

Attachment 1 - Summary

1. Target Rate of Investment Return and Actual Rate of Investment Return
2. Liquidity Requirements and Actual Liquidity
3. Cash Flow Analysis Reports – January 2016 through June 2016
4. Checks Charged Off 20160630 – the daily report on June 30, 2016, of the amount of uncollected checks legally charged off.
5. Checks Charged Off YTD FY2016 – the report from July 1, 2015, to June 30, 2016, of the amount of uncollected checks legally charged off.
6. Demand Account Activity 20160630 – the daily report on June 30, 2016, of the amount of liquidity in the State Treasury demand accounts.
7. Demand Account Activity YTD FY2016 – the report from July 1, 2015, to June 30, 2016, of the amount of liquidity in the State Treasury demand accounts.
8. Fund Transactions by Type 20160630 – the daily report on June 30, 2016, of the summary financial transactions for the day including direct receipts, transfer receipts, disbursements by warrant redemption and disbursements by transfer.
9. Fund Transactions by Type YTD FY2016 – the report from July 1, 2015, to June 30, 2016, of the cumulative summary financial transactions for fiscal year-to-date including direct receipts, transfer receipts, disbursements by warrant redemption and disbursements by transfer.
10. Money Market Account Activity 20160630 – the daily report on June 30, 2016, of the amount of liquidity in the State Treasury money market accounts.
11. Money Market Account Activity YTD FY2016 – the report from July 1, 2015, to June 30, 2016, of the amount of liquidity in the State Treasury money market accounts.
12. Return on Investment June 2016 – the detail report from June 1, 2016, to June 30, 2016, of the State Treasury's rate of investment return.
13. Return on Investment YTD FY2016 – the detail report from July 1, 2015, to June 30, 2016, of the State Treasury's rate of investment return.
14. Safekeeping Inventory 20160630 – the report of the principal amount of securities held in trust in Safekeeping in the State Treasury.

Complying with ACT 1088, the State Board of Finance established a benchmark rate of return for the Treasury portfolio. Several factors that play a role in setting an appropriate expectation for return as investments are made within the primary mission of the Treasury in mind, to provide adequate liquidity for the State's business. Once that need is met, the available funds are invested balancing future needs with opportunities available in the marketplace.

The analysis of cash flows to more accurately assess liquidity is an ongoing process and we continue to appreciate the collective effort of all state agencies.

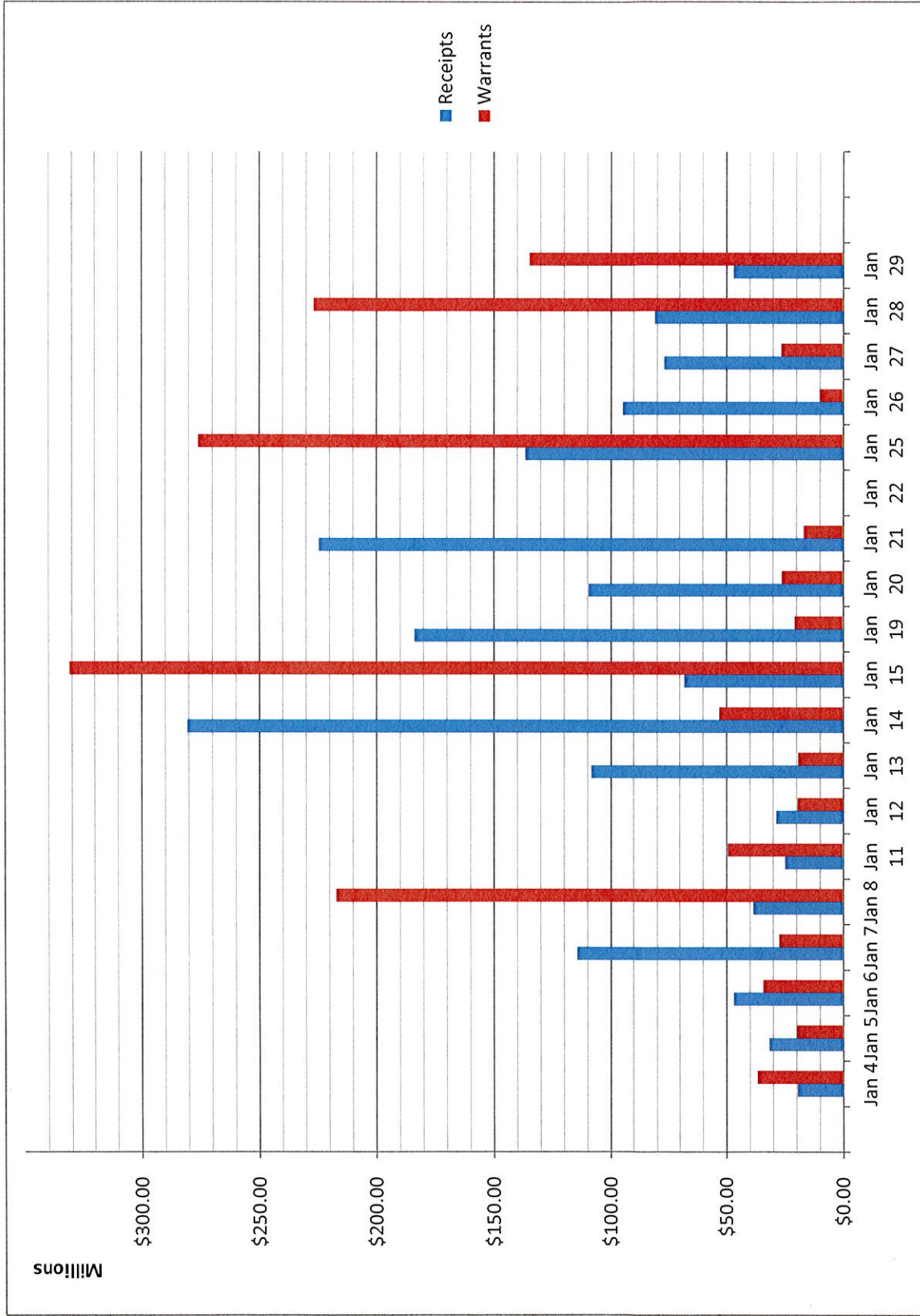
We, as the Treasury, have a fiduciary responsibility to all tax payers. Our updated investment policy remains a conservative approach to portfolio management. New management analysis software and information services have allowed the Treasury to increase overall return while the rates in the marketplace have actually declined.

Essentially, we expect continued improved performance in terms of dollars returned to the State. This being accomplished by improved management. Therefore the rate of return for as denoted by an interest rate will still best be stated as a range from 1.00% to 1.50% of investment dollars.

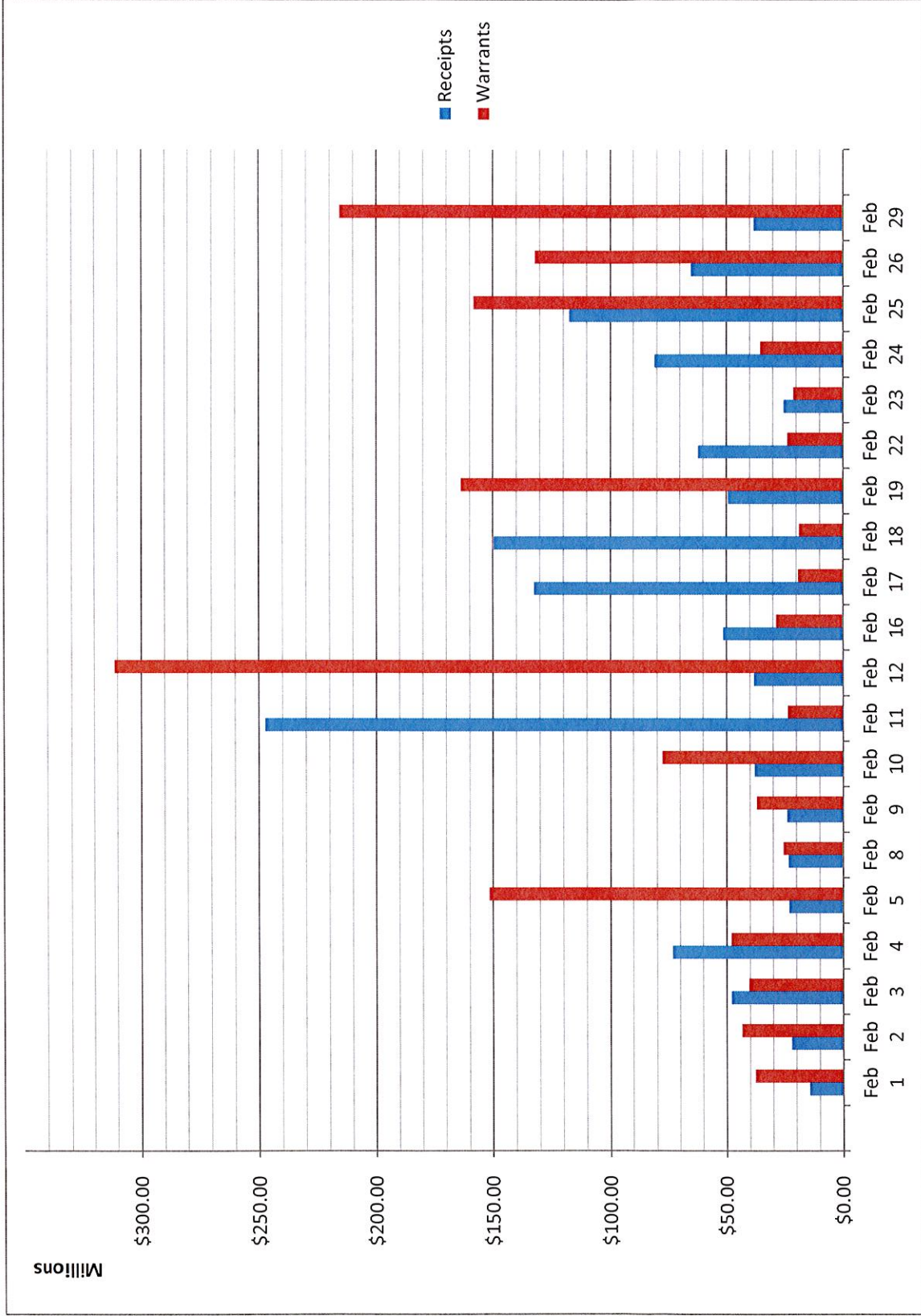
Liquidity Requirements

To appropriately address current and future liquidity requirements, we analyze daily cash flows from 2014 through 2016, make projections based on experiential data and communication with the various agencies and make short term investments so that maturities coincide with the expected warrants to be redeemed. We have moved liquid monies from low yielding money markets to commercial paper and expanded both the size and number of our bank DDA accounts. We have also negotiated higher rates of return in our liquid, collateralized DDA accounts. Not only have we generated a much higher return on these monies, we have actually succeeded in making the Treasury more liquid at the same time, moving from levels ranging from \$200 to \$600 million in money markets to approximately \$300 in collateralized or insured bank accounts and \$1 billion in highly liquid commercial paper maturing in 90 days or less.

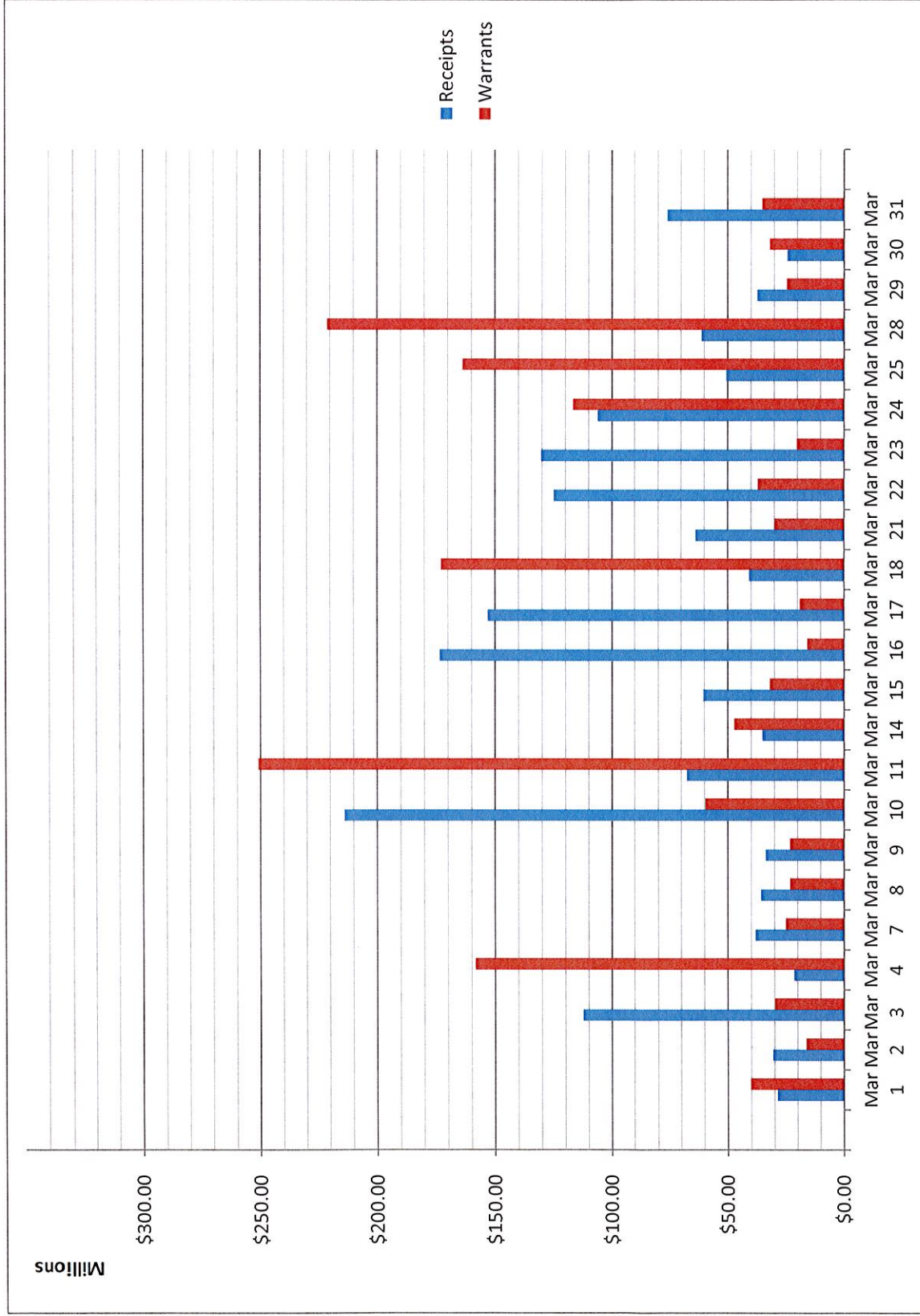
JANUARY 2016 DAILY CASH FLOWS



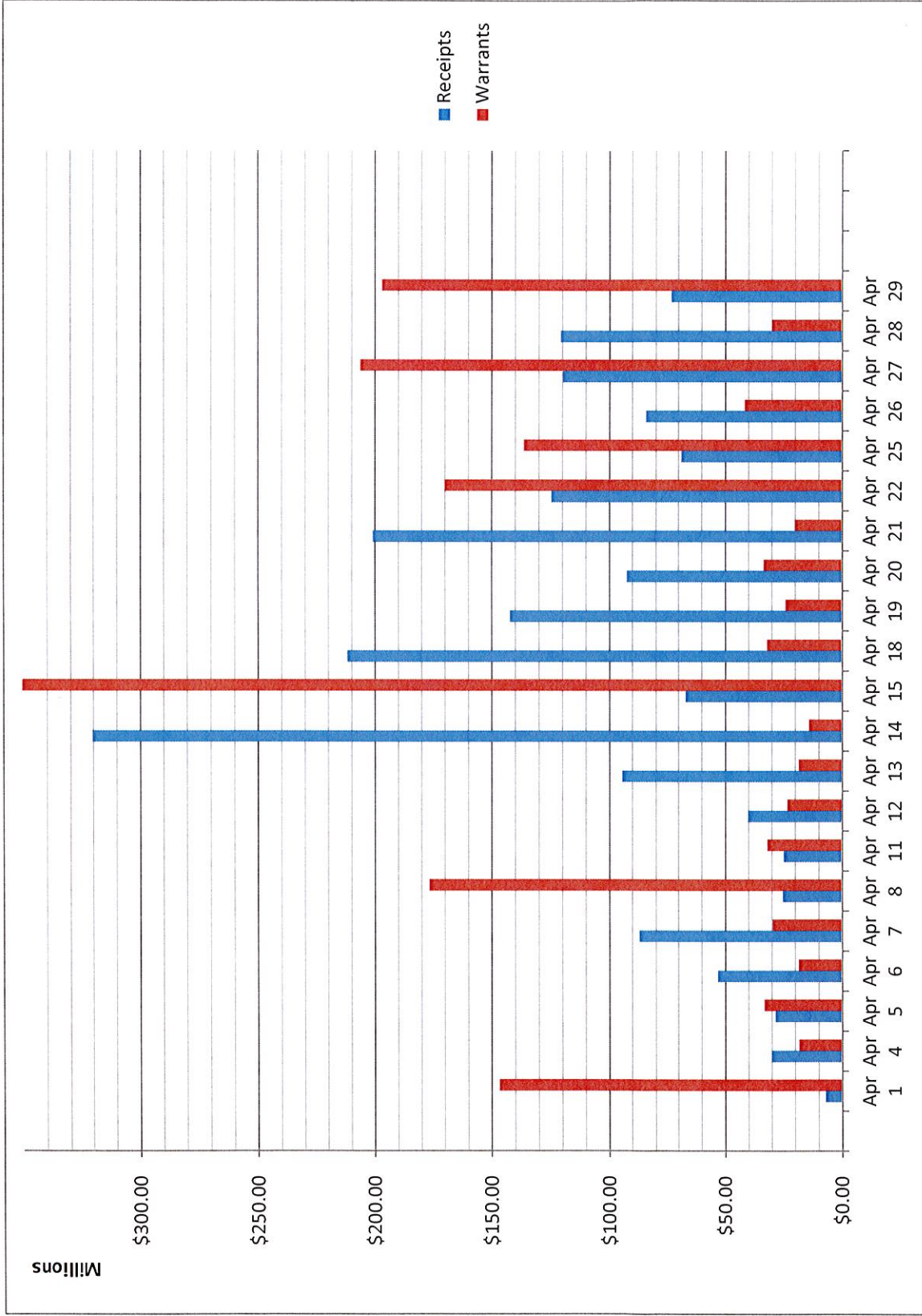
FEBRUARY 2016 DAILY CASH FLOWS



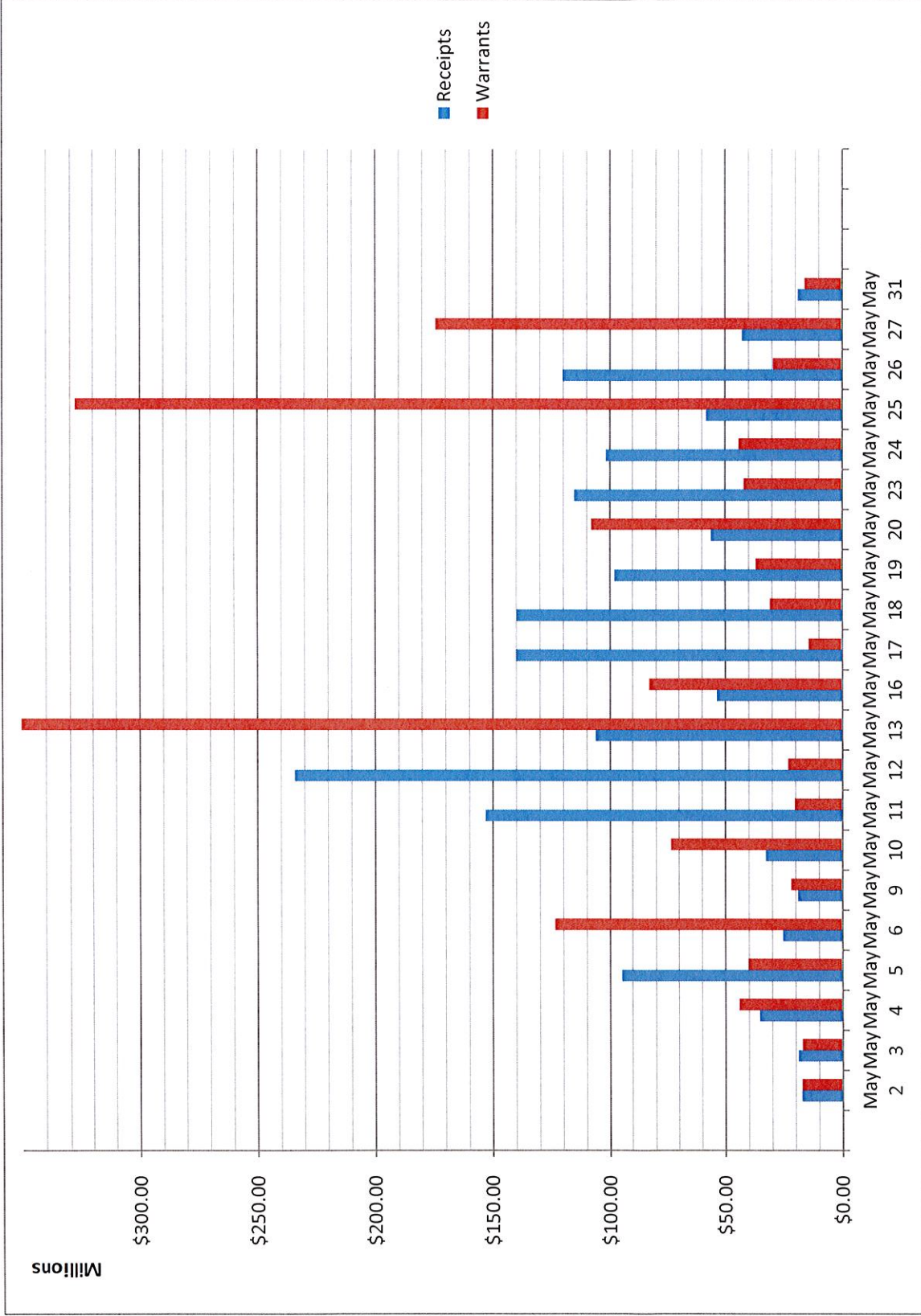
MARCH 2016 DAILY CASH FLOWS



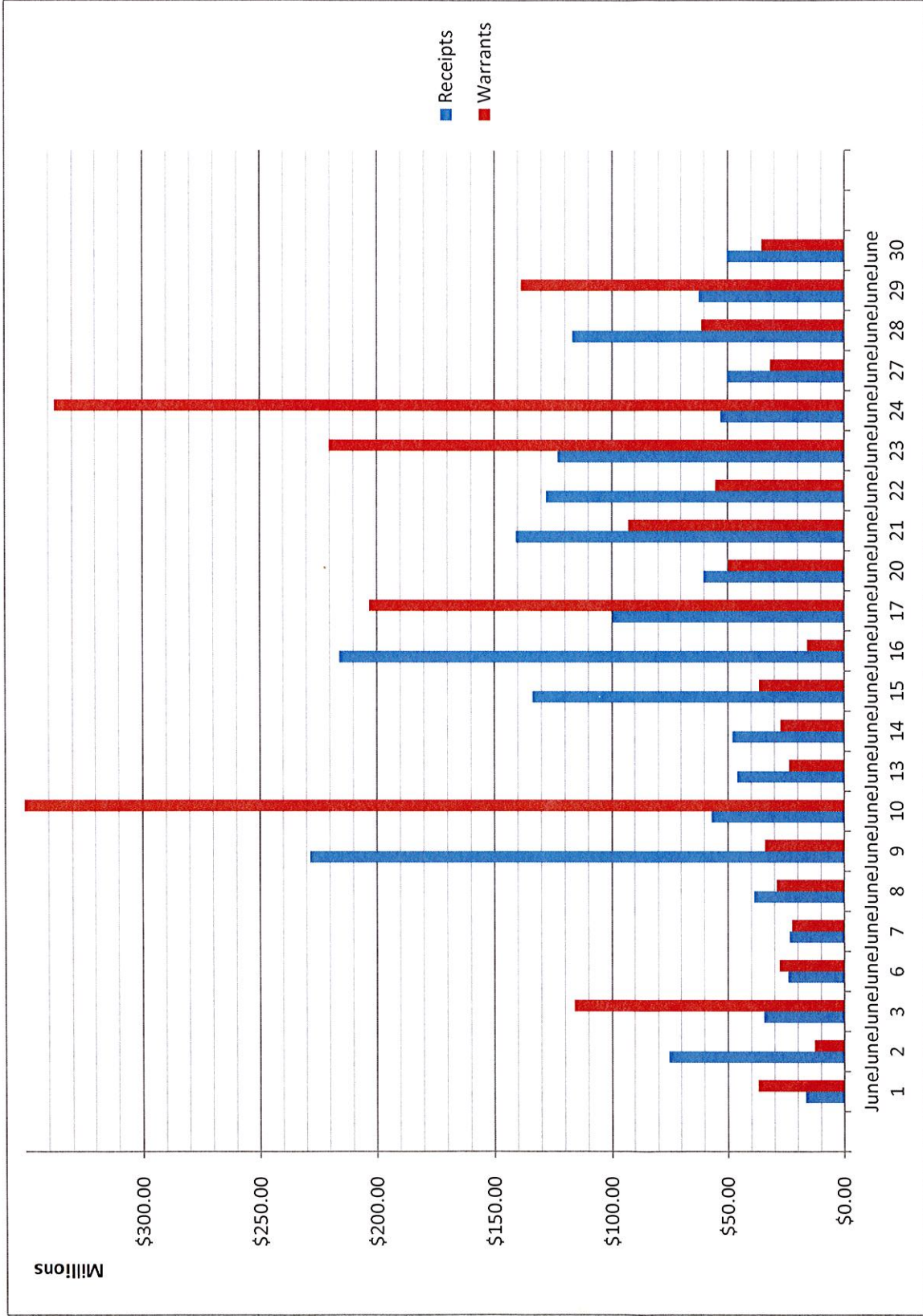
APRIL 2016 DAILY CASH FLOWS



MAY 2016 DAILY CASH FLOWS



JUNE 2016 DAILY CASH FLOWS



Run Date: 6/30/2016
Run Time: 1:55:25PM

Checks Charged Off Detail

Page: 1
User: 0

Start Date: 6/30/16 End Date: 6/30/16

<u>Jnl. Entry #</u>	<u>Trx. Date</u>	<u>Ref #</u>	<u>Agency</u>	<u>Fund</u>	<u>Rev Code</u>	<u>Ledger</u>	<u>Ledger Desc.</u>	<u>Description</u>	<u>Debit Amount</u>	<u>Credit Amount</u>
---------------------	------------------	--------------	---------------	-------------	-----------------	---------------	---------------------	--------------------	---------------------	----------------------

Totals for:

Count:

Grand Total

Count:

Run Date: 6/30/2016
 Run Time: 1:56:44PM

Checks Charged Off Detail

Page: 1
 User: 0

Start Date: 7/1/15 End Date: 6/30/16

Jnl. Entry #	Trx. Date	Ref #	Agency	Fund	Rev Code	Ledger	Ledger Desc.	Description	Debit Amount	Credit Amount
1046599	7/7/2015	REVENUE	0069	ARK0000	4099999900	120	0	DF&A Chargebacks		30.00
1046599	7/7/2015	REVENUE	0630	AGA0000	4013004000	999	0	Fund Cash Account	30.00	
Totals for: 7/7/2015							Count: 2		30.00	30.00
1047289	7/8/2015	NSF Chec	0069	ARK0000	4099999900	120	0	DF&A Chargebacks		137,775.76
1047289	7/8/2015	NSF Chec	0610	AGA0000	4010005000	999	0	Fund Cash Account	22,764.60	
1047289	7/8/2015	NSF Chec	0610	AGA0000	4010006000	999	0	Fund Cash Account	5,000.00	
1047289	7/8/2015	NSF Chec	0610	AGA0000	4010007000	999	0	Fund Cash Account	4,646.26	
1047289	7/8/2015	NSF Chec	0610	AGA0000	4010001001	999	0	Fund Cash Account	101,648.45	
1047289	7/8/2015	NSF Chec	0610	ARH0000	4040005001	999	0	Fund Cash Account	2,000.00	
1047289	7/8/2015	NSF Chec	0610	AGA0000	4010000900	999	0	Fund Cash Account	716.45	
1047289	7/8/2015	NSF Chec	0645	BAA0100	4043007001	999	0	Fund Cash Account	1,000.00	
Totals for: 7/8/2015							Count: 8		137,775.76	137,775.76
1049534	7/14/2015	Revenue (0069	ARK0000	4099999900	120	0	DF&A Chargebacks		7,828.32
1049534	7/14/2015	Revenue (0630	AGA0000	4013006001	999	0	Fund Cash Account	7,650.00	
1049534	7/14/2015	Revenue (0630	RRA0000	4020011000	999	0	Fund Cash Account	178.32	
Totals for: 7/14/2015							Count: 3		7,828.32	7,828.32
1050264	7/15/2015	NSF Chec	0069	ARK0000	4099999900	120	0	DF&A Chargebacks		27,210.12
1050264	7/15/2015	NSF Chec	0610	AGA0000	4010001001	999	0	Fund Cash Account	19,630.00	
1050264	7/15/2015	NSF Chec	0610	AGA0000	4010000900	999	0	Fund Cash Account	6,933.71	
1050264	7/15/2015	NSF Chec	0610	AGA0000	4010005000	999	0	Fund Cash Account	646.41	
Totals for: 7/15/2015							Count: 4		27,210.12	27,210.12
1051130	7/17/2015	various ch	0069	ARK0000	4099999900	122	0	Other Chargebacks		182.94
1051130	7/17/2015	various ch	0610	AGA0000	4014001000	999	0	Fund Cash Account	182.94	
Totals for: 7/17/2015							Count: 2		182.94	182.94

Run Date: 6/30/2016
 Run Time: 1:56:44PM

Checks Charged Off Detail

Page: 2
 User: 0

Start Date: 7/1/15 End Date: 6/30/16

Jnl. Entry #	Trx. Date	Ref #	Agency	Fund	Rev Code	Ledger	Ledger Desc.	Description	Debit Amount	Credit Amount
1052524	7/22/2015	REVENUE	0069	ARK0000	4099999900	120	0	DF&A Chargebacks		2,200.00
1052682	7/22/2015	VARIOUS	0069	ARK0000	4099999900	122	0	Other Chargebacks		1,545.00
1052685	7/22/2015	VARIOUS	0069	ARK0000	4099999900	122	0	Other Chargebacks		82.75
1052687	7/22/2015	VARIOUS	0069	ARK0000	4099999900	122	0	Other Chargebacks		35.00
1052690	7/22/2015	VARIOUS	0069	ARK0000	4099999900	122	0	Other Chargebacks		1,052.76
1052693	7/22/2015	VARIOUS	0069	ARK0000	4099999900	122	0	Other Chargebacks		85.00
1052695	7/22/2015	VARIOUS	0069	ARK0000	4099999900	122	0	Other Chargebacks		160.00
1052700	7/22/2015	VARIOUS	0069	ARK0000	4099999900	122	0	Other Chargebacks		700.00
1052705	7/22/2015	Back Out	0069	ARK0000	4099999900	122	1052697	Other Chargebacks	85.00	
1052685	7/22/2015	VARIOUS	0283	NPB0000	4043002000	999	0	Fund Cash Account	82.75	
1052690	7/22/2015	VARIOUS	0090	RRA0000	4033014000	999	0	Fund Cash Account	920.00	
1052524	7/22/2015	REVENUE	0630	AGA0000	4013006001	999	0	Fund Cash Account	2,200.00	
1052690	7/22/2015	VARIOUS	0090	RRA0000	4042007100	999	0	Fund Cash Account	132.76	
1052693	7/22/2015	VARIOUS	0270	NDL0000	4043002000	999	0	Fund Cash Account	85.00	
1052695	7/22/2015	VARIOUS	0400	SPS0101	4031054000	999	0	Fund Cash Account	60.00	
1052695	7/22/2015	VARIOUS	0400	SPS0101	4031058000	999	0	Fund Cash Account	100.00	
1052700	7/22/2015	VARIOUS	0228	NEC0000	4041007000	999	0	Fund Cash Account	700.00	
1052705	7/22/2015	Back Out	0270	NDL0000	4043002000	999	1052697	Fund Cash Account		85.00
1052682	7/22/2015	VARIOUS	0710	FWF3000	6990003100	999	0	Fund Cash Account	1,500.00	
1052682	7/22/2015	VARIOUS	0710	PWE9100	6990003100	999	0	Fund Cash Account	25.00	
1052682	7/22/2015	VARIOUS	0710	PWP2500	4047099000	999	0	Fund Cash Account	20.00	
1052687	7/22/2015	VARIOUS	0800	MLS0100	4033006000	999	0	Fund Cash Account	25.00	
1052687	7/22/2015	VARIOUS	0800	MLS0200	4033027000	999	0	Fund Cash Account	10.00	
Totals for: 7/22/2015							Count:	23	5,945.51	5,945.51
1054018	7/23/2015	NSF Chec	0069	ARK0000	4099999900	120	0	DF&A Chargebacks		81,415.49
1054018	7/23/2015	NSF Chec	0610	AGA0000	4010001001	999	0	Fund Cash Account	4,049.99	
1054018	7/23/2015	NSF Chec	0090	RRA0000	4020011001	999	0	Fund Cash Account	68,732.25	
1054018	7/23/2015	NSF Chec	0610	AGA0000	4010000900	999	0	Fund Cash Account	625.43	
1054018	7/23/2015	NSF Chec	0645	BAA0100	4043007001	999	0	Fund Cash Account	1,325.00	

Run Date: 6/30/2016
 Run Time: 1:56:44PM

Checks Charged Off Detail

Page: 3
 User: 0

Start Date: 7/1/15 End Date: 6/30/16

Jnl. Entry #	Trx. Date	Ref #	Agency	Fund	Rev Code	Ledger	Ledger Desc.	Description	Debit Amount	Credit Amount
1054018	7/23/2015	NSF Chec 0610	AGA0000	AGA0000	4010005000	999	0	Fund Cash Account	1,537.82	
1054018	7/23/2015	NSF Chec 0610	AGA0000	AGA0000	4010006000	999	0	Fund Cash Account	5,000.00	
1054018	7/23/2015	NSF Chec 0610	AGA0000	AGA0000	4010007000	999	0	Fund Cash Account	145.00	
Totals for: 7/23/2015								Count: 8	81,415.49	81,415.49
1054468	7/24/2015	VARIOUS 0069	ARK0000	ARK0000	4099999900	122	0	Other Chargebacks		90.00
1054484	7/24/2015	VARIOUS 0069	ARK0000	ARK0000	4099999900	122	0	Other Chargebacks		2,900.00
1054485	7/24/2015	VARIOUS 0069	ARK0000	ARK0000	4099999900	122	0	Other Chargebacks		15.50
1054490	7/24/2015	VARIOUS 0069	ARK0000	ARK0000	4099999900	122	0	Other Chargebacks		25.00
1054468	7/24/2015	VARIOUS 0425	TSI4500	TSI4500	4031026000	999	0	Fund Cash Account	90.00	
1054485	7/24/2015	VARIOUS 0080	SDG0000	SDG0000	4033009000	999	0	Fund Cash Account	15.50	
1054484	7/24/2015	VARIOUS 0520	PER0300	PER0300	2110007500	999	0	Fund Cash Account	2,900.00	
1054490	7/24/2015	VARIOUS 0960	SEF0100	SEF0100	4031005000	999	0	Fund Cash Account	15.00	
1054490	7/24/2015	VARIOUS 0990	MJA0100	MJA0100	4031005000	999	0	Fund Cash Account	10.00	
Totals for: 7/24/2015								Count: 9	3,030.50	3,030.50
1054955	7/27/2015	various ch 0069	ARK0000	ARK0000	4099999900	122	0	Other Chargebacks		375.00
1054955	7/27/2015	various ch 0500	NED0010	NED0010	4041006000	999	0	Fund Cash Account	375.00	
Totals for: 7/27/2015								Count: 2	375.00	375.00
1055698	7/29/2015	NSF Chec 0069	ARK0000	ARK0000	4099999900	120	0	DF&A Chargebacks		20,000.30
1055763	7/29/2015	VARIOUS 0069	ARK0000	ARK0000	4099999900	122	0	Other Chargebacks		270.00
1055764	7/29/2015	VARIOUS 0069	ARK0000	ARK0000	4099999900	122	0	Other Chargebacks		280.00
1055765	7/29/2015	VARIOUS 0069	ARK0000	ARK0000	4099999900	122	0	Other Chargebacks		50.00
1055698	7/29/2015	NSF Chec 0610	AGA0000	AGA0000	4010005000	999	0	Fund Cash Account	2,810.48	
1055698	7/29/2015	NSF Chec 0610	AGA0000	AGA0000	4010006000	999	0	Fund Cash Account	5,600.00	
1055698	7/29/2015	NSF Chec 0610	AGA0000	AGA0000	4010007000	999	0	Fund Cash Account	2,206.63	
1055698	7/29/2015	NSF Chec 0610	AGA0000	AGA0000	4010001001	999	0	Fund Cash Account	6,895.37	
1055698	7/29/2015	NSF Chec 0610	AGA0000	AGA0000	4010000900	999	0	Fund Cash Account	2,487.82	
1055763	7/29/2015	VARIOUS 0645	BAA2000	BAA2000	4042002000	999	0	Fund Cash Account	250.00	

Run Date: 6/30/2016
 Run Time: 1:56:44PM

Checks Charged Off Detail

Page: 4
 User: 0

Start Date: 7/1/15 End Date: 6/30/16

Jnl. Entry #	Trx. Date	Ref #	Agency	Fund	Rev Code	Ledger	Ledger Desc.	Description	Debit Amount	Credit Amount
1055763	7/29/2015	VARIOUS	0645	BAA2000	4031016000	999	0	Fund Cash Account	20.00	
1055764	7/29/2015	VARIOUS	0645	SHA0000	4033028000	999	0	Fund Cash Account	200.00	
1055765	7/29/2015	VARIOUS	0224	NLC0000	4043002000	999	0	Fund Cash Account	50.00	
1055764	7/29/2015	VARIOUS	0645	BAA0100	4031068000	999	0	Fund Cash Account	35.00	
1055764	7/29/2015	VARIOUS	0645	BAA0100	4043003000	999	0	Fund Cash Account	45.00	
Totals for: 7/29/2015								Count: 15	20,600.30	20,600.30
1056746	8/3/2015	Various C	0069	ARK0000	4099999900	122	0	Other Chargebacks		30.00
1056746	8/3/2015	Various C	0248	NRE0001	4041012000	999	0	Fund Cash Account	30.00	
Totals for: 8/3/2015								Count: 2	30.00	30.00
1057483	8/4/2015	REVENUE	0069	ARK0000	4099999900	120	0	DF&A Chargebacks		350.00
1057483	8/4/2015	REVENUE	0630	AGA0000	4013006001	999	0	Fund Cash Account	350.00	
Totals for: 8/4/2015								Count: 2	350.00	350.00
1058029	8/5/2015	NSF Chec	0069	ARK0000	4099999900	120	0	DF&A Chargebacks		56,708.18
1058029	8/5/2015	NSF Chec	0610	AGA0000	4010001001	999	0	Fund Cash Account	54,177.91	
1058029	8/5/2015	NSF Chec	0610	AGA0000	4010000900	999	0	Fund Cash Account	368.00	
1058029	8/5/2015	NSF Chec	0610	AGA0000	4010005000	999	0	Fund Cash Account	764.13	
1058029	8/5/2015	NSF Chec	0610	AGA0000	4010006000	999	0	Fund Cash Account	709.00	
1058029	8/5/2015	NSF Chec	0610	AGA0000	4010007000	999	0	Fund Cash Account	349.14	
1058029	8/5/2015	NSF Chec	0610	AGA0000	4013009000	999	0	Fund Cash Account	340.00	
Totals for: 8/5/2015								Count: 7	56,708.18	56,708.18
1059277	8/6/2015	various ch	0069	ARK0000	4099999900	122	0	Other Chargebacks		80.50
1059280	8/6/2015	various ch	0069	ARK0000	4099999900	122	0	Other Chargebacks		39.75
1059277	8/6/2015	various ch	0080	SDG0000	4033009000	999	0	Fund Cash Account	80.50	
1059280	8/6/2015	various ch	0960	SEF0100	4041061000	999	0	Fund Cash Account	12.75	
1059280	8/6/2015	various ch	0960	SEF0100	4031005000	999	0	Fund Cash Account	17.00	

Run Date: 6/30/2016
 Run Time: 1:56:44PM

Checks Charged Off Detail

Page: 5
 User: 0

Start Date: 7/1/15 End Date: 6/30/16

Jnl. Entry #	Trx. Date	Ref #	Agency	Fund	Rev Code	Ledger	Ledger Desc.	Description	Debit Amount	Credit Amount
1059280	8/6/2015	various ch	0990	MJA0100	4031005000	999	0	Fund Cash Account	10.00	
Totals for: 8/6/2015								Count: 6	120.25	120.25
1060159	8/10/2015	REVENUE	0069	ARK0000	4099999900	120	0	DF&A Chargebacks		331.00
1060159	8/10/2015	REVENUE	0630	TAX0000	4040016000	999	0	Fund Cash Account	331.00	
Totals for: 8/10/2015								Count: 2	331.00	331.00
1060473	8/11/2015	NSF Chec	0069	ARK0000	4099999900	120	0	DF&A Chargebacks		10,233.75
1060560	8/11/2015	various ch	0069	ARK0000	4099999900	122	0	Other Chargebacks		381.70
1060560	8/11/2015	various ch	0710	FWF6900	6990003100	999	0	Fund Cash Account	371.70	
1060560	8/11/2015	various ch	0710	PWP2500	4047099000	999	0	Fund Cash Account	10.00	
1060473	8/11/2015	NSF Chec	0610	AGA0000	4010001001	999	0	Fund Cash Account	8,440.00	
1060473	8/11/2015	NSF Chec	0610	AGA0000	4010000900	999	0	Fund Cash Account	50.00	
1060473	8/11/2015	NSF Chec	0930	TTG0100	4021009001	999	0	Fund Cash Account	85.50	
1060473	8/11/2015	NSF Chec	0610	AGA0000	4010005000	999	0	Fund Cash Account	799.84	
1060473	8/11/2015	NSF Chec	0610	AGA0000	4010007000	999	0	Fund Cash Account	858.41	
Totals for: 8/11/2015								Count: 9	10,615.45	10,615.45
1062896	8/18/2015	REVENUE	0069	ARK0000	4099999900	120	0	DF&A Chargebacks		4,578.28
1062896	8/18/2015	REVENUE	0630	AGA0000	4013006001	999	0	Fund Cash Account	4,500.00	
1062896	8/18/2015	REVENUE	0630	TAX0000	4040016000	999	0	Fund Cash Account	78.28	
Totals for: 8/18/2015								Count: 3	4,578.28	4,578.28
1063412	8/19/2015	NSF Chec	0069	ARK0000	4099999900	120	0	DF&A Chargebacks		979,547.51
1063530	8/19/2015	Correct Jc	0069	ARK0000	4099999900	122	1063539	Other Chargebacks		1,765.00
1063538	8/19/2015	Back Out	0069	ARK0000	4099999900	122	1063498	Other Chargebacks	1,775.00	
1063438	8/19/2015	Back Out	0069	ARK0000	4099999900	270	1063539	Bank Of America	1,765.00	
1063438	8/19/2015	Back Out	0611	NAB0000	4048001000	999	1063539	Fund Cash Account		10.00
1063438	8/19/2015	Back Out	0645	BAA0100	4031068000	999	1063539	Fund Cash Account		70.00

Run Date: 6/30/2016
 Run Time: 1:56:44PM

Checks Charged Off Detail

Page: 6
 User: 0

Start Date: 7/1/15 End Date: 6/30/16

Jnl. Entry #	Trx. Date	Ref #	Agency	Fund	Rev Code	Ledger	Ledger Desc.	Description	Debit Amount	Credit Amount
1063438	8/19/2015	Back Out . 0645	BAA0100	BAA0100	4043003000	999	1063539	Fund Cash Account		45.00
1063530	8/19/2015	Correct Jc 0611	NAB0000	NAB0000	4048001000	999	1063539	Fund Cash Account	10.00	
1063530	8/19/2015	Correct Jc 0645	BAA0100	BAA0100	4031068000	999	1063539	Fund Cash Account	70.00	
1063530	8/19/2015	Correct Jc 0645	BAA0100	BAA0100	4043003000	999	1063539	Fund Cash Account	45.00	
1063538	8/19/2015	Back Out . 0611	NAB0000	NAB0000	4048001000	999	1063498	Fund Cash Account		10.00
1063538	8/19/2015	Back Out . 0611	NAB0000	NAB0000	4048001000	999	1063498	Fund Cash Account		10.00
1063538	8/19/2015	Back Out . 0645	BAA0100	BAA0100	4031068000	999	1063498	Fund Cash Account		70.00
1063538	8/19/2015	Back Out . 0645	BAA0100	BAA0100	4043003000	999	1063498	Fund Cash Account		45.00
1063412	8/19/2015	NSF Chec 0610	AGA0000	AGA0000	4010001001	999	0	Fund Cash Account	978,272.54	
1063412	8/19/2015	NSF Chec 0610	AGA0000	AGA0000	4010000900	999	0	Fund Cash Account	131.84	
1063438	8/19/2015	Back Out . 0400	SPS0101	SPS0101	4031011000	999	1063539	Fund Cash Account		25.00
1063438	8/19/2015	Back Out . 0645	BAA2000	BAA2000	4031015000	999	1063539	Fund Cash Account		65.00
1063438	8/19/2015	Back Out . 0224	NLC0000	NLC0000	4042002000	999	1063539	Fund Cash Account		1,500.00
1063438	8/19/2015	Back Out . 0224	NLC0000	NLC0000	4043002000	999	1063539	Fund Cash Account		50.00
1063530	8/19/2015	Correct Jc 0400	SPS0101	SPS0101	4031011000	999	1063539	Fund Cash Account	25.00	
1063530	8/19/2015	Correct Jc 0645	BAA2000	BAA2000	4031015000	999	1063539	Fund Cash Account	65.00	
1063530	8/19/2015	Correct Jc 0224	NLC0000	NLC0000	4042002000	999	1063539	Fund Cash Account	1,500.00	
1063530	8/19/2015	Correct Jc 0224	NLC0000	NLC0000	4043002000	999	1063539	Fund Cash Account	50.00	
1063538	8/19/2015	Back Out . 0400	SPS0101	SPS0101	4031011000	999	1063498	Fund Cash Account		25.00
1063538	8/19/2015	Back Out . 0645	BAA2000	BAA2000	4031015000	999	1063498	Fund Cash Account		65.00
1063538	8/19/2015	Back Out . 0224	NLC0000	NLC0000	4042002000	999	1063498	Fund Cash Account		1,500.00
1063538	8/19/2015	Back Out . 0224	NLC0000	NLC0000	4043002000	999	1063498	Fund Cash Account		50.00
1063412	8/19/2015	NSF Chec 0610	AGA0000	AGA0000	4010005000	999	0	Fund Cash Account	800.63	
1063412	8/19/2015	NSF Chec 0610	AGA0000	AGA0000	4010007000	999	0	Fund Cash Account	342.50	
Totals for: 8/19/2015							Count:	30	984,852.51	984,852.51
1064663	8/20/2015	Various C 0069	ARK0000	ARK0000	4099999900	122	0	Other Chargebacks		3,342.22
1064663	8/20/2015	Various C 0385	NVA0000	NVA0000	4044003000	999	0	Fund Cash Account	2,759.02	
1064663	8/20/2015	Various C 0995	FKA1406	FKA1406	4050003000	999	0	Fund Cash Account	543.20	
1064663	8/20/2015	Various C 0385	NVA0000	NVA0000	2114004000	999	0	Fund Cash Account	40.00	

Run Date: 6/30/2016
 Run Time: 1:56:44PM

Checks Charged Off Detail

Page: 7
 User: 0

Start Date: 7/1/15 End Date: 6/30/16

Jnl. Entry #	Trx. Date	Ref #	Agency	Fund	Rev Code	Ledger	Ledger Desc.	Description	Debit Amount	Credit Amount
Totals for: 8/20/2015							Count: 4		3,342.22	3,342.22
1065834	8/25/2015	Various ct	0069	ARK0000	4099999900	122	0	Other Chargebacks		124.50
1065834	8/25/2015	Various ct	0960	SEF0100	4041061000	999	0	Fund Cash Account	25.50	
1065834	8/25/2015	Various ct	0960	SEF0100	4031005000	999	0	Fund Cash Account	49.00	
1065834	8/25/2015	Various ct	0960	SMP0100	4031075000	999	0	Fund Cash Account	20.00	
1065834	8/25/2015	Various ct	0990	MJA0100	4031005000	999	0	Fund Cash Account	30.00	
Totals for: 8/25/2015							Count: 5		124.50	124.50
1066564	8/26/2015	NSF Chec	0069	ARK0000	4099999900	120	0	DF&A Chargebacks		8,857.88
1066564	8/26/2015	NSF Chec	0610	AGA0000	4010001001	999	0	Fund Cash Account	4,044.06	
1066564	8/26/2015	NSF Chec	0610	AGA0000	4010000900	999	0	Fund Cash Account	1,090.00	
1066564	8/26/2015	NSF Chec	0610	AGA0000	4010005000	999	0	Fund Cash Account	3,698.40	
1066564	8/26/2015	NSF Chec	0610	AGA0000	4010007000	999	0	Fund Cash Account	25.42	
Totals for: 8/26/2015							Count: 5		8,857.88	8,857.88
1066983	8/27/2015	Back Out	0069	ARK0000	4099999900	122	1066710	Other Chargebacks	66.50	
1066985	8/27/2015	various ch	0069	ARK0000	4099999900	122	0	Other Chargebacks		66.50
1066983	8/27/2015	Back Out	0090	RRA0000	4047099000	999	1066710	Fund Cash Account		9.50
1066985	8/27/2015	various ch	0090	RRA0000	4047099000	999	0	Fund Cash Account	9.50	
1066983	8/27/2015	Back Out	0710	PWP2500	4047099000	999	1066710	Fund Cash Account		40.00
1066983	8/27/2015	Back Out	0800	MLS0100	4033006000	999	1066710	Fund Cash Account		17.00
1066985	8/27/2015	various ch	0710	PWP2500	4047099000	999	0	Fund Cash Account	40.00	
1066985	8/27/2015	various ch	0800	MLS0100	4033006000	999	0	Fund Cash Account	17.00	
Totals for: 8/27/2015							Count: 8		133.00	133.00
1067508	8/28/2015	Various C	0069	ARK0000	4099999900	122	0	Other Chargebacks		5,429.19
1067508	8/28/2015	Various C	0800	HSA0100	4050003000	999	0	Fund Cash Account	325.00	
1067508	8/28/2015	Various C	0324	HSC3702	4041048000	999	0	Fund Cash Account	40.00	

Run Date: 6/30/2016
 Run Time: 1:56:44PM

Checks Charged Off Detail

Page: 8
 User: 0

Start Date: 7/1/15 End Date: 6/30/16

Jnl. Entry #	Trx. Date	Ref #	Agency	Fund	Rev Code	Ledger	Ledger Desc.	Description	Debit Amount	Credit Amount	
1067508	8/28/2015	Various C	0425	TSI4500	4031026000	999	0	Fund Cash Account	90.00		
1067508	8/28/2015	Various C	0520	PER0300	6990003000	999	0	Fund Cash Account	3,100.00		
1067508	8/28/2015	Various C	0645	BAA2000	4042002000	999	0	Fund Cash Account	50.00		
1067508	8/28/2015	Various C	0645	BAA2000	4031019000	999	0	Fund Cash Account	50.00		
1067508	8/28/2015	Various C	0877	NNH0404	4047099000	999	0	Fund Cash Account	734.19		
1067508	8/28/2015	Various C	0620	MCD0100	4041012000	999	0	Fund Cash Account	12.00		
1067508	8/28/2015	Various C	0211	SBL0000	4032110000	999	0	Fund Cash Account	8.00		
1067508	8/28/2015	Various C	0211	MBB0200	4032110000	999	0	Fund Cash Account	20.00		
1067508	8/28/2015	Various C	0800	MLS0100	4032001000	999	0	Fund Cash Account	1,000.00		
Totals for: 8/28/2015									Count: 12	5,429.19	5,429.19
1070704	9/8/2015	Various C	0069	ARK0000	4099999900	122	0	Other Chargebacks		3,528.89	
1070704	9/8/2015	Various C	0216	SCS0100	4031084000	999	0	Fund Cash Account	75.00		
1070704	9/8/2015	Various C	0610	MPH0000	4048003000	999	0	Fund Cash Account	3,453.89		
Totals for: 9/8/2015									Count: 3	3,528.89	3,528.89
1071145	9/9/2015	NSF Chec	0069	ARK0000	4099999900	120	0	DF&A Chargebacks		59,761.06	
1071145	9/9/2015	NSF Chec	0610	AGA0000	4010005000	999	0	Fund Cash Account	1,806.07		
1071145	9/9/2015	NSF Chec	0610	AGA0000	4010006000	999	0	Fund Cash Account	500.00		
1071145	9/9/2015	NSF Chec	0610	AGA0000	4010007000	999	0	Fund Cash Account	3,207.75		
1071145	9/9/2015	NSF Chec	0610	ARH0000	4040005000	999	0	Fund Cash Account	1,712.00		
1071145	9/9/2015	NSF Chec	0610	AGA0000	4010001001	999	0	Fund Cash Account	52,318.01		
1071145	9/9/2015	NSF Chec	0610	AGA0000	4010000900	999	0	Fund Cash Account	217.23		
Totals for: 9/9/2015									Count: 7	59,761.06	59,761.06
1072061	9/11/2015	VARIOUS	0069	ARK0000	4099999900	122	0	Other Chargebacks		3,098.56	
1072061	9/11/2015	VARIOUS	0960	SEF0100	4041061000	999	0	Fund Cash Account	38.25		
1072061	9/11/2015	VARIOUS	0470	MHC0100	1130001000	999	0	Fund Cash Account	32.95		
1072061	9/11/2015	VARIOUS	0800	NDW0001	4046001000	999	0	Fund Cash Account	2,996.36		
1072061	9/11/2015	VARIOUS	0960	SEF0100	4031005000	999	0	Fund Cash Account	21.00		

Run Date: 6/30/2016
 Run Time: 1:56:44PM

Checks Charged Off Detail

Page: 9
 User: 0

Start Date: 7/1/15 End Date: 6/30/16

Jnl. Entry #	Trx. Date	Ref #	Agency	Fund	Rev Code	Ledger	Ledger Desc.	Description	Debit Amount	Credit Amount
1072061	9/11/2015	VARIOUS	0990	MJA0100	4031005000	999	0	Fund Cash Account	10.00	
Totals for: 9/11/2015								Count: 6	3,098.56	3,098.56
1073007	9/15/2015	REVENUE	0069	ARK0000	4099999900	120	0	DF&A Chargebacks		17.86
1073007	9/15/2015	REVENUE	0630	TAX0000	4040016000	999	0	Fund Cash Account	17.86	
Totals for: 9/15/2015								Count: 2	17.86	17.86
1073506	9/16/2015	NSF Chec	0069	ARK0000	4099999900	120	0	DF&A Chargebacks		11,074.49
1073508	9/16/2015	various ch	0069	ARK0000	4099999900	122	0	Other Chargebacks		330.00
1073508	9/16/2015	various ch	0710	PWP2500	4047099000	999	0	Fund Cash Account	20.00	
1073506	9/16/2015	NSF Chec	0610	AGA0000	4010001001	999	0	Fund Cash Account	6,134.37	
1073506	9/16/2015	NSF Chec	0610	AGA0000	4010000900	999	0	Fund Cash Account	566.12	
1073508	9/16/2015	various ch	0292	NSA0000	4041007000	999	0	Fund Cash Account	80.00	
1073508	9/16/2015	various ch	0292	NSA0000	4042002000	999	0	Fund Cash Account	100.00	
1073506	9/16/2015	NSF Chec	0610	AGA0000	4010005000	999	0	Fund Cash Account	3,100.94	
1073506	9/16/2015	NSF Chec	0610	AGA0000	4010007000	999	0	Fund Cash Account	1,273.06	
1073508	9/16/2015	various ch	0425	TSI4500	4031026000	999	0	Fund Cash Account	130.00	
Totals for: 9/16/2015								Count: 10	11,404.49	11,404.49
1075642	9/18/2015	various ch	0069	ARK0000	4099999900	122	0	Other Chargebacks		417.25
1075642	9/18/2015	various ch	0960	SEF0100	4041061000	999	0	Fund Cash Account	39.25	
1075642	9/18/2015	various ch	0960	SEF0100	4031005000	999	0	Fund Cash Account	48.00	
1075642	9/18/2015	various ch	0960	SMP0600	4033021000	999	0	Fund Cash Account	330.00	
Totals for: 9/18/2015								Count: 4	417.25	417.25
1076159	9/21/2015	Various C	0069	ARK0000	4099999900	122	0	Other Chargebacks		232,726.34
1076159	9/21/2015	Various C	0710	PWP2500	4047099000	999	0	Fund Cash Account	40.00	
1076159	9/21/2015	Various C	0090	RRA0000	4050003000	999	0	Fund Cash Account	232,127.76	
1076159	9/21/2015	Various C	0090	RRA0000	4033014000	999	0	Fund Cash Account	34.00	

Run Date: 6/30/2016
 Run Time: 1:56:44PM

Checks Charged Off Detail

Page: 10
 User: 0

Start Date: 7/1/15 End Date: 6/30/16

Jnl. Entry #	Trx. Date	Ref #	Agency	Fund	Rev Code	Ledger	Ledger Desc.	Description	Debit Amount	Credit Amount
1076159	9/21/2015	Various C	0480	HCA0100	4050003000	999	0	Fund Cash Account	524.58	
Totals for: 9/21/2015								Count: 5	232,726.34	232,726.34
1076573	9/22/2015	Various ct	0069	ARK0000	4099999900	122	0	Other Chargebacks		189.00
1076573	9/22/2015	Various ct	0090	RRA0000	4033014000	999	0	Fund Cash Account	139.00	
1076573	9/22/2015	Various ct	0930	SHW0000	4033025000	999	0	Fund Cash Account	50.00	
Totals for: 9/22/2015								Count: 3	189.00	189.00
1076885	9/23/2015	NSF Chec	0069	ARK0000	4099999900	120	0	DF&A Chargebacks		15,138.48
1076885	9/23/2015	NSF Chec	0610	AGA0000	4010005000	999	0	Fund Cash Account	856.52	
1076885	9/23/2015	NSF Chec	0610	AGA0000	4010006000	999	0	Fund Cash Account	3,303.00	
1076885	9/23/2015	NSF Chec	0610	AGA0000	4010007000	999	0	Fund Cash Account	211.90	
1076885	9/23/2015	NSF Chec	0610	AGA0000	4010001001	999	0	Fund Cash Account	9,632.32	
1076885	9/23/2015	NSF Chec	0610	AGA0000	4010000900	999	0	Fund Cash Account	1,134.74	
Totals for: 9/23/2015								Count: 6	15,138.48	15,138.48
1077463	9/24/2015	Various C	0069	ARK0000	4099999900	122	0	Other Chargebacks		844.25
1077463	9/24/2015	Various C	0960	SEF0100	4041061000	999	0	Fund Cash Account	38.25	
1077463	9/24/2015	Various C	0425	TSI4500	4031026000	999	0	Fund Cash Account	420.00	
1077463	9/24/2015	Various C	0710	PWP2500	4047099000	999	0	Fund Cash Account	30.00	
1077463	9/24/2015	Various C	0710	SCT0100	4033019000	999	0	Fund Cash Account	50.00	
1077463	9/24/2015	Various C	0960	SEF0100	4031005000	999	0	Fund Cash Account	36.00	
1077463	9/24/2015	Various C	0960	SMP0500	4033002000	999	0	Fund Cash Account	250.00	
1077463	9/24/2015	Various C	0990	MJA0100	4031005000	999	0	Fund Cash Account	20.00	
Totals for: 9/24/2015								Count: 8	844.25	844.25
1077905	9/25/2015	Correct Jc	0069	ARK0000	4099999900	122	1077890	Other Chargebacks		700.50
1077904	9/25/2015	Back Out .	0069	ARK0000	4099999900	270	1077890	Bank Of America	700.50	
1077904	9/25/2015	Back Out .	0645	BAA0100	4031068000	999	1077890	Fund Cash Account		35.00

Run Date: 6/30/2016
 Run Time: 1:56:44PM

Checks Charged Off Detail

Page: 11
 User: 0

Start Date: 7/1/15 End Date: 6/30/16

Jnl. Entry #	Trx. Date	Ref #	Agency	Fund	Rev Code	Ledger	Ledger Desc.	Description	Debit Amount	Credit Amount
1077904	9/25/2015	Back Out .	0645	BAA0100	4041028000	999	1077890	Fund Cash Account		65.50
1077905	9/25/2015	Correct Jc	0645	BAA0100	4031068000	999	1077890	Fund Cash Account	35.00	
1077905	9/25/2015	Correct Jc	0645	BAA0100	4041028000	999	1077890	Fund Cash Account	65.50	
1077904	9/25/2015	Back Out .	0645	SHA0000	4033028000	999	1077890	Fund Cash Account		340.00
1077904	9/25/2015	Back Out .	0645	SHL0000	4033010000	999	1077890	Fund Cash Account		260.00
1077905	9/25/2015	Correct Jc	0645	SHA0000	4033028000	999	1077890	Fund Cash Account	340.00	
1077905	9/25/2015	Correct Jc	0645	SHL0000	4033010000	999	1077890	Fund Cash Account	260.00	
Totals for: 9/25/2015							Count: 10		1,401.00	1,401.00
1078655	9/29/2015	various ch	0069	ARK0000	4099999900	122	0	Other Chargebacks		382.91
1078655	9/29/2015	various ch	0930	TPE0000	4031004000	999	0	Fund Cash Account	200.00	
1078655	9/29/2015	various ch	0224	NLC0000	4043002000	999	0	Fund Cash Account	50.00	
1078655	9/29/2015	various ch	0080	SDG0000	4033009000	999	0	Fund Cash Account	70.00	
1078655	9/29/2015	various ch	0520	NRS0001	4047009700	999	0	Fund Cash Account	54.50	
1078655	9/29/2015	various ch	0520	NRS0001	4049017000	999	0	Fund Cash Account	8.41	
1078650	9/29/2015	CORREC`	0960	SMP0600	4031039000	999	0	Fund Cash Account	150.00	
1078650	9/29/2015	CORREC`	0960	SMP0600	4033021000	999	0	Fund Cash Account		180.00
1078650	9/29/2015	CORREC`	0990	MJA0100	4031005000	999	0	Fund Cash Account	30.00	
Totals for: 9/29/2015							Count: 9		562.91	562.91
1079078	9/30/2015	NSF Chec	0069	ARK0000	4099999900	120	0	DF&A Chargebacks		282,812.72
1079078	9/30/2015	NSF Chec	0610	ARH0000	4040006000	999	0	Fund Cash Account	2,110.00	
1079078	9/30/2015	NSF Chec	0610	AGA0000	4010005000	999	0	Fund Cash Account	1,561.63	
1079078	9/30/2015	NSF Chec	0610	AGA0000	4010006000	999	0	Fund Cash Account	4,990.00	
1079078	9/30/2015	NSF Chec	0610	AGA0000	4010007000	999	0	Fund Cash Account	643.10	
1079078	9/30/2015	NSF Chec	0610	AGA0000	4010001001	999	0	Fund Cash Account	7,833.99	
1079078	9/30/2015	NSF Chec	0090	RRA0000	4020040001	999	0	Fund Cash Account	265,674.00	
Totals for: 9/30/2015							Count: 7		282,812.72	282,812.72
1082097	10/7/2015	NSF Chec	0069	ARK0000	4099999900	120	0	DF&A Chargebacks		59,278.48

Run Date: 6/30/2016
 Run Time: 1:56:44PM

Checks Charged Off Detail

Page: 12
 User: 0

Start Date: 7/1/15 End Date: 6/30/16

Jnl. Entry #	Trx. Date	Ref #	Agency	Fund	Rev Code	Ledger	Ledger Desc.	Description	Debit Amount	Credit Amount
1082097	10/7/2015	NSF Chec 0610	AGA0000	AGA0000	4010001001	999	0	Fund Cash Account	23,156.33	
1082097	10/7/2015	NSF Chec 0610	AGA0000	AGA0000	4010000900	999	0	Fund Cash Account	449.73	
1082097	10/7/2015	NSF Chec 0610	AGA0000	AGA0000	4010005000	999	0	Fund Cash Account	4,930.46	
1082097	10/7/2015	NSF Chec 0610	AGA0000	AGA0000	4010006000	999	0	Fund Cash Account	27,036.00	
1082097	10/7/2015	NSF Chec 0610	AGA0000	AGA0000	4010007000	999	0	Fund Cash Account	205.96	
1082097	10/7/2015	NSF Chec 0610	ARH0000	ARH0000	4040005000	999	0	Fund Cash Account	500.00	
1082097	10/7/2015	NSF Chec 0610	ARH0000	ARH0000	4040006000	999	0	Fund Cash Account	3,000.00	
Totals for: 10/7/2015							Count: 8		59,278.48	59,278.48
1083654	10/13/2015	VARIOUS 0069	ARK0000	ARK0000	4099999900	122	0	Other Chargebacks		245.75
1083782	10/13/2015	various ch 0069	ARK0000	ARK0000	4099999900	122	0	Other Chargebacks		954.24
1083654	10/13/2015	VARIOUS 0960	SEF0100	SEF0100	4031005000	999	0	Fund Cash Account	53.00	
1083654	10/13/2015	VARIOUS 0960	SMP0100	SMP0100	4031062000	999	0	Fund Cash Account	100.00	
1083654	10/13/2015	VARIOUS 0960	SMP0100	SMP0100	4031075000	999	0	Fund Cash Account	10.00	
1083654	10/13/2015	VARIOUS 0960	SMP0100	SMP0100	4047099000	999	0	Fund Cash Account	1.75	
1083654	10/13/2015	VARIOUS 0990	MJA0100	MJA0100	4031005000	999	0	Fund Cash Account	30.00	
1083782	10/13/2015	various ch 0710	PWP2500	PWP2500	4047099000	999	0	Fund Cash Account	20.00	
1083782	10/13/2015	various ch 0425	NDD0003	NDD0003	4041028000	999	0	Fund Cash Account	22.00	
1083782	10/13/2015	various ch 0053	AGA0000	AGA0000	4011010000	999	0	Fund Cash Account	100.00	
1083782	10/13/2015	various ch 0248	NRE0001	NRE0001	4041012000	999	0	Fund Cash Account	30.00	
1083782	10/13/2015	various ch 0390	TJW0100	TJW0100	4041028000	999	0	Fund Cash Account	50.00	
1083782	10/13/2015	various ch 0425	TSI4500	TSI4500	4031026000	999	0	Fund Cash Account	35.00	
1083782	10/13/2015	various ch 0610	AGA0000	AGA0000	4010012000	999	0	Fund Cash Account	172.24	
1083654	10/13/2015	VARIOUS 0960	SEF0100	SEF0100	4041061000	999	0	Fund Cash Account	51.00	
1083782	10/13/2015	various ch 0800	MLS0300	MLS0300	4041031000	999	0	Fund Cash Account	300.00	
1083782	10/13/2015	various ch 0212	NBE0000	NBE0000	4041028000	999	0	Fund Cash Account	100.00	
1083782	10/13/2015	various ch 0212	NBE0000	NBE0000	4043002000	999	0	Fund Cash Account	100.00	
1083782	10/13/2015	various ch 0224	NLC0000	NLC0000	4043002000	999	0	Fund Cash Account	25.00	
Totals for: 10/13/2015							Count: 19		1,199.99	1,199.99

Run Date: 6/30/2016
 Run Time: 1:56:44PM

Checks Charged Off Detail

Page: 13
 User: 0

Start Date: 7/1/15 End Date: 6/30/16

Jnl. Entry #	Trx. Date	Ref #	Agency	Fund	Rev Code	Ledger	Ledger Desc.	Description	Debit Amount	Credit Amount	
1084044	10/14/2015	NSF Chec 0069	ARK0000	ARK0000	4099999900	120	0	DF&A Chargebacks		20,517.02	
1084044	10/14/2015	NSF Chec 0610	AGA0000	AGA0000	4010001001	999	0	Fund Cash Account	17,013.99		
1084044	10/14/2015	NSF Chec 0610	AGA0000	AGA0000	4010000900	999	0	Fund Cash Account	800.00		
1084044	10/14/2015	NSF Chec 0610	AGA0000	AGA0000	4010005000	999	0	Fund Cash Account	1,098.80		
1084044	10/14/2015	NSF Chec 0610	AGA0000	AGA0000	4010006000	999	0	Fund Cash Account	1,350.00		
1084044	10/14/2015	NSF Chec 0610	AGA0000	AGA0000	4010007000	999	0	Fund Cash Account	254.23		
Totals for: 10/14/2015									Count: 6	20,517.02	20,517.02
1086795	10/20/2015	REV CHG 0069	ARK0000	ARK0000	4099999900	120	0	DF&A Chargebacks		1,861.79	
1086455	10/20/2015	various ch 0069	ARK0000	ARK0000	4099999900	122	0	Other Chargebacks		3,997.26	
1086455	10/20/2015	various ch 0080	SDG0000	SDG0000	4033009000	999	0	Fund Cash Account	3,997.26		
1086795	10/20/2015	REV CHG 0630	RRA0000	RRA0000	4020011000	999	0	Fund Cash Account	302.79		
1086795	10/20/2015	REV CHG 0630	TAX0000	TAX0000	4040016000	999	0	Fund Cash Account	1,559.00		
Totals for: 10/20/2015									Count: 5	5,859.05	5,859.05
1087201	10/21/2015	NSF Chec 0069	ARK0000	ARK0000	4099999900	120	0	DF&A Chargebacks		20,233.82	
1087274	10/21/2015	VARIOUS 0069	ARK0000	ARK0000	4099999900	122	0	Other Chargebacks		25.00	
1087201	10/21/2015	NSF Chec 0610	AGA0000	AGA0000	4010005000	999	0	Fund Cash Account	12,584.80		
1087201	10/21/2015	NSF Chec 0610	AGA0000	AGA0000	4010006000	999	0	Fund Cash Account	3,330.00		
1087201	10/21/2015	NSF Chec 0610	AGA0000	AGA0000	4010007000	999	0	Fund Cash Account	67.94		
1087274	10/21/2015	VARIOUS 0216	SCS0100	SCS0100	4031084000	999	0	Fund Cash Account	25.00		
1087201	10/21/2015	NSF Chec 0610	AGA0000	AGA0000	4010001001	999	0	Fund Cash Account	4,038.28		
1087201	10/21/2015	NSF Chec 0610	AGA0000	AGA0000	4010000900	999	0	Fund Cash Account	212.80		
Totals for: 10/21/2015									Count: 8	20,258.82	20,258.82
1087378	10/22/2015	various ch 0069	ARK0000	ARK0000	4099999900	122	0	Other Chargebacks		17.00	
1087378	10/22/2015	various ch 0800	MLS0100	MLS0100	4033006000	999	0	Fund Cash Account	17.00		
Totals for: 10/22/2015									Count: 2	17.00	17.00

Run Date: 6/30/2016
 Run Time: 1:56:44PM

Checks Charged Off Detail

Page: 14
 User: 0

Start Date: 7/1/15 End Date: 6/30/16

Jnl. Entry #	Trx. Date	Ref #	Agency	Fund	Rev Code	Ledger	Ledger Desc.	Description	Debit Amount	Credit Amount	
1091042	10/29/2015	NSF Chec	0069	ARK0000	4099999900	120	0	DF&A Chargebacks		136,691.80	
1091183	10/29/2015	Various C	0069	ARK0000	4099999900	122	0	Other Chargebacks		1,673.33	
1091183	10/29/2015	Various C	0610	MPH0000	4048003000	999	0	Fund Cash Account	21.80		
1091183	10/29/2015	Various C	0645	BAA0100	4031068000	999	0	Fund Cash Account	87.50		
1091183	10/29/2015	Various C	0710	PWP2500	4047099000	999	0	Fund Cash Account	200.00		
1091183	10/29/2015	Various C	0800	MLS0200	4033027000	999	0	Fund Cash Account	50.00		
1091183	10/29/2015	Various C	0960	SEF0100	4031005000	999	0	Fund Cash Account	53.00		
1091183	10/29/2015	Various C	0960	SMP0100	4031062000	999	0	Fund Cash Account	35.00		
1091183	10/29/2015	Various C	0990	MJA0100	4031005000	999	0	Fund Cash Account	30.00		
1091042	10/29/2015	NSF Chec	0610	AGA0000	4010001001	999	0	Fund Cash Account	67,391.56		
1091042	10/29/2015	NSF Chec	0610	ARH0000	4040005001	999	0	Fund Cash Account	26,000.00		
1091042	10/29/2015	NSF Chec	0610	AGA0000	4010000900	999	0	Fund Cash Account	354.50		
1091183	10/29/2015	Various C	0645	SHL0000	4033010000	999	0	Fund Cash Account	350.00		
1091183	10/29/2015	Various C	0224	NLC0000	4043002000	999	0	Fund Cash Account	50.00		
1091183	10/29/2015	Various C	0960	SEF0100	4041061000	999	0	Fund Cash Account	51.00		
1091042	10/29/2015	NSF Chec	0610	AGA0000	4010005000	999	0	Fund Cash Account	39,967.41		
1091042	10/29/2015	NSF Chec	0610	AGA0000	4010006000	999	0	Fund Cash Account	1,768.00		
1091042	10/29/2015	NSF Chec	0610	AGA0000	4010007000	999	0	Fund Cash Account	1,210.33		
1091183	10/29/2015	Various C	0248	NRE0001	4041007000	999	0	Fund Cash Account	120.00		
1091183	10/29/2015	Various C	0248	NRE0001	4042002000	999	0	Fund Cash Account	20.00		
1091183	10/29/2015	Various C	0520	NRS0001	4047009700	999	0	Fund Cash Account	484.81		
1091183	10/29/2015	Various C	0520	NRS0001	4049017000	999	0	Fund Cash Account	120.22		
Totals for: 10/29/2015									Count: 22	138,365.13	138,365.13
1091817	11/2/2015	VARIOUS	0069	ARK0000	4099999900	122	0	Other Chargebacks		125.00	
1091817	11/2/2015	VARIOUS	0212	NBE0000	4043002000	999	0	Fund Cash Account	75.00		
1091817	11/2/2015	VARIOUS	0645	BAA2000	4031019000	999	0	Fund Cash Account	50.00		
Totals for: 11/2/2015									Count: 3	125.00	125.00
1093343	11/5/2015	REV CHG	0069	ARK0000	4099999900	120	0	DF&A Chargebacks		450.00	

Run Date: 6/30/2016
 Run Time: 1:56:44PM

Checks Charged Off Detail

Page: 15
 User: 0

Start Date: 7/1/15 End Date: 6/30/16

Jnl. Entry #	Trx. Date	Ref #	Agency	Fund	Rev Code	Ledger	Ledger Desc.	Description	Debit Amount	Credit Amount
1093343	11/5/2015	REV CHG	0630	AGA0000	4013006001	999	0	Fund Cash Account	450.00	
Totals for: 11/5/2015								Count: 2	450.00	450.00
1093771	11/9/2015	Various C	0069	ARK0000	4099999900	122	0	Other Chargebacks		335.90
1093771	11/9/2015	Various C	0960	SEF0100	4041061000	999	0	Fund Cash Account	12.75	
1093771	11/9/2015	Various C	0080	SDG0000	4033009000	999	0	Fund Cash Account	116.00	
1093771	11/9/2015	Various C	0425	TSI4500	4031026000	999	0	Fund Cash Account	70.00	
1093771	11/9/2015	Various C	0610	MPH0000	4048003000	999	0	Fund Cash Account	92.65	
1093771	11/9/2015	Various C	0960	SEF0100	4031005000	999	0	Fund Cash Account	22.00	
1093771	11/9/2015	Various C	0960	SMP0100	4031062000	999	0	Fund Cash Account	7.50	
1093771	11/9/2015	Various C	0990	MJA0100	4031005000	999	0	Fund Cash Account	15.00	
Totals for: 11/9/2015								Count: 8	335.90	335.90
1095432	11/12/2015	NSF Chec	0069	ARK0000	4099999900	120	0	DF&A Chargebacks		90,968.86
1095432	11/12/2015	NSF Chec	0610	AGA0000	4010005000	999	0	Fund Cash Account	11,155.55	
1095432	11/12/2015	NSF Chec	0610	AGA0000	4010006000	999	0	Fund Cash Account	400.00	
1095432	11/12/2015	NSF Chec	0610	AGA0000	4010007000	999	0	Fund Cash Account	1,455.86	
1095432	11/12/2015	NSF Chec	0610	AGA0000	4010001001	999	0	Fund Cash Account	77,284.50	
1095432	11/12/2015	NSF Chec	0610	AGA0000	4010000900	999	0	Fund Cash Account	651.95	
1095432	11/12/2015	NSF Chec	0930	TTG0100	4021009001	999	0	Fund Cash Account	21.00	
Totals for: 11/12/2015								Count: 7	90,968.86	90,968.86
1097789	11/18/2015	NSF Chec	0069	ARK0000	4099999900	120	0	DF&A Chargebacks		24,101.09
1097900	11/18/2015	Various C	0069	ARK0000	4099999900	122	0	Other Chargebacks		665.23
1097789	11/18/2015	NSF Chec	0610	AGA0000	4010001001	999	0	Fund Cash Account	10,608.11	
1097789	11/18/2015	NSF Chec	0610	AGA0000	4010000900	999	0	Fund Cash Account	3,317.00	
1097900	11/18/2015	Various C	0385	NVA0000	2114004000	999	0	Fund Cash Account	557.48	
1097789	11/18/2015	NSF Chec	0610	AGA0000	4010005000	999	0	Fund Cash Account	7,890.52	
1097789	11/18/2015	NSF Chec	0610	AGA0000	4010006000	999	0	Fund Cash Account	400.00	
1097789	11/18/2015	NSF Chec	0610	AGA0000	4010007000	999	0	Fund Cash Account	1,885.46	

Run Date: 6/30/2016
 Run Time: 1:56:44PM

Checks Charged Off Detail

Page: 16
 User: 0

Start Date: 7/1/15 End Date: 6/30/16

Jnl. Entry #	Trx. Date	Ref #	Agency	Fund	Rev Code	Ledger	Ledger Desc.	Description	Debit Amount	Credit Amount
1097900	11/18/2015	Various C	0283	NPB0000	4043002000	999	0	Fund Cash Account	107.75	
Totals for: 11/18/2015							Count: 9		24,766.32	24,766.32
1099543	11/24/2015	REV CHG	0069	ARK0000	4099999900	120	0	DF&A Chargebacks		1,210.18
1099543	11/24/2015	REV CHG	0630	AGA0000	4013006001	999	0	Fund Cash Account	700.00	
1099543	11/24/2015	REV CHG	0630	TAX0000	4040016000	999	0	Fund Cash Account	510.18	
Totals for: 11/24/2015							Count: 3		1,210.18	1,210.18
1099979	11/25/2015	NSF Chec	0069	ARK0000	4099999900	120	0	DF&A Chargebacks		46,439.02
1100033	11/25/2015	Various C	0069	ARK0000	4099999900	122	0	Other Chargebacks		631.51
1099979	11/25/2015	NSF Chec	0610	AGA0000	4010001001	999	0	Fund Cash Account	39,031.16	
1099979	11/25/2015	NSF Chec	0610	AGA0000	4010000900	999	0	Fund Cash Account	5,317.40	
1099979	11/25/2015	NSF Chec	0610	AGA0000	4010005000	999	0	Fund Cash Account	1,968.11	
1099979	11/25/2015	NSF Chec	0610	AGA0000	4010007000	999	0	Fund Cash Account	122.35	
1100033	11/25/2015	Various C	0390	TJW0100	4041028000	999	0	Fund Cash Account	100.00	
1100033	11/25/2015	Various C	0520	NRS0001	4047009700	999	0	Fund Cash Account	437.48	
1100033	11/25/2015	Various C	0520	NRS0001	4049017000	999	0	Fund Cash Account	94.03	
Totals for: 11/25/2015							Count: 9		47,070.53	47,070.53
1102570	12/3/2015	VARIOUS	0069	ARK0000	4099999900	122	0	Other Chargebacks		302.25
1102570	12/3/2015	VARIOUS	0279	SDB0100	4033027000	999	0	Fund Cash Account	110.00	
1102570	12/3/2015	VARIOUS	0283	NPB0000	4043002000	999	0	Fund Cash Account	35.00	
1102570	12/3/2015	VARIOUS	0960	SEF0100	4041061000	999	0	Fund Cash Account	39.25	
1102570	12/3/2015	VARIOUS	0960	SEF0100	4031005000	999	0	Fund Cash Account	48.00	
1102570	12/3/2015	VARIOUS	0960	SMP0600	4033021000	999	0	Fund Cash Account	40.00	
1102570	12/3/2015	VARIOUS	0990	MJA0100	4031005000	999	0	Fund Cash Account	30.00	
Totals for: 12/3/2015							Count: 7		302.25	302.25
1103429	12/8/2015	REV CHG	0069	ARK0000	4099999900	120	0	DF&A Chargebacks		100.00

Run Date: 6/30/2016
 Run Time: 1:56:44PM

Checks Charged Off Detail

Page: 17
 User: 0

Start Date: 7/1/15 End Date: 6/30/16

Jnl. Entry #	Trx. Date	Ref #	Agency	Fund	Rev Code	Ledger	Ledger Desc.	Description	Debit Amount	Credit Amount	
1103834	12/8/2015	VARIOUS	0069	ARK0000	4099999900	122	0	Other Chargebacks		1,029,251.03	
1103834	12/8/2015	VARIOUS	0710	PWP2500	4047099000	999	0	Fund Cash Account	20.00		
1103834	12/8/2015	VARIOUS	0710	TMP0300	4041047000	999	0	Fund Cash Account	42,941.08		
1103834	12/8/2015	VARIOUS	0800	MLS0100	4031012000	999	0	Fund Cash Account	17.00		
1103834	12/8/2015	VARIOUS	0930	TWS0100	4031003000	999	0	Fund Cash Account	2,715.95		
1103429	12/8/2015	REV CHG	0630	AGA0000	4013006001	999	0	Fund Cash Account	100.00		
1103834	12/8/2015	VARIOUS	0212	NBE0000	4041007000	999	0	Fund Cash Account	75.00		
1103834	12/8/2015	VARIOUS	0224	NLC0000	4042002000	999	0	Fund Cash Account	1,200.00		
1103834	12/8/2015	VARIOUS	0400	SDF0101	4047003000	999	0	Fund Cash Account	300.00		
1103834	12/8/2015	VARIOUS	0710	THC0000	4040009000	999	0	Fund Cash Account	981,686.00		
1103834	12/8/2015	VARIOUS	0261	AGA0000	4012009000	999	0	Fund Cash Account	250.00		
1103834	12/8/2015	VARIOUS	0080	SDG0000	4033009000	999	0	Fund Cash Account	46.00		
Totals for: 12/8/2015									Count: 13	1,029,351.03	1,029,351.03
1104159	12/9/2015	NSF Chec	0069	ARK0000	4099999900	120	0	DF&A Chargebacks		41,430.30	
1104159	12/9/2015	NSF Chec	0610	AGA0000	4010005000	999	0	Fund Cash Account	7,836.66		
1104159	12/9/2015	NSF Chec	0610	AGA0000	4010006000	999	0	Fund Cash Account	500.00		
1104159	12/9/2015	NSF Chec	0610	AGA0000	4010007000	999	0	Fund Cash Account	3,673.60		
1104159	12/9/2015	NSF Chec	0610	ARH0000	4040005000	999	0	Fund Cash Account	200.00		
1104159	12/9/2015	NSF Chec	0610	AGA0000	4010001001	999	0	Fund Cash Account	28,520.04		
1104159	12/9/2015	NSF Chec	0610	AGA0000	4010000900	999	0	Fund Cash Account	700.00		
Totals for: 12/9/2015									Count: 7	41,430.30	41,430.30
1105530	12/10/2015	various ch	0069	ARK0000	4099999900	122	0	Other Chargebacks		1,989.55	
1105530	12/10/2015	various ch	0620	TAJ0300	4041028000	999	0	Fund Cash Account	1,989.55		
Totals for: 12/10/2015									Count: 2	1,989.55	1,989.55
1106412	12/14/2015	VARIOUS	0069	ARK0000	4099999900	122	0	Other Chargebacks		74.75	
1106412	12/14/2015	VARIOUS	0960	SEF0100	4031005000	999	0	Fund Cash Account	32.00		
1106412	12/14/2015	VARIOUS	0960	SMP0100	4031075000	999	0	Fund Cash Account	10.00		

Run Date: 6/30/2016
 Run Time: 1:56:44PM

Checks Charged Off Detail

Page: 18
 User: 0

Start Date: 7/1/15 End Date: 6/30/16

Jnl. Entry #	Trx. Date	Ref #	Agency	Fund	Rev Code	Ledger	Ledger Desc.	Description	Debit Amount	Credit Amount
1106412	12/14/2015	VARIOUS	0990	MJA0100	4031005000	999	0	Fund Cash Account	10.00	
1106412	12/14/2015	VARIOUS	0990	MJA0100	4031005000	999	0	Fund Cash Account	10.00	
1106412	12/14/2015	VARIOUS	0960	SEF0100	4041061000	999	0	Fund Cash Account	12.75	
Totals for: 12/14/2015							Count: 6		74.75	74.75
1106749	12/15/2015	REV CHG	0069	ARK0000	4099999900	120	0	DF&A Chargebacks		13,572.50
1106805	12/15/2015	various ch	0069	ARK0000	4099999900	122	0	Other Chargebacks		275.00
1106805	12/15/2015	various ch	0645	BAA2000	4031079000	999	0	Fund Cash Account	150.00	
1106805	12/15/2015	various ch	0645	BAA2000	4031019000	999	0	Fund Cash Account	50.00	
1106805	12/15/2015	various ch	0645	BAA2000	4031017000	999	0	Fund Cash Account	25.00	
1106749	12/15/2015	REV CHG	0630	RRA0000	4020011000	999	0	Fund Cash Account	194.65	
1106749	12/15/2015	REV CHG	0630	TAX0000	4040016000	999	0	Fund Cash Account	13,377.85	
1106805	12/15/2015	various ch	0710	PWP2500	4047099000	999	0	Fund Cash Account	50.00	
Totals for: 12/15/2015							Count: 8		13,847.50	13,847.50
1107220	12/16/2015	NSF Chec	0069	ARK0000	4099999900	120	0	DF&A Chargebacks		2,829.41
1107220	12/16/2015	NSF Chec	0610	AGA0000	4010001001	999	0	Fund Cash Account	1,599.29	
1107220	12/16/2015	NSF Chec	0610	AGA0000	4010000900	999	0	Fund Cash Account	602.14	
1107220	12/16/2015	NSF Chec	0610	AGA0000	4010005000	999	0	Fund Cash Account	59.00	
1107220	12/16/2015	NSF Chec	0610	AGA0000	4010007000	999	0	Fund Cash Account	568.98	
Totals for: 12/16/2015							Count: 5		2,829.41	2,829.41
1107977	12/17/2015	NSF Chec	0069	ARK0000	4099999900	120	0	DF&A Chargebacks		10,511.26
1107977	12/17/2015	NSF Chec	0610	AGA0000	4010005000	999	0	Fund Cash Account	5,821.26	
1107977	12/17/2015	NSF Chec	0610	AGA0000	4010001001	999	0	Fund Cash Account	4,690.00	
Totals for: 12/17/2015							Count: 3		10,511.26	10,511.26
1108601	12/18/2015	VARIOUS	0069	ARK0000	4099999900	122	0	Other Chargebacks		18,347.26
1108601	12/18/2015	VARIOUS	0080	SDG0000	4033009000	999	0	Fund Cash Account	806.30	

Run Date: 6/30/2016
 Run Time: 1:56:44PM

Checks Charged Off Detail

Page: 19
 User: 0

Start Date: 7/1/15 End Date: 6/30/16

Jnl. Entry #	Trx. Date	Ref #	Agency	Fund	Rev Code	Ledger	Ledger Desc.	Description	Debit Amount	Credit Amount
1108601	12/18/2015	VARIOUS	0425	ARH0100	4040008000	999	0	Fund Cash Account	10,773.96	
1108601	12/18/2015	VARIOUS	0610	AGA0000	4010012000	999	0	Fund Cash Account	6,767.00	
1108580	12/18/2015	Various C	0710	PWP2000	4047099000	999	0	Fund Cash Account	10.00	
1108580	12/18/2015	Various C	0710	PWP2500	4047099000	999	0	Fund Cash Account		10.00
Totals for: 12/18/2015							Count: 6		18,357.26	18,357.26
1109107	12/22/2015	REV CHG	0069	ARK0000	4099999900	120	0	DF&A Chargebacks		47.81
1109539	12/22/2015	VARIOUS	0069	ARK0000	4099999900	122	0	Other Chargebacks		1,435.00
1109107	12/22/2015	REV CHG	0630	RRA0000	4020011000	999	0	Fund Cash Account	47.81	
1109539	12/22/2015	VARIOUS	0645	BAA0100	4031068000	999	0	Fund Cash Account	70.00	
1109539	12/22/2015	VARIOUS	0645	BAA0100	4041034000	999	0	Fund Cash Account	1,365.00	
Totals for: 12/22/2015							Count: 5		1,482.81	1,482.81
1110598	12/23/2015	NSF Chec	0069	ARK0000	4099999900	120	0	DF&A Chargebacks		16,268.46
1109805	12/23/2015	Various C	0069	ARK0000	4099999900	122	0	Other Chargebacks		1,289.75
1109805	12/23/2015	Various C	0960	SEF0100	4031005000	999	0	Fund Cash Account	17.00	
1109805	12/23/2015	Various C	0960	SMP0500	4033002000	999	0	Fund Cash Account	250.00	
1109805	12/23/2015	Various C	0990	MJA0100	4031005000	999	0	Fund Cash Account	10.00	
1110598	12/23/2015	NSF Chec	0610	AGA0000	4010005000	999	0	Fund Cash Account	9,173.02	
1109805	12/23/2015	Various C	0224	NLC0000	4042002000	999	0	Fund Cash Account	1,000.00	
1109805	12/23/2015	Various C	0960	SEF0100	4041061000	999	0	Fund Cash Account	12.75	
1110598	12/23/2015	NSF Chec	0610	AGA0000	4010001001	999	0	Fund Cash Account	6,846.44	
1110598	12/23/2015	NSF Chec	0610	AGA0000	4010000900	999	0	Fund Cash Account	249.00	
Totals for: 12/23/2015							Count: 10		17,558.21	17,558.21
1112077	12/30/2015	NSF Chec	0069	ARK0000	4099999900	120	0	DF&A Chargebacks		15,218.01
1112178	12/30/2015	various ch	0069	ARK0000	4099999900	122	0	Other Chargebacks		652.53
1111763	12/30/2015	VARIOUS	0069	ARK0000	4099999900	122	0	Other Chargebacks		430.00
1111763	12/30/2015	VARIOUS	0645	SHL0000	4033010000	999	0	Fund Cash Account	75.00	
1112077	12/30/2015	NSF Chec	0610	AGA0000	4010001001	999	0	Fund Cash Account	5,518.59	

Run Date: 6/30/2016
 Run Time: 1:56:44PM

Checks Charged Off Detail

Page: 20
 User: 0

Start Date: 7/1/15 End Date: 6/30/16

Jnl. Entry #	Trx. Date	Ref #	Agency	Fund	Rev Code	Ledger	Ledger Desc.	Description	Debit Amount	Credit Amount	
1112077	12/30/2015	NSF Chec 0610	AGA0000	AGA0000	4010000900	999	0	Fund Cash Account	600.00		
1112077	12/30/2015	NSF Chec 0930	TTG0100	TTG0100	4021009001	999	0	Fund Cash Account	108.00		
1111763	12/30/2015	VARIOUS 0320	SAB0100	SAB0100	4031090000	999	0	Fund Cash Account	15.00		
1112077	12/30/2015	NSF Chec 0610	AGA0000	AGA0000	4010005000	999	0	Fund Cash Account	3,317.23		
1112077	12/30/2015	NSF Chec 0610	AGA0000	AGA0000	4010007000	999	0	Fund Cash Account	674.19		
1111763	12/30/2015	VARIOUS 0645	BAA0100	BAA0100	4031067000	999	0	Fund Cash Account	100.00		
1111763	12/30/2015	VARIOUS 0645	BAA0100	BAA0100	4031068000	999	0	Fund Cash Account	240.00		
1112077	12/30/2015	NSF Chec 0610	ARH0000	ARH0000	4040006000	999	0	Fund Cash Account	5,000.00		
1112178	12/30/2015	various ch 0610	MPH0000	MPH0000	4041012000	999	0	Fund Cash Account	289.56		
1112178	12/30/2015	various ch 0610	MPH0000	MPH0000	4048003000	999	0	Fund Cash Account	362.97		
Totals for: 12/30/2015									Count: 15	16,300.54	16,300.54
1113096	1/5/2016	REV CHG 0069	ARK0000	ARK0000	4099999900	120	0	DF&A Chargebacks		206.75	
1113096	1/5/2016	REV CHG 0630	RRA0000	RRA0000	4020011000	999	0	Fund Cash Account	50.19		
1113096	1/5/2016	REV CHG 0630	TAX0000	TAX0000	4040016000	999	0	Fund Cash Account	156.56		
Totals for: 1/5/2016									Count: 3	206.75	206.75
1113766	1/6/2016	NSF Chec 0069	ARK0000	ARK0000	4099999900	120	0	DF&A Chargebacks		28,327.81	
1113766	1/6/2016	NSF Chec 0610	AGA0000	AGA0000	4010005000	999	0	Fund Cash Account	668.39		
1113766	1/6/2016	NSF Chec 0610	AGA0000	AGA0000	4010007000	999	0	Fund Cash Account	2,468.94		
1113766	1/6/2016	NSF Chec 0610	AGA0000	AGA0000	4010001001	999	0	Fund Cash Account	21,863.61		
1113766	1/6/2016	NSF Chec 0610	ARH0000	ARH0000	4040005001	999	0	Fund Cash Account	3,000.00		
1113766	1/6/2016	NSF Chec 0610	AGA0000	AGA0000	4010000900	999	0	Fund Cash Account	326.87		
Totals for: 1/6/2016									Count: 6	28,327.81	28,327.81
1115096	1/7/2016	various ch 0069	ARK0000	ARK0000	4099999900	122	0	Other Chargebacks		3,340.00	
1115096	1/7/2016	various ch 0645	MHF0000	MHF0000	4046001000	999	0	Fund Cash Account	1,000.00		
1115096	1/7/2016	various ch 0645	SHK0000	SHK0000	4031066000	999	0	Fund Cash Account	10.00		
1115096	1/7/2016	various ch 0645	BAA0100	BAA0100	4031030000	999	0	Fund Cash Account	10.00		
1115096	1/7/2016	various ch 0930	MEE0000	MEE0000	4042002000	999	0	Fund Cash Account	200.00		

Run Date: 6/30/2016
 Run Time: 1:56:44PM

Checks Charged Off Detail

Page: 21
 User: 0

Start Date: 7/1/15 End Date: 6/30/16

Jnl. Entry #	Trx. Date	Ref #	Agency	Fund	Rev Code	Ledger	Ledger Desc.	Description	Debit Amount	Credit Amount
1115096	1/7/2016	various ch 0930	0930	SRS0000	4031037000	999	0	Fund Cash Account	320.00	
1115096	1/7/2016	various ch 0930	0930	THS0000	4042002000	999	0	Fund Cash Account	1,800.00	
Totals for: 1/7/2016								Count: 7	3,340.00	3,340.00
1115630	1/8/2016	VARIOUS 0069	0069	ARK0000	4099999900	122	0	Other Chargebacks		350.00
1115630	1/8/2016	VARIOUS 0645	0645	BAA2000	4031019000	999	0	Fund Cash Account	250.00	
1115630	1/8/2016	VARIOUS 0645	0645	BAA2000	4031017000	999	0	Fund Cash Account	100.00	
Totals for: 1/8/2016								Count: 3	350.00	350.00
1116056	1/11/2016	VARIOUS 0069	0069	ARK0000	4099999900	122	0	Other Chargebacks		2,185.60
1116056	1/11/2016	VARIOUS 0960	0960	SEF0100	4041061000	999	0	Fund Cash Account	12.75	
1116056	1/11/2016	VARIOUS 0710	0710	FWF3000	4049022000	999	0	Fund Cash Account	112.59	
1116056	1/11/2016	VARIOUS 0710	0710	FWF3000	6990003100	999	0	Fund Cash Account	1,767.41	
1116056	1/11/2016	VARIOUS 0710	0710	PWP2500	4047099000	999	0	Fund Cash Account	10.00	
1116056	1/11/2016	VARIOUS 0710	0710	SCT0100	4033019000	999	0	Fund Cash Account	15.00	
1116056	1/11/2016	VARIOUS 0960	0960	SEF0100	4031005000	999	0	Fund Cash Account	17.00	
1116056	1/11/2016	VARIOUS 0960	0960	SMP0100	4031062000	999	0	Fund Cash Account	35.00	
1116056	1/11/2016	VARIOUS 0960	0960	SMP0100	4031075000	999	0	Fund Cash Account	10.00	
1116056	1/11/2016	VARIOUS 0990	0990	MJA0100	4031005000	999	0	Fund Cash Account	10.00	
1116056	1/11/2016	VARIOUS 0710	0710	PWP2500	4046001000	999	0	Fund Cash Account	195.85	
Totals for: 1/11/2016								Count: 11	2,185.60	2,185.60
1116866	1/13/2016	NSF Chec 0069	0069	ARK0000	4099999900	120	0	DF&A Chargebacks		61,260.52
1116866	1/13/2016	NSF Chec 0610	0610	AGA0000	4010001001	999	0	Fund Cash Account	24,263.24	
1116866	1/13/2016	NSF Chec 0610	0610	AGA0000	4010000900	999	0	Fund Cash Account	5,496.02	
1116866	1/13/2016	NSF Chec 0610	0610	AGA0000	4010005000	999	0	Fund Cash Account	1,383.32	
1116866	1/13/2016	NSF Chec 0610	0610	AGA0000	4010006000	999	0	Fund Cash Account	29,864.00	
1116866	1/13/2016	NSF Chec 0610	0610	AGA0000	4010007000	999	0	Fund Cash Account	253.94	

Run Date: 6/30/2016
 Run Time: 1:56:44PM

Checks Charged Off Detail

Page: 22
 User: 0

Start Date: 7/1/15 End Date: 6/30/16

Jnl. Entry #	Trx. Date	Ref #	Agency	Fund	Rev Code	Ledger	Ledger Desc.	Description	Debit Amount	Credit Amount
Totals for: 1/13/2016							Count: 6		61,260.52	61,260.52
1118400	1/19/2016	REV CHG 0069	ARK0000	4099999900	120	0		DF&A Chargebacks		550.00
1118400	1/19/2016	REV CHG 0630	AGA0000	4012003000	999	0		Fund Cash Account	550.00	
Totals for: 1/19/2016							Count: 2		550.00	550.00
1118732	1/20/2016	NSF Chec 0069	ARK0000	4099999900	120	0		DF&A Chargebacks		34,602.73
1118808	1/20/2016	VARIOUS 0069	ARK0000	4099999900	122	0		Other Chargebacks		90.00
1118732	1/20/2016	NSF Chec 0610	AGA0000	4010005000	999	0		Fund Cash Account	650.64	
1118732	1/20/2016	NSF Chec 0610	AGA0000	4010006000	999	0		Fund Cash Account	255.00	
1118808	1/20/2016	VARIOUS 0248	NRE0001	4041012000	999	0		Fund Cash Account	60.00	
1118808	1/20/2016	VARIOUS 0248	NRE0001	4041012000	999	0		Fund Cash Account	30.00	
1118732	1/20/2016	NSF Chec 0610	AGA0000	4010001001	999	0		Fund Cash Account	33,282.09	
1118732	1/20/2016	NSF Chec 0610	AGA0000	4010000900	999	0		Fund Cash Account	415.00	
Totals for: 1/20/2016							Count: 8		34,692.73	34,692.73
1119182	1/21/2016	various ch 0069	ARK0000	4099999900	122	0		Other Chargebacks		2,810.11
1119182	1/21/2016	various ch 0620	TAJ0300	4041028000	999	0		Fund Cash Account	2,810.11	
Totals for: 1/21/2016							Count: 2		2,810.11	2,810.11
1121216	1/26/2016	VARIOUS 0069	ARK0000	4099999900	122	0		Other Chargebacks		2,373.10
1121216	1/26/2016	VARIOUS 0800	MLS0200	4033027000	999	0		Fund Cash Account	50.00	
1121216	1/26/2016	VARIOUS 0915	NPT0201	4048001000	999	0		Fund Cash Account	15.90	
1121216	1/26/2016	VARIOUS 0930	MEE0000	4042002000	999	0		Fund Cash Account	100.00	
1121216	1/26/2016	VARIOUS 0930	THS0000	4042002000	999	0		Fund Cash Account	900.00	
1121216	1/26/2016	VARIOUS 0930	TPE0000	4031002000	999	0		Fund Cash Account	288.20	
1121216	1/26/2016	VARIOUS 0645	BAA2000	4031079000	999	0		Fund Cash Account	100.00	
1121216	1/26/2016	VARIOUS 0930	TDS0000	4041042000	999	0		Fund Cash Account	288.00	
1121216	1/26/2016	VARIOUS 0080	SDG0000	4033009000	999	0		Fund Cash Account	321.00	

Run Date: 6/30/2016
 Run Time: 1:56:44PM

Checks Charged Off Detail

Page: 23
 User: 0

Start Date: 7/1/15 End Date: 6/30/16

Jnl. Entry #	Trx. Date	Ref #	Agency	Fund	Rev Code	Ledger	Ledger Desc.	Description	Debit Amount	Credit Amount
1121216	1/26/2016	VARIOUS 0248	NRE0001	4041007000	999	0		Fund Cash Account	30.00	
1121216	1/26/2016	VARIOUS 0425	TSI4500	4031026000	999	0		Fund Cash Account	280.00	
Totals for: 1/26/2016							Count: 11		2,373.10	2,373.10
1121590	1/27/2016	NSF Chec 0069	ARK0000	4099999900	120	0		DF&A Chargebacks		171,507.97
1121590	1/27/2016	NSF Chec 0610	AGA0000	4010005000	999	0		Fund Cash Account	4,129.72	
1121590	1/27/2016	NSF Chec 0610	AGA0000	4010006000	999	0		Fund Cash Account	152,950.00	
1121590	1/27/2016	NSF Chec 0610	AGA0000	4010007000	999	0		Fund Cash Account	5,986.57	
1121590	1/27/2016	NSF Chec 0610	AGA0000	4010001001	999	0		Fund Cash Account	6,444.85	
1121590	1/27/2016	NSF Chec 0610	AGA0000	4010000900	999	0		Fund Cash Account	1,996.83	
Totals for: 1/27/2016							Count: 6		171,507.97	171,507.97
1123153	2/1/2016	VARIOUS 0069	ARK0000	4099999900	122	0		Other Chargebacks		17,432.16
1123153	2/1/2016	VARIOUS 0090	RRA0000	4041055000	999	0		Fund Cash Account	200.00	
1123155	2/1/2016	GL CORR 0645	MHF0000	4046001000	999	0		Fund Cash Account		1,000.00
1123155	2/1/2016	GL CORR 0645	MHF0000	4033027000	999	0		Fund Cash Account	1,000.00	
1123153	2/1/2016	VARIOUS 0283	NPB0000	4043002000	999	0		Fund Cash Account	70.00	
1123153	2/1/2016	VARIOUS 0320	SAB0100	4031090000	999	0		Fund Cash Account	210.00	
1123153	2/1/2016	VARIOUS 0645	BAA0100	4031068000	999	0		Fund Cash Account	140.00	
1123153	2/1/2016	VARIOUS 0710	PWP2500	4047099000	999	0		Fund Cash Account	20.00	
1123153	2/1/2016	VARIOUS 0710	TMP0300	4041047000	999	0		Fund Cash Account	16,792.16	
Totals for: 2/1/2016							Count: 9		18,432.16	18,432.16
1123477	2/2/2016	Various C 0069	ARK0000	4099999900	122	0		Other Chargebacks		40.00
1123477	2/2/2016	Various C 0069	SSE0000	4022008000	999	0		Fund Cash Account	40.00	
Totals for: 2/2/2016							Count: 2		40.00	40.00
1123872	2/3/2016	NSF Chec 0069	ARK0000	4099999900	120	0		DF&A Chargebacks		49,496.56
1123872	2/3/2016	NSF Chec 0610	AGA0000	4010005000	999	0		Fund Cash Account	10,088.20	

Run Date: 6/30/2016
 Run Time: 1:56:44PM

Checks Charged Off Detail

Page: 24
 User: 0

Start Date: 7/1/15 End Date: 6/30/16

Jnl. Entry #	Trx. Date	Ref #	Agency	Fund	Rev Code	Ledger	Ledger Desc.	Description	Debit Amount	Credit Amount
1123872	2/3/2016	NSF Chec 0610	AGA0000	AGA0000	4010006000	999	0	Fund Cash Account	5,399.00	
1123872	2/3/2016	NSF Chec 0610	AGA0000	AGA0000	4010007000	999	0	Fund Cash Account	4,757.50	
1123872	2/3/2016	NSF Chec 0610	AGA0000	AGA0000	4010001001	999	0	Fund Cash Account	28,490.18	
1123872	2/3/2016	NSF Chec 0610	AGA0000	AGA0000	4010000900	999	0	Fund Cash Account	761.68	
Totals for: 2/3/2016								Count: 6	49,496.56	49,496.56
1125985	2/8/2016	REV CHG 0069	ARK0000	ARK0000	4099999900	120	0	DF&A Chargebacks		101.22
1125914	2/8/2016	VARIOUS 0069	ARK0000	ARK0000	4099999900	122	0	Other Chargebacks		30.00
1125914	2/8/2016	VARIOUS 0080	SDG0000	SDG0000	4033009000	999	0	Fund Cash Account	30.00	
1125985	2/8/2016	REV CHG 0630	RRA0000	RRA0000	4020011000	999	0	Fund Cash Account	101.22	
Totals for: 2/8/2016								Count: 4	131.22	131.22
1126348	2/9/2016	various ch 0069	ARK0000	ARK0000	4099999900	122	0	Other Chargebacks		478.25
1126348	2/9/2016	various ch 0960	SEF0100	SEF0100	4031005000	999	0	Fund Cash Account	29.00	
1126348	2/9/2016	various ch 0960	SMP0100	SMP0100	4031062000	999	0	Fund Cash Account	100.00	
1126348	2/9/2016	various ch 0960	SMP0500	SMP0500	4033002000	999	0	Fund Cash Account	250.00	
1126348	2/9/2016	various ch 0990	MJA0100	MJA0100	4031005000	999	0	Fund Cash Account	10.00	
1126348	2/9/2016	various ch 0960	SEF0100	SEF0100	4041061000	999	0	Fund Cash Account	89.25	
Totals for: 2/9/2016								Count: 6	478.25	478.25
1126729	2/10/2016	NSF Chec 0069	ARK0000	ARK0000	4099999900	120	0	DF&A Chargebacks		91,365.87
1126749	2/10/2016	various ch 0069	ARK0000	ARK0000	4099999900	122	0	Other Chargebacks		1,084.55
1126881	2/10/2016	VARIOUS 0069	ARK0000	ARK0000	4099999900	122	0	Other Chargebacks		250.00
1126729	2/10/2016	NSF Chec 0610	AGA0000	AGA0000	4010001001	999	0	Fund Cash Account	85,963.74	
1126729	2/10/2016	NSF Chec 0610	AGA0000	AGA0000	4010000900	999	0	Fund Cash Account	660.90	
1126881	2/10/2016	VARIOUS 0204	NDA0000	NDA0000	4043002000	999	0	Fund Cash Account	250.00	
1126729	2/10/2016	NSF Chec 0610	AGA0000	AGA0000	4010005000	999	0	Fund Cash Account	1,994.59	
1126729	2/10/2016	NSF Chec 0610	AGA0000	AGA0000	4010006000	999	0	Fund Cash Account	2,430.00	
1126729	2/10/2016	NSF Chec 0610	AGA0000	AGA0000	4010007000	999	0	Fund Cash Account	316.64	
1126749	2/10/2016	various ch 0620	TAJ0300	TAJ0300	4041028000	999	0	Fund Cash Account	1,084.55	

Run Date: 6/30/2016
 Run Time: 1:56:44PM

Checks Charged Off Detail

Page: 25
 User: 0

Start Date: 7/1/15 End Date: 6/30/16

Jnl. Entry #	Trx. Date	Ref #	Agency	Fund	Rev Code	Ledger	Ledger Desc.	Description	Debit Amount	Credit Amount
Totals for: 2/10/2016							Count: 10		92,700.42	92,700.42
1128067	2/16/2016	various ch 0069	ARK0000	4099999900	122	0		Other Chargebacks		40.00
1128067	2/16/2016	various ch 0710	PWP2500	4047099000	999	0		Fund Cash Account	40.00	
Totals for: 2/16/2016							Count: 2		40.00	40.00
1128407	2/17/2016	NSF Chec 0069	ARK0000	4099999900	120	0		DF&A Chargebacks		24,542.84
1128468	2/17/2016	VARIOUS 0069	ARK0000	4099999900	122	0		Other Chargebacks		1,505.25
1128468	2/17/2016	VARIOUS 0645	BAA0100	4031068000	999	0		Fund Cash Account	35.00	
1128468	2/17/2016	VARIOUS 0645	BAA0100	4031072000	999	0		Fund Cash Account	863.50	
1128468	2/17/2016	VARIOUS 0960	SEF0100	4031005000	999	0		Fund Cash Account	17.00	
1128468	2/17/2016	VARIOUS 0960	SMP0500	4033002000	999	0		Fund Cash Account	250.00	
1128468	2/17/2016	VARIOUS 0990	MJA0100	4031005000	999	0		Fund Cash Account	10.00	
1128407	2/17/2016	NSF Chec 0610	AGA0000	4010005000	999	0		Fund Cash Account	8,270.48	
1128407	2/17/2016	NSF Chec 0610	AGA0000	4010006000	999	0		Fund Cash Account	2,000.00	
1128407	2/17/2016	NSF Chec 0610	AGA0000	4010007000	999	0		Fund Cash Account	9,986.87	
1128407	2/17/2016	NSF Chec 0610	ARH0000	4040005000	999	0		Fund Cash Account	2,226.49	
1128407	2/17/2016	NSF Chec 0610	AGA0000	4010001001	999	0		Fund Cash Account	2,059.00	
1128468	2/17/2016	VARIOUS 0645	SHL0000	4033010000	999	0		Fund Cash Account	200.00	
1128468	2/17/2016	VARIOUS 0645	BAA0100	4042003000	999	0		Fund Cash Account	17.00	
1128468	2/17/2016	VARIOUS 0960	SEF0100	4041061000	999	0		Fund Cash Account	12.75	
1128468	2/17/2016	VARIOUS 0645	MAB0200	4043001000	999	0		Fund Cash Account	100.00	
Totals for: 2/17/2016							Count: 16		26,048.09	26,048.09
1131135	2/22/2016	REV CHG 0069	ARK0000	4099999900	120	0		DF&A Chargebacks		3,000.00
1131135	2/22/2016	REV CHG 0630	AGA0000	4013006001	999	0		Fund Cash Account	3,000.00	
Totals for: 2/22/2016							Count: 2		3,000.00	3,000.00
1131500	2/23/2016	NSF Chec 0069	ARK0000	4099999900	120	0		DF&A Chargebacks		5,889.42

Run Date: 6/30/2016
 Run Time: 1:56:44PM

Checks Charged Off Detail

Page: 26
 User: 0

Start Date: 7/1/15 End Date: 6/30/16

Jnl. Entry #	Trx. Date	Ref #	Agency	Fund	Rev Code	Ledger	Ledger Desc.	Description	Debit Amount	Credit Amount	
1131636	2/23/2016	various ch	0069	ARK0000	4099999900	122	0	Other Chargebacks		475.00	
1131500	2/23/2016	NSF Chec	0610	AGA0000	4010001001	999	0	Fund Cash Account	3,489.38		
1131500	2/23/2016	NSF Chec	0610	AGA0000	4010000900	999	0	Fund Cash Account	100.00		
1131636	2/23/2016	various ch	0645	BAA2000	4031079000	999	0	Fund Cash Account	200.00		
1131636	2/23/2016	various ch	0645	BAA2000	4031019000	999	0	Fund Cash Account	100.00		
1131500	2/23/2016	NSF Chec	0610	AGA0000	4010005000	999	0	Fund Cash Account	1,565.23		
1131500	2/23/2016	NSF Chec	0610	AGA0000	4010007000	999	0	Fund Cash Account	734.81		
1131636	2/23/2016	various ch	0277	SBN0100	4032001000	999	0	Fund Cash Account	125.00		
1131636	2/23/2016	various ch	0610	MPH0000	4048003000	999	0	Fund Cash Account	50.00		
Totals for: 2/23/2016									Count: 10	6,364.42	6,364.42
1132089	2/24/2016	various ch	0069	ARK0000	4099999900	122	0	Other Chargebacks		7,884.37	
1132089	2/24/2016	various ch	0790	FAK2000	4047009700	999	0	Fund Cash Account	6,804.13		
1132089	2/24/2016	various ch	0790	FAK2000	4049017000	999	0	Fund Cash Account	1,080.24		
Totals for: 2/24/2016									Count: 3	7,884.37	7,884.37
1132466	2/25/2016	VARIOUS	0069	ARK0000	4099999900	122	0	Other Chargebacks		13,215.50	
1132466	2/25/2016	VARIOUS	0930	SRS0000	4041022000	999	0	Fund Cash Account	1,430.00		
1132466	2/25/2016	VARIOUS	0960	SMP0500	4033002000	999	0	Fund Cash Account	250.00		
1132466	2/25/2016	VARIOUS	0080	SDG0000	4033009000	999	0	Fund Cash Account	10.50		
1132466	2/25/2016	VARIOUS	0645	SHL0000	4033010000	999	0	Fund Cash Account	205.00		
1132466	2/25/2016	VARIOUS	0261	SFS0000	4031074000	999	0	Fund Cash Account	11,000.00		
1132466	2/25/2016	VARIOUS	0224	NLC0000	4043002000	999	0	Fund Cash Account	100.00		
1132466	2/25/2016	VARIOUS	0930	SMP0100	4031040000	999	0	Fund Cash Account	220.00		
Totals for: 2/25/2016									Count: 8	13,215.50	13,215.50
1133828	3/1/2016	VARIOUS	0069	ARK0000	4099999900	122	0	Other Chargebacks		2,666.00	
1133828	3/1/2016	VARIOUS	0248	NRE0001	4041007000	999	0	Fund Cash Account	120.00		
1133828	3/1/2016	VARIOUS	0248	NRE0001	4042002000	999	0	Fund Cash Account	40.00		
1133828	3/1/2016	VARIOUS	0710	DCF1100	6990003100	999	0	Fund Cash Account	2,506.00		

Run Date: 6/30/2016
 Run Time: 1:56:44PM

Checks Charged Off Detail

Page: 27
 User: 0

Start Date: 7/1/15 End Date: 6/30/16

Jnl. Entry #	Trx. Date	Ref #	Agency	Fund	Rev Code	Ledger	Ledger Desc.	Description	Debit Amount	Credit Amount
Totals for: 3/1/2016						Count: 4			2,666.00	2,666.00
1135413	3/3/2016	NSF Chec 0069	ARK0000	4099999900	120	0		DF&A Chargebacks		41,245.80
1135413	3/3/2016	NSF Chec 0610	AGA0000	4010005000	999	0		Fund Cash Account	2,348.28	
1135413	3/3/2016	NSF Chec 0610	AGA0000	4010006000	999	0		Fund Cash Account	8,200.00	
1135413	3/3/2016	NSF Chec 0610	AGA0000	4010007000	999	0		Fund Cash Account	4,057.97	
1135413	3/3/2016	NSF Chec 0610	ARH0000	4040005000	999	0		Fund Cash Account	1,594.00	
1135413	3/3/2016	NSF Chec 0610	AGA0000	4010001001	999	0		Fund Cash Account	24,935.55	
1135413	3/3/2016	NSF Chec 0610	AGA0000	4010000900	999	0		Fund Cash Account	110.00	
Totals for: 3/3/2016						Count: 7			41,245.80	41,245.80
1136334	3/7/2016	VARIOUS 0069	ARK0000	4099999900	122	0		Other Chargebacks		612.25
1136334	3/7/2016	VARIOUS 0215	NBF0000	4041011000	999	0		Fund Cash Account	12.25	
1136334	3/7/2016	VARIOUS 0215	NBF0000	4041012000	999	0		Fund Cash Account	600.00	
Totals for: 3/7/2016						Count: 3			612.25	612.25
1136381	3/8/2016	Various ct 0069	ARK0000	4099999900	122	0		Other Chargebacks		3,485.51
1136381	3/8/2016	Various ct 0930	TPE0000	4031002000	999	0		Fund Cash Account	200.00	
1136381	3/8/2016	Various ct 0385	NVA0000	2114004000	999	0		Fund Cash Account	2,760.51	
1136381	3/8/2016	Various ct 0080	SDG0000	4033009000	999	0		Fund Cash Account	25.00	
1136381	3/8/2016	Various ct 0960	SMP0500	4033002000	999	0		Fund Cash Account	500.00	
Totals for: 3/8/2016						Count: 5			3,485.51	3,485.51
1137018	3/9/2016	NSF Chec 0069	ARK0000	4099999900	120	0		DF&A Chargebacks		17,726.65
1136982	3/9/2016	VARIOUS 0069	ARK0000	4099999900	122	0		Other Chargebacks		175.00
1137018	3/9/2016	NSF Chec 0610	AGA0000	4010005000	999	0		Fund Cash Account	323.00	
1137018	3/9/2016	NSF Chec 0610	AGA0000	4010007000	999	0		Fund Cash Account	1,165.97	
1136982	3/9/2016	VARIOUS 0645	SHA0000	4033028000	999	0		Fund Cash Account	150.00	
1136982	3/9/2016	VARIOUS 0645	SHL0000	4033010000	999	0		Fund Cash Account	25.00	

Run Date: 6/30/2016
 Run Time: 1:56:44PM

Checks Charged Off Detail

Page: 28
 User: 0

Start Date: 7/1/15 End Date: 6/30/16

Jnl. Entry #	Trx. Date	Ref #	Agency	Fund	Rev Code	Ledger	Ledger Desc.	Description	Debit Amount	Credit Amount
1137018	3/9/2016	NSF Chec 0610	AGA0000	AGA0000	4010001001	999	0	Fund Cash Account	15,937.68	
1137018	3/9/2016	NSF Chec 0610	AGA0000	AGA0000	4010000900	999	0	Fund Cash Account	300.00	
Totals for: 3/9/2016								Count: 8	17,901.65	17,901.65
1138024	3/11/2016	VARIOUS 0069	ARK0000	ARK0000	4099999900	122	0	Other Chargebacks		10.00
1138024	3/11/2016	VARIOUS 0710	PWP2500	PWP2500	4047099000	999	0	Fund Cash Account	10.00	
Totals for: 3/11/2016								Count: 2	10.00	10.00
1138432	3/14/2016	various ch 0069	ARK0000	ARK0000	4099999900	122	0	Other Chargebacks		835.19
1138432	3/14/2016	various ch 0425	ARH0200	ARH0200	4040009000	999	0	Fund Cash Account	835.19	
Totals for: 3/14/2016								Count: 2	835.19	835.19
1139145	3/16/2016	NSF Chec 0069	ARK0000	ARK0000	4099999900	120	0	DF&A Chargebacks		40,785.41
1139145	3/16/2016	NSF Chec 0610	AGA0000	AGA0000	4010005000	999	0	Fund Cash Account	20,214.17	
1139145	3/16/2016	NSF Chec 0610	AGA0000	AGA0000	4010007000	999	0	Fund Cash Account	6,584.61	
1139145	3/16/2016	NSF Chec 0610	AGA0000	AGA0000	4010001001	999	0	Fund Cash Account	13,986.63	
Totals for: 3/16/2016								Count: 4	40,785.41	40,785.41
1142028	3/22/2016	NSF Chec 0069	ARK0000	ARK0000	4099999900	120	0	DF&A Chargebacks		8,393.73
1142028	3/22/2016	NSF Chec 0610	AGA0000	AGA0000	4010001001	999	0	Fund Cash Account	3,384.27	
1142028	3/22/2016	NSF Chec 0610	AGA0000	AGA0000	4010000900	999	0	Fund Cash Account	47.86	
1142028	3/22/2016	NSF Chec 0610	AGA0000	AGA0000	4010005000	999	0	Fund Cash Account	3,187.38	
1142028	3/22/2016	NSF Chec 0610	AGA0000	AGA0000	4010007000	999	0	Fund Cash Account	1,774.22	
Totals for: 3/22/2016								Count: 5	8,393.73	8,393.73
1145730	3/31/2016	NSF Chec 0069	ARK0000	ARK0000	4099999900	120	0	DF&A Chargebacks		164,536.82
1145845	3/31/2016	VARIOUS 0069	ARK0000	ARK0000	4099999900	122	0	Other Chargebacks		1,600.00
1145730	3/31/2016	NSF Chec 0610	AGA0000	AGA0000	4010005000	999	0	Fund Cash Account	14,037.84	
1145730	3/31/2016	NSF Chec 0610	AGA0000	AGA0000	4010007000	999	0	Fund Cash Account	814.31	

Run Date: 6/30/2016
 Run Time: 1:56:44PM

Checks Charged Off Detail

Page: 29
 User: 0

Start Date: 7/1/15 End Date: 6/30/16

Jnl. Entry #	Trx. Date	Ref #	Agency	Fund	Rev Code	Ledger	Ledger Desc.	Description	Debit Amount	Credit Amount
1145730	3/31/2016	NSF Chec	0610	ARH0000	4040005000	999	0	Fund Cash Account	28,438.00	
1145845	3/31/2016	VARIOUS	0430	SIL0100	4031009000	999	0	Fund Cash Account	50.00	
1145845	3/31/2016	VARIOUS	0430	SIL0100	4031010000	999	0	Fund Cash Account	450.00	
1145845	3/31/2016	VARIOUS	0430	SIL0100	4031045000	999	0	Fund Cash Account	50.00	
1145845	3/31/2016	VARIOUS	0430	SIL0100	4033015000	999	0	Fund Cash Account	200.00	
1145730	3/31/2016	NSF Chec	0610	AGA0000	4010001001	999	0	Fund Cash Account	32,345.26	
1145730	3/31/2016	NSF Chec	0610	AGA0000	4010005001	999	0	Fund Cash Account	80,000.00	
1145730	3/31/2016	NSF Chec	0610	ARH0000	4040005001	999	0	Fund Cash Account	1,500.00	
1145730	3/31/2016	NSF Chec	0610	AGA0000	4010000900	999	0	Fund Cash Account	301.41	
1145845	3/31/2016	VARIOUS	0204	NDA0000	4043002000	999	0	Fund Cash Account	250.00	
1145730	3/31/2016	NSF Chec	0610	ARH0000	4040006000	999	0	Fund Cash Account	7,100.00	
1145845	3/31/2016	VARIOUS	0710	PWP2500	4047099000	999	0	Fund Cash Account	40.00	
1145845	3/31/2016	VARIOUS	0800	MLS0200	4033027000	999	0	Fund Cash Account	25.00	
1145845	3/31/2016	VARIOUS	0960	SMP0100	4031062000	999	0	Fund Cash Account	15.00	
1145845	3/31/2016	VARIOUS	0960	SMP0500	4033002000	999	0	Fund Cash Account	500.00	
1145845	3/31/2016	VARIOUS	0960	SMP0600	4033021000	999	0	Fund Cash Account	20.00	
Totals for: 3/31/2016							Count: 20		166,136.82	166,136.82
1145996	4/1/2016	VARIOUS	0069	ARK0000	4099999900	122	0	Other Chargebacks		30.00
1145996	4/1/2016	VARIOUS	0265	NCH0000	4043002000	999	0	Fund Cash Account	30.00	
Totals for: 4/1/2016							Count: 2		30.00	30.00
1147463	4/5/2016	VARIOUS	0069	ARK0000	4099999900	122	0	Other Chargebacks		1,505.00
1147463	4/5/2016	VARIOUS	0645	SHA0000	4033028000	999	0	Fund Cash Account	205.00	
1147463	4/5/2016	VARIOUS	0645	MHF0000	4046001000	999	0	Fund Cash Account	1,000.00	
1147463	4/5/2016	VARIOUS	0645	SHL0000	4033010000	999	0	Fund Cash Account	200.00	
1147463	4/5/2016	VARIOUS	0645	BAA0100	4031067000	999	0	Fund Cash Account	100.00	
Totals for: 4/5/2016							Count: 5		1,505.00	1,505.00
1147800	4/6/2016	NSF Chec	0069	ARK0000	4099999900	120	0	DF&A Chargebacks		39,398.68

Run Date: 6/30/2016
 Run Time: 1:56:44PM

Checks Charged Off Detail

Page: 30
 User: 0

Start Date: 7/1/15 End Date: 6/30/16

Jnl. Entry #	Trx. Date	Ref #	Agency	Fund	Rev Code	Ledger	Ledger Desc.	Description	Debit Amount	Credit Amount
1147805	4/6/2016	REV CHG 0069	ARK0000	ARK0000	4099999900	120	0	DF&A Chargebacks		2,231.00
1147935	4/6/2016	Correct Jc 0069	ARK0000	ARK0000	4099999900	122	1147943	Other Chargebacks		965.47
1147889	4/6/2016	Back Out . 0069	ARK0000	ARK0000	4099999900	270	1147943	Bank Of America	965.47	
1147805	4/6/2016	REV CHG 0630	TAX0000	TAX0000	4040016000	999	0	Fund Cash Account	2,231.00	
1147889	4/6/2016	Back Out . 0710	PWP2500	PWP2500	4047099000	999	1147943	Fund Cash Account		10.00
1147889	4/6/2016	Back Out . 0800	MLS0100	MLS0100	4031012000	999	1147943	Fund Cash Account		75.00
1147889	4/6/2016	Back Out . 0800	MLS0300	MLS0300	4041024000	999	1147943	Fund Cash Account		40.00
1147889	4/6/2016	Back Out . 0990	MJA0100	MJA0100	4041028000	999	1147943	Fund Cash Account		615.47
1147935	4/6/2016	Correct Jc 0710	PWP2500	PWP2500	4047099000	999	1147943	Fund Cash Account	10.00	
1147935	4/6/2016	Correct Jc 0800	MLS0100	MLS0100	4031012000	999	1147943	Fund Cash Account	75.00	
1147935	4/6/2016	Correct Jc 0800	MLS0300	MLS0300	4041024000	999	1147943	Fund Cash Account	40.00	
1147935	4/6/2016	Correct Jc 0990	MJA0100	MJA0100	4041028000	999	1147943	Fund Cash Account	615.47	
1147800	4/6/2016	NSF Chec 0610	AGA0000	AGA0000	4010001001	999	0	Fund Cash Account	21,983.18	
1147800	4/6/2016	NSF Chec 0610	ARH0000	ARH0000	4040005001	999	0	Fund Cash Account	3,000.00	
1147889	4/6/2016	Back Out . 0224	NLC0000	NLC0000	4043002000	999	1147943	Fund Cash Account		25.00
1147935	4/6/2016	Correct Jc 0224	NLC0000	NLC0000	4043002000	999	1147943	Fund Cash Account	25.00	
1147800	4/6/2016	NSF Chec 0610	AGA0000	AGA0000	4010005000	999	0	Fund Cash Account	12,515.50	
1147800	4/6/2016	NSF Chec 0610	AGA0000	AGA0000	4010006000	999	0	Fund Cash Account	1,900.00	
1147889	4/6/2016	Back Out . 0228	NEC0000	NEC0000	4041002000	999	1147943	Fund Cash Account		200.00
1147935	4/6/2016	Correct Jc 0228	NEC0000	NEC0000	4041002000	999	1147943	Fund Cash Account	200.00	
Totals for: 4/6/2016									43,560.62	43,560.62
Count: 21										
1148792	4/8/2016	Correct Jc 0069	ARK0000	ARK0000	4099999900	122	1148790	Other Chargebacks		475.00
1148791	4/8/2016	Back Out . 0069	ARK0000	ARK0000	4099999900	270	1148790	Bank Of America	475.00	
1148791	4/8/2016	Back Out . 0645	BAA2000	BAA2000	4031019000	999	1148790	Fund Cash Account		250.00
1148791	4/8/2016	Back Out . 0645	BAA2000	BAA2000	4031018000	999	1148790	Fund Cash Account		150.00
1148791	4/8/2016	Back Out . 0645	BAA2000	BAA2000	4031017000	999	1148790	Fund Cash Account		75.00
1148792	4/8/2016	Correct Jc 0645	BAA2000	BAA2000	4031019000	999	1148790	Fund Cash Account	250.00	
1148792	4/8/2016	Correct Jc 0645	BAA2000	BAA2000	4031018000	999	1148790	Fund Cash Account	150.00	
1148792	4/8/2016	Correct Jc 0645	BAA2000	BAA2000	4031017000	999	1148790	Fund Cash Account	75.00	

Run Date: 6/30/2016
 Run Time: 1:56:44PM

Checks Charged Off Detail

Page: 31
 User: 0

Start Date: 7/1/15 End Date: 6/30/16

Jnl. Entry #	Trx. Date	Ref #	Agency	Fund	Rev Code	Ledger	Ledger Desc.	Description	Debit Amount	Credit Amount
Totals for: 4/8/2016							Count: 8		950.00	950.00
1149204	4/11/2016	various ch 0069	ARK0000	4099999900	122	0		Other Chargebacks		40.00
1149204	4/11/2016	various ch 0305	SHM0100	4031016000	999	0		Fund Cash Account	40.00	
Totals for: 4/11/2016							Count: 2		40.00	40.00
1150058	4/13/2016	NSF Chec 0069	ARK0000	4099999900	120	0		DF&A Chargebacks		23,394.95
1150058	4/13/2016	NSF Chec 0610	AGA0000	4010005000	999	0		Fund Cash Account	2,257.00	
1150058	4/13/2016	NSF Chec 0610	AGA0000	4010007000	999	0		Fund Cash Account	2,214.75	
1150058	4/13/2016	NSF Chec 0610	AGA0000	4010001001	999	0		Fund Cash Account	18,765.80	
1150058	4/13/2016	NSF Chec 0610	AGA0000	4010000900	999	0		Fund Cash Account	100.00	
1150058	4/13/2016	NSF Chec 0930	TTG0100	4021009001	999	0		Fund Cash Account	57.40	
Totals for: 4/13/2016							Count: 6		23,394.95	23,394.95
1152577	4/19/2016	REV CHG 0069	ARK0000	4099999900	120	0		DF&A Chargebacks		100.00
1152853	4/19/2016	VARIOUS 0069	ARK0000	4099999900	122	0		Other Chargebacks		1,285.00
1152853	4/19/2016	VARIOUS 0645	SHL0000	4033010000	999	0		Fund Cash Account	25.00	
1152853	4/19/2016	VARIOUS 0248	NRE0001	4041012000	999	0		Fund Cash Account	150.00	
1152853	4/19/2016	VARIOUS 0248	NRE0001	4041017000	999	0		Fund Cash Account	550.00	
1152853	4/19/2016	VARIOUS 0298	SXV0100	4031038000	999	0		Fund Cash Account	210.00	
1152853	4/19/2016	VARIOUS 0425	TIP0100	4041019000	999	0		Fund Cash Account	350.00	
1152577	4/19/2016	REV CHG 0630	TAX0000	4040016000	999	0		Fund Cash Account	100.00	
Totals for: 4/19/2016							Count: 8		1,385.00	1,385.00
1153152	4/20/2016	NSF Chec 0069	ARK0000	4099999900	120	0		DF&A Chargebacks		28,252.73
1153152	4/20/2016	NSF Chec 0610	AGA0000	4010005000	999	0		Fund Cash Account	3,770.75	
1153152	4/20/2016	NSF Chec 0610	AGA0000	4010006000	999	0		Fund Cash Account	9,346.00	
1153152	4/20/2016	NSF Chec 0610	AGA0000	4010007000	999	0		Fund Cash Account	60.72	
1152870	4/20/2016	var chgba 0645	MHF0000	4046001000	999	0		Fund Cash Account		1,000.00

Run Date: 6/30/2016
 Run Time: 1:56:44PM

Checks Charged Off Detail

Page: 32
 User: 0

Start Date: 7/1/15 End Date: 6/30/16

Jnl. Entry #	Trx. Date	Ref #	Agency	Fund	Rev Code	Ledger	Ledger Desc.	Description	Debit Amount	Credit Amount
1152870	4/20/2016	var chgba	0645	MHF0000	4033027000	999	0	Fund Cash Account	1,000.00	
1153152	4/20/2016	NSF Chec	0610	AGA0000	4010001001	999	0	Fund Cash Account	14,937.31	
1153152	4/20/2016	NSF Chec	0610	AGA0000	4010000900	999	0	Fund Cash Account	137.95	
Totals for: 4/20/2016								Count: 8	29,252.73	29,252.73
1153563	4/21/2016	NSF Chec	0069	ARK0000	4099999900	120	0	DF&A Chargebacks		4,269.38
1153563	4/21/2016	NSF Chec	0610	AGA0000	4010001001	999	0	Fund Cash Account	4,269.38	
Totals for: 4/21/2016								Count: 2	4,269.38	4,269.38
1154104	4/22/2016	Reverse N	0069	ARK0000	4099999900	120	0	DF&A Chargebacks	4,269.38	
1154104	4/22/2016	Reverse N	0610	AGA0000	4010001001	999	0	Fund Cash Account		4,269.38
Totals for: 4/22/2016								Count: 2	4,269.38	4,269.38
1154950	4/26/2016	REV CHG	0069	ARK0000	4099999900	120	0	DF&A Chargebacks		2,000.00
1154951	4/26/2016	various ch	0069	ARK0000	4099999900	122	0	Other Chargebacks		469.25
1154951	4/26/2016	various ch	0224	NLC0000	4043002000	999	0	Fund Cash Account	50.00	
1154951	4/26/2016	various ch	0960	SEF0100	4041061000	999	0	Fund Cash Account	38.25	
1154950	4/26/2016	REV CHG	0630	AGA0000	4012003000	999	0	Fund Cash Account	2,000.00	
1154951	4/26/2016	various ch	0960	SEF0100	4031005000	999	0	Fund Cash Account	21.00	
1154951	4/26/2016	various ch	0960	SMP0100	4031062000	999	0	Fund Cash Account	100.00	
1154951	4/26/2016	various ch	0960	SMP0500	4033002000	999	0	Fund Cash Account	250.00	
1154951	4/26/2016	various ch	0990	MJA0100	4031005000	999	0	Fund Cash Account	10.00	
Totals for: 4/26/2016								Count: 9	2,469.25	2,469.25
1155385	4/27/2016	NSF Chec	0069	ARK0000	4099999900	120	0	DF&A Chargebacks		16,726.41
1155385	4/27/2016	NSF Chec	0610	AGA0000	4010001001	999	0	Fund Cash Account	2,250.70	
1155385	4/27/2016	NSF Chec	0610	AGA0000	4010000900	999	0	Fund Cash Account	553.01	
1155385	4/27/2016	NSF Chec	0610	AGA0000	4010005000	999	0	Fund Cash Account	12,666.24	
1155385	4/27/2016	NSF Chec	0610	AGA0000	4010006000	999	0	Fund Cash Account	500.00	

Run Date: 6/30/2016
 Run Time: 1:56:44PM

Checks Charged Off Detail

Page: 33
 User: 0

Start Date: 7/1/15 End Date: 6/30/16

Jnl. Entry #	Trx. Date	Ref #	Agency	Fund	Rev Code	Ledger	Ledger Desc.	Description	Debit Amount	Credit Amount
1155385	4/27/2016	NSF Chec	0610	AGA0000	4010007000	999	0	Fund Cash Account	756.46	
Totals for: 4/27/2016								Count: 6	16,726.41	16,726.41
1156785	4/28/2016	VARIOUS	0069	ARK0000	4099999900	122	0	Other Chargebacks		12,977.40
1156785	4/28/2016	VARIOUS	0090	RRA0000	4033014000	999	0	Fund Cash Account	76.50	
1156785	4/28/2016	VARIOUS	0390	TJW0100	4041028000	999	0	Fund Cash Account	100.00	
1156785	4/28/2016	VARIOUS	0425	TIP0100	4041019000	999	0	Fund Cash Account	70.00	
1156785	4/28/2016	VARIOUS	0645	SHL0000	4033010000	999	0	Fund Cash Account	290.00	
1156785	4/28/2016	VARIOUS	0995	MWH0200	4047002000	999	0	Fund Cash Account	11,539.00	
1156785	4/28/2016	VARIOUS	0645	BAA2000	4042002000	999	0	Fund Cash Account	250.00	
1156785	4/28/2016	VARIOUS	0204	NDA0000	4043002000	999	0	Fund Cash Account	250.00	
1156785	4/28/2016	VARIOUS	0960	SEF0100	4041061000	999	0	Fund Cash Account	12.75	
1156785	4/28/2016	VARIOUS	0645	MMT0200	4033027000	999	0	Fund Cash Account	80.00	
1156785	4/28/2016	VARIOUS	0610	MPH0000	4048003000	999	0	Fund Cash Account	147.15	
1156785	4/28/2016	VARIOUS	0645	BAA0100	4031068000	999	0	Fund Cash Account	35.00	
1156785	4/28/2016	VARIOUS	0960	SEF0100	4031005000	999	0	Fund Cash Account	17.00	
1156785	4/28/2016	VARIOUS	0960	SMP0100	4031062000	999	0	Fund Cash Account	100.00	
1156785	4/28/2016	VARIOUS	0990	MJA0100	4031005000	999	0	Fund Cash Account	10.00	
Totals for: 4/28/2016								Count: 15	12,977.40	12,977.40
1157757	5/2/2016	various ch	0069	ARK0000	4099999900	122	0	Other Chargebacks		130.00
1157757	5/2/2016	various ch	0248	NRE0001	4041012000	999	0	Fund Cash Account	30.00	
1157757	5/2/2016	various ch	0248	NRE0001	4042001000	999	0	Fund Cash Account	100.00	
Totals for: 5/2/2016								Count: 3	130.00	130.00
1158074	5/3/2016	REV CHG	0069	ARK0000	4099999900	120	0	DF&A Chargebacks		1,673.65
1158074	5/3/2016	REV CHG	0630	TAX0000	4040016000	999	0	Fund Cash Account	1,673.65	
Totals for: 5/3/2016								Count: 2	1,673.65	1,673.65

Run Date: 6/30/2016
 Run Time: 1:56:44PM

Checks Charged Off Detail

Page: 34
 User: 0

Start Date: 7/1/15 End Date: 6/30/16

Jnl. Entry #	Trx. Date	Ref #	Agency	Fund	Rev Code	Ledger	Ledger Desc.	Description	Debit Amount	Credit Amount
1158521	5/4/2016	NSF Chec 0069	ARK0000	ARK0000	4099999900	120	0	DF&A Chargebacks		119,042.10
1158521	5/4/2016	NSF Chec 0610	ARH0000	ARH0000	4040006000	999	0	Fund Cash Account	1,500.00	
1158521	5/4/2016	NSF Chec 0610	AGA0000	AGA0000	4010005000	999	0	Fund Cash Account	47,727.82	
1158521	5/4/2016	NSF Chec 0610	AGA0000	AGA0000	4010006000	999	0	Fund Cash Account	21,200.00	
1158521	5/4/2016	NSF Chec 0610	AGA0000	AGA0000	4010007000	999	0	Fund Cash Account	2,139.00	
1158521	5/4/2016	NSF Chec 0610	AGA0000	AGA0000	4010001001	999	0	Fund Cash Account	38,432.31	
1158521	5/4/2016	NSF Chec 0610	AGA0000	AGA0000	4010005001	999	0	Fund Cash Account	1,034.00	
1158521	5/4/2016	NSF Chec 0610	AGA0000	AGA0000	4010000900	999	0	Fund Cash Account	7,008.97	
Totals for: 5/4/2016								Count: 8	119,042.10	119,042.10
1159494	5/6/2016	VARIOUS 0069	ARK0000	ARK0000	4099999900	122	0	Other Chargebacks		425.00
1159494	5/6/2016	VARIOUS 0873	NNH0901	NNH0901	4044003000	999	0	Fund Cash Account	425.00	
Totals for: 5/6/2016								Count: 2	425.00	425.00
1160248	5/10/2016	REV CHG 0069	ARK0000	ARK0000	4099999900	120	0	DF&A Chargebacks		1,226.00
1160248	5/10/2016	REV CHG 0630	AGA0000	AGA0000	4013006001	999	0	Fund Cash Account	750.00	
1160248	5/10/2016	REV CHG 0630	TAX0000	TAX0000	4040016000	999	0	Fund Cash Account	476.00	
Totals for: 5/10/2016								Count: 3	1,226.00	1,226.00
1160562	5/11/2016	NSF Chec 0069	ARK0000	ARK0000	4099999900	120	0	DF&A Chargebacks		180,315.63
1160320	5/11/2016	Various C 0069	ARK0000	ARK0000	4099999900	122	0	Other Chargebacks		2,337.56
1160663	5/11/2016	various ch 0069	ARK0000	ARK0000	4099999900	122	0	Other Chargebacks		50.00
1160320	5/11/2016	Various C 0710	PWP2500	PWP2500	4047099000	999	0	Fund Cash Account	10.00	
1160320	5/11/2016	Various C 0710	PWP5500	PWP5500	4044003000	999	0	Fund Cash Account	273.83	
1160320	5/11/2016	Various C 0995	SMH6800	SMH6800	4050003000	999	0	Fund Cash Account	877.62	
1160320	5/11/2016	Various C 0995	HUA4032	HUA4032	4050003000	999	0	Fund Cash Account	1,176.11	
1160562	5/11/2016	NSF Chec 0610	AGA0000	AGA0000	4010001001	999	0	Fund Cash Account	59,789.55	
1160562	5/11/2016	NSF Chec 0610	AGA0000	AGA0000	4010005001	999	0	Fund Cash Account	71,221.00	
1160562	5/11/2016	NSF Chec 0610	AGA0000	AGA0000	4010000900	999	0	Fund Cash Account	243.95	
1160562	5/11/2016	NSF Chec 0930	TTG0100	TTG0100	4021009001	999	0	Fund Cash Account	26.60	

Run Date: 6/30/2016
 Run Time: 1:56:44PM

Checks Charged Off Detail

Page: 35
 User: 0

Start Date: 7/1/15 End Date: 6/30/16

Jnl. Entry #	Trx. Date	Ref #	Agency	Fund	Rev Code	Ledger	Ledger Desc.	Description	Debit Amount	Credit Amount
1160663	5/11/2016	various ch 0233	NEF0000	4047099300	999	0		Fund Cash Account	50.00	
1160562	5/11/2016	NSF Chec 0610	AGA0000	4010005000	999	0		Fund Cash Account	46,046.98	
1160562	5/11/2016	NSF Chec 0610	AGA0000	4010006000	999	0		Fund Cash Account	425.00	
1160562	5/11/2016	NSF Chec 0610	AGA0000	4010007000	999	0		Fund Cash Account	2,512.55	
1160562	5/11/2016	NSF Chec 0610	AGA0000	4013009000	999	0		Fund Cash Account	50.00	
Totals for: 5/11/2016							Count: 16		182,703.19	182,703.19
1161870	5/12/2016	various ch 0069	ARK0000	4099999900	122	0		Other Chargebacks		25.00
1161870	5/12/2016	various ch 0645	SHA0000	4033028000	999	0		Fund Cash Account	25.00	
Totals for: 5/12/2016							Count: 2		25.00	25.00
1162002	5/13/2016	VARIOUS 0069	ARK0000	4099999900	122	0		Other Chargebacks		22.00
1162002	5/13/2016	VARIOUS 0425	NDD0003	4041028000	999	0		Fund Cash Account	22.00	
Totals for: 5/13/2016							Count: 2		22.00	22.00
1162697	5/16/2016	REV CHG 0069	ARK0000	4099999900	120	0		DF&A Chargebacks		3,338.36
1162697	5/16/2016	REV CHG 0630	RRA0000	4020011000	999	0		Fund Cash Account	238.74	
1162697	5/16/2016	REV CHG 0630	TAX0000	4040016000	999	0		Fund Cash Account	3,099.62	
Totals for: 5/16/2016							Count: 3		3,338.36	3,338.36
1163641	5/17/2016	NSF Chec 0069	ARK0000	4099999900	120	0		DF&A Chargebacks		22,934.82
1163641	5/17/2016	NSF Chec 0610	AGA0000	4010001001	999	0		Fund Cash Account	12,692.78	
1163641	5/17/2016	NSF Chec 0610	AGA0000	4010000900	999	0		Fund Cash Account	3,962.31	
1163641	5/17/2016	NSF Chec 0610	AGA0000	4010005000	999	0		Fund Cash Account	4,631.56	
1163641	5/17/2016	NSF Chec 0610	AGA0000	4010007000	999	0		Fund Cash Account	1,648.17	
Totals for: 5/17/2016							Count: 5		22,934.82	22,934.82
1165140	5/20/2016	VARIOUS 0069	ARK0000	4099999900	122	0		Other Chargebacks		300.00
1165140	5/20/2016	VARIOUS 0645	BAA2000	4031079000	999	0		Fund Cash Account	200.00	

Run Date: 6/30/2016
 Run Time: 1:56:44PM

Checks Charged Off Detail

Page: 36
 User: 0

Start Date: 7/1/15 End Date: 6/30/16

Jnl. Entry #	Trx. Date	Ref #	Agency	Fund	Rev Code	Ledger	Ledger Desc.	Description	Debit Amount	Credit Amount
1165140	5/20/2016	VARIOUS	0645	BAA2000	4031019000	999	0	Fund Cash Account	50.00	
1165140	5/20/2016	VARIOUS	0645	BAA2000	4031017000	999	0	Fund Cash Account	50.00	
Totals for: 5/20/2016							Count: 4		300.00	300.00
1166071	5/24/2016	REV CHG	0069	ARK0000	4099999900	120	0	DF&A Chargebacks		12.00
1166071	5/24/2016	REV CHG	0630	TAX0000	4040016000	999	0	Fund Cash Account	12.00	
Totals for: 5/24/2016							Count: 2		12.00	12.00
1166534	5/25/2016	NSF Chec	0069	ARK0000	4099999900	120	0	DF&A Chargebacks		26,684.68
1166534	5/25/2016	NSF Chec	0610	ARH0000	4040006000	999	0	Fund Cash Account	880.00	
1166534	5/25/2016	NSF Chec	0610	AGA0000	4010001001	999	0	Fund Cash Account	9,031.39	
1166534	5/25/2016	NSF Chec	0610	AGA0000	4010000900	999	0	Fund Cash Account	500.00	
1166534	5/25/2016	NSF Chec	0610	AGA0000	4010005000	999	0	Fund Cash Account	2,784.00	
1166534	5/25/2016	NSF Chec	0610	AGA0000	4010006000	999	0	Fund Cash Account	12,000.00	
1166534	5/25/2016	NSF Chec	0610	AGA0000	4010007000	999	0	Fund Cash Account	1,489.29	
Totals for: 5/25/2016							Count: 7		26,684.68	26,684.68
1167822	5/26/2016	various ch	0069	ARK0000	4099999900	122	0	Other Chargebacks		394.75
1167822	5/26/2016	various ch	0400	SPS0101	4031011000	999	0	Fund Cash Account	5.00	
1167822	5/26/2016	various ch	0960	SEF0100	4041061000	999	0	Fund Cash Account	12.75	
1167822	5/26/2016	various ch	0960	SEF0100	4031005000	999	0	Fund Cash Account	17.00	
1167822	5/26/2016	various ch	0960	SMP0100	4031062000	999	0	Fund Cash Account	100.00	
1167822	5/26/2016	various ch	0960	SMP0500	4033002000	999	0	Fund Cash Account	250.00	
1167822	5/26/2016	various ch	0990	MJA0100	4031005000	999	0	Fund Cash Account	10.00	
Totals for: 5/26/2016							Count: 7		394.75	394.75
1167904	5/27/2016	Various ct	0069	ARK0000	4099999900	122	0	Other Chargebacks		506.00
1167904	5/27/2016	Various ct	0645	BAA0100	4031068000	999	0	Fund Cash Account	35.00	
1167904	5/27/2016	Various ct	0645	SHL0000	4033010000	999	0	Fund Cash Account	220.00	

Run Date: 6/30/2016
 Run Time: 1:56:44PM

Checks Charged Off Detail

Page: 37
 User: 0

Start Date: 7/1/15 End Date: 6/30/16

Jnl. Entry #	Trx. Date	Ref #	Agency	Fund	Rev Code	Ledger	Ledger Desc.	Description	Debit Amount	Credit Amount
1167904	5/27/2016	Various ct	0645	BAA2000	4033007000	999	0	Fund Cash Account	25.00	
1167904	5/27/2016	Various ct	0645	BAA2000	4031019000	999	0	Fund Cash Account	50.00	
1167904	5/27/2016	Various ct	0645	BAA2000	4031017000	999	0	Fund Cash Account	25.00	
1167904	5/27/2016	Various ct	0224	NLC0000	4043002000	999	0	Fund Cash Account	50.00	
1167904	5/27/2016	Various ct	0080	SDG0000	4033009000	999	0	Fund Cash Account	51.00	
1167904	5/27/2016	Various ct	0390	TJW0100	4041028000	999	0	Fund Cash Account	50.00	
Totals for: 5/27/2016							Count: 9		506.00	506.00
1169286	6/1/2016	various ch	0069	ARK0000	4099999900	122	0	Other Chargebacks		319.25
1169286	6/1/2016	various ch	0960	SEF0100	4041061000	999	0	Fund Cash Account	38.25	
1169286	6/1/2016	various ch	0960	SEF0100	4031005000	999	0	Fund Cash Account	51.00	
1169286	6/1/2016	various ch	0960	SMP0100	4031062000	999	0	Fund Cash Account	200.00	
1169286	6/1/2016	various ch	0990	MJA0100	4031005000	999	0	Fund Cash Account	30.00	
Totals for: 6/1/2016							Count: 5		319.25	319.25
1170142	6/3/2016	various ch	0069	ARK0000	4099999900	122	0	Other Chargebacks		1,824.50
1170142	6/3/2016	various ch	0710	PWP2500	4047099000	999	0	Fund Cash Account	50.00	
1170142	6/3/2016	various ch	0710	SCT0100	4033019000	999	0	Fund Cash Account	100.00	
1170142	6/3/2016	various ch	0800	MLS0200	4033027000	999	0	Fund Cash Account	25.00	
1170142	6/3/2016	various ch	0995	MWH0200	4048003000	999	0	Fund Cash Account	589.00	
1170142	6/3/2016	various ch	0645	BAA2000	4031019000	999	0	Fund Cash Account	100.00	
1170142	6/3/2016	various ch	0645	BAA2000	4031017000	999	0	Fund Cash Account	50.00	
1170142	6/3/2016	various ch	0080	SDG0000	4033009000	999	0	Fund Cash Account	10.50	
1170142	6/3/2016	various ch	0216	SCS0100	4031084000	999	0	Fund Cash Account	900.00	
Totals for: 6/3/2016							Count: 9		1,824.50	1,824.50
1170977	6/7/2016	Various C	0069	ARK0000	4099999900	122	0	Other Chargebacks		145.50
1170977	6/7/2016	Various C	0283	NPB0000	4043002000	999	0	Fund Cash Account	145.50	

Run Date: 6/30/2016
 Run Time: 1:56:44PM

Checks Charged Off Detail

Page: 38
 User: 0

Start Date: 7/1/15 End Date: 6/30/16

Jnl. Entry #	Trx. Date	Ref #	Agency	Fund	Rev Code	Ledger	Ledger Desc.	Description	Debit Amount	Credit Amount
Totals for: 6/7/2016							Count: 2		145.50	145.50
1171385	6/8/2016	NSF Chec 0069	ARK0000	4099999900	120	0		DF&A Chargebacks		71,755.45
1171440	6/8/2016	Various ct 0069	ARK0000	4099999900	122	0		Other Chargebacks		89.75
1171385	6/8/2016	NSF Chec 0610	AGA0000	4010005000	999	0		Fund Cash Account	19,920.00	
1171385	6/8/2016	NSF Chec 0610	AGA0000	4010007000	999	0		Fund Cash Account	3,810.03	
1171440	6/8/2016	Various ct 0390	TJW0100	4041028000	999	0		Fund Cash Account	50.00	
1171385	6/8/2016	NSF Chec 0610	AGA0000	4010001001	999	0		Fund Cash Account	45,980.22	
1171385	6/8/2016	NSF Chec 0610	AGA0000	4010000900	999	0		Fund Cash Account	2,045.20	
1171440	6/8/2016	Various ct 0960	SEF0100	4041061000	999	0		Fund Cash Account	12.75	
1171440	6/8/2016	Various ct 0960	SEF0100	4031005000	999	0		Fund Cash Account	17.00	
1171440	6/8/2016	Various ct 0990	MJA0100	4031005000	999	0		Fund Cash Account	10.00	
Totals for: 6/8/2016							Count: 10		71,845.20	71,845.20
1173155	6/10/2016	various ch 0069	ARK0000	4099999900	122	0		Other Chargebacks		275.00
1173155	6/10/2016	various ch 0610	AGA0000	4013002000	999	0		Fund Cash Account	275.00	
Totals for: 6/10/2016							Count: 2		275.00	275.00
1174035	6/13/2016	REV CHG 0069	ARK0000	4099999900	120	0		DF&A Chargebacks		277.34
1174035	6/13/2016	REV CHG 0630	RRA0000	4020011000	999	0		Fund Cash Account	257.86	
1174035	6/13/2016	REV CHG 0630	TAX0000	4040016000	999	0		Fund Cash Account	19.48	
Totals for: 6/13/2016							Count: 3		277.34	277.34
1174489	6/14/2016	NSF Chec 0069	ARK0000	4099999900	120	0		DF&A Chargebacks		35,465.17
1174160	6/14/2016	VARIOUS 0069	ARK0000	4099999900	122	0		Other Chargebacks		160.00
1174160	6/14/2016	VARIOUS 0710	PWP2500	4047099000	999	0		Fund Cash Account	10.00	
1174160	6/14/2016	VARIOUS 0710	PWP5500	4044003000	999	0		Fund Cash Account	150.00	
1174489	6/14/2016	NSF Chec 0610	AGA0000	4010005000	999	0		Fund Cash Account	19,872.57	
1174489	6/14/2016	NSF Chec 0610	AGA0000	4010006000	999	0		Fund Cash Account	1,067.00	

Run Date: 6/30/2016
 Run Time: 1:56:44PM

Checks Charged Off Detail

Page: 39
 User: 0

Start Date: 7/1/15 End Date: 6/30/16

Jnl. Entry #	Trx. Date	Ref #	Agency	Fund	Rev Code	Ledger	Ledger Desc.	Description	Debit Amount	Credit Amount
1174489	6/14/2016	NSF Chec 0610	AGA0000	AGA0000	4010007000	999	0	Fund Cash Account	1,376.82	
1174489	6/14/2016	NSF Chec 0610	AGA0000	AGA0000	4011006000	999	0	Fund Cash Account	100.00	
1174489	6/14/2016	NSF Chec 0610	AGA0000	AGA0000	4010001001	999	0	Fund Cash Account	12,848.78	
1174489	6/14/2016	NSF Chec 0610	AGA0000	AGA0000	4010000900	999	0	Fund Cash Account	200.00	
Totals for: 6/14/2016								Count: 10	35,625.17	35,625.17
1176823	6/21/2016	REV CHG 0069	ARK0000	ARK0000	4099999900	120	0	DF&A Chargebacks		129.50
1177141	6/21/2016	NSF Chec 0069	ARK0000	ARK0000	4099999900	120	0	DF&A Chargebacks		18,479.46
1176823	6/21/2016	REV CHG 0630	AGA0000	AGA0000	4013006001	999	0	Fund Cash Account	50.00	
1177141	6/21/2016	NSF Chec 0610	AGA0000	AGA0000	4010001001	999	0	Fund Cash Account	15,967.00	
1177141	6/21/2016	NSF Chec 0610	AGA0000	AGA0000	4010000900	999	0	Fund Cash Account	764.16	
1177141	6/21/2016	NSF Chec 0610	AGA0000	AGA0000	4010005000	999	0	Fund Cash Account	695.30	
1177141	6/21/2016	NSF Chec 0610	AGA0000	AGA0000	4010006000	999	0	Fund Cash Account	1,053.00	
1176823	6/21/2016	REV CHG 0630	TAX0000	TAX0000	4040016000	999	0	Fund Cash Account	79.50	
Totals for: 6/21/2016								Count: 8	18,608.96	18,608.96
1179116	6/24/2016	various ch 0069	ARK0000	ARK0000	4099999900	122	0	Other Chargebacks		37.62
1179116	6/24/2016	various ch 0385	NVA0000	NVA0000	2114004000	999	0	Fund Cash Account	37.62	
Totals for: 6/24/2016								Count: 2	37.62	37.62
1180143	6/27/2016	NSF Chec 0069	ARK0000	ARK0000	4099999900	120	0	DF&A Chargebacks		21,851.75
1180143	6/27/2016	NSF Chec 0610	AGA0000	AGA0000	4010001001	999	0	Fund Cash Account	13,533.46	
1180143	6/27/2016	NSF Chec 0610	AGA0000	AGA0000	4010000900	999	0	Fund Cash Account	105.00	
1180143	6/27/2016	NSF Chec 0610	AGA0000	AGA0000	4010005000	999	0	Fund Cash Account	1,362.55	
1180143	6/27/2016	NSF Chec 0610	AGA0000	AGA0000	4010006000	999	0	Fund Cash Account	3,881.00	
1180143	6/27/2016	NSF Chec 0610	AGA0000	AGA0000	4010007000	999	0	Fund Cash Account	2,969.74	
Totals for: 6/27/2016								Count: 6	21,851.75	21,851.75
1180658	6/28/2016	Various C 0069	ARK0000	ARK0000	4099999900	122	0	Other Chargebacks		5,575.10

Run Date: 6/30/2016
 Run Time: 1:56:44PM

Checks Charged Off Detail

Page: 40
 User: 0

Start Date: 7/1/15 End Date: 6/30/16

Jnl. Entry #	Trx. Date	Ref #	Agency	Fund	Rev Code	Ledger	Ledger Desc.	Description	Debit Amount	Credit Amount
1180663	6/28/2016	Back Out .	0069	ARK0000	4099999900	122	1180357	Other Chargebacks	5,575.10	
1180658	6/28/2016	Various C	0620	TAJ0300	4041028000	999	0	Fund Cash Account	5,575.10	
1180663	6/28/2016	Back Out .	0620	TAJ0300	4041028000	999	1180357	Fund Cash Account		5,575.10
Totals for: 6/28/2016							Count: 4		11,150.20	11,150.20
1181285	6/29/2016	Back Out .	0069	ARK0000	4099999900	122	1181289	Other Chargebacks	1,294.75	
1181286	6/29/2016	Correct Jc	0069	ARK0000	4099999900	122	1181289	Other Chargebacks		1,295.25
1181285	6/29/2016	Back Out .	0710	PWP2500	4047099000	999	1181289	Fund Cash Account		20.00
1181285	6/29/2016	Back Out .	0960	SEF0100	4031005000	999	1181289	Fund Cash Account		17.00
1181285	6/29/2016	Back Out .	0960	SMP0100	4031062000	999	1181289	Fund Cash Account		100.00
1181285	6/29/2016	Back Out .	0990	MJA0100	4031005000	999	1181289	Fund Cash Account		10.00
1181286	6/29/2016	Correct Jc	0710	PWP2500	4047099000	999	1181289	Fund Cash Account	20.00	
1181286	6/29/2016	Correct Jc	0960	SEF0100	4031005000	999	1181289	Fund Cash Account	17.00	
1181286	6/29/2016	Correct Jc	0960	SMP0100	4031062000	999	1181289	Fund Cash Account	100.00	
1181286	6/29/2016	Correct Jc	0990	MJA0100	4031005000	999	1181289	Fund Cash Account	10.00	
1181285	6/29/2016	Back Out .	0080	SDG0000	4033009000	999	1181289	Fund Cash Account		10.00
1181285	6/29/2016	Back Out .	0425	TIF0100	4041018000	999	1181289	Fund Cash Account		400.00
1181285	6/29/2016	Back Out .	0430	SIL0100	4031010000	999	1181289	Fund Cash Account		150.00
1181285	6/29/2016	Back Out .	0610	AGA0000	4013002000	999	1181289	Fund Cash Account		275.00
1181286	6/29/2016	Correct Jc	0080	SDG0000	4033009000	999	1181289	Fund Cash Account	10.50	
1181286	6/29/2016	Correct Jc	0425	TIF0100	4041018000	999	1181289	Fund Cash Account	400.00	
1181286	6/29/2016	Correct Jc	0430	SIL0100	4031010000	999	1181289	Fund Cash Account	150.00	
1181286	6/29/2016	Correct Jc	0610	AGA0000	4013002000	999	1181289	Fund Cash Account	275.00	
1181285	6/29/2016	Back Out .	0960	SEF0100	4041061000	999	1181289	Fund Cash Account		12.75
1181285	6/29/2016	Back Out .	0228	NEC0000	4041007000	999	1181289	Fund Cash Account		300.00
1181286	6/29/2016	Correct Jc	0960	SEF0100	4041061000	999	1181289	Fund Cash Account	12.75	
1181286	6/29/2016	Correct Jc	0228	NEC0000	4041007000	999	1181289	Fund Cash Account	300.00	
Totals for: 6/29/2016							Count: 22		2,590.00	2,590.00

Run Date: 6/30/2016
Run Time: 1:56:44PM

Checks Charged Off Detail

Page: 41
User: 0

Start Date: 7/1/15 End Date: 6/30/16

Jnl. Entry #	Trx. Date	Ref #	Agency	Fund	Rev Code	Ledger	Ledger Desc.	Description	Debit Amount	Credit Amount
<i>Grand Total</i>							<i>Count:</i>	<i>904</i>	<i>5,008,532.46</i>	<i>5,008,532.46</i>

Run Date: 6/30/2016
 Run Time: 2:47:52PM

Demand Account Activity

Start Date: 6/30/2016 End Date: 6/30/2016

Page: 1
 User: 0

Jnl. Entry	Ref #	Trx. Date	Ledger	Debit Amount	Credit Amount	
230 - Regions Bank						
1181917	1632445	6/30/2016	230	2,012,222.58		
1181793	1632368	6/30/2016	230	18,094.79		
1181920	1632446	6/30/2016	230	142.35		
1181975	062600631	6/30/2016	230		2,000,000.00	
Totals for: 230 - Regions Bank				Count: 4	2,030,459.72	2,000,000.00
260 - Bank of the Ozarks						
1181989	162700615	6/30/2016	260	17,000,000.00		
1181975	062600631	6/30/2016	260	2,000,000.00		
Totals for: 260 - Bank of the Ozarks				Count: 2	19,000,000.00	0.00
270 - Bank Of America						
1181848	162700603	6/30/2016	270	32,000,000.00		
1181895	1632440	6/30/2016	270	20,344,914.55		
1181850	162700604eft airs	6/30/2016	270	4,392,701.37		
1181874	162700609 TOBAC	6/30/2016	270	2,741,676.64		
1181897	1632441	6/30/2016	270	2,322,909.93		
1181987	1632527	6/30/2016	270	2,067,000.00		
1181893	1632439	6/30/2016	270	1,718,890.13		
1181795	1632370	6/30/2016	270	948,651.00		
1181898	1632442	6/30/2016	270	425,549.22		
1181914	1632443	6/30/2016	270	419,382.38		
1181986	1632526	6/30/2016	270	364,022.21		
1181943	1632482	6/30/2016	270	223,231.43		
1181796	1632371	6/30/2016	270	131,624.25		
1181845	162700602	6/30/2016	270	101,609.63		
1181852	162700605AIRSCCI	6/30/2016	270	63,550.90		
1181791	1632383	6/30/2016	270	47,630.47		
1181802	1632375	6/30/2016	270	40,823.30		
1181957	1632501	6/30/2016	270	36,999.74		
1181935	1632477	6/30/2016	270	32,687.04		
1181801	1632374	6/30/2016	270	31,596.40		
1181939	1632479	6/30/2016	270	30,000.00		
1181890	1632437	6/30/2016	270	22,597.00		
1181958	1632502	6/30/2016	270	10,950.00		
1181531	1632356	6/30/2016	270	9,137.00		
1181942	1632481	6/30/2016	270	6,273.50		
1181933	1632476	6/30/2016	270	5,430.67		
1181978	1632520	6/30/2016	270	4,936.70		
1181797	1632372	6/30/2016	270	4,498.88		
1181854	162700607IRPCC	6/30/2016	270	4,404.93		
1181916	1632444	6/30/2016	270	3,212.46		
1181941	1632480	6/30/2016	270	2,965.00		
1181799	1632373	6/30/2016	270	2,822.00		
1181808	1632386	6/30/2016	270	2,530.00		
1181934	1632483	6/30/2016	270	2,375.00		
1181983	1632523	6/30/2016	270	2,315.00		
1181959	1632503	6/30/2016	270	2,265.00		
1181811	1632387	6/30/2016	270	2,020.00		
1181857	162700608ABCBRL	6/30/2016	270	1,935.00		
1181928	1632474	6/30/2016	270	1,861.43		
1181803	1632385	6/30/2016	270	1,600.00		
1181981	1632521	6/30/2016	270	1,500.00		
1181800	1632384	6/30/2016	270	1,417.50		

Run Date: 6/30/2016
 Run Time: 2:47:52PM

Demand Account Activity

Start Date: 6/30/2016 End Date: 6/30/2016

Page: 2
 User: 0

Jnl. Entry	Ref #	Trx. Date	Ledger	Debit Amount	Credit Amount	
1181806	1632377	6/30/2016	270	1,093.61		
1181817	1632389	6/30/2016	270	840.00		
1181955	1632499	6/30/2016	270	795.92		
1181815	1632388	6/30/2016	270	775.00		
1181940	1632484	6/30/2016	270	619.00		
1181960	1632504	6/30/2016	270	600.00		
1181821	1632391	6/30/2016	270	600.00		
1181305	1632345	6/30/2016	270	590.73		
1181892	1632438	6/30/2016	270	509.44		
1181301	1632341	6/30/2016	270	404.69		
1181984	1632524	6/30/2016	270	400.00		
1181804	1632376	6/30/2016	270	390.00		
1181304	1632344	6/30/2016	270	384.90		
1181794	1632369	6/30/2016	270	350.00		
1181307	1632347	6/30/2016	270	333.28		
1181306	1632346	6/30/2016	270	327.00		
1181985	1632525	6/30/2016	270	310.00		
1181297	1632337	6/30/2016	270	305.54		
1181298	1632338	6/30/2016	270	303.56		
1181853	162700606IFTA CC	6/30/2016	270	275.75		
1181819	1632390	6/30/2016	270	252.00		
1181932	1632475	6/30/2016	270	224.05		
1181299	1632339	6/30/2016	270	200.00		
1181888	1632435	6/30/2016	270	191.82		
1181309	1632349	6/30/2016	270	190.00		
1181982	1632522	6/30/2016	270	150.00		
1181302	1632342	6/30/2016	270	130.10		
1181813	1632379	6/30/2016	270	124.95		
1181303	1632343	6/30/2016	270	123.54		
1181938	1632478	6/30/2016	270	120.00		
1181812	1632396	6/30/2016	270	100.00		
1181818	1632381	6/30/2016	270	71.33		
1181822	1632392	6/30/2016	270	64.00		
1181300	1632340	6/30/2016	270	54.80		
1181820	1632382	6/30/2016	270	38.30		
1181816	1632380	6/30/2016	270	35.00		
1181805	1632393	6/30/2016	270	30.40		
1181807	1632394	6/30/2016	270	30.40		
1181308	1632348	6/30/2016	270	26.54		
1181810	1632378	6/30/2016	270	24.00		
1181953	1632497	6/30/2016	270	24.00		
1181954	1632498	6/30/2016	270	24.00		
1181956	1632500	6/30/2016	270	20.00		
1181809	1632395	6/30/2016	270	19.20		
1181868	8006502 EFT REV C	6/30/2016	270		12,093.36	
1181844	162700601	6/30/2016	270		1,408,119.07	
1181886	162700610	6/30/2016	270		19,987,599.73	
1181980	162700611	6/30/2016	270		30,063,493.55	
1181989	162700615	6/30/2016	270		17,000,000.00	
Totals for:	270 - Bank Of America		Count:	91	68,594,974.51	68,471,305.71

Run Date: 6/30/2016
 Run Time: 2:47:52PM

Demand Account Activity

Start Date: 6/30/2016 End Date: 6/30/2016

Page: 3
 User: 0

Jnl. Entry	Ref #	Trx. Date	Ledger	Debit Amount	Credit Amount	
<u>300 - Simmons Pine Bluff</u>						
1181833	162700602	6/30/2016	300	5,349,667.58		
1181977	Correct Journal Entr	6/30/2016	300	5,349,667.56		
1181837	163000605CHECK2	6/30/2016	300	4,548,733.84		
1181839	163000606SROAIR!	6/30/2016	300	3,498,620.17		
1181843	1630006069check2'	6/30/2016	300	414,050.84		
1181835	163000604CASH OI	6/30/2016	300	36,913.79		
1181834	163000603SROAIR!	6/30/2016	300	8,555.25		
1181842	163000608cash offa	6/30/2016	300	4,969.22		
1181530	163000601	6/30/2016	300	2,847.49		
1181841	163000607otherairs	6/30/2016	300	275.00		
1181848	162700603	6/30/2016	300		32,000,000.00	
1181976	Back Out Journal Er	6/30/2016	300		5,349,667.58	
Totals for: 300 - Simmons Pine Bluff				Count: 12	19,214,300.74	37,349,667.58

Run Date: 6/30/2016
 Run Time: 2:47:52PM

Demand Account Activity

Start Date: 6/30/2016 End Date: 6/30/2016

Page: 4
 User: 0

Jnl. Entry	Ref #	Trx. Date	Ledger	Debit Amount	Credit Amount	
<u>399 - Investment Clearing Account</u>						
1181979	162700612	6/30/2016	399	129,950,859.72		
1181886	162700610	6/30/2016	399	19,987,599.73		
1181952	1632496	6/30/2016	399	49,140.28		
1181927	162700614	6/30/2016	399		1,197,772.28	
1181936	162700611	6/30/2016	399		21,978,315.28	
1181967	162700613	6/30/2016	399		126,811,512.17	
Totals for: 399 - Investment Clearing Account				Count: 6	149,987,599.73	149,987,599.73
Grand Total				Count: 115	258,827,334.70	257,808,573.02

Run Date: 6/30/2016
 Run Time: 2:55:37PM

Demand Account Activity

Start Date: 7/1/2015 End Date: 6/30/2016

Page: 1
 User: 0

Jnl. Entry	Ref #	Trx. Date	Ledger	Debit Amount	Credit Amount	
225 - US Bank						
1054557	1601877	7/27/2015	225	2.92		
1066588	152700806	8/26/2015	225	120,000.00		
1066624	1604673	8/26/2015	225	2.81		
1067930	152250801	8/31/2015	225		117,800.00	
1067957	152250801	9/1/2015	225		1,000.00	
1078215	1607423	9/28/2015	225	2.94		
1085497	152701015	10/15/2015	225	100,000.00		
1086073	152251001	10/19/2015	225		62,000.00	
1091100	1610262	10/29/2015	225	2.76		
1098315	1612099	11/19/2015	225	3.47		
1102094	VAULT CASH 12-2-	12/2/2015	225		15,225.00	
1111300	1615134	12/29/2015	225	3.85		
1122058	1617686	1/28/2016	225	3.53		
1127179	1618985	2/11/2016	225	3.52		
1130457	162700203	2/19/2016	225	105,000.00		
1131114	T02221603	2/22/2016	225		123,025.00	
1138071	1621841	3/11/2016	225	3.10		
1145795	162700307	3/31/2016	225	40,000.00		
1146571	162250401	4/1/2016	225		38,050.00	
1154985	1626068	4/26/2016	225	2.95		
1158533	162700504	5/4/2016	225	125,000.00		
1158705	162250501	5/5/2016	225		112,000.00	
1162364	1627778	5/13/2016	225	2.68		
1177378	1631475	6/22/2016	225	3.39		
Totals for: 225 - US Bank				Count: 24	490,037.92	469,100.00
230 - Regions Bank						
1046574	Back Out Journal Er	7/6/2015	230	1,000,000.00		
1046509	1600051	7/6/2015	230	198,066.55		
1046465	1600025	7/6/2015	230	17,792.86		
1046521	1600064	7/6/2015	230	2,000.00		
1046499	152700704	7/6/2015	230		1,000,000.00	
1046670	1600143	7/7/2015	230	339,525.67		
1046615	1600107	7/7/2015	230	174,890.81		
1046671	1600144	7/7/2015	230	3,845.83		
1046672	1600145	7/7/2015	230	136.03		
1046588	152700701	7/7/2015	230		1,000,000.00	
1047443	1600339	7/8/2015	230	312,480.00		
1047446	1600340	7/8/2015	230	158,788.55		
1047441	1600338	7/8/2015	230	143,552.60		
1047400	1600321	7/8/2015	230	61,109.00		
1047377	1600300	7/8/2015	230	9,114.61		
1047378	1600301	7/8/2015	230	5,308.06		
1047303	152700704	7/8/2015	230		1,000,000.00	
1048660	1600508	7/9/2015	230	7,796,450.00		
1048646	1600498	7/9/2015	230	85,564.51		
1048559	1600448	7/9/2015	230	78,225.65		
1048661	1600500	7/9/2015	230	75,011.36		
1048607	1600449	7/9/2015	230	65,109.04		
1048662	1600509	7/9/2015	230	60,000.00		
1048663	1600501	7/9/2015	230	55,254.52		
1048659	1600499	7/9/2015	230	53,781.50		
1048608	1600450	7/9/2015	230	21,113.46		
1048670	1600505	7/9/2015	230	12,146.37		

Run Date: 6/30/2016
 Run Time: 2:55:37PM

Demand Account Activity

Start Date: 7/1/2015 End Date: 6/30/2016

Page: 2
 User: 0

Jnl. Entry	Ref #	Trx. Date	Ledger	Debit Amount	Credit Amount
1048664	1600502	7/9/2015	230	11,682.28	
1048666	1600511	7/9/2015	230	10,226.05	
1048667	1600503	7/9/2015	230	7,801.58	
1048671	1600506	7/9/2015	230	4,642.87	
1048668	1600504	7/9/2015	230	3,472.56	
1048609	1600451	7/9/2015	230	1,545.54	
1048665	1600510	7/9/2015	230	775.38	
1048658	1600507	7/9/2015	230	314.91	
1048644	152700713	7/9/2015	230		9,000,000.00
1048982	1600546	7/10/2015	230	199,652.30	
1048692	1600522	7/10/2015	230	164,864.86	
1048988	1600552	7/10/2015	230	43,085.00	
1049067	1600625	7/10/2015	230	32,933.62	
1049068	1600624	7/10/2015	230	26,526.60	
1049066	1600623	7/10/2015	230	13,704.47	
1049059	1600622	7/10/2015	230	420.00	
1049417	1600669	7/13/2015	230	47,467.91	
1049506	1600752	7/13/2015	230	22,000.00	
1049418	1600670	7/13/2015	230	2,187.86	
1049419	1600671	7/13/2015	230	1,533.51	
1049551	1600771	7/14/2015	230	219,053.82	
1049929	1600850	7/14/2015	230	174,516.34	
1049916	1600841	7/14/2015	230	72,273.24	
1049887	1600817	7/14/2015	230	51,071.19	
1049888	1600818	7/14/2015	230	24,188.43	
1049768	1600772	7/14/2015	230	20,263.93	
1049922	1600843	7/14/2015	230	15,399.84	
1049921	1600842	7/14/2015	230	1,790.18	
1049889	1600819	7/14/2015	230	32.81	
1050367	1600948	7/15/2015	230	12,556,204.00	
1050369	1600949	7/15/2015	230	4,614,460.30	
1050363	1600942	7/15/2015	230	16,567.83	
1050364	1600943	7/15/2015	230	509.37	
1050365	1600944	7/15/2015	230	184.23	
1049964	152700703	7/15/2015	230		1,000,000.00
1050362	152600701	7/15/2015	230		17,000,000.00
1050813	1601071	7/16/2015	230	32,540.37	
1050814	1601072	7/16/2015	230	1,961.73	
1050815	1601073	7/16/2015	230	430.37	
1051268	1601141	7/17/2015	230	209,999.92	
1051270	1601143	7/17/2015	230	120,649.25	
1051306	1601175	7/17/2015	230	42,042.85	
1051269	1601142	7/17/2015	230	15,692.86	
1051307	1601176	7/17/2015	230	5,996.04	
1051308	1601177	7/17/2015	230	42.44	
1051800	1601307	7/20/2015	230	53,971.62	
1051708	1601253	7/20/2015	230	22,000.00	
1051808	1601308	7/20/2015	230	2,447.65	
1051805	1601309	7/20/2015	230	1,533.51	
1051806	1601310	7/20/2015	230	1,281.74	
1052260	1601486	7/21/2015	230	1,407,457.89	
1051827	1601354	7/21/2015	230	296,086.74	
1052261	1601484	7/21/2015	230	146,864.09	
1052199	1601428	7/21/2015	230	83,689.15	
1052209	1601437	7/21/2015	230	45,730.78	
1052210	1601438	7/21/2015	230	1,139.52	

Run Date: 6/30/2016
 Run Time: 2:55:37PM

Demand Account Activity

Page: 3
 User: 0

Start Date: 7/1/2015 End Date: 6/30/2016

Jnl. Entry	Ref #	Trx. Date	Ledger	Debit Amount	Credit Amount
1052211	1601439	7/21/2015	230	827.90	
1052203	Reverse #1531788	7/21/2015	230		83,689.18
1051836	152700704	7/21/2015	230		1,000,000.00
1052747	1601616	7/22/2015	230	11,885,989.00	
1052740	1601609	7/22/2015	230	56,187.00	
1052681	1601562	7/22/2015	230	22,084.97	
1052302	1601505	7/22/2015	230	10,600.00	
1052683	1601563	7/22/2015	230	4,443.78	
1052684	1601564	7/22/2015	230	455.56	
1052767	152300701	7/22/2015	230		13,000,000.00
1052818	1601647	7/23/2015	230	163,458.06	
1054055	1601685	7/23/2015	230	74,753.12	
1053851	1601649	7/23/2015	230	66,000.00	
1054054	1601684	7/23/2015	230	59,462.36	
1054056	1601686	7/23/2015	230	57,958.95	
1053850	1601648	7/23/2015	230	267.44	
1052811	152700711	7/23/2015	230		1,000,000.00
1054136	1601756	7/24/2015	230	31,255.00	
1054452	1601789	7/24/2015	230	9,843.60	
1054453	1601790	7/24/2015	230	716.41	
1054906	1601927	7/27/2015	230	56,287.54	
1054905	1601926	7/27/2015	230	1,482.29	
1054552	1601873	7/27/2015	230	422.48	
1055381	1602075	7/28/2015	230	1,232,623.00	
1055386	1602080	7/28/2015	230	486,973.07	
1055254	1601970	7/28/2015	230	319,672.41	
1054964	1601969	7/28/2015	230	267,484.80	
1055338	1602036	7/28/2015	230	34,954.28	
1055339	1602037	7/28/2015	230	395.37	
1055340	1602038	7/28/2015	230	40.68	
1055403	152300701	7/28/2015	230		2,000,000.00
1055761	1602152	7/29/2015	230	67,800.00	
1055778	1602165	7/29/2015	230	19,720.64	
1055426	1602102	7/29/2015	230	15,287.11	
1055779	1602166	7/29/2015	230	587.14	
1055780	1602167	7/29/2015	230	314.38	
1055919	1602266	7/30/2015	230	11,132.67	
1055917	1602264	7/30/2015	230	10,750.30	
1055918	1602265	7/30/2015	230	381.56	
1056688	1602467	7/31/2015	230	13,045,000.00	
1056600	1602389	7/31/2015	230	7,669,383.00	
1056689	1602468	7/31/2015	230	945,798.48	
1056550	1602364	7/31/2015	230	61,435.94	
1056663	1602450	7/31/2015	230	33,254.56	
1056665	1602451	7/31/2015	230	30,495.60	
1056552	1602365	7/31/2015	230	17,792.86	
1056648	1602430	7/31/2015	230	12,349.99	
1056649	1602431	7/31/2015	230	7,600.81	
1056662	1602449	7/31/2015	230	1,665.05	
1056650	1602432	7/31/2015	230	1,643.76	
1056698	152700713	7/31/2015	230		22,000,000.00
1057170	1602540	8/3/2015	230	150,000.00	
1057140	1602536	8/3/2015	230	108,978.81	
1057172	1602565	8/3/2015	230	79,301.73	
1057141	1602537	8/3/2015	230	64,942.04	
1056755	1602493	8/3/2015	230	38,631.90	

Run Date: 6/30/2016
 Run Time: 2:55:37PM

Demand Account Activity

Start Date: 7/1/2015 End Date: 6/30/2016

Page: 4
 User: 0

Jnl. Entry	Ref #	Trx. Date	Ledger	Debit Amount	Credit Amount
1056756	1602494	8/3/2015	230	33,768.15	
1057139	1602535	8/3/2015	230	7,454.27	
1057138	1602534	8/3/2015	230	3,732.26	
1057593	1602707	8/4/2015	230	5,847,920.00	
1057592	1602706	8/4/2015	230	2,102,522.26	
1057480	1602601	8/4/2015	230	116,494.47	
1057555	1602645	8/4/2015	230	45,042.70	
1057481	1602602	8/4/2015	230	14,107.00	
1057553	1602644	8/4/2015	230	51.19	
1057596	152700810	8/4/2015	230		9,000,000.00
1058169	1602823	8/5/2015	230	159,396.00	
1058158	1602814	8/5/2015	230	61,616.00	
1058145	1602780	8/5/2015	230	25,097.16	
1058060	1602723	8/5/2015	230	22,000.00	
1058147	1602782	8/5/2015	230	4,181.32	
1058146	1602781	8/5/2015	230	2,512.67	
1058144	1602779	8/5/2015	230	1,365.14	
1059377	1602957	8/6/2015	230	229,218.00	
1059241	1602858	8/6/2015	230	210,297.26	
1059319	1602935	8/6/2015	230	75,640.14	
1059318	1602934	8/6/2015	230	39,367.39	
1059320	1602936	8/6/2015	230	1,545.54	
1059317	1602933	8/6/2015	230	102.75	
1059755	1603082	8/7/2015	230	98,174.28	
1059614	1602973	8/7/2015	230	79,804.46	
1059714	1603037	8/7/2015	230	20,637.39	
1059637	1602988	8/7/2015	230	12,724.19	
1059715	1603038	8/7/2015	230	206.15	
1059774	15230812	8/7/2015	230		1,000,000.00
1060121	1603145	8/10/2015	230	49,341.37	
1060122	1603146	8/10/2015	230	13,440.00	
1060155	1603168	8/10/2015	230	2,000.00	
1060123	1603147	8/10/2015	230	420.00	
1060505	1603209	8/11/2015	230	159,571.24	
1060620	1603302	8/11/2015	230	69,615.08	
1060591	1603285	8/11/2015	230	28,144.86	
1060501	1603208	8/11/2015	230	245.00	
1061058	1603438	8/12/2015	230	104,040.21	
1060934	1603339	8/12/2015	230	26,049.27	
1061005	1603389	8/12/2015	230	19,914.48	
1061425	1603456	8/13/2015	230	5,333,140.00	
1061485	1603512	8/13/2015	230	55,991.38	
1061484	1603511	8/13/2015	230	10,744.77	
1061445	152700809	8/13/2015	230		6,000,000.00
1062150	1603634	8/14/2015	230	104,061.43	
1062135	1603623	8/14/2015	230	49,622.90	
1062134	1603622	8/14/2015	230	42,733.54	
1062212	1603692	8/14/2015	230	16,059.10	
1062155	1603635	8/14/2015	230	797.63	
1062148	1603633	8/14/2015	230	208.67	
1089943	Back Out Journal Er	8/17/2015	230	25,000,000.00	
1062510	1603745	8/17/2015	230	2,475,636.43	
1062526	1603758	8/17/2015	230	138,640.80	
1062589	1603814	8/17/2015	230	23,000.00	
1062482	1603717	8/17/2015	230	22,000.00	
1062522	1603756	8/17/2015	230	2,568.04	

Run Date: 6/30/2016
 Run Time: 2:55:37PM

Demand Account Activity

Start Date: 7/1/2015 End Date: 6/30/2016

Page: 5
 User: 0

Jnl. Entry	Ref #	Trx. Date	Ledger	Debit Amount	Credit Amount
1062525	1603757	8/17/2015	230	1,144.25	
1062613	152300801	8/17/2015	230		3,000,000.00
1089941	152301001	8/17/2015	230		25,000,000.00
1062928	1603863	8/18/2015	230	207,726.41	
1063051	1603986	8/18/2015	230	117,917.40	
1062984	1603916	8/18/2015	230	54,914.95	
1062927	1603862	8/18/2015	230	7,460.00	
1063046	1603974	8/18/2015	230	3,300.00	
1062983	1603915	8/18/2015	230	161.00	
1062981	1603914	8/18/2015	230	73.56	
1063535	1604095	8/19/2015	230	54,040.00	
1063470	1604036	8/19/2015	230	24,566.39	
1063469	1604035	8/19/2015	230	20,030.34	
1063468	1604034	8/19/2015	230	4,278.20	
1063467	1604033	8/19/2015	230	2,586.52	
1064791	1604229	8/20/2015	230	13,452,495.00	
1064796	1604230	8/20/2015	230	521,890.00	
1064662	1604111	8/20/2015	230	184,215.19	
1064665	1604112	8/20/2015	230	157,271.20	
1064800	1604232	8/20/2015	230	108,646.93	
1064711	1604156	8/20/2015	230	101,512.90	
1064710	1604155	8/20/2015	230	82,002.67	
1064709	1604154	8/20/2015	230	69,528.98	
1064799	1604231	8/20/2015	230	35,344.96	
1064707	1604153	8/20/2015	230	2,499.65	
1064820	152700811	8/20/2015	230		15,000,000.00
1065145	1604255	8/21/2015	230	126,391.05	
1065139	1604254	8/21/2015	230	60,365.39	
1065206	1604300	8/21/2015	230	29,674.19	
1065205	1604299	8/21/2015	230	8,050.83	
1065204	1604298	8/21/2015	230	611.48	
1065807	1604483	8/24/2015	230	37,203.53	
1065761	1604443	8/24/2015	230	35,202.72	
1065760	1604442	8/24/2015	230	4,813.44	
1065759	1604441	8/24/2015	230	1,403.66	
1065758	1604440	8/24/2015	230	118.72	
1065850	1604515	8/25/2015	230	421,108.14	
1066213	1604570	8/25/2015	230	158,398.97	
1066202	1604563	8/25/2015	230	110,652.45	
1066146	1604516	8/25/2015	230	23,679.58	
1066201	1604562	8/25/2015	230	62.19	
1066260	152300801	8/25/2015	230		1,000,000.00
1066603	1604650	8/26/2015	230	251,048.42	
1066301	1604693	8/26/2015	230	103,570.78	
1066602	1604649	8/26/2015	230	550.26	
1066629	1604677	8/26/2015	230	357.40	
1066601	1604648	8/26/2015	230	9.58	
1067079	1604828	8/27/2015	230	109,317.79	
1067007	1604767	8/27/2015	230	15,395.28	
1067006	1604766	8/27/2015	230	8,613.21	
1067005	1604765	8/27/2015	230	5,404.16	
1067004	1604764	8/27/2015	230	48.39	
1067385	1604877	8/28/2015	230	8,385,766.00	
1067444	1604933	8/28/2015	230	264,811.54	
1067387	1604879	8/28/2015	230	33,800.18	
1067491	1604963	8/28/2015	230	8,322.91	

Run Date: 6/30/2016
 Run Time: 2:55:37PM

Demand Account Activity

Start Date: 7/1/2015 End Date: 6/30/2016

Page: 6
 User: 0

Jnl. Entry	Ref #	Trx. Date	Ledger	Debit Amount	Credit Amount
1067443	1604932	8/28/2015	230	5,745.14	
1067386	1604878	8/28/2015	230	4,972.00	
1067494	1604964	8/28/2015	230	300.18	
1067509	152300801	8/28/2015	230		9,000,000.00
1067833	1605032	8/31/2015	230	62,401.16	
1067852	1605031	8/31/2015	230	18,199.38	
1067521	1604980	8/31/2015	230	15,692.86	
1067872	1605030	8/31/2015	230	1,296.60	
1067864	1605029	8/31/2015	230	16.85	
1068205	1605106	9/1/2015	230	284,845.23	
1068292	1605193	9/1/2015	230	110,000.00	
1068251	1605145	9/1/2015	230	109,729.43	
1068204	1605105	9/1/2015	230	81,859.53	
1068263	1605181	9/1/2015	230	50,000.00	
1068250	1605144	9/1/2015	230	44,143.66	
1068249	1605143	9/1/2015	230	761.03	
1068248	1605142	9/1/2015	230	47.21	
1068309	152300901	9/1/2015	230		1,000,000.00
1068636	1605247	9/2/2015	230	76,201.70	
1068660	1605311	9/2/2015	230	59,509.00	
1068684	1605292	9/2/2015	230	22,000.00	
1068634	1605246	9/2/2015	230	5,450.62	
1068633	1605245	9/2/2015	230	851.22	
1068632	1605244	9/2/2015	230	78.61	
1069925	1605425	9/3/2015	230	5,799,795.00	
1069924	1605424	9/3/2015	230	164,238.39	
1068756	1605351	9/3/2015	230	128,974.73	
1069895	1605396	9/3/2015	230	109,027.15	
1069892	1605394	9/3/2015	230	69,867.38	
1069894	1605395	9/3/2015	230	47,252.99	
1069889	1605393	9/3/2015	230	1,545.54	
1069897	1605397	9/3/2015	230	529.38	
1069937	152300901	9/3/2015	230		5,000,000.00
1069923	152300902	9/3/2015	230		1,000,000.00
1070343	1605579	9/4/2015	230	366,814.66	
1070214	1605476	9/4/2015	230	15,159.00	
1070263	1605502	9/4/2015	230	11,354.87	
1070264	1605503	9/4/2015	230	1,966.60	
1070211	1605474	9/4/2015	230	1,083.00	
1070356	152300901	9/4/2015	230		1,000,000.00
1070630	1605607	9/8/2015	230	119,405.18	
1070688	1605656	9/8/2015	230	32,499.51	
1070632	1605608	9/8/2015	230	7,347.80	
1070689	1605657	9/8/2015	230	1,050.31	
1070690	1605658	9/8/2015	230	719.23	
1071170	1605723	9/9/2015	230	248,830.21	
1071234	1605781	9/9/2015	230	243,190.35	
1071169	1605722	9/9/2015	230	90,319.63	
1071168	1605721	9/9/2015	230	14,912.74	
1070750	1605688	9/9/2015	230	5,160.00	
1071233	1605780	9/9/2015	230	933.39	
1071167	1605720	9/9/2015	230	122.94	
1071630	1605904	9/10/2015	230	9,777,355.00	
1071582	1605859	9/10/2015	230	11,474.55	
1071628	1605903	9/10/2015	230	1,639.00	
1071581	1605858	9/10/2015	230	667.05	

Run Date: 6/30/2016
 Run Time: 2:55:37PM

Demand Account Activity

Start Date: 7/1/2015 End Date: 6/30/2016

Page: 7
 User: 0

Jnl. Entry	Ref #	Trx. Date	Ledger	Debit Amount	Credit Amount
1071640	152300901	9/10/2015	230		10,000,000.00
1071659	1605918	9/11/2015	230	82,612.65	
1071661	1605920	9/11/2015	230	24,745.05	
1072015	1605994	9/11/2015	230	23,201.50	
1071660	1605919	9/11/2015	230	17,792.86	
1072016	1605995	9/11/2015	230	12,341.33	
1071662	1605921	9/11/2015	230	3,853.45	
1072017	1605996	9/11/2015	230	1,878.15	
1072365	1606079	9/14/2015	230	41,168.18	
1072447	1606154	9/14/2015	230	22,500.00	
1072444	1606151	9/14/2015	230	22,000.00	
1072366	1606080	9/14/2015	230	1,663.10	
1072445	1606152	9/14/2015	230	395.84	
1073071	1606271	9/15/2015	230	156,527.92	
1073073	1606272	9/15/2015	230	137,200.27	
1073074	1606273	9/15/2015	230	114,401.01	
1073075	1606274	9/15/2015	230	77,000.00	
1073105	1606297	9/15/2015	230	70,259.79	
1073076	1606275	9/15/2015	230	50,589.34	
1073077	1606276	9/15/2015	230	28,392.14	
1073583	1606381	9/16/2015	230	20,878,361.00	
1073585	1606382	9/16/2015	230	8,535,786.20	
1073586	1606383	9/16/2015	230	585,061.00	
1073675	1606428	9/16/2015	230	178,837.83	
1073705	1606432	9/16/2015	230	53,246.00	
1073578	1606376	9/16/2015	230	24,219.15	
1073579	1606377	9/16/2015	230	6,307.65	
1073580	1606378	9/16/2015	230	2,695.61	
1073581	1606379	9/16/2015	230	2,632.43	
1073582	1606380	9/16/2015	230	50.10	
1073607	152300901	9/16/2015	230		31,000,000.00
1075135	1606503	9/17/2015	230	276,000.00	
1075258	1606586	9/17/2015	230	150,000.00	
1075137	1606504	9/17/2015	230	128,995.19	
1075161	1606528	9/17/2015	230	113,168.35	
1075160	1606527	9/17/2015	230	73,650.63	
1075159	1606526	9/17/2015	230	69,604.66	
1075158	1606525	9/17/2015	230	38,130.69	
1075157	1606524	9/17/2015	230	1,545.54	
1075262	152300901	9/17/2015	230		1,000,000.00
1075591	1606633	9/18/2015	230	236,513.46	
1075738	1606721	9/18/2015	230	113,612.61	
1075644	1606684	9/18/2015	230	14,199.63	
1075645	1606685	9/18/2015	230	591.68	
1076060	1606785	9/21/2015	230	151,500.98	
1076042	1606828	9/21/2015	230	21,514.78	
1075782	1606749	9/21/2015	230	16,633.58	
1076046	1606784	9/21/2015	230	3,025.81	
1076154	152300901	9/21/2015	230		1,300,000.00
1076470	1606880	9/22/2015	230	30,258,802.00	
1076490	1606899	9/22/2015	230	223,552.15	
1076503	1606912	9/22/2015	230	101,184.87	
1076504	1606913	9/22/2015	230	63,247.10	
1076505	1606914	9/22/2015	230	66.90	
1076559	152300901	9/22/2015	230		30,000,000.00
1076888	1606988	9/23/2015	230	5,746,970.00	

Run Date: 6/30/2016
 Run Time: 2:55:37PM

Demand Account Activity

Start Date: 7/1/2015 End Date: 6/30/2016

Page: 8
 User: 0

Jnl. Entry	Ref #	Trx. Date	Ledger	Debit Amount	Credit Amount
1076957	1607055	9/23/2015	230	30,105.68	
1076889	1606989	9/23/2015	230	3,458.13	
1076961	1607057	9/23/2015	230	2,998.18	
1076962	1607058	9/23/2015	230	120.11	
1076959	1607056	9/23/2015	230	39.42	
1076912	152300901	9/23/2015	230		6,000,000.00
1077411	1607189	9/24/2015	230	253,055.83	
1077414	1607190	9/24/2015	230	120,436.62	
1077415	1607191	9/24/2015	230	43,419.25	
1077058	1607131	9/24/2015	230	32,353.69	
1077416	1607192	9/24/2015	230	19,466.50	
1077470	1607242	9/24/2015	230	8,000.00	
1077777	1607267	9/25/2015	230	275,106.03	
1077776	1607266	9/25/2015	230	14,680.38	
1077827	1607308	9/25/2015	230	13,116.98	
1077829	1607309	9/25/2015	230	2,915.64	
1077488	152300901	9/25/2015	230		1,000,000.00
1078288	1607490	9/28/2015	230	260,000.00	
1078242	1607449	9/28/2015	230	85,697.69	
1077921	1607383	9/28/2015	230	22,000.00	
1078132	1607384	9/28/2015	230	10,908.00	
1078244	1607451	9/28/2015	230	3,054.21	
1078217	1607425	9/28/2015	230	269.50	
1078245	1607452	9/28/2015	230	160.27	
1078243	1607450	9/28/2015	230	58.49	
1078662	1607575	9/29/2015	230	946,250.62	
1078322	1607508	9/29/2015	230	207,114.83	
1078663	1607576	9/29/2015	230	154,836.20	
1078722	1607639	9/29/2015	230	21,012.50	
1078341	1607509	9/29/2015	230	13,500.00	
1078664	1607577	9/29/2015	230	6,298.29	
1078750	152300901	9/29/2015	230		2,000,000.00
1079101	1607695	9/30/2015	230	7,829,051.00	
1079181	1607749	9/30/2015	230	48,695.00	
1079137	1607716	9/30/2015	230	29,200.58	
1079174	1607742	9/30/2015	230	27,000.00	
1079136	1607715	9/30/2015	230	24,279.28	
1079138	1607717	9/30/2015	230	6,050.42	
1079139	1607718	9/30/2015	230	1,424.64	
1078776	1607674	9/30/2015	230	1,000.00	
1079125	162700908	9/30/2015	230		7,000,000.00
1079326	1607786	10/1/2015	230	176,049.00	
1080494	1607815	10/1/2015	230	110,915.95	
1080535	1607851	10/1/2015	230	69,689.00	
1080492	1607814	10/1/2015	230	54,403.92	
1080490	1607813	10/1/2015	230	28,057.59	
1080499	1607817	10/1/2015	230	14,892.07	
1080090	1607787	10/1/2015	230	4,939.23	
1080497	1607816	10/1/2015	230	1,545.54	
1080553	1607869	10/2/2015	230	340,455.63	
1080657	1607870	10/2/2015	230	100,606.58	
1080737	1607928	10/2/2015	230	9,218.61	
1080658	1607871	10/2/2015	230	5,169.13	
1080732	162701014	10/2/2015	230		1,000,000.00
1081273	1608030	10/5/2015	230	32,222.63	
1081347	1608093	10/5/2015	230	18,817.73	

Run Date: 6/30/2016
 Run Time: 2:55:37PM

Demand Account Activity

Page: 9
 User: 0

Start Date: 7/1/2015 End Date: 6/30/2016

Jnl. Entry	Ref #	Trx. Date	Ledger	Debit Amount	Credit Amount
1081002	1607999	10/5/2015	230	4,514.40	
1081278	1608032	10/5/2015	230	2,203.12	
1081277	1608031	10/5/2015	230	34.26	
1081644	1608119	10/6/2015	230	162,601.56	
1081725	1608183	10/6/2015	230	21,253.51	
1081755	1608199	10/6/2015	230	5,332.00	
1081742	152301001	10/6/2015	230		1,000,000.00
1082191	1608281	10/7/2015	230	116,587.35	
1082190	1608280	10/7/2015	230	18,585.16	
1082187	1608277	10/7/2015	230	6,258.91	
1082189	1608279	10/7/2015	230	420.00	
1082188	1608278	10/7/2015	230	132.41	
1082619	1608416	10/8/2015	230	169,474.97	
1082641	1608439	10/8/2015	230	20,563.94	
1082640	1608438	10/8/2015	230	9,679.90	
1082642	1608440	10/8/2015	230	7,814.28	
1083007	1608524	10/9/2015	230	82,696.61	
1083051	1608567	10/9/2015	230	28,601.33	
1083006	1608523	10/9/2015	230	17,700.87	
1083050	1608566	10/9/2015	230	5,797.62	
1083049	1608565	10/9/2015	230	2,298.66	
1083005	1608522	10/9/2015	230	191.00	
1083052	1608568	10/9/2015	230	61.50	
1083053	1608569	10/9/2015	230	33.31	
1083768	1608804	10/13/2015	230	46,595.97	
1084227	1608984	10/14/2015	230	412,397.68	
1084147	1608911	10/14/2015	230	224,765.62	
1083804	1608879	10/14/2015	230	168,245.96	
1084203	1608965	10/14/2015	230	152,065.13	
1084146	1608910	10/14/2015	230	148,597.64	
1084218	1608978	10/14/2015	230	79,109.84	
1084113	1608880	10/14/2015	230	73,694.19	
1084216	1608977	10/14/2015	230	65,145.76	
1084229	1608985	10/14/2015	230	59,392.00	
1084224	1608982	10/14/2015	230	37,320.02	
1084212	1608973	10/14/2015	230	24,510.61	
1084204	1608966	10/14/2015	230	22,000.00	
1084214	1608975	10/14/2015	230	18,698.01	
1084145	1608909	10/14/2015	230	13,911.44	
1084144	1608908	10/14/2015	230	12,284.40	
1084114	1608881	10/14/2015	230	10,600.00	
1084213	1608974	10/14/2015	230	10,178.19	
1084222	1608981	10/14/2015	230	8,256.62	
1084225	1608983	10/14/2015	230	6,563.38	
1084215	1608976	10/14/2015	230	2,701.53	
1084106	1608878	10/14/2015	230	2,680.98	
1084219	1608979	10/14/2015	230	2,177.82	
1084221	1608980	10/14/2015	230	1,978.48	
1084116	1608882	10/14/2015	230	310.03	
1084148	1608912	10/14/2015	230	110.36	
1084245	152301001	10/14/2015	230		2,000,000.00
1085430	1609013	10/15/2015	230	9,530,200.00	
1085489	1609053	10/15/2015	230	98,044.37	
1085488	1609052	10/15/2015	230	23,735.58	
1085486	1609050	10/15/2015	230	22,901.50	
1085487	1609051	10/15/2015	230	554.25	

Run Date: 6/30/2016
 Run Time: 2:55:37PM

Demand Account Activity

Page: 10
 User: 0

Start Date: 7/1/2015 End Date: 6/30/2016

Jnl. Entry	Ref #	Trx. Date	Ledger	Debit Amount	Credit Amount
1084252	1608998	10/15/2015	230	313.32	
1085588	152301001	10/15/2015	230		9,000,000.00
1086008	1609196	10/16/2015	230	1,096,317.68	
1085966	1609168	10/16/2015	230	434,750.32	
1086028	1609245	10/16/2015	230	25,909.51	
1086020	1609223	10/16/2015	230	12,925.69	
1086011	1609197	10/16/2015	230	8,243.90	
1086051	152301001	10/16/2015	230		2,000,000.00
1086366	1609284	10/19/2015	230	58,988.84	
1086365	1609283	10/19/2015	230	46,185.91	
1086437	1609347	10/19/2015	230	33,874.59	
1086436	1609346	10/19/2015	230	11,313.23	
1086438	1609348	10/19/2015	230	8,902.42	
1086085	1609255	10/19/2015	230	2,037.35	
1086363	1609282	10/19/2015	230	1,207.85	
1086413	1609345	10/19/2015	230	493.05	
1086362	1609281	10/19/2015	230	61.42	
1086771	1609379	10/20/2015	230	341,699.54	
1086803	1609407	10/20/2015	230	96,968.58	
1086809	1609406	10/20/2015	230	68,500.00	
1086850	1609447	10/20/2015	230	66,505.74	
1086773	1609380	10/20/2015	230	59,950.99	
1086806	1609405	10/20/2015	230	40,369.48	
1086844	1609444	10/20/2015	230	27,740.68	
1086849	1609446	10/20/2015	230	7,000.30	
1086848	1609445	10/20/2015	230	3,444.00	
1087338	1609601	10/21/2015	230	303,919.25	
1087350	1609610	10/21/2015	230	213,913.00	
1087255	1609519	10/21/2015	230	105,377.15	
1087205	1609485	10/21/2015	230	8,492.89	
1086888	1609484	10/21/2015	230	5,618.05	
1087250	1609518	10/21/2015	230	3,909.48	
1087253	1609517	10/21/2015	230	1,496.04	
1087252	1609516	10/21/2015	230	149.83	
1087356	152301001	10/21/2015	230		2,000,000.00
1087803	1609724	10/22/2015	230	7,003,565.00	
1087751	1609680	10/22/2015	230	342,439.86	
1087809	1609725	10/22/2015	230	122,988.00	
1087748	1609679	10/22/2015	230	47,486.95	
1087815	1609730	10/22/2015	230	14,080.00	
1087811	1609731	10/22/2015	230	4,463.00	
1087431	1609649	10/22/2015	230	1,000.00	
1087745	1609678	10/22/2015	230	415.69	
1087749	1609677	10/22/2015	230	106.97	
1087802	152301001	10/22/2015	230		7,000,000.00
1088309	1609846	10/23/2015	230	375,000.00	
1088297	1609831	10/23/2015	230	252,501.56	
1088186	1609749	10/23/2015	230	89,202.98	
1088185	1609748	10/23/2015	230	15,692.86	
1088296	1609830	10/23/2015	230	3,317.86	
1088184	1609747	10/23/2015	230	3,134.58	
1088295	1609829	10/23/2015	230	35.44	
1088318	152301001	10/23/2015	230		1,000,000.00
1088771	1609967	10/26/2015	230	82,151.32	
1088707	1609909	10/26/2015	230	22,000.00	
1089359	1610012	10/27/2015	230	7,828,371.00	

Run Date: 6/30/2016
 Run Time: 2:55:37PM

Demand Account Activity

Start Date: 7/1/2015 End Date: 6/30/2016

Page: 11
 User: 0

Jnl. Entry	Ref #	Trx. Date	Ledger	Debit Amount	Credit Amount
1089360	1610013	10/27/2015	230	578,638.00	
1089308	1609983	10/27/2015	230	345,398.54	
1089442	1610081	10/27/2015	230	319,500.00	
1089313	1609988	10/27/2015	230	303,190.28	
1089480	1610107	10/27/2015	230	130,976.11	
1089312	1609987	10/27/2015	230	42,484.92	
1089439	1610080	10/27/2015	230	30,673.10	
1089310	1609985	10/27/2015	230	19,160.31	
1089438	1610079	10/27/2015	230	12,583.87	
1089309	1609984	10/27/2015	230	11,431.00	
1089436	1610078	10/27/2015	230	6,471.70	
1089311	1609986	10/27/2015	230	1,284.85	
1089408	1610077	10/27/2015	230	90.22	
1089477	152301001	10/27/2015	230		9,000,000.00
1089445	152301002	10/27/2015	230		1,000,000.00
1089914	1610209	10/28/2015	230	10,564,653.00	
1089915	1610210	10/28/2015	230	7,981,917.00	
1089916	1610211	10/28/2015	230	7,063,894.00	
1089891	1610208	10/28/2015	230	151,023.04	
1089860	1610160	10/28/2015	230	43,824.00	
1089863	1610163	10/28/2015	230	32,512.12	
1089486	1610112	10/28/2015	230	28,545.66	
1089862	1610162	10/28/2015	230	223.38	
1089861	1610161	10/28/2015	230	184.23	
1089947	152301001	10/28/2015	230		25,000,000.00
1091152	1610309	10/29/2015	230	261,286.30	
1091151	1610308	10/29/2015	230	114,080.29	
1091150	1610307	10/29/2015	230	95,891.34	
1091172	1610336	10/29/2015	230	64,385.78	
1091078	1610250	10/29/2015	230	32,404.00	
1091076	1610249	10/29/2015	230	2,112.20	
1091149	1610306	10/29/2015	230	1,545.55	
1091148	1610305	10/29/2015	230	585.30	
1091108	1610266	10/29/2015	230	420.85	
1091190	152301001	10/29/2015	230		1,000,000.00
1091668	1610472	10/30/2015	230	220,454.60	
1091564	1610379	10/30/2015	230	106,368.72	
1091645	1610450	10/30/2015	230	90,556.64	
1091649	1610454	10/30/2015	230	50,450.73	
1091648	1610453	10/30/2015	230	40,410.35	
1091561	1610377	10/30/2015	230	11,855.92	
1091647	1610452	10/30/2015	230	4,306.49	
1091641	1610449	10/30/2015	230	2,302.61	
1091562	1610378	10/30/2015	230	128.57	
1091646	1610451	10/30/2015	230	94.39	
1091803	1610562	11/2/2015	230	103,269.39	
1091815	1610578	11/2/2015	230	69,297.74	
1091804	1610563	11/2/2015	230	47,558.86	
1091805	1610564	11/2/2015	230	582.06	
1091827	152301001	11/2/2015	230		1,000,000.00
1092383	1610603	11/3/2015	230	133,273.51	
1092495	1610690	11/3/2015	230	100,000.00	
1092454	1610654	11/3/2015	230	59,801.87	
1092452	1610652	11/3/2015	230	46,665.15	
1092453	1610653	11/3/2015	230	36,116.67	
1092507	1610703	11/3/2015	230	14,238.00	

Run Date: 6/30/2016
 Run Time: 2:55:37PM

Demand Account Activity

Start Date: 7/1/2015 End Date: 6/30/2016

Page: 12
 User: 0

Jnl. Entry	Ref #	Trx. Date	Ledger	Debit Amount	Credit Amount
1092838	1610779	11/4/2015	230	152,659.95	
1092918	1610803	11/4/2015	230	121,521.36	
1092891	1610780	11/4/2015	230	22,955.45	
1092897	1610781	11/4/2015	230	19,532.98	
1093314	1610931	11/5/2015	230	54,704.60	
1093294	1610882	11/5/2015	230	18,521.81	
1093295	1610883	11/5/2015	230	11,027.97	
1093296	1610884	11/5/2015	230	483.33	
1093648	1610974	11/6/2015	230	107,588.00	
1093691	1611002	11/6/2015	230	32,282.16	
1093692	1611003	11/6/2015	230	20,098.60	
1093754	1611052	11/6/2015	230	19,441.21	
1093694	1611004	11/6/2015	230	13,589.10	
1093646	1610973	11/6/2015	230	2,550.00	
1093649	1610975	11/6/2015	230	2,394.92	
1093695	1611005	11/6/2015	230	794.74	
1094133	1611184	11/9/2015	230	12,117,909.00	
1094041	1611106	11/9/2015	230	73,398.92	
1094118	1611169	11/9/2015	230	40,440.57	
1094040	1611105	11/9/2015	230	1,673.48	
1094037	1611104	11/9/2015	230	693.88	
1094146	152301102	11/9/2015	230		12,000,000.00
1094132	152301101	11/9/2015	230		1,000,000.00
1094379	1611301	11/10/2015	230	5,854,246.24	
1094313	1611245	11/10/2015	230	152,000.00	
1094246	1611195	11/10/2015	230	142,482.06	
1094376	1611298	11/10/2015	230	40,567.00	
1094317	1611248	11/10/2015	230	32,480.53	
1094336	1611292	11/10/2015	230	22,000.00	
1094316	1611247	11/10/2015	230	12,873.97	
1094158	1611193	11/10/2015	230	8,717.07	
1094314	1611246	11/10/2015	230	6,345.28	
1094244	1611194	11/10/2015	230	4,000.00	
1094405	152301101	11/10/2015	230		6,000,000.00
1095541	1611429	11/12/2015	230	164,674.00	
1095553	1611433	11/12/2015	230	120,000.00	
1095545	1611430	11/12/2015	230	8,000.00	
1095546	1611431	11/12/2015	230	5,795.61	
1095550	1611432	11/12/2015	230	3,306.24	
1095556	1611434	11/12/2015	230	688.40	
1095557	1611435	11/12/2015	230	43.01	
1095715	1611553	11/13/2015	230	479,409.54	
1095654	1611489	11/13/2015	230	107,061.24	
1095707	1611550	11/13/2015	230	105,871.50	
1095710	1611551	11/13/2015	230	41,996.45	
1095730	1611554	11/13/2015	230	18,149.65	
1095713	1611552	11/13/2015	230	1,545.54	
1096301	1611612	11/16/2015	230	3,367,143.00	
1096762	Back Out Journal Er	11/16/2015	230	3,000,000.00	
1096764	Back Out Journal Er	11/16/2015	230	3,000,000.00	
1096766	Back Out Journal Er	11/16/2015	230	2,000,000.00	
1096768	Back Out Journal Er	11/16/2015	230	2,000,000.00	
1096302	1611613	11/16/2015	230	773,653.00	
1096300	1611611	11/16/2015	230	240,024.25	
1096672	1611650	11/16/2015	230	77,276.14	
1096673	1611651	11/16/2015	230	4,266.50	

Run Date: 6/30/2016
 Run Time: 2:55:37PM

Demand Account Activity

Page: 13
 User: 0

Start Date: 7/1/2015 End Date: 6/30/2016

Jnl. Entry	Ref #	Trx. Date	Ledger	Debit Amount	Credit Amount
1096623	1611624	11/16/2015	230	2,302.03	
1096674	1611652	11/16/2015	230	1,995.79	
1096622	1611623	11/16/2015	230	1,535.00	
1096619	1611622	11/16/2015	230	936.18	
1096761	152301101	11/16/2015	230		3,000,000.00
1096740	152301102	11/16/2015	230		3,000,000.00
1096763	Correct Journal Entr	11/16/2015	230		2,000,000.00
1096765	Correct Journal Entr	11/16/2015	230		2,000,000.00
1096767	Correct Journal Entr	11/16/2015	230		2,000,000.00
1096769	Correct Journal Entr	11/16/2015	230		4,000,000.00
1097220	1611863	11/17/2015	230	13,856,988.00	
1097265	1611843	11/17/2015	230	306,000.00	
1097175	1611783	11/17/2015	230	300,764.60	
1097172	1611780	11/17/2015	230	32,491.72	
1097173	1611781	11/17/2015	230	12,498.71	
1097262	1611842	11/17/2015	230	466.89	
1097174	1611782	11/17/2015	230	381.21	
1097906	1611984	11/18/2015	230	110,401.65	
1097824	1611911	11/18/2015	230	18,591.56	
1097825	1611912	11/18/2015	230	11,711.24	
1097886	1611968	11/18/2015	230	5,000.00	
1097285	152301101	11/18/2015	230		14,000,000.00
1098263	1612041	11/19/2015	230	25,082.61	
1098261	1612039	11/19/2015	230	24,651.64	
1098216	1611997	11/19/2015	230	9,500.00	
1098308	1612095	11/19/2015	230	573.18	
1098262	1612040	11/19/2015	230	294.17	
1098617	1612140	11/20/2015	230	204,709.80	
1098683	1612183	11/20/2015	230	167,613.39	
1098684	1612184	11/20/2015	230	45,230.21	
1098619	1612142	11/20/2015	230	15,692.86	
1098618	1612141	11/20/2015	230	7,834.03	
1099215	1612364	11/23/2015	230	114,111.47	
1099148	1612303	11/23/2015	230	85,669.68	
1099217	1612365	11/23/2015	230	49,647.00	
1098776	1612262	11/23/2015	230	22,000.00	
1099591	1612458	11/24/2015	230	327,645.65	
1099444	1612377	11/24/2015	230	203,319.00	
1099647	1612520	11/24/2015	230	157,000.00	
1099592	1612459	11/24/2015	230	99,233.76	
1099593	1612460	11/24/2015	230	10,787.39	
1099594	1612461	11/24/2015	230	6,423.84	
1100121	1612666	11/25/2015	230	4,920,829.00	
1100039	1612605	11/25/2015	230	273,459.59	
1100037	1612603	11/25/2015	230	70,482.65	
1099983	1612594	11/25/2015	230	68,642.11	
1100036	1612602	11/25/2015	230	32,658.58	
1100038	1612604	11/25/2015	230	2,184.10	
1100133	152301101	11/25/2015	230		7,000,000.00
1101087	1612709	11/30/2015	230	331,043.51	
1101062	1612687	11/30/2015	230	229,998.67	
1101086	1612708	11/30/2015	230	118,567.84	
1101085	1612707	11/30/2015	230	84,282.81	
1101056	1612686	11/30/2015	230	34,885.21	
1101632	1612816	12/1/2015	230	89,844.14	
1101686	1612864	12/1/2015	230	59,986.34	

Run Date: 6/30/2016
 Run Time: 2:55:37PM

Demand Account Activity

Start Date: 7/1/2015 End Date: 6/30/2016

Page: 14
 User: 0

Jnl. Entry	Ref #	Trx. Date	Ledger	Debit Amount	Credit Amount
1101665	1612849	12/1/2015	230	57,101.51	
1101660	1612848	12/1/2015	230	11,561.28	
1101683	1612860	12/1/2015	230	8,859.62	
1101684	1612861	12/1/2015	230	7,911.00	
1101595	1612847	12/1/2015	230	1,168.01	
1101405	1612775	12/1/2015	230	325.44	
1101682	152301201	12/1/2015	230		1,000,000.00
1102060	1612943	12/2/2015	230	505,534.53	
1102059	1612942	12/2/2015	230	20,969.35	
1101990	1612888	12/2/2015	230	1,912.20	
1102004	1612941	12/2/2015	230	489.27	
1102076	162701214	12/2/2015	230		1,000,000.00
1102528	1613056	12/3/2015	230	26,550.18	
1102503	1613038	12/3/2015	230	10,059.61	
1102502	1613037	12/3/2015	230	7,300.28	
1102529	1613057	12/3/2015	230	3,893.60	
1102995	1613258	12/4/2015	230	3,447,909.00	
1102883	1613145	12/4/2015	230	98,900.04	
1102996	1613259	12/4/2015	230	53,299.00	
1102931	1613197	12/4/2015	230	15,396.50	
1102884	1613146	12/4/2015	230	6,903.57	
1102932	1613198	12/4/2015	230	5,808.24	
1102981	1613243	12/4/2015	230	4,459.80	
1102992	1613255	12/4/2015	230	1,053.00	
1103009	152301201	12/4/2015	230		4,000,000.00
1103382	1613360	12/7/2015	230	200,000.00	
1103361	1613349	12/7/2015	230	43,173.30	
1103339	1613359	12/7/2015	230	41,000.00	
1103027	1613272	12/7/2015	230	17,792.86	
1103365	1613351	12/7/2015	230	17,324.27	
1103363	1613350	12/7/2015	230	323.49	
1103761	1613454	12/8/2015	230	496,087.50	
1103699	1613402	12/8/2015	230	93,625.25	
1103724	1613469	12/8/2015	230	73,031.92	
1103776	1613470	12/8/2015	230	47,757.52	
1103619	1613393	12/8/2015	230	22,000.00	
1103777	1613471	12/8/2015	230	14,075.23	
1103778	1613472	12/8/2015	230	6,749.65	
1103700	1613403	12/8/2015	230	5,974.31	
1103701	1613404	12/8/2015	230	4,805.00	
1103840	152301201	12/8/2015	230		1,000,000.00
1104270	1613617	12/9/2015	230	6,004,602.37	
1104271	1613618	12/9/2015	230	4,466,902.00	
1104239	1613594	12/9/2015	230	654,123.73	
1104240	1613595	12/9/2015	230	151,026.67	
1104193	1613565	12/9/2015	230	49,280.00	
1104192	1613564	12/9/2015	230	6,502.53	
1104238	1613593	12/9/2015	230	1,462.05	
1104285	152301201	12/9/2015	230		11,000,000.00
1105582	1613793	12/10/2015	230	177,500.00	
1105527	1613744	12/10/2015	230	107,870.01	
1105525	1613742	12/10/2015	230	73,118.11	
1105529	1613746	12/10/2015	230	32,184.78	
1105449	1613671	12/10/2015	230	6,274.98	
1105524	1613741	12/10/2015	230	5,938.00	
1105526	1613743	12/10/2015	230	1,545.55	

Run Date: 6/30/2016
 Run Time: 2:55:37PM

Demand Account Activity

Page: 15
 User: 0

Start Date: 7/1/2015 End Date: 6/30/2016

Jnl. Entry	Ref #	Trx. Date	Ledger	Debit Amount	Credit Amount
1105528	1613745	12/10/2015	230	494.85	
1105887	1613834	12/11/2015	230	197,707.49	
1105874	1613822	12/11/2015	230	58,493.55	
1105886	1613833	12/11/2015	230	29,991.64	
1105888	1613835	12/11/2015	230	2,313.00	
1105875	1613823	12/11/2015	230	500.00	
1105885	1613832	12/11/2015	230	368.07	
1105873	1613821	12/11/2015	230	109.60	
1106019	152301201	12/11/2015	230		1,000,000.00
1106342	1613993	12/14/2015	230	368,607.90	
1106420	1614060	12/14/2015	230	291,874.37	
1106392	1614039	12/14/2015	230	259,164.12	
1106341	1613992	12/14/2015	230	39,614.18	
1106393	1614040	12/14/2015	230	10,600.00	
1106391	1614038	12/14/2015	230	6,237.95	
1106033	1613954	12/14/2015	230	3,532.81	
1106390	1614037	12/14/2015	230	230.54	
1106340	1613991	12/14/2015	230	19.60	
1106421	162701212	12/14/2015	230		1,000,000.00
1106739	1614086	12/15/2015	230	292,263.11	
1106909	1614218	12/15/2015	230	146,647.08	
1106819	1614149	12/15/2015	230	33,694.85	
1106746	1614148	12/15/2015	230	6,804.67	
1106737	1614085	12/15/2015	230	2,203.71	
1107272	1614265	12/16/2015	230	491,990.00	
1107270	1614264	12/16/2015	230	19,248.95	
1107269	1614263	12/16/2015	230	999.22	
1107268	1614262	12/16/2015	230	95.84	
1107379	152301202	12/16/2015	230		1,000,000.00
1108134	1614447	12/17/2015	230	150,000.00	
1108151	1614458	12/17/2015	230	45,276.03	
1108165	1614475	12/17/2015	230	34,526.06	
1108077	1614457	12/17/2015	230	25,739.64	
1108149	1614456	12/17/2015	230	17,354.00	
1107988	1614331	12/17/2015	230	15,692.86	
1108145	1614455	12/17/2015	230	3,840.33	
1107994	1614332	12/17/2015	230	3,598.46	
1108477	1614488	12/18/2015	230	566,604.96	
1108570	1614557	12/18/2015	230	487,345.39	
1108568	1614556	12/18/2015	230	59,768.05	
1108634	1614616	12/18/2015	230	22,000.00	
1108473	1614487	12/18/2015	230	4,922.40	
1108565	1614555	12/18/2015	230	946.71	
1108564	1614554	12/18/2015	230	824.34	
1108637	152301201	12/18/2015	230		1,000,000.00
1109075	1614749	12/21/2015	230	12,814,364.00	
1109076	1614750	12/21/2015	230	113,451.00	
1109005	1614695	12/21/2015	230	39,536.46	
1108966	1614660	12/21/2015	230	22,000.00	
1108965	1614659	12/21/2015	230	11,329.03	
1109006	1614696	12/21/2015	230	9,799.93	
1109007	1614697	12/21/2015	230	1,289.84	
1109069	152301201	12/21/2015	230		13,000,000.00
1109106	1614779	12/22/2015	230	161,907.15	
1109532	1614886	12/22/2015	230	155,000.00	
1109524	1614883	12/22/2015	230	75,089.98	

Run Date: 6/30/2016
 Run Time: 2:55:37PM

Demand Account Activity

Page: 16
 User: 0

Start Date: 7/1/2015 End Date: 6/30/2016

Jnl. Entry	Ref #	Trx. Date	Ledger	Debit Amount	Credit Amount
1109105	1614778	12/22/2015	230	54,546.00	
1109479	1614846	12/22/2015	230	16,837.59	
1109478	1614845	12/22/2015	230	7,325.67	
1109480	1614847	12/22/2015	230	66.14	
1109526	152301201	12/22/2015	230		1,000,000.00
1110668	1614957	12/23/2015	230	381,794.83	
1110602	1614901	12/23/2015	230	89,320.96	
1110601	1614900	12/23/2015	230	26,210.64	
1110730	1615017	12/23/2015	230	24,727.69	
1110604	1614903	12/23/2015	230	5,567.42	
1110667	1614956	12/23/2015	230	4,732.58	
1110603	1614902	12/23/2015	230	1,541.83	
1110665	1614955	12/23/2015	230	1,230.25	
1110664	1614954	12/23/2015	230	37.08	
1110740	152301201	12/23/2015	230		500,000.00
1111206	1615070	12/28/2015	230	106,471.85	
1111205	1615069	12/28/2015	230	99,825.05	
1111204	1615068	12/28/2015	230	37,540.33	
1111160	1615037	12/28/2015	230	10,269.42	
1111203	1615067	12/28/2015	230	1,438.15	
1111202	1615066	12/28/2015	230	542.42	
1111750	Back Out Journal Er	12/29/2015	230	780,000.00	
1111302	1615138	12/29/2015	230	238,361.54	
1111703	1615236	12/29/2015	230	53,232.88	
1111695	1615237	12/29/2015	230	36,597.33	
1111705	1615238	12/29/2015	230	33,926.35	
1111707	1615240	12/29/2015	230	20,562.58	
1111717	1615248	12/29/2015	230	8,500.06	
1111304	1615139	12/29/2015	230	3,350.86	
1111706	1615239	12/29/2015	230	1,000.00	
1111296	1615130	12/29/2015	230	552.59	
1111748	1627012	12/29/2015	230		780,000.00
1112174	1615350	12/30/2015	230	5,494,339.00	
1112126	1615308	12/30/2015	230	71,182.98	
1112173	1615349	12/30/2015	230	10,898.01	
1112127	1615309	12/30/2015	230	7,775.09	
1112128	1615310	12/30/2015	230	2,457.38	
1112204	Correct Journal Entr	12/30/2015	230		6,000,000.00
1112600	1615402	12/31/2015	230	390,744.25	
1112598	1615401	12/31/2015	230	16,278.01	
1112597	1615400	12/31/2015	230	12,977.50	
1112596	1615399	12/31/2015	230	5,442.19	
1112705	1615472	12/31/2015	230	1,932.20	
1113006	1615517	1/4/2016	230	289,493.10	
1113007	1615518	1/4/2016	230	133,644.52	
1112974	1615493	1/4/2016	230	20,000.00	
1112976	1615495	1/4/2016	230	18,773.12	
1112975	1615494	1/4/2016	230	16,092.38	
1113008	1615519	1/4/2016	230	1,417.48	
1113009	1615520	1/4/2016	230	151.40	
1113075	162300101	1/4/2016	230		1,000,000.00
1113233	1615679	1/5/2016	230	325,000.00	
1113116	1615572	1/5/2016	230	105,351.44	
1113152	1615603	1/5/2016	230	39,409.80	
1113092	1615567	1/5/2016	230	22,000.00	
1113153	1615604	1/5/2016	230	395.70	

Run Date: 6/30/2016
 Run Time: 2:55:37PM

Demand Account Activity

Page: 17
 User: 0

Start Date: 7/1/2015 End Date: 6/30/2016

Jnl. Entry	Ref #	Trx. Date	Ledger	Debit Amount	Credit Amount
1113895	1615809	1/6/2016	230	155,012.15	
1113870	1615798	1/6/2016	230	73,915.00	
1113487	1615808	1/6/2016	230	24,764.73	
1113780	1615721	1/6/2016	230	22,000.00	
1113833	1615763	1/6/2016	230	19,322.80	
1113834	1615764	1/6/2016	230	11,328.27	
1113835	1615765	1/6/2016	230	5,549.22	
1113836	1615766	1/6/2016	230	41.49	
1113837	1615767	1/6/2016	230	12.10	
1113909	162300101	1/6/2016	230		1,000,000.00
1115220	1615953	1/7/2016	230	7,834,191.00	
1115221	1615954	1/7/2016	230	163,882.00	
1115213	1615948	1/7/2016	230	98,897.91	
1115109	1615854	1/7/2016	230	82,000.00	
1115244	1615973	1/7/2016	230	58,858.80	
1115214	1615949	1/7/2016	230	43,494.36	
1115216	1615950	1/7/2016	230	39,165.01	
1115224	1615956	1/7/2016	230	20,000.00	
1115218	1615951	1/7/2016	230	18,343.14	
1115223	1615955	1/7/2016	230	7,398.60	
1115219	1615952	1/7/2016	230	1,545.55	
1115259	162300101	1/7/2016	230		8,000,000.00
1115560	1616002	1/8/2016	230	202,712.78	
1115606	1616052	1/8/2016	230	15,395.12	
1115601	1616026	1/8/2016	230	12,192.83	
1115602	1616027	1/8/2016	230	9,789.27	
1115632	1616053	1/8/2016	230	6,457.61	
1115603	1616028	1/8/2016	230	6,055.01	
1115565	1616003	1/8/2016	230	2,296.36	
1115566	1616004	1/8/2016	230	1,610.00	
1115633	1616054	1/8/2016	230	277.12	
1116071	1616190	1/11/2016	230	159,185.66	
1116100	1616225	1/11/2016	230	100,000.00	
1116068	1616189	1/11/2016	230	32,798.31	
1116067	1616188	1/11/2016	230	13,465.12	
1115725	1616124	1/11/2016	230	2,178.26	
1116065	1616187	1/11/2016	230	420.00	
1116127	163000112	1/11/2016	230		1,000,000.00
1116136	1616234	1/12/2016	230	464,233.09	
1116503	1616336	1/12/2016	230	50,001.65	
1116458	1616272	1/12/2016	230	20,598.49	
1116508	1616338	1/12/2016	230	16,812.54	
1116155	1616237	1/12/2016	230	12,808.66	
1116457	1616271	1/12/2016	230	11,972.31	
1116153	1616235	1/12/2016	230	10,000.00	
1116154	1616236	1/12/2016	230	3,800.00	
1116505	1616337	1/12/2016	230	3,441.00	
1116456	1616270	1/12/2016	230	200.56	
1116459	1616273	1/12/2016	230	141.67	
1116910	1616400	1/13/2016	230	11,760,933.53	
1116908	1616398	1/13/2016	230	1,887,168.00	
1116909	1616399	1/13/2016	230	13,600.00	
1116929	1616413	1/13/2016	230	13,362.65	
1116928	1616412	1/13/2016	230	6,008.76	
1116563	1616357	1/13/2016	230	3,248.00	
1116927	1616411	1/13/2016	230	2,910.15	

Run Date: 6/30/2016
 Run Time: 2:55:37PM

Demand Account Activity

Page: 18
 User: 0

Start Date: 7/1/2015 End Date: 6/30/2016

Jnl. Entry	Ref #	Trx. Date	Ledger	Debit Amount	Credit Amount
1116867	1616358	1/13/2016	230	840.00	
1116926	1616410	1/13/2016	230	71.74	
1116925	1616409	1/13/2016	230	35.30	
1116564	162300101	1/13/2016	230		14,000,000.00
1117438	1616551	1/14/2016	230	352,965.05	
1117549	1616632	1/14/2016	230	158,534.99	
1117436	1616550	1/14/2016	230	15,689.71	
1117495	1616622	1/14/2016	230	906.00	
1117430	1616604	1/14/2016	230	325.38	
1117433	1616549	1/14/2016	230	313.95	
1117837	1616656	1/15/2016	230	79,892.06	
1117967	1616763	1/15/2016	230	60,644.77	
1118020	1616814	1/15/2016	230	21,000.00	
1117839	1616655	1/15/2016	230	15,680.30	
1117838	1616654	1/15/2016	230	13,341.48	
1118009	1616803	1/15/2016	230	11,197.18	
1117841	1616657	1/15/2016	230	3,248.00	
1117964	1616760	1/15/2016	230	3,102.75	
1117966	1616762	1/15/2016	230	1,153.10	
1117965	1616761	1/15/2016	230	433.55	
1117575	1616653	1/15/2016	230	244.99	
1118021	162700111	1/15/2016	230		1,000,000.00
1118309	1616829	1/19/2016	230	231,286.31	
1118445	1616940	1/19/2016	230	22,000.00	
1118444	1616939	1/19/2016	230	19,121.25	
1118038	1616828	1/19/2016	230	11,772.55	
1118414	1616874	1/19/2016	230	3,544.49	
1118334	1616873	1/19/2016	230	1,733.25	
1118793	1617090	1/20/2016	230	8,675,595.00	
1118917	1617079	1/20/2016	230	152,549.26	
1118916	1617078	1/20/2016	230	78,268.72	
1118795	1616993	1/20/2016	230	72,933.85	
1118880	1617080	1/20/2016	230	49,948.00	
1118797	1616995	1/20/2016	230	34,820.03	
1118912	1617091	1/20/2016	230	23,304.00	
1118794	1616992	1/20/2016	230	5,882.27	
1118751	1616954	1/20/2016	230	3,279.90	
1118469	1616953	1/20/2016	230	1,995.00	
1118796	1616994	1/20/2016	230	67.51	
1118823	162300101	1/20/2016	230		8,000,000.00
1120194	1617211	1/21/2016	230	621,086.00	
1118932	1617099	1/21/2016	230	129,000.00	
1120108	1617140	1/21/2016	230	108,149.62	
1120107	1617139	1/21/2016	230	58,202.76	
1120192	1617210	1/21/2016	230	29,140.77	
1120105	1617138	1/21/2016	230	27,266.13	
1120187	1617206	1/21/2016	230	17,062.25	
1120188	1617207	1/21/2016	230	14,530.82	
1120190	1617209	1/21/2016	230	8,168.12	
1120189	1617208	1/21/2016	230	6,430.44	
1120104	1617137	1/21/2016	230	1,545.54	
1120103	1617136	1/21/2016	230	530.66	
1120196	162300101	1/21/2016	230		2,000,000.00
1120762	1617383	1/25/2016	230	250,000.00	
1120225	1617236	1/25/2016	230	138,598.91	
1120761	1617382	1/25/2016	230	138,234.10	

Run Date: 6/30/2016
 Run Time: 2:55:37PM

Demand Account Activity

Page: 19
 User: 0

Start Date: 7/1/2015 End Date: 6/30/2016

Jnl. Entry	Ref #	Trx. Date	Ledger	Debit Amount	Credit Amount
1120671	1617305	1/25/2016	230	21,795.22	
1120672	1617306	1/25/2016	230	7,694.84	
1120673	1617307	1/25/2016	230	3,830.89	
1120760	1617381	1/25/2016	230	1,125.50	
1120674	1617308	1/25/2016	230	37.79	
1120735	162300101	1/25/2016	230		1,000,000.00
1121183	1617504	1/26/2016	230	412,327.81	
1121221	1617518	1/26/2016	230	299,885.52	
1121201	1617503	1/26/2016	230	49,179.05	
1121218	1617516	1/26/2016	230	16,200.00	
1121178	1617502	1/26/2016	230	11,167.50	
1121090	1617401	1/26/2016	230	5,324.18	
1121219	1617517	1/26/2016	230	1,428.00	
1121177	1617501	1/26/2016	230	736.06	
1121688	1617595	1/27/2016	230	571,986.90	
1121690	1617597	1/27/2016	230	105,359.02	
1121689	1617596	1/27/2016	230	75,857.24	
1121749	1617655	1/27/2016	230	50,000.00	
1121631	1617551	1/27/2016	230	1,289.20	
1121741	162300101	1/27/2016	230		1,000,000.00
1122189	1617783	1/28/2016	230	19,384.86	
1122187	1617782	1/28/2016	230	16,679.20	
1122185	1617781	1/28/2016	230	5,431.61	
1122182	1617780	1/28/2016	230	1,678.26	
1122177	1617779	1/28/2016	230	736.93	
1122072	1617690	1/28/2016	230	522.95	
1122696	1617825	1/29/2016	230	5,629,214.00	
1122735	1617869	1/29/2016	230	303,007.14	
1122669	1617816	1/29/2016	230	186,801.28	
1122686	1617939	1/29/2016	230	100,000.00	
1122798	1617941	1/29/2016	230	74,509.72	
1122734	1617868	1/29/2016	230	35,980.49	
1122697	1617826	1/29/2016	230	19,552.00	
1122672	1617819	1/29/2016	230	18,512.88	
1122732	1617867	1/29/2016	230	14,480.71	
1122671	1617818	1/29/2016	230	2,304.71	
1122670	1617817	1/29/2016	230	2,205.00	
1122837	162700112	1/29/2016	230		7,000,000.00
1123122	1617973	2/1/2016	230	432,328.37	
1123137	1617988	2/1/2016	230	42,165.47	
1122888	1617960	2/1/2016	230	22,000.00	
1123167	1618010	2/1/2016	230	22,000.00	
1123136	1617987	2/1/2016	230	1,410.99	
1123134	1617986	2/1/2016	230	197.38	
1123584	1618150	2/2/2016	230	158,891.66	
1123524	1618089	2/2/2016	230	53,852.45	
1123523	1618088	2/2/2016	230	39,159.23	
1123583	1618149	2/2/2016	230	10,814.15	
1123184	1618020	2/2/2016	230	6,000.00	
1123526	1618091	2/2/2016	230	4,916.95	
1123525	1618090	2/2/2016	230	311.28	
1124027	1618273	2/3/2016	230	3,972,576.00	
1123977	1618229	2/3/2016	230	840,316.45	
1123976	1618228	2/3/2016	230	453,172.42	
1123979	1618255	2/3/2016	230	157,114.84	
1124013	1618260	2/3/2016	230	97,635.41	

Run Date: 6/30/2016
 Run Time: 2:55:37PM

Demand Account Activity

Start Date: 7/1/2015 End Date: 6/30/2016

Page: 20
 User: 0

Jnl. Entry	Ref #	Trx. Date	Ledger	Debit Amount	Credit Amount
1124005	1618253	2/3/2016	230	57,552.00	
1124028	1618274	2/3/2016	230	1,012.00	
1123892	1618170	2/3/2016	230	737.50	
1123975	1618227	2/3/2016	230	315.32	
1124008	1623000201	2/3/2016	230		6,000,000.00
1125162	1618367	2/4/2016	230	123,919.55	
1125163	1618368	2/4/2016	230	70,723.52	
1125164	1618369	2/4/2016	230	48,073.52	
1125165	1618370	2/4/2016	230	32,023.95	
1125166	1618371	2/4/2016	230	1,545.54	
1125487	1618445	2/5/2016	230	59,584.00	
1125564	1618495	2/5/2016	230	6,721.44	
1125489	1618446	2/5/2016	230	4,071.52	
1125563	1618494	2/5/2016	230	1,172.72	
1125991	1618648	2/8/2016	230	234,060.29	
1125975	1618638	2/8/2016	230	61,191.26	
1125974	1618639	2/8/2016	230	49,356.81	
1125976	1618640	2/8/2016	230	2,715.78	
1126003	1623000201	2/8/2016	230		1,000,000.00
1126331	1618712	2/9/2016	230	224,341.79	
1126376	1618779	2/9/2016	230	65,483.95	
1126375	1618778	2/9/2016	230	62,682.13	
1126366	1618777	2/9/2016	230	36,218.98	
1126381	1618776	2/9/2016	230	14,556.89	
1126332	1618713	2/9/2016	230	3,757.00	
1126380	1618775	2/9/2016	230	420.00	
1126382	1618780	2/9/2016	230	129.80	
1126892	1618966	2/10/2016	230	3,820,784.00	
1126893	1618967	2/10/2016	230	29,413.00	
1126848	1618930	2/10/2016	230	17,951.32	
1126847	1618931	2/10/2016	230	3,712.00	
1126891	1618965	2/10/2016	230	2,000.00	
1126878	1623000201	2/10/2016	230		4,000,000.00
1127300	1619087	2/11/2016	230	150,000.00	
1127160	1618978	2/11/2016	230	50,141.87	
1127289	1619082	2/11/2016	230	17,088.52	
1127294	1619083	2/11/2016	230	11,582.23	
1127174	1618979	2/11/2016	230	420.00	
1127296	1619084	2/11/2016	230	256.06	
1127297	1619085	2/11/2016	230	155.07	
1127185	1618990	2/11/2016	230	118.29	
1127299	1619086	2/11/2016	230	41.00	
1127593	1619129	2/12/2016	230	261,037.17	
1127736	1619243	2/12/2016	230	81,550.89	
1127739	1619245	2/12/2016	230	18,000.00	
1127594	1619130	2/12/2016	230	15,679.98	
1127595	1619131	2/12/2016	230	725.00	
1127737	1619244	2/12/2016	230	482.67	
1127596	1619132	2/12/2016	230	203.00	
1127792	1619270	2/16/2016	230	205,794.07	
1128039	1619349	2/16/2016	230	29,286.37	
1127791	1619269	2/16/2016	230	22,000.00	
1128099	1619343	2/16/2016	230	11,886.14	
1128104	1619346	2/16/2016	230	7,001.29	
1128101	1619344	2/16/2016	230	5,090.68	
1128102	1619345	2/16/2016	230	37.57	

Run Date: 6/30/2016
 Run Time: 2:55:37PM

Demand Account Activity

Page: 21
 User: 0

Start Date: 7/1/2015 End Date: 6/30/2016

Jnl. Entry	Ref #	Trx. Date	Ledger	Debit Amount	Credit Amount
1128129	162300201	2/16/2016	230		1,000,000.00
1128559	1619496	2/17/2016	230	155,905.92	
1128522	1619484	2/17/2016	230	58,689.04	
1128565	1619497	2/17/2016	230	48,605.00	
1128526	1619485	2/17/2016	230	19,745.22	
1128530	1619486	2/17/2016	230	5,226.45	
1128532	1619487	2/17/2016	230	1,101.07	
1128456	1619405	2/17/2016	230	70.31	
1130179	1619661	2/18/2016	230	968,303.34	
1130021	1619526	2/18/2016	230	265,385.51	
1130120	1619642	2/18/2016	230	187,931.14	
1130172	1619662	2/18/2016	230	121,530.79	
1130022	1619527	2/18/2016	230	84,534.70	
1130178	1619663	2/18/2016	230	35,595.40	
1130138	1619643	2/18/2016	230	34,473.05	
1128828	1619524	2/18/2016	230	25,000.00	
1130141	1619644	2/18/2016	230	21,005.29	
1130144	1619645	2/18/2016	230	19,695.50	
1130147	1619646	2/18/2016	230	12,502.44	
1130150	1619647	2/18/2016	230	6,655.00	
1130020	1619525	2/18/2016	230	2,486.00	
1130182	1619664	2/18/2016	230	1,614.41	
1130183	1619665	2/18/2016	230	607.13	
1130205	162300201	2/18/2016	230		2,000,000.00
1130677	Back Out Journal Er	2/19/2016	230	8,000,000.00	
1130662	1619832	2/19/2016	230	7,400,328.00	
1130666	1619834	2/19/2016	230	733,715.00	
1130538	1619726	2/19/2016	230	414,267.76	
1130664	1619833	2/19/2016	230	38,626.00	
1130615	1619810	2/19/2016	230	24,390.81	
1130539	1619727	2/19/2016	230	2,406.66	
1130660	1619831	2/19/2016	230	1,304.00	
1130619	1619811	2/19/2016	230	1,276.59	
1130649	162300201	2/19/2016	230		8,000,000.00
1130678	Correct Journal Entr	2/19/2016	230		8,000,000.00
1131123	1619979	2/22/2016	230	1,772,562.21	
1131042	1619912	2/22/2016	230	66,144.78	
1131043	1619913	2/22/2016	230	46,950.84	
1131044	1619914	2/22/2016	230	9,023.97	
1131082	1619951	2/22/2016	230	4,896.57	
1130699	1619848	2/22/2016	230	1,509.50	
1131045	1619915	2/22/2016	230	548.99	
1131117	162300201	2/22/2016	230		2,000,000.00
1131491	1620014	2/23/2016	230	429,888.24	
1131640	1620125	2/23/2016	230	146,207.97	
1131573	1620063	2/23/2016	230	66,462.57	
1131571	1620061	2/23/2016	230	37,725.41	
1131520	1620015	2/23/2016	230	5,071.56	
1131572	1620062	2/23/2016	230	61.72	
1131646	162300201	2/23/2016	230		1,000,000.00
1132020	1620201	2/24/2016	230	479,910.33	
1131951	1620154	2/24/2016	230	8,879.49	
1132021	1620202	2/24/2016	230	3,608.95	
1131677	1620153	2/24/2016	230	2,700.00	
1132022	1620203	2/24/2016	230	2,607.80	
1132079	162300201	2/24/2016	230		1,000,000.00

Run Date: 6/30/2016
 Run Time: 2:55:37PM

Demand Account Activity

Page: 22
 User: 0

Start Date: 7/1/2015 End Date: 6/30/2016

Jnl. Entry	Ref #	Trx. Date	Ledger	Debit Amount	Credit Amount
1132460	1620374	2/25/2016	230	4,272,384.00	
1132461	1620375	2/25/2016	230	225,090.00	
1132391	1620315	2/25/2016	230	11,833.05	
1132390	1620314	2/25/2016	230	11,527.80	
1132467	162300201	2/25/2016	230		4,000,000.00
1132819	1620440	2/26/2016	230	305,548.56	
1132776	1620404	2/26/2016	230	50,007.62	
1132789	1620417	2/26/2016	230	50,000.00	
1132777	1620405	2/26/2016	230	16,058.86	
1132774	1620402	2/26/2016	230	10,000.00	
1132773	1620401	2/26/2016	230	3,613.39	
1132775	1620403	2/26/2016	230	2,434.59	
1132818	1620439	2/26/2016	230	225.13	
1132817	1620438	2/26/2016	230	32.28	
1132913	162300201	2/26/2016	230		1,000,000.00
1133387	1620543	2/29/2016	230	162,623.41	
1133428	1620614	2/29/2016	230	29,425.87	
1133398	1620544	2/29/2016	230	22,000.00	
1133493	1620616	2/29/2016	230	3,714.34	
1133492	1620615	2/29/2016	230	32.93	
1133494	1620617	2/29/2016	230	21.59	
1133821	1620678	3/1/2016	230	419,154.27	
1133906	1620748	3/1/2016	230	313,981.40	
1133824	1620680	3/1/2016	230	272,206.36	
1133909	1620749	3/1/2016	230	65,011.77	
1133847	1620700	3/1/2016	230	52,160.00	
1133701	1620677	3/1/2016	230	22,000.00	
1133911	1620750	3/1/2016	230	5,124.34	
1133822	1620679	3/1/2016	230	1,860.00	
1133914	1620751	3/1/2016	230	318.09	
1133887	162300301	3/1/2016	230		1,000,000.00
1134268	1620828	3/2/2016	230	407,927.70	
1134316	1620871	3/2/2016	230	158,329.96	
1134274	1620870	3/2/2016	230	68,995.87	
1134266	1620826	3/2/2016	230	52,875.55	
1134269	1620829	3/2/2016	230	36,088.08	
1134252	1620800	3/2/2016	230	15,499.67	
1134267	1620827	3/2/2016	230	6,601.67	
1134325	162300301	3/2/2016	230		1,000,000.00
1134355	1620890	3/3/2016	230	165,000.00	
1135453	1620946	3/3/2016	230	120,437.46	
1135455	1620948	3/3/2016	230	79,776.61	
1135456	1620949	3/3/2016	230	70,125.25	
1135454	1620947	3/3/2016	230	1,545.53	
1135452	1620945	3/3/2016	230	560.98	
1135292	1620891	3/3/2016	230	51.06	
1135937	1621145	3/4/2016	230	174,590.11	
1135898	1621111	3/4/2016	230	143,465.62	
1135811	1621045	3/4/2016	230	23,227.57	
1135810	1621044	3/4/2016	230	10,001.00	
1135899	1621112	3/4/2016	230	1,922.10	
1135940	1621147	3/4/2016	230	276.98	
1135939	1621146	3/4/2016	230	94.00	
1136333	1621278	3/7/2016	230	6,316,074.00	
1136343	1621272	3/7/2016	230	300,000.00	
1136278	1621209	3/7/2016	230	61,757.91	

Run Date: 6/30/2016
 Run Time: 2:55:37PM

Demand Account Activity

Page: 23
 User: 0

Start Date: 7/1/2015 End Date: 6/30/2016

Jnl. Entry	Ref #	Trx. Date	Ledger	Debit Amount	Credit Amount
1136270	1621208	3/7/2016	230	32,363.89	
1136268	1621207	3/7/2016	230	13,108.00	
1136232	1621177	3/7/2016	230	10,263.29	
1136267	1621206	3/7/2016	230	129.13	
1136349	162300301	3/7/2016	230		7,000,000.00
1136639	1621310	3/8/2016	230	249,071.34	
1136691	1621368	3/8/2016	230	99,803.46	
1136647	1621356	3/8/2016	230	50,000.00	
1136693	1621370	3/8/2016	230	48,824.05	
1136692	1621369	3/8/2016	230	35,949.53	
1136696	162300301	3/8/2016	230		1,000,000.00
1137128	1621518	3/9/2016	230	16,896.43	
1137032	1621439	3/9/2016	230	16,891.00	
1137127	1621517	3/9/2016	230	2,625.93	
1137649	1621722	3/10/2016	230	46,579.39	
1137537	1621628	3/10/2016	230	22,797.89	
1137536	1621627	3/10/2016	230	15,928.05	
1137535	1621626	3/10/2016	230	10,530.25	
1137484	1621570	3/10/2016	230	8,424.69	
1137648	1621721	3/10/2016	230	600.00	
1137534	1621625	3/10/2016	230	78.05	
1138008	1621757	3/11/2016	230	7,444,810.17	
1138006	1621755	3/11/2016	230	7,284,482.00	
1138009	1621758	3/11/2016	230	556,506.00	
1138011	1621760	3/11/2016	230	338,630.91	
1138017	1621764	3/11/2016	230	81,747.54	
1138007	1621756	3/11/2016	230	74,512.00	
1138010	1621759	3/11/2016	230	17,942.59	
1138016	1621763	3/11/2016	230	2,846.55	
1138110	1621846	3/11/2016	230	221.66	
1138085	162300301	3/11/2016	230		16,000,000.00
1138535	1621997	3/14/2016	230	50,000.00	
1138464	1621933	3/14/2016	230	47,108.79	
1138531	1621996	3/14/2016	230	22,000.00	
1138397	1621879	3/14/2016	230	22,000.00	
1138395	1621878	3/14/2016	230	19,500.00	
1138396	1621877	3/14/2016	230	12,584.76	
1138463	1621932	3/14/2016	230	1,047.48	
1138832	1622010	3/15/2016	230	152,275.86	
1138897	1622067	3/15/2016	230	147,198.17	
1138965	1622129	3/15/2016	230	50,558.00	
1138899	1622069	3/15/2016	230	37,179.05	
1138900	1622070	3/15/2016	230	4,785.79	
1138833	1622011	3/15/2016	230	2,450.00	
1138895	1622065	3/15/2016	230	849.52	
1138898	1622068	3/15/2016	230	32.35	
1138896	1622066	3/15/2016	230	1.00	
1139293	1622240	3/16/2016	230	9,329,809.00	
1139264	1622239	3/16/2016	230	217,140.16	
1139298	1622243	3/16/2016	230	158,086.33	
1139231	1622195	3/16/2016	230	54,329.98	
1139295	1622241	3/16/2016	230	33,915.00	
1139230	1622194	3/16/2016	230	24,485.35	
1139229	1622193	3/16/2016	230	21,658.34	
1139178	1622149	3/16/2016	230	4,166.40	
1139296	1622242	3/16/2016	230	1,528.01	

Run Date: 6/30/2016
 Run Time: 2:55:37PM

Demand Account Activity

Start Date: 7/1/2015 End Date: 6/30/2016

Page: 24
 User: 0

Jnl. Entry	Ref #	Trx. Date	Ledger	Debit Amount	Credit Amount
1139314	162600302	3/16/2016	230		10,000,000.00
1139290	162300301	3/16/2016	230		50,000.00
1139960	1622359	3/17/2016	230	134,527.00	
1139959	1622358	3/17/2016	230	126,234.82	
1140014	1622407	3/17/2016	230	100,715.40	
1139881	1622289	3/17/2016	230	50,000.00	
1139958	1622357	3/17/2016	230	43,327.84	
1139957	1622356	3/17/2016	230	1,545.55	
1139956	1622355	3/17/2016	230	718.70	
1141088	1622452	3/18/2016	230	281,397.88	
1141140	1622496	3/18/2016	230	21,179.98	
1141087	1622451	3/18/2016	230	6,531.22	
1141139	1622495	3/18/2016	230	1,566.43	
1141136	1622493	3/18/2016	230	1,075.29	
1141138	1622494	3/18/2016	230	54.24	
1141223	162300301	3/18/2016	230		1,000,000.00
1141605	1622676	3/21/2016	230	71,071.10	
1141677	1622712	3/21/2016	230	50,000.00	
1141560	1622610	3/21/2016	230	9,934.08	
1141604	1622675	3/21/2016	230	1,170.12	
1141603	1622674	3/21/2016	230	106.93	
1141742	1622741	3/22/2016	230	321,794.40	
1142132	1622823	3/22/2016	230	257,000.00	
1142130	1622822	3/22/2016	230	99,885.93	
1142069	1622786	3/22/2016	230	51,337.26	
1142068	1622785	3/22/2016	230	28,471.70	
1141743	1622742	3/22/2016	230	7,518.14	
1142067	1622784	3/22/2016	230	1,722.79	
1142066	1622783	3/22/2016	230	40.64	
1142113	162300301	3/22/2016	230		1,000,000.00
1142572	Back Out Journal Er	3/23/2016	230	36,000,000.00	
1142553	1622968	3/23/2016	230	30,236,400.00	
1142554	1622969	3/23/2016	230	6,289,404.00	
1142555	1622970	3/23/2016	230	189,499.00	
1142533	1622948	3/23/2016	230	13,392.51	
1142534	1622949	3/23/2016	230	2,812.16	
1142536	1622950	3/23/2016	230	64.79	
1142537	1622951	3/23/2016	230	42.48	
1142557	162300301	3/23/2016	230		36,000,000.00
1142962	1623085	3/24/2016	230	315,230.50	
1142920	1623043	3/24/2016	230	29,944.34	
1142963	1623086	3/24/2016	230	18,435.55	
1142918	1623041	3/24/2016	230	7,011.90	
1142919	1623042	3/24/2016	230	3,312.50	
1142964	1623087	3/24/2016	230	1,221.39	
1142585	162300301	3/24/2016	230		36,000,000.00
1142985	162300302	3/24/2016	230		1,000,000.00
1143269	1623140	3/25/2016	230	368,289.84	
1143272	1623141	3/25/2016	230	15,692.86	
1143308	1623169	3/25/2016	230	10,607.86	
1143307	1623168	3/25/2016	230	6,962.70	
1143274	1623142	3/25/2016	230	1,793.39	
1143306	1623167	3/25/2016	230	1,129.05	
1143711	1623295	3/28/2016	230	1,084,973.20	
1143394	1623245	3/28/2016	230	74,280.88	
1143762	1623337	3/28/2016	230	30,640.93	

Run Date: 6/30/2016
 Run Time: 2:55:37PM

Demand Account Activity

Page: 25
 User: 0

Start Date: 7/1/2015 End Date: 6/30/2016

Jnl. Entry	Ref #	Trx. Date	Ledger	Debit Amount	Credit Amount
1143759	1623336	3/28/2016	230	30,000.00	
1143699	1623326	3/28/2016	230	22,000.00	
1143712	1623296	3/28/2016	230	4,597.59	
1143713	1623297	3/28/2016	230	400.20	
1143714	1623298	3/28/2016	230	373.44	
1143716	1623299	3/28/2016	230	30.78	
1143769	162300301	3/28/2016	230		1,000,000.00
1144102	1623382	3/29/2016	230	204,125.60	
1144156	1623431	3/29/2016	230	54,193.48	
1144157	1623432	3/29/2016	230	51,257.94	
1144208	1623471	3/29/2016	230	21,000.00	
1144103	1623383	3/29/2016	230	5,011.30	
1144158	1623433	3/29/2016	230	4,294.15	
1144159	1623434	3/29/2016	230	19.89	
1144160	1623435	3/29/2016	230	15.40	
1144196	162300301	3/29/2016	230		1,000,000.00
1144546	1623494	3/30/2016	230	5,703,065.00	
1144632	1623568	3/30/2016	230	155,751.50	
1144544	1623488	3/30/2016	230	48,672.00	
1144577	1623519	3/30/2016	230	21,779.71	
1144578	1623520	3/30/2016	230	309.09	
1144627	162300301	3/30/2016	230		6,000,000.00
1145922	1623745	3/31/2016	230	211,681.60	
1145788	1623636	3/31/2016	230	135,837.65	
1145789	1623637	3/31/2016	230	70,134.27	
1145790	1623638	3/31/2016	230	45,049.67	
1145924	1623746	3/31/2016	230	35,362.36	
1145792	1623639	3/31/2016	230	1,545.54	
1145794	1623640	3/31/2016	230	661.46	
1146580	1623788	4/1/2016	230	104,925.33	
1146617	1623812	4/1/2016	230	35,214.02	
1146585	1623789	4/1/2016	230	26,064.72	
1146618	1623813	4/1/2016	230	1,876.61	
1146586	1623790	4/1/2016	230	1,629.59	
1146619	1623814	4/1/2016	230	244.89	
1147069	1623940	4/4/2016	230	30,507.31	
1146709	1623875	4/4/2016	230	26,323.70	
1147071	1623941	4/4/2016	230	248.55	
1147072	1623942	4/4/2016	230	124.38	
1147412	1623989	4/5/2016	230	142,864.21	
1147471	1624023	4/5/2016	230	81,130.19	
1147510	1624059	4/5/2016	230	68,972.02	
1147472	1624024	4/5/2016	230	37,558.35	
1147473	1624025	4/5/2016	230	22,300.23	
1147413	1623990	4/5/2016	230	654.92	
1147511	162300401	4/5/2016	230		1,000,000.00
1147926	1624194	4/6/2016	230	12,074,006.00	
1147927	1624195	4/6/2016	230	185,613.00	
1147923	1624191	4/6/2016	230	75,307.09	
1147924	1624192	4/6/2016	230	72,637.74	
1147855	1624132	4/6/2016	230	61,756.33	
1147856	1624133	4/6/2016	230	55,096.94	
1147925	1624193	4/6/2016	230	41,646.37	
1147857	1624134	4/6/2016	230	13,211.06	
1147858	1624135	4/6/2016	230	1,846.44	
1147941	162300402	4/6/2016	230		9,000,000.00

Run Date: 6/30/2016
 Run Time: 2:55:37PM

Demand Account Activity

Start Date: 7/1/2015 End Date: 6/30/2016

Page: 26
 User: 0

Jnl. Entry	Ref #	Trx. Date	Ledger	Debit Amount	Credit Amount
1147917	162300401	4/6/2016	230		3,000,000.00
1148279	1624252	4/7/2016	230	77,100.00	
1148280	1624253	4/7/2016	230	60,909.80	
1148340	1624311	4/7/2016	230	40,138.99	
1148341	1624312	4/7/2016	230	38,159.10	
1148342	1624313	4/7/2016	230	14,417.93	
1148369	1624334	4/7/2016	230	7,140.00	
1148343	1624314	4/7/2016	230	157.60	
1148372	162300401	4/7/2016	230		1,000,000.00
1148769	1624385	4/8/2016	230	129,974.59	
1148783	1624464	4/8/2016	230	67,078.85	
1148776	1624386	4/8/2016	230	17,792.86	
1148832	1624433	4/8/2016	230	8,615.27	
1148837	1624434	4/8/2016	230	3,050.81	
1148841	1624435	4/8/2016	230	2,326.75	
1148777	1624387	4/8/2016	230	2,289.00	
1149246	1624589	4/11/2016	230	49,633.78	
1149199	1624529	4/11/2016	230	22,000.00	
1149207	1624534	4/11/2016	230	12,619.02	
1149253	1624590	4/11/2016	230	6,275.91	
1149210	1624535	4/11/2016	230	1,116.93	
1149223	1624591	4/11/2016	230	838.49	
1149302	1624620	4/11/2016	230	458.00	
1149227	1624592	4/11/2016	230	103.55	
1149229	1624593	4/11/2016	230	61.50	
1149609	1624658	4/12/2016	230	7,289,877.00	
1149694	1624734	4/12/2016	230	170,677.71	
1149601	1624656	4/12/2016	230	168,207.24	
1149663	1624707	4/12/2016	230	60,589.95	
1149691	1624733	4/12/2016	230	60,000.00	
1149695	1624735	4/12/2016	230	48,034.00	
1149608	1624657	4/12/2016	230	1,935.00	
1149717	162300401	4/12/2016	230		8,000,000.00
1150136	1624840	4/13/2016	230	154,753.07	
1150105	1624812	4/13/2016	230	51,498.46	
1150108	1624813	4/13/2016	230	18,014.19	
1150072	1624782	4/13/2016	230	4,961.06	
1151385	1624990	4/14/2016	230	11,681,199.00	
1151299	1624994	4/14/2016	230	131,657.56	
1151308	1624920	4/14/2016	230	97,120.22	
1151403	1624995	4/14/2016	230	77,762.87	
1151405	1624996	4/14/2016	230	60,922.03	
1151407	1624997	4/14/2016	230	45,820.48	
1151400	1624991	4/14/2016	230	25,696.00	
1151417	1625002	4/14/2016	230	23,786.03	
1151415	1625001	4/14/2016	230	12,171.54	
1151414	1625000	4/14/2016	230	10,888.47	
1151412	1624999	4/14/2016	230	8,367.19	
1151409	1624998	4/14/2016	230	6,845.72	
1151401	1624992	4/14/2016	230	2,599.59	
1151402	1624993	4/14/2016	230	2,388.84	
1151309	1624921	4/14/2016	230	2,230.00	
1151413	162300401	4/14/2016	230		12,000,000.00
1151904	1625186	4/15/2016	230	200,000.00	
1151905	1625187	4/15/2016	230	184,343.34	
1151895	1625182	4/15/2016	230	182,503.55	

Run Date: 6/30/2016
 Run Time: 2:55:37PM

Demand Account Activity

Page: 27
 User: 0

Start Date: 7/1/2015 End Date: 6/30/2016

Jnl. Entry	Ref #	Trx. Date	Ledger	Debit Amount	Credit Amount
1151763	1625074	4/15/2016	230	28,539.58	
1151901	1625183	4/15/2016	230	10,807.18	
1151902	1625184	4/15/2016	230	7,768.07	
1151903	1625185	4/15/2016	230	1,545.54	
1151764	1625075	4/15/2016	230	185.00	
1151912	162700412	4/15/2016	230		1,000,000.00
1152359	1625291	4/18/2016	230	672,789.63	
1152364	1625296	4/18/2016	230	35,352.23	
1152261	1625217	4/18/2016	230	13,465.92	
1152360	1625292	4/18/2016	230	10,086.35	
1152361	1625293	4/18/2016	230	2,237.51	
1152714	1625315	4/19/2016	230	536,387.28	
1152755	1625380	4/19/2016	230	87,887.30	
1152790	1625379	4/19/2016	230	2,870.10	
1152718	1625316	4/19/2016	230	2,599.00	
1152788	1625377	4/19/2016	230	1,079.98	
1152789	1625378	4/19/2016	230	123.07	
1152863	162300401	4/19/2016	230		1,000,000.00
1153274	1625558	4/20/2016	230	10,307,969.00	
1153275	1625559	4/20/2016	230	199,441.00	
1153270	1625554	4/20/2016	230	61,957.73	
1153273	1625557	4/20/2016	230	49,075.22	
1153271	1625555	4/20/2016	230	9,331.32	
1153209	1625507	4/20/2016	230	3,626.84	
1153208	1625506	4/20/2016	230	2,686.91	
1153272	1625556	4/20/2016	230	2,363.37	
1153207	1625505	4/20/2016	230	2,012.10	
1153291	162300401	4/20/2016	230		11,000,000.00
1153718	1625703	4/21/2016	230	602,491.00	
1153717	1625702	4/21/2016	230	74,560.39	
1153713	1625699	4/21/2016	230	52,465.62	
1153712	1625698	4/21/2016	230	46,380.28	
1153715	1625700	4/21/2016	230	40,847.34	
1153659	1625662	4/21/2016	230	24,832.05	
1153716	1625701	4/21/2016	230	4,719.88	
1153656	1625659	4/21/2016	230	4,560.52	
1153658	1625661	4/21/2016	230	1,421.79	
1153657	1625660	4/21/2016	230	1,281.45	
1153700	162300401	4/21/2016	230		1,000,000.00
1153776	1625727	4/22/2016	230	276,701.15	
1153769	1625725	4/22/2016	230	100,000.00	
1154090	1625767	4/22/2016	230	25,925.80	
1153778	1625729	4/22/2016	230	22,181.39	
1153775	1625726	4/22/2016	230	15,692.86	
1154091	1625768	4/22/2016	230	3,956.80	
1153777	1625728	4/22/2016	230	2,475.00	
1154089	1625766	4/22/2016	230	1,758.99	
1154088	1625765	4/22/2016	230	55.76	
1154087	1625764	4/22/2016	230	53.77	
1154235	1625899	4/25/2016	230	22,000.00	
1154658	1626011	4/25/2016	230	20,000.00	
1154603	1625964	4/25/2016	230	10,617.05	
1154576	1625937	4/25/2016	230	1,252.90	
1154577	1625938	4/25/2016	230	656.75	
1154575	1625936	4/25/2016	230	122.81	
1155021	1626107	4/26/2016	230	694,606.33	

Run Date: 6/30/2016
 Run Time: 2:55:37PM

Demand Account Activity

Page: 28
 User: 0

Start Date: 7/1/2015 End Date: 6/30/2016

Jnl. Entry	Ref #	Trx. Date	Ledger	Debit Amount	Credit Amount
1154703	1626035	4/26/2016	230	283,866.00	
1155029	1626108	4/26/2016	230	256,287.99	
1155019	1626106	4/26/2016	230	60,178.21	
1154704	1626036	4/26/2016	230	2,475.00	
1154987	1626070	4/26/2016	230	580.10	
1155014	1626105	4/26/2016	230	83.74	
1155072	162300401	4/26/2016	230		1,000,000.00
1155395	1626167	4/27/2016	230	9,572,797.00	
1155512	1626263	4/27/2016	230	300,000.00	
1155492	1626248	4/27/2016	230	153,230.84	
1155515	1626264	4/27/2016	230	72,795.47	
1155498	1626265	4/27/2016	230	50,011.00	
1155412	1626226	4/27/2016	230	23,030.71	
1155393	1626166	4/27/2016	230	5,699.95	
1155471	1626227	4/27/2016	230	47.80	
1155526	162300401	4/27/2016	230		11,000,000.00
1156713	1626369	4/28/2016	230	284,062.76	
1156709	1626366	4/28/2016	230	211,606.14	
1156743	1626392	4/28/2016	230	168,000.00	
1156710	1626367	4/28/2016	230	144,732.00	
1156728	1626396	4/28/2016	230	96,671.43	
1155552	1626279	4/28/2016	230	93,282.52	
1156708	1626365	4/28/2016	230	72,337.99	
1156746	1626393	4/28/2016	230	12,738.53	
1156748	1626394	4/28/2016	230	12,330.52	
1156711	1626368	4/28/2016	230	2,723.14	
1156751	1626395	4/28/2016	230	2,192.05	
1156777	162300401	4/28/2016	230		1,000,000.00
1157332	1626433	4/29/2016	230	134,129.64	
1157412	1626495	4/29/2016	230	10,703.11	
1157405	1626493	4/29/2016	230	795.51	
1157411	1626494	4/29/2016	230	554.61	
1156994	1626432	4/29/2016	230	546.00	
1157778	1626598	5/2/2016	230	7,500,000.00	
1157745	1626572	5/2/2016	230	175,070.00	
1157547	1626571	5/2/2016	230	175,070.00	
1157777	1626597	5/2/2016	230	16,804.39	
1157776	1626596	5/2/2016	230	989.49	
1157775	1626595	5/2/2016	230	793.26	
1157774	1626594	5/2/2016	230	49.53	
1157820	162300501	5/2/2016	230		8,000,000.00
1158090	1626658	5/3/2016	230	67,813.36	
1158153	1626713	5/3/2016	230	60,265.44	
1158152	1626712	5/3/2016	230	57,170.85	
1158151	1626711	5/3/2016	230	8,129.67	
1158098	1626657	5/3/2016	230	203.00	
1158662	1626879	5/4/2016	230	394,706.29	
1158553	1626782	5/4/2016	230	125,952.57	
1158678	1626886	5/4/2016	230	9,095.00	
1158663	1626876	5/4/2016	230	7,610.92	
1158664	1626877	5/4/2016	230	4,685.72	
1158666	1626878	5/4/2016	230	51.73	
1158975	1626912	5/5/2016	230	13,737,606.00	
1158977	1626913	5/5/2016	230	179,419.00	
1159036	1626967	5/5/2016	230	48,931.71	
1159037	1626968	5/5/2016	230	43,270.81	

Run Date: 6/30/2016
 Run Time: 2:55:37PM

Demand Account Activity

Page: 29
 User: 0

Start Date: 7/1/2015 End Date: 6/30/2016

Jnl. Entry	Ref #	Trx. Date	Ledger	Debit Amount	Credit Amount
1159038	1626969	5/5/2016	230	6,959.98	
1159039	1626970	5/5/2016	230	420.00	
1159040	1626971	5/5/2016	230	152.39	
1159122	162300501	5/5/2016	230		14,000,000.00
1159168	1627055	5/6/2016	230	104,244.00	
1159513	1627164	5/6/2016	230	93,660.00	
1159169	1627056	5/6/2016	230	60,719.82	
1159165	1627052	5/6/2016	230	17,792.86	
1159428	1627095	5/6/2016	230	8,511.55	
1159164	1627051	5/6/2016	230	2,480.35	
1159427	1627094	5/6/2016	230	2,261.49	
1159426	1627093	5/6/2016	230	985.26	
1159469	162300501	5/6/2016	230		1,000,000.00
1159863	1627265	5/9/2016	230	57,956.37	
1159537	1627188	5/9/2016	230	44,077.50	
1159873	1627266	5/9/2016	230	30,000.00	
1159782	1627189	5/9/2016	230	22,000.00	
1159876	1627267	5/9/2016	230	21,000.00	
1159837	1627236	5/9/2016	230	1,184.85	
1159835	1627235	5/9/2016	230	943.25	
1160160	1627292	5/10/2016	230	129,392.61	
1160237	1627349	5/10/2016	230	39,027.97	
1160157	1627291	5/10/2016	230	3,305.16	
1160236	1627348	5/10/2016	230	5.67	
1160676	1627503	5/11/2016	230	151,685.28	
1160319	1627419	5/11/2016	230	6,689.17	
1160639	1627470	5/11/2016	230	1,531.91	
1160640	1627471	5/11/2016	230	264.04	
1160643	1627473	5/11/2016	230	52.10	
1160642	1627472	5/11/2016	230	40.71	
1161957	1627665	5/12/2016	230	8,912,085.00	
1161951	1627664	5/12/2016	230	819,347.00	
1161879	1627598	5/12/2016	230	164,347.42	
1161880	1627599	5/12/2016	230	96,292.17	
1161878	1627597	5/12/2016	230	81,701.15	
1161877	1627596	5/12/2016	230	61,467.01	
1161771	1627517	5/12/2016	230	49,454.00	
1161876	1627595	5/12/2016	230	23,809.24	
1161874	1627594	5/12/2016	230	1,567.54	
1161838	162300501	5/12/2016	230		10,000,000.00
1162352	1627762	5/13/2016	230	156,053.70	
1162265	1627685	5/13/2016	230	122,594.06	
1162350	1627761	5/13/2016	230	52,485.18	
1162398	1627806	5/13/2016	230	32,657.81	
1162272	1627686	5/13/2016	230	265.00	
1162361	1627776	5/13/2016	230	240.61	
1162412	162300501	5/13/2016	230		1,000,000.00
1162745	1627881	5/16/2016	230	594,430.02	
1162688	1627834	5/16/2016	230	9,714.41	
1162431	1627824	5/16/2016	230	800.00	
1162744	1627880	5/16/2016	230	685.19	
1162743	1627879	5/16/2016	230	95.77	
1163770	1628037	5/17/2016	230	266,152.28	
1163647	1627933	5/17/2016	230	129,659.68	
1163706	1627984	5/17/2016	230	42,271.33	
1163707	1627985	5/17/2016	230	4,645.89	

Run Date: 6/30/2016
 Run Time: 2:55:37PM

Demand Account Activity

Page: 30
 User: 0

Start Date: 7/1/2015 End Date: 6/30/2016

Jnl. Entry	Ref #	Trx. Date	Ledger	Debit Amount	Credit Amount
1163651	1627986	5/17/2016	230	217.77	
1163709	1627987	5/17/2016	230	71.85	
1163776	162300501	5/17/2016	230		1,000,000.00
1164381	1628209	5/18/2016	230	22,380,012.00	
1164382	1628211	5/18/2016	230	6,729,954.38	
1164384	1628210	5/18/2016	230	196,037.00	
1164320	1628161	5/18/2016	230	129,409.43	
1164341	1628180	5/18/2016	230	53,653.00	
1164321	1628162	5/18/2016	230	4,584.66	
1164328	1628163	5/18/2016	230	209.37	
1164793	1628322	5/19/2016	230	187,710.18	
1164789	1628317	5/19/2016	230	24,126.70	
1164790	1628318	5/19/2016	230	21,922.26	
1164791	1628319	5/19/2016	230	1,499.78	
1164792	1628320	5/19/2016	230	328.65	
1164732	162700506	5/19/2016	230		30,000,000.00
1165135	1628392	5/20/2016	230	605,753.37	
1165269	1628482	5/20/2016	230	305,000.00	
1165207	1628430	5/20/2016	230	102,204.75	
1165271	1628483	5/20/2016	230	56,820.88	
1165138	1628393	5/20/2016	230	16,151.88	
1165139	1628394	5/20/2016	230	15,499.33	
1165208	1628431	5/20/2016	230	14,137.19	
1165209	1628432	5/20/2016	230	117.31	
1165142	1628395	5/20/2016	230	96.03	
1165283	162300501	5/20/2016	230		1,000,000.00
1165615	1628560	5/23/2016	230	203,964.34	
1165614	1628559	5/23/2016	230	42,541.27	
1165696	1628620	5/23/2016	230	30,000.00	
1165711	1628630	5/23/2016	230	22,000.00	
1165710	1628629	5/23/2016	230	20,000.00	
1165613	1628558	5/23/2016	230	5,964.57	
1165339	1628523	5/23/2016	230	3,650.33	
1166193	1628770	5/24/2016	230	12,451,153.00	
1166073	1628674	5/24/2016	230	242,094.00	
1166126	1628720	5/24/2016	230	110,146.58	
1166127	1628721	5/24/2016	230	50,761.03	
1166074	1628675	5/24/2016	230	8,133.00	
1166129	1628722	5/24/2016	230	6,631.92	
1166075	1628676	5/24/2016	230	5,930.65	
1166131	1628723	5/24/2016	230	569.87	
1166168	162300501	5/24/2016	230		13,000,000.00
1166681	1628903	5/25/2016	230	333,974.83	
1166686	1628908	5/25/2016	230	47,436.95	
1166682	1628904	5/25/2016	230	17,875.54	
1166683	1628905	5/25/2016	230	3,181.11	
1166684	1628906	5/25/2016	230	1,545.88	
1167866	1629058	5/26/2016	230	170,315.78	
1166746	1628945	5/26/2016	230	153,706.53	
1167872	1629063	5/26/2016	230	107,324.40	
1167867	1629059	5/26/2016	230	83,826.05	
1167878	1629070	5/26/2016	230	54,698.89	
1166743	1628944	5/26/2016	230	49,973.00	
1167868	1629060	5/26/2016	230	32,129.73	
1167865	1629057	5/26/2016	230	2,597.84	
1167870	1629061	5/26/2016	230	1,599.82	

Run Date: 6/30/2016
 Run Time: 2:55:37PM

Demand Account Activity

Page: 31
 User: 0

Start Date: 7/1/2015 End Date: 6/30/2016

Jnl. Entry	Ref #	Trx. Date	Ledger	Debit Amount	Credit Amount
1167871	1629062	5/26/2016	230	749.58	
1167888	162300501	5/26/2016	230		1,000,000.00
1168406	1629184	5/27/2016	230	94,197.81	
1168327	1629114	5/27/2016	230	50,566.74	
1168408	1629185	5/27/2016	230	5,063.51	
1168328	1629115	5/27/2016	230	1,768.59	
1168409	1629186	5/27/2016	230	162.80	
1168410	1629187	5/27/2016	230	19.06	
1168437	1629208	5/31/2016	230	57,046.00	
1168859	1629250	5/31/2016	230	15,876.85	
1168861	1629251	5/31/2016	230	11,958.49	
1168788	1629209	5/31/2016	230	4,895.37	
1168863	1629252	5/31/2016	230	63.84	
1168974	1629318	6/1/2016	230	128,312.82	
1169254	1629344	6/1/2016	230	70,432.37	
1168995	1629333	6/1/2016	230	27,890.42	
1169256	1629346	6/1/2016	230	18,476.14	
1169004	1629383	6/1/2016	230	7,729.77	
1169255	1629345	6/1/2016	230	862.04	
1169252	1629343	6/1/2016	230	487.52	
1169688	1629483	6/2/2016	230	410,429.45	
1169684	1629480	6/2/2016	230	99,350.52	
1169619	1629421	6/2/2016	230	39,707.22	
1169686	1629482	6/2/2016	230	14,987.13	
1169685	1629481	6/2/2016	230	3,868.51	
1169611	1629404	6/2/2016	230	1,965.00	
1169683	1629509	6/2/2016	230	1,000.00	
1169642	1629479	6/2/2016	230	44.21	
1169740	162300601	6/2/2016	230		1,000,000.00
1170156	1629667	6/3/2016	230	10,265,680.00	
1170163	1629666	6/3/2016	230	157,218.00	
1170098	1629619	6/3/2016	230	52,347.75	
1170101	1629625	6/3/2016	230	33,738.86	
1170102	1629621	6/3/2016	230	17,794.38	
1170099	1629624	6/3/2016	230	8,949.17	
1170090	1629622	6/3/2016	230	311.13	
1170097	1629623	6/3/2016	230	234.60	
1170100	1629620	6/3/2016	230	178.00	
1170146	162300601	6/3/2016	230		11,000,000.00
1170496	1629744	6/6/2016	230	243,414.97	
1170539	1629786	6/6/2016	230	22,000.00	
1170440	1629692	6/6/2016	230	12,874.13	
1170497	1629745	6/6/2016	230	1,571.95	
1170501	1629746	6/6/2016	230	1,016.11	
1171051	1629942	6/7/2016	230	200,000.00	
1170918	1629831	6/7/2016	230	79,526.13	
1170981	1629889	6/7/2016	230	79,035.31	
1171041	1629941	6/7/2016	230	58,442.69	
1170995	1629890	6/7/2016	230	4,807.32	
1170979	1629887	6/7/2016	230	4,065.36	
1170996	1629891	6/7/2016	230	1,825.45	
1170980	1629888	6/7/2016	230	137.95	
1171406	1629983	6/8/2016	230	342,235.00	
1171553	1630113	6/8/2016	230	149,287.47	
1171551	1630112	6/8/2016	230	93,659.50	
1171404	1629982	6/8/2016	230	67,819.00	

Run Date: 6/30/2016
 Run Time: 2:55:37PM

Demand Account Activity

Page: 32
 User: 0

Start Date: 7/1/2015 End Date: 6/30/2016

Jnl. Entry	Ref #	Trx. Date	Ledger	Debit Amount	Credit Amount
1171471	1630049	6/8/2016	230	7,102.08	
1171491	1630050	6/8/2016	230	2,296.51	
1171494	1630051	6/8/2016	230	40.00	
1171558	162300601	6/8/2016	230		1,000,000.00
1172776	1630262	6/9/2016	230	9,331,554.00	
1172775	1630261	6/9/2016	230	7,279,333.36	
1172685	1630182	6/9/2016	230	173,811.52	
1172687	1630184	6/9/2016	230	89,095.12	
1172688	1630185	6/9/2016	230	55,549.19	
1172682	1630162	6/9/2016	230	14,431.29	
1171595	1630125	6/9/2016	230	13,085.53	
1172686	1630183	6/9/2016	230	3,003.82	
1172684	1630181	6/9/2016	230	898.32	
1172746	162300601	6/9/2016	230		17,000,000.00
1173316	1630416	6/10/2016	230	1,203,317.74	
1173214	1630331	6/10/2016	230	906,364.81	
1172817	1630287	6/10/2016	230	131,993.13	
1173212	1630329	6/10/2016	230	86,889.45	
1173283	1630412	6/10/2016	230	49,682.98	
1173164	1630288	6/10/2016	230	10,832.56	
1173211	1630328	6/10/2016	230	2,784.39	
1173213	1630330	6/10/2016	230	483.20	
1173315	162300601	6/10/2016	230		2,000,000.00
1174033	1630458	6/13/2016	230	658,918.00	
1174145	1630554	6/13/2016	230	228,326.70	
1174103	1630530	6/13/2016	230	61,744.27	
1173350	1630447	6/13/2016	230	9,576.22	
1173347	1630446	6/13/2016	230	6,549.78	
1174107	1630532	6/13/2016	230	694.06	
1174105	1630531	6/13/2016	230	277.54	
1174097	1630529	6/13/2016	230	44.35	
1174126	162300601	6/13/2016	230		1,000,000.00
1174163	1630571	6/14/2016	230	148,861.13	
1174535	1630620	6/14/2016	230	122,066.12	
1174169	1630572	6/14/2016	230	18,706.44	
1174533	1630618	6/14/2016	230	1,961.89	
1174534	1630619	6/14/2016	230	20.08	
1174620	162300601	6/14/2016	230		1,000,000.00
1174640	1630702	6/15/2016	230	328,341.22	
1175047	1630742	6/15/2016	230	225,406.21	
1175138	1630810	6/15/2016	230	27,058.90	
1175048	1630743	6/15/2016	230	1,540.90	
1175123	1630798	6/15/2016	230	707.13	
1175049	1630744	6/15/2016	230	286.15	
1175046	1630741	6/15/2016	230	18.49	
1175732	1630967	6/16/2016	230	12,687,383.00	
1175701	1630966	6/16/2016	230	329,985.00	
1175664	1630914	6/16/2016	230	127,074.21	
1175206	1630858	6/16/2016	230	90,690.11	
1175665	1630915	6/16/2016	230	64,145.16	
1175662	1630912	6/16/2016	230	3,199.67	
1175663	1630913	6/16/2016	230	10.19	
1175735	162300601	6/16/2016	230		13,000,000.00
1176074	1630999	6/17/2016	230	694,914.91	
1176078	1631000	6/17/2016	230	34,052.94	
1176181	1631044	6/17/2016	230	20,896.50	

Run Date: 6/30/2016
 Run Time: 2:55:37PM

Demand Account Activity

Page: 33
 User: 0

Start Date: 7/1/2015 End Date: 6/30/2016

Jnl. Entry	Ref #	Trx. Date	Ledger	Debit Amount	Credit Amount
1176182	1631045	6/17/2016	230	2,716.09	
1176183	1631046	6/17/2016	230	2,467.59	
1176180	1631043	6/17/2016	230	91.68	
1176291	162300601	6/17/2016	230		1,000,000.00
1176724	1631197	6/20/2016	230	942,632.29	
1176723	1631196	6/20/2016	230	96,353.50	
1176675	1631155	6/20/2016	230	28,337.06	
1176676	1631156	6/20/2016	230	20,103.83	
1176677	1631157	6/20/2016	230	5,007.56	
1176720	1631195	6/20/2016	230	3,812.72	
1176814	162700613	6/20/2016	230		1,000,000.00
1177215	1631370	6/21/2016	230	611,398.84	
1176857	1631297	6/21/2016	230	178,228.00	
1177214	1631369	6/21/2016	230	150,717.45	
1177280	1631434	6/21/2016	230	64,744.00	
1176855	1631298	6/21/2016	230	23,000.00	
1176828	1631296	6/21/2016	230	447.68	
1177213	1631368	6/21/2016	230	153.40	
1177299	162300601	6/21/2016	230		1,000,000.00
1177858	Back Out Journal Er	6/22/2016	230	14,000,000.00	
1177857	1631608	6/22/2016	230	11,674,738.00	
1177819	1631572	6/22/2016	230	1,021,141.02	
1177847	1631597	6/22/2016	230	285,559.74	
1177382	1631479	6/22/2016	230	241,081.23	
1177380	1631477	6/22/2016	230	22,000.00	
1177381	1631478	6/22/2016	230	22,000.00	
1177820	1631573	6/22/2016	230	11,020.44	
1177383	1631480	6/22/2016	230	411.56	
1177821	1631574	6/22/2016	230	150.53	
1177818	1631571	6/22/2016	230	30.43	
1177852	162300601	6/22/2016	230		14,000,000.00
1177864	Correct Journal Entr	6/22/2016	230		13,000,000.00
1177992	1631707	6/23/2016	230	246,846.91	
1177909	1631631	6/23/2016	230	168,565.44	
1177990	1631705	6/23/2016	230	151,608.82	
1177993	1631708	6/23/2016	230	97,010.23	
1179064	1631723	6/23/2016	230	64,613.74	
1177994	1631709	6/23/2016	230	53,795.44	
1177991	1631706	6/23/2016	230	2,172.01	
1179086	162300601	6/23/2016	230		1,000,000.00
1179442	1631769	6/24/2016	230	958,602.99	
1179515	1631836	6/24/2016	230	292,379.11	
1179441	1631768	6/24/2016	230	157,951.21	
1179490	1631833	6/24/2016	230	124,332.42	
1179492	1631834	6/24/2016	230	10,509.61	
1179516	1631891	6/24/2016	230	7,801.73	
1179493	1631835	6/24/2016	230	5,011.49	
1179592	162300601	6/24/2016	230		2,000,000.00
1180173	1631925	6/27/2016	230	25,150.65	
1180226	1631969	6/27/2016	230	4,151.33	
1180228	1631970	6/27/2016	230	2,408.77	
1180229	1631971	6/27/2016	230	472.15	
1180230	1631972	6/27/2016	230	58.27	
1180701	1632098	6/28/2016	230	646,646.91	
1180700	1632097	6/28/2016	230	233,336.34	
1180699	1632096	6/28/2016	230	82,451.14	

Run Date: 6/30/2016
 Run Time: 2:55:37PM

Demand Account Activity

Start Date: 7/1/2015 End Date: 6/30/2016

Page: 34
 User: 0

Jnl. Entry	Ref #	Trx. Date	Ledger	Debit Amount	Credit Amount	
1180751	1632140	6/28/2016	230	15,373.55		
1180334	1632044	6/28/2016	230	13,213.34		
1180698	1632095	6/28/2016	230	4,022.63		
1180798	1632175	6/29/2016	230	10,895,577.00		
1180802	1632176	6/29/2016	230	158,144.00		
1181174	1632245	6/29/2016	230	22,802.00		
1181172	1632244	6/29/2016	230	16,767.31		
1181176	1632246	6/29/2016	230	936.15		
1181149	1632243	6/29/2016	230	799.94		
1181171	1632242	6/29/2016	230	408.83		
1180788	162700601	6/29/2016	230		12,000,000.00	
1181917	1632445	6/30/2016	230	2,012,222.58		
1181793	1632368	6/30/2016	230	18,094.79		
1181920	1632446	6/30/2016	230	142.35		
1181975	062600631	6/30/2016	230		2,000,000.00	
Totals for: 230 - Regions Bank				Count: 1,834	833,802,676.37	834,713,689.18

Run Date: 6/30/2016
 Run Time: 2:55:37PM

Demand Account Activity

Start Date: 7/1/2015 End Date: 6/30/2016

Page: 35
 User: 0

Jnl. Entry	Ref #	Trx. Date	Ledger	Debit Amount	Credit Amount
260 - Bank of the Ozarks					
1049939	1527007010	7/14/2015	260	7,000,000.00	
1050362	152600701	7/15/2015	260	17,000,000.00	
1050382	152700715	7/15/2015	260	2,000,000.00	
1052777	152700714	7/22/2015	260	7,000,000.00	
1054555	1601876	7/27/2015	260	23,481.47	
1054549	1601870	7/27/2015	260	867.79	
1060615	152700813	8/11/2015	260		8,000,000.00
1064782	152700812	8/20/2015	260	15,000,000.00	
1066625	1604674	8/26/2015	260	35,963.84	
1067092	152700810	8/27/2015	260	8,000,000.00	
1067403	152600801	8/28/2015	260	26,000,000.00	
1067510	Back Out Journal Er	8/28/2015	260		26,000,000.00
1067511	Correct Journal Entr	8/28/2015	260		26,000,000.00
1068312	152600901	9/1/2015	260		33,000,000.00
1068714	152700909	9/2/2015	260	36,000,000.00	
1070357	Back Out Journal Er	9/4/2015	260	10,000,000.00	
1070347	152600902	9/4/2015	260		10,000,000.00
1070366	Correct Journal Entr	9/4/2015	260		11,000,000.00
1070722	152700910	9/8/2015	260	14,000,000.00	
1071252	152600901	9/9/2015	260		4,000,000.00
1071635	152700915	9/10/2015	260	29,000,000.00	
1071645	152600902	9/10/2015	260		29,000,000.00
1077891	152700905	9/25/2015	260	20,000,000.00	
1078270	152700911	9/28/2015	260	50,000,000.00	
1078301	152700915	9/28/2015	260	3,000,000.00	
1078214	1607422	9/28/2015	260	41,674.56	
1091101	1610263	10/29/2015	260	40,224.02	
1091826	152601001	11/2/2015	260		7,000,000.00
1092487	152601101	11/3/2015	260		11,000,000.00
1093378	Correct Journal Entr	11/5/2015	260	18,000,000.00	
1098313	1612098	11/19/2015	260	65,192.65	
1101687	152301202	12/1/2015	260	22,000,000.00	
1101682	152301201	12/1/2015	260	1,000,000.00	
1101596	152701204	12/1/2015	260		45,000,000.00
1102096	162701215	12/2/2015	260	24,000,000.00	
1102076	162701214	12/2/2015	260	1,000,000.00	
1102859	152601201	12/4/2015	260	85,000,000.00	
1102886	152601202	12/4/2015	260		85,000,000.00
1103357	152611201	12/7/2015	260	15,000,000.00	
1103416	152601202	12/7/2015	260		28,000,000.00
1103848	152601201	12/8/2015	260		14,000,000.00
1104288	152601201	12/9/2015	260		28,000,000.00
1105514	152701210	12/10/2015	260	50,000,000.00	
1105984	152601201	12/11/2015	260		109,000,000.00
1106030	152601202	12/11/2015	260		5,000,000.00
1106314	162701203	12/14/2015	260	25,000,000.00	
1106419	162701211	12/14/2015	260		15,000,000.00
1106900	152601201	12/15/2015	260		2,000,000.00
1107314	152601201	12/16/2015	260		4,000,000.00
1108638	152601201	12/18/2015	260	44,000,000.00	
1108637	152301201	12/18/2015	260	1,000,000.00	
1108936	152701203	12/21/2015	260	35,000,000.00	
1111262	152601201	12/28/2015	260	18,000,000.00	
1111258	Back Out Journal Er	12/28/2015	260		18,000,000.00
1111299	1615133	12/29/2015	260	66,849.29	

Run Date: 6/30/2016
 Run Time: 2:55:37PM

Demand Account Activity

Page: 36
 User: 0

Start Date: 7/1/2015 End Date: 6/30/2016

Jnl. Entry	Ref #	Trx. Date	Ledger	Debit Amount	Credit Amount
1113915	162600101	1/6/2016	260		15,000,000.00
1113947	162600101	1/7/2016	260	21,000,000.00	
1115259	162300101	1/7/2016	260	8,000,000.00	
1115591	162700111	1/8/2016	260		100,000,000.00
1116123	Back Out Journal Er	1/11/2016	260	15,000,000.00	
1116122	162700113	1/11/2016	260		15,000,000.00
1116125	Correct Journal Entr	1/11/2016	260		14,000,000.00
1116544	162700114	1/12/2016	260	2,000,000.00	
1116924	163000110	1/13/2016	260	48,000,000.00	
1117054	162700116	1/13/2016	260	35,000,000.00	
1116564	162300101	1/13/2016	260	14,000,000.00	
1116916	Closure of BOO ICS	1/13/2016	260	296,701.25	
1117522	162700115	1/14/2016	260	35,000,000.00	
1117442	163000105	1/14/2016	260	2,000,000.00	
1118026	162700112	1/15/2016	260		3,000,000.00
1118461	162600101	1/19/2016	260	26,000,000.00	
1118913	162600104	1/20/2016	260	6,000,000.00	
1118782	162610101	1/20/2016	260	4.30	
1120174	162600101	1/21/2016	260	8,000,000.00	
1120552	163990101	1/25/2016	260	47,000,000.00	
1121740	162700106	1/27/2016	260	45,000,000.00	
1122062	1617687	1/28/2016	260	44,051.84	
1122841	162700116	1/29/2016	260		9,000,000.00
1123212	162600201	2/2/2016	260		38,000,000.00
1124014	162600201	2/3/2016	260	13,000,000.00	
1124008	1623000201	2/3/2016	260	6,000,000.00	
1125160	162700111	2/4/2016	260	3,000,000.00	
1126002	162600201	2/8/2016	260		29,000,000.00
1126879	162600201	2/10/2016	260		11,000,000.00
1127279	162600201	2/11/2016	260	63,000,000.00	
1127180	1618986	2/11/2016	260	104,293.47	
1127627	162700205	2/12/2016	260		100,000,000.00
1128117	162600201	2/16/2016	260		51,000,000.00
1128576	162600201	2/17/2016	260	50,000,000.00	
1130203	162600201	2/18/2016	260	50,000,000.00	
1130678	Correct Journal Entr	2/19/2016	260	8,000,000.00	
1131545	162600201	2/23/2016	260	96,000,000.00	
1131646	162300201	2/23/2016	260	1,000,000.00	
1132910	162600201	2/26/2016	260		56,000,000.00
1133512	162700112	2/29/2016	260		95,000,000.00
1134225	162600301	3/2/2016	260	15,000,000.00	
1135930	162600301	3/4/2016	260	3,000,000.00	
1136747	162700303	3/8/2016	260	5,000,000.00	
1136696	162300301	3/8/2016	260	1,000,000.00	
1137162	162700306	3/9/2016	260	4,000,000.00	
1137642	162700306	3/10/2016	260	36,000,000.00	
1138072	1621842	3/11/2016	260	169,668.79	
1138105	162600301	3/11/2016	260		81,000,000.00
1138521	162600301	3/14/2016	260		40,000,000.00
1139323	Correct Journal Entr	3/16/2016	260	28,000,000.00	
1139303	162600301	3/16/2016	260	27,000,000.00	
1139314	162600302	3/16/2016	260	10,000,000.00	
1139322	Back Out Journal Er	3/16/2016	260		27,000,000.00
1140035	162600301	3/17/2016	260	56,000,000.00	
1139880	162600301	3/17/2016	260	10,000,000.00	
1141177	162700306	3/18/2016	260	38,000,000.00	

Run Date: 6/30/2016
 Run Time: 2:55:37PM

Demand Account Activity

Page: 37
 User: 0

Start Date: 7/1/2015 End Date: 6/30/2016

Jnl. Entry	Ref #	Trx. Date	Ledger	Debit Amount	Credit Amount
1141017	163000304	3/18/2016	260	16,000,000.00	
1141223	162300301	3/18/2016	260	1,000,000.00	
1141684	162600301	3/21/2016	260	1,000,000.00	
1142567	162600301	3/23/2016	260	42,000,000.00	
1142557	162300301	3/23/2016	260	36,000,000.00	
1142572	Back Out Journal Er	3/23/2016	260		36,000,000.00
1142573	Back Out Journal Er	3/23/2016	260		42,000,000.00
1143380	162700311	3/25/2016	260		60,000,000.00
1143382	162700312	3/25/2016	260		40,000,000.00
1143348	162700304	3/25/2016	260		60,000,000.00
1143775	162600301	3/28/2016	260		87,000,000.00
1144204	162700306	3/29/2016	260	141,000,000.00	
1144113	163000305	3/29/2016	260	15,000,000.00	
1144196	162300301	3/29/2016	260	1,000,000.00	
1144601	162700306	3/30/2016	260	17,000,000.00	
1144627	162300301	3/30/2016	260	6,000,000.00	
1145951	162700317	3/31/2016	260	124,000,000.00	
1145931	162700316	3/31/2016	260	24,000,000.00	
1145950	162700320	3/31/2016	260	24,000,000.00	
1145808	163000310	3/31/2016	260	9,000,000.00	
1145946	Back Out Journal Er	3/31/2016	260		24,000,000.00
1146648	162600401	4/1/2016	260		69,000,000.00
1146659	162600402	4/1/2016	260		79,000,000.00
1147115	162600401	4/4/2016	260		51,000,000.00
1147516	162600401	4/5/2016	260		7,000,000.00
1147941	162300402	4/6/2016	260	9,000,000.00	
1148373	162300402	4/7/2016	260	14,000,000.00	
1148372	162300401	4/7/2016	260	1,000,000.00	
1148878	162600401	4/8/2016	260		47,000,000.00
1149307	162600401	4/11/2016	260		12,000,000.00
1149707	162600401	4/12/2016	260		22,000,000.00
1150181	162600401	4/13/2016	260		10,000,000.00
1151431	162600401	4/14/2016	260	84,000,000.00	
1151413	162300401	4/14/2016	260	12,000,000.00	
1151911	162700416	4/15/2016	260		118,000,000.00
1152286	162700417	4/18/2016	260	119,000,000.00	
1152861	163000415	4/19/2016	260	36,000,000.00	
1152863	162300401	4/19/2016	260	1,000,000.00	
1153290	162600401	4/20/2016	260		36,000,000.00
1153686	163000406	4/21/2016	260	34,000,000.00	
1153704	162700420	4/21/2016	260	9,000,000.00	
1153700	162300401	4/21/2016	260	1,000,000.00	
1154200	162600401	4/22/2016	260		73,000,000.00
1154625	162600401	4/25/2016	260		31,000,000.00
1155046	162600401	4/26/2016	260	65,000,000.00	
1155045	163000404	4/26/2016	260	42,000,000.00	
1155072	162300401	4/26/2016	260	1,000,000.00	
1154984	1626067	4/26/2016	260	146,886.46	
1157815	162600501	5/2/2016	260		56,000,000.00
1158190	162600501	5/3/2016	260		26,000,000.00
1158682	162600501	5/4/2016	260		47,000,000.00
1159123	162600501	5/5/2016	260	18,000,000.00	
1159122	162300501	5/5/2016	260	14,000,000.00	
1159527	162600501	5/6/2016	260		33,000,000.00
1159883	162600501	5/9/2016	260		41,000,000.00
1160677	162600501	5/11/2016	260		32,000,000.00

Run Date: 6/30/2016
 Run Time: 2:55:37PM

Demand Account Activity

Page: 38
 User: 0

Start Date: 7/1/2015 End Date: 6/30/2016

Jnl. Entry	Ref #	Trx. Date	Ledger	Debit Amount	Credit Amount
1161958	162600501	5/12/2016	260	55,000,000.00	
1161838	162300501	5/12/2016	260	10,000,000.00	
1162366	1627779	5/13/2016	260	120,809.20	
1162410	162600501	5/13/2016	260		36,000,000.00
1162790	162700506	5/16/2016	260	89,000,000.00	
1162771	Correct Journal Entr	5/16/2016	260	74,000,000.00	
1162767	Back Out Journal Er	5/16/2016	260		89,000,000.00
1163777	162600501	5/17/2016	260	85,000,000.00	
1163776	162300501	5/17/2016	260	1,000,000.00	
1164365	162700515	5/18/2016	260	10,000,000.00	
1165250	162600501	5/20/2016	260		92,000,000.00
1165700	162600501	5/23/2016	260	32,000,000.00	
1166199	162600501	5/24/2016	260	50,000,000.00	
1166168	162300501	5/24/2016	260	13,000,000.00	
1166706	Back Out Journal Er	5/25/2016	260	82,000,000.00	
1166713	162600501	5/25/2016	260		82,000,000.00
1166710	Correct Journal Entr	5/25/2016	260		90,000,000.00
1167869	162600501	5/26/2016	260		18,000,000.00
1168424	162600501	5/27/2016	260		59,000,000.00
1169295	162600601	6/1/2016	260		18,000,000.00
1169728	162600601	6/2/2016	260	38,000,000.00	
1169740	162300601	6/2/2016	260	1,000,000.00	
1170153	162600601	6/3/2016	260		20,000,000.00
1170557	162600601	6/6/2016	260		14,000,000.00
1171037	162600601	6/7/2016	260		3,000,000.00
1171526	162600601	6/8/2016	260		12,000,000.00
1172784	162600601	6/9/2016	260	114,000,000.00	
1172746	162300601	6/9/2016	260	17,000,000.00	
1173322	162700616	6/10/2016	260	18,000,000.00	
1173315	162300601	6/10/2016	260	2,000,000.00	
1174147	162600601	6/13/2016	260		9,000,000.00
1174621	162600601	6/14/2016	260		100,000,000.00
1175737	Correct Journal Entr	6/16/2016	260	127,000,000.00	
1175718	162700601	6/16/2016	260	126,000,000.00	
1175735	162300601	6/16/2016	260	13,000,000.00	
1175728	Back Out Journal Er	6/16/2016	260		126,000,000.00
1176306	162600601	6/17/2016	260		222,000,000.00
1176816	162700612	6/20/2016	260	30,000,000.00	
1176814	162700613	6/20/2016	260	1,000,000.00	
1177323	162600601	6/21/2016	260	99,000,000.00	
1177299	162300601	6/21/2016	260	1,000,000.00	
1177706	162600601	6/22/2016	260	57,000,000.00	
1177852	162300601	6/22/2016	260	14,000,000.00	
1177864	Correct Journal Entr	6/22/2016	260	13,000,000.00	
1177377	1631474	6/22/2016	260	108,415.42	
1177858	Back Out Journal Er	6/22/2016	260		14,000,000.00
1179099	162600601	6/23/2016	260		16,000,000.00
1179593	Back Out Journal Er	6/24/2016	260	190,000,000.00	
1179543	162600601	6/24/2016	260		190,000,000.00
1179594	Correct Journal Entr	6/24/2016	260		165,000,000.00
1180319	162700624	6/27/2016	260	392,000,000.00	
1180763	162700626	6/28/2016	260		29,000,000.00
1181288	162700630	6/29/2016	260	15,000,000.00	
1181989	162700615	6/30/2016	260	17,000,000.00	
1181975	062600631	6/30/2016	260	2,000,000.00	
Totals for:	260 - Bank of the Ozarks			4,124,265,084.35	3,745,000,000.00

Count: 222 4,124,265,084.35 3,745,000,000.00

Run Date: 6/30/2016
 Run Time: 2:55:37PM

Demand Account Activity

Start Date: 7/1/2015 End Date: 6/30/2016

Page: 39
 User: 0

Jnl. Entry	Ref #	Trx. Date	Ledger	Debit Amount	Credit Amount
270 - Bank Of America					
1045985	152700614	7/2/2015	270	122,321,921.64	
1045487	152700603	7/2/2015	270	41,644,936.94	
1045482	153000604	7/2/2015	270	14,000,000.00	
1045979	152700608 AIRS TA	7/2/2015	270	13,428,467.28	
1045993	152700618	7/2/2015	270	11,000,000.00	
1045988	Back Out Journal Er	7/2/2015	270	1,829,000.00	
1045465	1600002	7/2/2015	270	943,746.10	
1045466	1600003	7/2/2015	270	60,118.10	
1045983	152700612 AIRS D\$	7/2/2015	270	39,200.00	
1045980	152700609 AIRS TA	7/2/2015	270	27,601.16	
1045469	1600009	7/2/2015	270	3,464.22	
1046006	1600009	7/2/2015	270	3,464.22	
1045984	152700613 AIRS D\$	7/2/2015	270	3,405.00	
1045470	1600006	7/2/2015	270	580.00	
1045467	1600004	7/2/2015	270	540.00	
1045468	1600005	7/2/2015	270	400.00	
1045981	152700610 AIRS D\$	7/2/2015	270	271.35	
1045471	1600007	7/2/2015	270	102.00	
1046003	1600007	7/2/2015	270	102.00	
1045472	1600008	7/2/2015	270	70.00	
1046005	1600008	7/2/2015	270	70.00	
1045474	1600010	7/2/2015	270	65.00	
1045475	1600011	7/2/2015	270	65.00	
1045982	152700611 AIRS D\$	7/2/2015	270	1.00	
1045485	152700601	7/2/2015	270		29,361,137.96
1045486	152700602	7/2/2015	270		11,000,000.00
1045490	152700606	7/2/2015	270		1,829,000.00
1045491	152700606	7/2/2015	270		1,829,000.00
1045520	152700607	7/2/2015	270		816,000.00
1045992	152700617	7/2/2015	270		74,169,636.56
1045999	Back Out Journal Er	7/2/2015	270		70.00
1046001	Back Out Journal Er	7/2/2015	270		102.00
1046002	Back Out Journal Er	7/2/2015	270		3,464.22
1046007	Back Out Journal Er	7/2/2015	270		102.00
1046008	Back Out Journal Er	7/2/2015	270		70.00
1046009	Back Out Journal Er	7/2/2015	270		3,464.22
1046498	152700703	7/6/2015	270	23,000,000.00	
15270070	15270070611EFT A	7/6/2015	270	8,404,339.95	
1046504	152700709	7/6/2015	270	7,000,000.00	
1046470	1600029	7/6/2015	270	119,613.23	
1046505	152700710	7/6/2015	270	87,500.00	
1046468	1600027	7/6/2015	270	72,595.33	
1046471	1600016	7/6/2015	270	50,389.03	
1046513	1600054	7/6/2015	270	45,636.73	
1046538	1600074	7/6/2015	270	43,871.75	
1046519	1600057	7/6/2015	270	42,768.23	
1046556	15270070613IRPCC	7/6/2015	270	34,913.77	
1046459	1600017	7/6/2015	270	32,893.25	
1046555	15270070612AIRS (7/6/2015	270	19,924.96	
1046557	15270070614ABC L	7/6/2015	270	19,700.00	
1046544	1600076	7/6/2015	270	17,778.10	
1046522	1600063	7/6/2015	270	15,768.66	
1046461	1600019	7/6/2015	270	14,660.00	
1046528	1600073	7/6/2015	270	11,000.00	
1046469	1600028	7/6/2015	270	7,495.74	

Run Date: 6/30/2016
 Run Time: 2:55:37PM

Demand Account Activity

Start Date: 7/1/2015 End Date: 6/30/2016

Page: 40
 User: 0

Jnl. Entry	Ref #	Trx. Date	Ledger	Debit Amount	Credit Amount
1046463	1600021	7/6/2015	270	5,132.25	
1046543	1600072	7/6/2015	270	3,894.74	
1046010	1600013	7/6/2015	270	3,464.22	
1046541	1600075	7/6/2015	270	2,996.26	
1046462	1600020	7/6/2015	270	2,830.00	
1046460	1600018	7/6/2015	270	2,670.00	
1046510	1600058	7/6/2015	270	1,652.50	
1046516	1600059	7/6/2015	270	1,492.50	
1046474	1600034	7/6/2015	270	1,325.25	
1046518	1600056	7/6/2015	270	1,175.00	
1046517	1600062	7/6/2015	270	1,072.40	
1046514	1600055	7/6/2015	270	981.10	
1046464	1600022	7/6/2015	270	820.00	
1046490	1600053	7/6/2015	270	700.00	
1046520	1600060	7/6/2015	270	483.70	
1046511	1600061	7/6/2015	270	358.60	
1046011	1600014	7/6/2015	270	102.00	
1046012	1600015	7/6/2015	270	70.00	
1046481	8005939	7/6/2015	270		59,890.76
1046547	8005938	7/6/2015	270		2,926.00
1046496	152700701	7/6/2015	270		8,333,515.68
1046497	152700702	7/6/2015	270		78,719,059.51
1046500	152700705	7/6/2015	270		1,000,000.00
1046501	152700706	7/6/2015	270		37,446,988.33
1046674	1600164	7/7/2015	270	51,086,879.59	
1046594	1600091	7/7/2015	270	15,226,004.26	
1046590	152700702	7/7/2015	270	14,000,000.00	
1046998	1600206	7/7/2015	270	13,232,000.00	
1046618	15270070704EFT A	7/7/2015	270	7,200,461.28	
1046592	1600089	7/7/2015	270	2,250,000.00	
1046625	1600111	7/7/2015	270	1,743,437.21	
1046962	1600165	7/7/2015	270	1,601,928.35	
1046588	152700701	7/7/2015	270	1,000,000.00	
1046963	1600166	7/7/2015	270	860,476.20	
1046616	142700709	7/7/2015	270	740,000.00	
1046956	1600167	7/7/2015	270	545,662.50	
1046649	1600126	7/7/2015	270	539,002.13	
1046644	1600122	7/7/2015	270	479,937.65	
1046993	1600207	7/7/2015	270	196,073.38	
1046950	1600173	7/7/2015	270	193,355.21	
1046987	1600197	7/7/2015	270	175,827.72	
1046650	1600127	7/7/2015	270	134,702.21	
1046595	1600092	7/7/2015	270	99,813.00	
1046999	1600210	7/7/2015	270	61,981.59	
1046951	1600174	7/7/2015	270	53,473.63	
1046596	1600093	7/7/2015	270	40,400.00	
1047000	1600208	7/7/2015	270	38,772.81	
1046651	1600128	7/7/2015	270	32,511.67	
1046646	1600123	7/7/2015	270	30,809.51	
1046652	1600129	7/7/2015	270	25,944.17	
1046653	1600130	7/7/2015	270	22,901.50	
1046957	1600170	7/7/2015	270	21,840.00	
1046995	1600200	7/7/2015	270	21,776.15	
1046619	15270070705AIRS (7/7/2015	270	20,147.47	
1046997	1600212	7/7/2015	270	14,650.00	
1046994	1600204	7/7/2015	270	12,910.00	

Run Date: 6/30/2016
 Run Time: 2:55:37PM

Demand Account Activity

Page: 41
 User: 0

Start Date: 7/1/2015 End Date: 6/30/2016

Jnl. Entry	Ref #	Trx. Date	Ledger	Debit Amount	Credit Amount
1046991	1600203	7/7/2015	270	12,774.00	
1046990	1600198	7/7/2015	270	10,519.37	
1046654	1600131	7/7/2015	270	9,173.20	
1046647	1600124	7/7/2015	270	6,546.06	
1046662	1600168	7/7/2015	270	6,404.80	
1047002	1600209	7/7/2015	270	6,346.16	
1046593	1600090	7/7/2015	270	5,848.00	
1046656	1600132	7/7/2015	270	4,924.00	
1046657	1600133	7/7/2015	270	4,611.01	
1046624	1600112	7/7/2015	270	3,462.75	
1046658	1600134	7/7/2015	270	3,280.50	
1046660	1600135	7/7/2015	270	2,851.00	
1046992	1600199	7/7/2015	270	2,330.00	
1047003	1600211	7/7/2015	270	2,184.30	
1046628	1600114	7/7/2015	270	1,740.00	
1046955	1600169	7/7/2015	270	1,643.40	
1046988	1600202	7/7/2015	270	1,190.00	
1047004	1600213	7/7/2015	270	1,115.07	
1046655	1600136	7/7/2015	270	970.00	
1046597	1600094	7/7/2015	270	885.76	
1046630	1600116	7/7/2015	270	796.75	
1046982	1600190	7/7/2015	270	600.00	
1046659	1600137	7/7/2015	270	595.00	
1046952	1600175	7/7/2015	270	579.70	
1046610	1600105	7/7/2015	270	460.00	
1046972	1600201	7/7/2015	270	382.50	
1046971	1600187	7/7/2015	270	352.00	
1046661	1600138	7/7/2015	270	335.00	
1046629	1600115	7/7/2015	270	330.00	
1046627	1600113	7/7/2015	270	290.00	
1046954	1600176	7/7/2015	270	287.50	
1046983	1600191	7/7/2015	270	270.00	
1046648	1600125	7/7/2015	270	223.26	
1046663	1600139	7/7/2015	270	200.00	
1046959	1600171	7/7/2015	270	195.00	
1046631	1600117	7/7/2015	270	140.00	
1046609	1600104	7/7/2015	270	130.00	
1046611	1600106	7/7/2015	270	100.00	
1046985	1600193	7/7/2015	270	90.00	
1046981	1600189	7/7/2015	270	54.00	
1046986	1600194	7/7/2015	270	30.00	
1046973	1600196	7/7/2015	270	30.00	
1046694	1600172	7/7/2015	270	30.00	
1046996	1600205	7/7/2015	270	17.00	
1046980	1600188	7/7/2015	270	14.00	
1046984	1600192	7/7/2015	270	13.20	
1046606	152700703	7/7/2015	270		600,000.00
1046617	152700710	7/7/2015	270		3,786,002.55
1046953	8005940	7/7/2015	270		75,972.58
1046664	152700711	7/7/2015	270		81,443,775.35
1046669	152700714	7/7/2015	270		17,068,269.04
1046960	152700720	7/7/2015	270		9,000,000.00
1047354	152700709	7/8/2015	270	63,032,597.23	
1047292	1600233	7/8/2015	270	11,942,152.19	
1047300	152700702	7/8/2015	270	11,000,000.00	
1047314	15270070805AIRS	7/8/2015	270	9,217,660.94	

Run Date: 6/30/2016
Run Time: 2:55:37PM

Demand Account Activity

Start Date: 7/1/2015 End Date: 6/30/2016

Page: 42
User: 0

Jnl. Entry	Ref #	Trx. Date	Ledger	Debit Amount	Credit Amount
1047389	1600294	7/8/2015	270	2,093,578.42	
1047444	152700720	7/8/2015	270	2,000,000.00	
1047303	152700704	7/8/2015	270	1,000,000.00	
1047438	1600337	7/8/2015	270	735,000.00	
1047338	1600299	7/8/2015	270	636,637.40	
1047417	1600326	7/8/2015	270	456,503.17	
1047391	1600295	7/8/2015	270	390,988.87	
1047312	1600246	7/8/2015	270	230,893.70	
1047418	1600327	7/8/2015	270	197,000.30	
1047431	1600335	7/8/2015	270	74,590.32	
1047401	1600319	7/8/2015	270	72,941.24	
1047434	1600336	7/8/2015	270	49,202.11	
1047311	1600245	7/8/2015	270	43,870.00	
1047341	15270070808ABC L	7/8/2015	270	42,450.00	
1047309	1600244	7/8/2015	270	37,996.19	
1047291	1600232	7/8/2015	270	37,308.02	
1047393	1600296	7/8/2015	270	35,239.17	
1047298	1600238	7/8/2015	270	33,230.67	
1047302	1600240	7/8/2015	270	32,771.57	
1047398	1600298	7/8/2015	270	16,256.96	
1047308	1600243	7/8/2015	270	15,649.17	
1047325	1600256	7/8/2015	270	14,809.56	
1047299	1600239	7/8/2015	270	14,806.41	
1047295	1600236	7/8/2015	270	13,256.61	
1047306	1600242	7/8/2015	270	12,892.88	
1047304	1600241	7/8/2015	270	12,348.08	
1047419	1600328	7/8/2015	270	11,322.66	
1047335	1600263	7/8/2015	270	11,212.23	
1047420	1600329	7/8/2015	270	9,776.80	
1047452	1600359	7/8/2015	270	9,481.75	
1047294	1600235	7/8/2015	270	7,683.29	
1047455	1600360	7/8/2015	270	6,111.00	
1047297	1600237	7/8/2015	270	5,811.36	
1047402	1600320	7/8/2015	270	5,633.37	
1047014	1600221	7/8/2015	270	4,601.12	
1047015	1600222	7/8/2015	270	4,197.41	
1047395	1600316	7/8/2015	270	3,926.00	
1047421	1600330	7/8/2015	270	3,643.00	
1047328	1600257	7/8/2015	270	3,223.50	
1047021	1600228	7/8/2015	270	3,185.00	
1047422	1600331	7/8/2015	270	3,068.00	
1047340	15270070807IRP C	7/8/2015	270	2,715.64	
1047415	1600324	7/8/2015	270	2,502.88	
1047332	1600259	7/8/2015	270	2,340.00	
1047450	1600355	7/8/2015	270	2,330.00	
1047453	1600356	7/8/2015	270	1,704.00	
1047019	1600226	7/8/2015	270	960.00	
1047416	1600325	7/8/2015	270	918.07	
1047397	1600317	7/8/2015	270	815.00	
1047409	1600354	7/8/2015	270	744.86	
1047399	1600318	7/8/2015	270	711.65	
1047423	1600332	7/8/2015	270	611.08	
1047451	1600357	7/8/2015	270	600.00	
1047396	1600297	7/8/2015	270	597.39	
1047293	1600234	7/8/2015	270	493.52	
1047320	1600260	7/8/2015	270	450.00	

Run Date: 6/30/2016
 Run Time: 2:55:37PM

Demand Account Activity

Start Date: 7/1/2015 End Date: 6/30/2016

Page: 43
 User: 0

Jnl. Entry	Ref #	Trx. Date	Ledger	Debit Amount	Credit Amount
1047016	1600223	7/8/2015	270	410.00	
1047020	1600227	7/8/2015	270	325.00	
1047336	1600261	7/8/2015	270	300.25	
1047331	1600258	7/8/2015	270	260.00	
1047424	1600333	7/8/2015	270	250.00	
1047457	1600361	7/8/2015	270	250.00	
1047408	1600358	7/8/2015	270	245.00	
1047013	1600220	7/8/2015	270	200.00	
1047018	1600225	7/8/2015	270	180.00	
1047017	1600224	7/8/2015	270	150.00	
1047339	15270070806IFTA C	7/8/2015	270	102.27	
1047333	1600262	7/8/2015	270	70.00	
1047425	1600334	7/8/2015	270	28.56	
1047322	1600255	7/8/2015	270	4.25	
1047321	8005974	7/8/2015	270		50.00
1047296	152700701	7/8/2015	270		11,942,152.19
1047301	152700703	7/8/2015	270		1,706,000.00
1047359	152700712	7/8/2015	270		89,968,942.72
1048604	1600446	7/9/2015	270	202,529,792.46	
1048504	152700702	7/9/2015	270	11,000,000.00	
1048505	15270070903AIRS I	7/9/2015	270	8,984,130.91	
1048605	1600447	7/9/2015	270	1,594,919.68	
1048520	1600402	7/9/2015	270	902,570.97	
1048550	1600454	7/9/2015	270	798,478.29	
1048529	1600374	7/9/2015	270	590,234.81	
1048542	1600385	7/9/2015	270	500,000.00	
1048530	1600375	7/9/2015	270	368,861.90	
1048626	1600455	7/9/2015	270	285,482.89	
1048531	1600376	7/9/2015	270	201,957.29	
1048545	1600386	7/9/2015	270	171,339.32	
1047471	1600367	7/9/2015	270	132,935.33	
1048587	1600429	7/9/2015	270	86,300.62	
1048547	1600387	7/9/2015	270	68,212.35	
1048551	1600389	7/9/2015	270	64,963.94	
1048538	1600398	7/9/2015	270	58,670.89	
1048506	15270070904CC All	7/9/2015	270	58,332.42	
1048549	1600388	7/9/2015	270	56,915.38	
1048552	1600390	7/9/2015	270	55,082.26	
1048510	15270070907ABC L	7/9/2015	270	37,915.00	
1048532	1600377	7/9/2015	270	35,947.96	
1048614	1600461	7/9/2015	270	33,397.60	
1048553	1600391	7/9/2015	270	20,049.40	
1048554	1600392	7/9/2015	270	18,843.53	
1048555	1600393	7/9/2015	270	15,140.00	
1048579	1600422	7/9/2015	270	12,869.31	
1048540	1600399	7/9/2015	270	10,300.00	
1048534	1600378	7/9/2015	270	9,321.69	
1048556	1600394	7/9/2015	270	8,705.36	
1048539	1600379	7/9/2015	270	7,346.27	
1048629	1600456	7/9/2015	270	7,295.48	
1048650	1600490	7/9/2015	270	6,362.47	
1048507	15271070905ifta cc	7/9/2015	270	6,344.46	
1048632	1600457	7/9/2015	270	6,279.94	
1048580	1600423	7/9/2015	270	6,152.92	
1048560	1600404	7/9/2015	270	4,700.75	
1048562	1600406	7/9/2015	270	2,855.00	

Run Date: 6/30/2016
 Run Time: 2:55:37PM

Demand Account Activity

Start Date: 7/1/2015 End Date: 6/30/2016

Page: 44
 User: 0

Jnl. Entry	Ref #	Trx. Date	Ledger	Debit Amount	Credit Amount
1048541	1600380	7/9/2015	270	2,707.08	
1048657	1600497	7/9/2015	270	2,330.00	
1048578	1600421	7/9/2015	270	2,229.35	
1048581	1600424	7/9/2015	270	1,872.00	
1048544	1600381	7/9/2015	270	1,828.75	
1048509	15270070906IRP C	7/9/2015	270	1,801.38	
1048528	1600395	7/9/2015	270	1,641.52	
1048546	1600382	7/9/2015	270	1,609.17	
1048533	1600396	7/9/2015	270	1,445.46	
1048582	1600425	7/9/2015	270	1,432.42	
1048656	1600496	7/9/2015	270	1,401.00	
1048655	1600495	7/9/2015	270	1,278.00	
1048588	1600430	7/9/2015	270	961.85	
1048586	1600428	7/9/2015	270	605.00	
1047468	1600365	7/9/2015	270	600.00	
1048563	1600407	7/9/2015	270	550.00	
1048669	1600512	7/9/2015	270	500.00	
1048548	1600383	7/9/2015	270	394.59	
1048561	1600405	7/9/2015	270	370.00	
1048654	1600494	7/9/2015	270	340.00	
1048537	1600384	7/9/2015	270	250.00	
1048635	1600458	7/9/2015	270	250.00	
1048612	1600459	7/9/2015	270	180.00	
1048583	1600426	7/9/2015	270	142.50	
1048585	1600427	7/9/2015	270	135.66	
1048653	1600493	7/9/2015	270	111.02	
1048613	1600460	7/9/2015	270	105.00	
1048652	1600492	7/9/2015	270	80.00	
1048675	1600513	7/9/2015	270	65.00	
1048649	1600489	7/9/2015	270	33.95	
1048676	1600514	7/9/2015	270	10.00	
1048536	1600397	7/9/2015	270	9.83	
1048651	1600491	7/9/2015	270	5.29	
1048584	8005980	7/9/2015	270		11,344.46
1047470	152700701	7/9/2015	270		584,000.00
1048524	152700708	7/9/2015	270		127,980,748.76
1048557	152700712	7/9/2015	270		83,000,000.00
1048684	152700711	7/9/2015	270		16,771,359.69
1049014	152700708	7/10/2015	270	206,512,084.23	
1049001	152700703	7/10/2015	270	76,775,000.00	
1049051	152700712	7/10/2015	270	67,476,449.01	
1049069	152700713	7/10/2015	270	29,000,000.00	
1049077	1600614	7/10/2015	270	16,231,870.72	
1048997	1600561	7/10/2015	270	9,903,480.22	
1049003	152700704	7/10/2015	270	9,000,000.00	
1049053	1600597	7/10/2015	270	4,947,533.81	
1049004	15270071005EFT A	7/10/2015	270	4,716,386.27	
1049074	1600619	7/10/2015	270	820,399.00	
1049060	1600604	7/10/2015	270	750,000.00	
1049082	1600620	7/10/2015	270	442,987.11	
1048699	1600528	7/10/2015	270	255,081.27	
1049045	1600592	7/10/2015	270	179,865.13	
1049076	1600613	7/10/2015	270	162,741.94	
1049088	1600621	7/10/2015	270	156,002.00	
1049061	1600605	7/10/2015	270	138,295.48	
1049000	1600565	7/10/2015	270	82,422.13	

Run Date: 6/30/2016
 Run Time: 2:55:37PM

Demand Account Activity

Page: 45
 User: 0

Start Date: 7/1/2015 End Date: 6/30/2016

Jnl. Entry	Ref #	Trx. Date	Ledger	Debit Amount	Credit Amount
1048998	1600562	7/10/2015	270	50,195.37	
1049075	1600612	7/10/2015	270	31,509.61	
1048700	1600529	7/10/2015	270	27,101.10	
1049073	1600611	7/10/2015	270	25,291.93	
1048990	1600554	7/10/2015	270	24,336.65	
1048992	1600556	7/10/2015	270	22,402.95	
1048991	1600555	7/10/2015	270	20,823.79	
1048993	1600557	7/10/2015	270	19,847.50	
1048994	1600558	7/10/2015	270	19,398.27	
1049047	1600593	7/10/2015	270	19,297.61	
1048698	1600527	7/10/2015	270	15,000.00	
1048983	1600547	7/10/2015	270	12,620.55	
1049005	15270071006AIRS (7/10/2015	270	12,547.73	
1049085	1600618	7/10/2015	270	7,392.80	
1049084	1600617	7/10/2015	270	7,239.99	
1049072	1600610	7/10/2015	270	6,278.95	
1049065	1600609	7/10/2015	270	5,915.09	
1049064	1600608	7/10/2015	270	5,863.47	
1049052	1600596	7/10/2015	270	5,504.05	
1049081	1600616	7/10/2015	270	4,701.90	
1049086	1600630	7/10/2015	270	3,708.04	
1049056	1600602	7/10/2015	270	3,495.00	
1048995	1600559	7/10/2015	270	3,340.56	
1049027	1600577	7/10/2015	270	3,273.50	
1049057	1600603	7/10/2015	270	3,266.00	
1049007	15270070907ABC L	7/10/2015	270	3,225.00	
1048922	1600538	7/10/2015	270	2,923.13	
1049063	1600607	7/10/2015	270	2,863.27	
1048989	1600553	7/10/2015	270	1,913.57	
1048707	1600536	7/10/2015	270	1,865.45	
1049029	1600579	7/10/2015	270	1,640.00	
1049025	1600575	7/10/2015	270	1,286.50	
1048978	1600542	7/10/2015	270	1,200.00	
1049050	1600595	7/10/2015	270	1,199.35	
1049062	1600606	7/10/2015	270	821.43	
1049049	1600594	7/10/2015	270	687.50	
1048977	1600541	7/10/2015	270	670.00	
1048706	1600535	7/10/2015	270	605.78	
1048984	1600548	7/10/2015	270	587.71	
1049092	1600631	7/10/2015	270	586.41	
1048996	1600560	7/10/2015	270	420.00	
1048701	1600530	7/10/2015	270	398.79	
1049006	15270071007IFTA C	7/10/2015	270	390.38	
1048705	1600534	7/10/2015	270	329.50	
1049030	1600580	7/10/2015	270	310.00	
1048702	1600531	7/10/2015	270	303.27	
1048703	1600532	7/10/2015	270	302.33	
1048704	1600533	7/10/2015	270	270.00	
1049028	1600578	7/10/2015	270	260.00	
1049026	1600576	7/10/2015	270	230.00	
1048696	1600526	7/10/2015	270	41.33	
1049048	1600601	7/10/2015	270	21.60	
1048975	1600539	7/10/2015	270	20.00	
1049071	1600615	7/10/2015	270	6.80	
1048976	1600540	7/10/2015	270	4.25	
1048980	152700701	7/10/2015	270		9,903,480.22

Run Date: 6/30/2016
 Run Time: 2:55:37PM

Demand Account Activity

Start Date: 7/1/2015 End Date: 6/30/2016

Page: 46
 User: 0

Jnl. Entry	Ref #	Trx. Date	Ledger	Debit Amount	Credit Amount
1048999	152700702	7/10/2015	270		75,625,000.00
1049023	8006000	7/10/2015	270		26,489.47
1049037	152700711	7/10/2015	270		343,034,013.00
1049392	152700708 AIRS TA	7/13/2015	270	22,957,190.78	
1049455	152700704	7/13/2015	270	17,213,375.00	
1049383	153000713	7/13/2015	270	8,000,000.00	
1049453	1600700	7/13/2015	270	6,371,682.35	
1049424	1600676	7/13/2015	270	451,686.68	
1049394	152700710 AIRS DE	7/13/2015	270	377,942.31	
1049497	1600743	7/13/2015	270	342,601.80	
1049425	1600677	7/13/2015	270	113,243.98	
1049405	1600657	7/13/2015	270	87,801.00	
1049398	1600651	7/13/2015	270	85,890.32	
1049400	1600652	7/13/2015	270	58,046.00	
1049459	1600704	7/13/2015	270	54,990.04	
1049404	1600656	7/13/2015	270	45,686.31	
1049397	152700713 AIRS DE	7/13/2015	270	38,250.00	
1049426	1600678	7/13/2015	270	26,068.08	
1049406	1600658	7/13/2015	270	25,984.87	
1049496	1600742	7/13/2015	270	24,319.24	
1049499	1600745	7/13/2015	270	22,243.42	
1049393	152700709 AIRS TA	7/13/2015	270	14,841.77	
1049446	1600696	7/13/2015	270	13,556.51	
1049489	1600699	7/13/2015	270	10,212.98	
1049407	1600659	7/13/2015	270	8,873.97	
1049460	1600705	7/13/2015	270	7,509.33	
1049511	1600756	7/13/2015	270	6,913.00	
1049423	1600675	7/13/2015	270	5,349.04	
1049498	1600744	7/13/2015	270	5,101.26	
1049402	1600654	7/13/2015	270	4,372.51	
1049427	1600679	7/13/2015	270	4,089.00	
1049408	1600660	7/13/2015	270	3,495.00	
1049409	1600661	7/13/2015	270	3,193.75	
1049512	1600755	7/13/2015	270	3,097.00	
1049403	1600655	7/13/2015	270	2,472.09	
1049413	1600665	7/13/2015	270	2,390.50	
1049412	1600664	7/13/2015	270	2,230.00	
1049401	1600653	7/13/2015	270	1,898.00	
1049428	1600680	7/13/2015	270	1,898.00	
1049429	1600681	7/13/2015	270	1,168.00	
1049115	1600646	7/13/2015	270	1,091.68	
1049491	1600737	7/13/2015	270	1,000.00	
1049396	152700712 AIRS DE	7/13/2015	270	952.50	
1049395	152700711 AIRS DE	7/13/2015	270	831.46	
1049457	1600701	7/13/2015	270	759.38	
1049100	1600697	7/13/2015	270	739.75	
1049116	1600647	7/13/2015	270	693.22	
1049430	1600682	7/13/2015	270	679.97	
1049411	1600663	7/13/2015	270	440.00	
1049431	1600683	7/13/2015	270	430.00	
1049495	1600741	7/13/2015	270	300.00	
1049414	1600666	7/13/2015	270	299.50	
1049452	1600698	7/13/2015	270	270.00	
1049410	1600662	7/13/2015	270	250.00	
1049432	1600684	7/13/2015	270	190.00	
1049494	1600740	7/13/2015	270	180.00	

Run Date: 6/30/2016
 Run Time: 2:55:37PM

Demand Account Activity

Start Date: 7/1/2015 End Date: 6/30/2016

Page: 47
 User: 0

Jnl. Entry	Ref #	Trx. Date	Ledger	Debit Amount	Credit Amount
1049433	1600685	7/13/2015	270	165.90	
1049493	1600739	7/13/2015	270	150.00	
1049415	1600667	7/13/2015	270	60.00	
1049456	1600702	7/13/2015	270	56.54	
1049492	1600738	7/13/2015	270	50.16	
1049458	1600703	7/13/2015	270	42.76	
1049434	1600686	7/13/2015	270	28.00	
1049435	1600687	7/13/2015	270	20.00	
1049436	1600688	7/13/2015	270	20.00	
1049437	1600689	7/13/2015	270	16.00	
1049438	1600690	7/13/2015	270	12.00	
1049439	1600691	7/13/2015	270	8.00	
1049440	1600692	7/13/2015	270	8.00	
1049416	1600668	7/13/2015	270	4.25	
1049445	1600695	7/13/2015	270	4.00	
1049119	DFA EFT REV 7/13/	7/13/2015	270		465.00
1049384	152700701	7/13/2015	270		1,417,000.00
1049399	152700714	7/13/2015	270		32,679,998.37
1049510	152700715	7/13/2015	270		22,000,000.00
1049550	152700708 AIRS TA	7/14/2015	270	23,797,757.70	
1049537	153000704	7/14/2015	270	8,000,000.00	
1049884	1600814	7/14/2015	270	7,251,936.60	
1049531	1600766	7/14/2015	270	271,721.00	
1049848	1600778	7/14/2015	270	128,841.57	
1049937	1600852	7/14/2015	270	123,130.66	
1049539	152700702	7/14/2015	270	113,275.38	
1049869	1600799	7/14/2015	270	55,695.59	
1049941	1600853	7/14/2015	270	29,420.00	
1049528	1600763	7/14/2015	270	25,169.72	
1049868	1600798	7/14/2015	270	24,830.55	
1049859	1600789	7/14/2015	270	19,906.19	
1049849	1600779	7/14/2015	270	16,697.08	
1049858	1600788	7/14/2015	270	11,889.49	
1049883	1600813	7/14/2015	270	10,909.81	
1049850	1600780	7/14/2015	270	9,320.00	
1049885	1600815	7/14/2015	270	5,780.74	
1049867	1600797	7/14/2015	270	4,092.72	
1049851	1600781	7/14/2015	270	3,093.75	
1049853	1600783	7/14/2015	270	2,840.00	
1049865	1600795	7/14/2015	270	2,400.00	
1049546	1600767	7/14/2015	270	2,387.50	
1049924	1600845	7/14/2015	270	2,129.50	
1049854	1600784	7/14/2015	270	1,690.00	
1049871	1600801	7/14/2015	270	1,677.25	
1049870	1600800	7/14/2015	270	1,295.00	
1049548	1600768	7/14/2015	270	1,068.51	
1049923	1600844	7/14/2015	270	640.40	
1049847	1600777	7/14/2015	270	566.38	
1049866	1600796	7/14/2015	270	500.00	
1049549	1600769	7/14/2015	270	420.00	
1049529	1600764	7/14/2015	270	350.00	
1049855	1600785	7/14/2015	270	320.00	
1049928	1600847	7/14/2015	270	276.25	
1049852	1600782	7/14/2015	270	250.00	
1049856	1600786	7/14/2015	270	189.75	
1049857	1600787	7/14/2015	270	110.00	

Run Date: 6/30/2016
 Run Time: 2:55:37PM

Demand Account Activity

Page: 48
 User: 0

Start Date: 7/1/2015 End Date: 6/30/2016

Jnl. Entry	Ref #	Trx. Date	Ledger	Debit Amount	Credit Amount
1049926	1600846	7/14/2015	270	102.00	
1049552	152700709 AIRS D€	7/14/2015	270	96.92	
1049886	1600816	7/14/2015	270	39.91	
1049934	1600851	7/14/2015	270	8.00	
1049538	152700701	7/14/2015	270		116,290.44
1049555	152700703	7/14/2015	270		32,449,949.10
1049907	152700704	7/14/2015	270		1,015,600.00
1049917	DFA EFT REV 7/14/	7/14/2015	270		444.98
1049939	1527007010	7/14/2015	270		7,000,000.00
1049960	152700706 AIRS TA	7/15/2015	270	39,909,044.04	
1050298	1600886	7/15/2015	270	13,234,986.90	
1049965	153000703	7/15/2015	270	12,000,000.00	
1050329	1600916	7/15/2015	270	2,754,141.45	
1050335	1600922	7/15/2015	270	1,531,952.27	
1049964	152700703	7/15/2015	270	1,000,000.00	
1050285	1600873	7/15/2015	270	720,838.31	
1050330	1600917	7/15/2015	270	622,577.74	
1050374	1600953	7/15/2015	270	524,738.14	
1050380	1600957	7/15/2015	270	492,000.00	
1049944	152700701	7/15/2015	270	429,875.00	
1050287	1600875	7/15/2015	270	164,225.49	
1050286	1600874	7/15/2015	270	79,433.00	
1050299	1600887	7/15/2015	270	75,642.32	
1050331	1600918	7/15/2015	270	72,554.37	
1050310	1600898	7/15/2015	270	56,263.46	
1050289	1600877	7/15/2015	270	31,628.35	
1050332	1600919	7/15/2015	270	24,980.80	
1050288	1600876	7/15/2015	270	22,171.69	
1050333	1600920	7/15/2015	270	21,956.39	
1049961	152700707 AIRS TA	7/15/2015	270	18,974.01	
1050334	1600921	7/15/2015	270	15,135.48	
1050266	1600878	7/15/2015	270	10,916.17	
1050328	1600915	7/15/2015	270	7,162.38	
1050378	1600956	7/15/2015	270	6,749.11	
1050283	1600871	7/15/2015	270	6,577.41	
1049962	152700708 AIRS D€	7/15/2015	270	6,065.92	
1050290	1600879	7/15/2015	270	5,171.67	
1050300	1600888	7/15/2015	270	3,796.73	
1049952	1600865	7/15/2015	270	3,023.96	
1049963	152700709 AIRS D€	7/15/2015	270	2,925.00	
1050376	1600954	7/15/2015	270	2,330.00	
1050377	1600955	7/15/2015	270	2,201.00	
1050292	1600880	7/15/2015	270	2,136.00	
1050323	1600910	7/15/2015	270	2,135.50	
1050321	1600908	7/15/2015	270	2,055.00	
1050336	1600923	7/15/2015	270	1,689.09	
1050271	1600866	7/15/2015	270	1,602.50	
1050295	1600883	7/15/2015	270	1,465.10	
1050296	1600884	7/15/2015	270	1,320.42	
1050309	1600897	7/15/2015	270	1,125.00	
1050308	1600896	7/15/2015	270	1,077.95	
1050325	1600912	7/15/2015	270	930.50	
1050293	1600881	7/15/2015	270	892.60	
1050294	1600882	7/15/2015	270	834.34	
1050322	1600909	7/15/2015	270	390.00	
1050359	1600940	7/15/2015	270	321.52	

Run Date: 6/30/2016
 Run Time: 2:55:37PM

Demand Account Activity

Start Date: 7/1/2015 End Date: 6/30/2016

Page: 49
 User: 0

Jnl. Entry	Ref #	Trx. Date	Ledger	Debit Amount	Credit Amount
1050327	1600914	7/15/2015	270	289.78	
1050297	1600885	7/15/2015	270	277.02	
1050326	1600913	7/15/2015	270	205.00	
1050324	1600911	7/15/2015	270	180.00	
1050301	1600889	7/15/2015	270	180.00	
1050337	1600924	7/15/2015	270	83.34	
1050361	1600941	7/15/2015	270	75.00	
1050338	1600925	7/15/2015	270	61.19	
1050339	1600926	7/15/2015	270	58.48	
1050284	1600872	7/15/2015	270	28.00	
1050282	1600870	7/15/2015	270	8.50	
1049949	DFA EFT REV 7/15/	7/15/2015	270		104,666.00
1050351	152700712	7/15/2015	270		35,521,742.35
1050270	152700704	7/15/2015	270		22,366,786.37
1050382	152700715	7/15/2015	270		2,000,000.00
1050381	Correct Journal Entr	7/15/2015	270		13,234,986.90
1050708	152700706 AIRS TA	7/16/2015	270	99,723,331.39	
1050816	1601049	7/16/2015	270	54,791,810.41	
1050741	152700711	7/16/2015	270	46,000,000.00	
1050396	153000703	7/16/2015	270	14,000,000.00	
1050734	1600984	7/16/2015	270	343,510.24	
1050727	1600980	7/16/2015	270	247,629.00	
1050817	1601050	7/16/2015	270	160,661.98	
1050735	1600985	7/16/2015	270	69,382.10	
1050803	1601046	7/16/2015	270	45,425.23	
1050854	1601094	7/16/2015	270	44,650.46	
1050818	1601051	7/16/2015	270	43,347.48	
1050804	1601062	7/16/2015	270	38,112.30	
1050812	1601070	7/16/2015	270	37,839.09	
1050856	1601095	7/16/2015	270	29,244.06	
1050731	1600982	7/16/2015	270	11,900.15	
1050743	1601038	7/16/2015	270	11,268.00	
1050805	1601063	7/16/2015	270	10,206.49	
1050792	1601036	7/16/2015	270	9,728.54	
1050736	1600986	7/16/2015	270	9,038.00	
1050865	1601101	7/16/2015	270	8,760.00	
1050709	152700707 AIRS TA	7/16/2015	270	6,538.78	
1050853	1601093	7/16/2015	270	6,474.40	
1050739	1600989	7/16/2015	270	5,594.00	
1050869	1601103	7/16/2015	270	4,933.31	
1050712	152700710 AIRS D€	7/16/2015	270	4,500.00	
1050857	1601096	7/16/2015	270	4,048.81	
1050858	1601097	7/16/2015	270	3,870.12	
1050851	1601091	7/16/2015	270	3,832.50	
1050867	1601102	7/16/2015	270	3,790.43	
1050793	1601037	7/16/2015	270	3,680.16	
1050716	1601047	7/16/2015	270	3,670.54	
1050737	1600987	7/16/2015	270	3,317.26	
1050796	1601040	7/16/2015	270	3,185.00	
1050852	1601092	7/16/2015	270	2,016.15	
1050733	1600983	7/16/2015	270	1,876.44	
1050710	152700708 AIRS D€	7/16/2015	270	1,825.65	
1050711	152700709 AIRS D€	7/16/2015	270	1,506.59	
1050811	1601069	7/16/2015	270	1,270.10	
1050810	1601068	7/16/2015	270	1,230.00	
1050795	1601039	7/16/2015	270	880.00	

Run Date: 6/30/2016
 Run Time: 2:55:37PM

Demand Account Activity

Start Date: 7/1/2015 End Date: 6/30/2016

Page: 50
 User: 0

Jnl. Entry	Ref #	Trx. Date	Ledger	Debit Amount	Credit Amount
1050844	1601086	7/16/2015	270	848.75	
1050799	1601042	7/16/2015	270	825.00	
1050845	1601087	7/16/2015	270	650.00	
1050848	1601089	7/16/2015	270	650.00	
1050797	1601041	7/16/2015	270	610.00	
1050738	1600988	7/16/2015	270	500.00	
1050800	1601043	7/16/2015	270	498.50	
1050860	1601098	7/16/2015	270	468.60	
1050806	1601064	7/16/2015	270	353.37	
1050847	1601088	7/16/2015	270	200.00	
1050849	1601090	7/16/2015	270	180.00	
1050802	1601045	7/16/2015	270	180.00	
1050807	1601065	7/16/2015	270	172.15	
1050801	1601044	7/16/2015	270	100.00	
1050808	1601066	7/16/2015	270	63.91	
1050782	1601048	7/16/2015	270	52.54	
1050730	1600981	7/16/2015	270	50.00	
1050843	1601085	7/16/2015	270	46.01	
1050842	1601084	7/16/2015	270	39.24	
1050809	1601067	7/16/2015	270	21.61	
1050384	DFA EFT REV 7/16/	7/16/2015	270		3,020.97
1050794	152700712	7/16/2015	270		18,866,725.97
1050397	152700701	7/16/2015	270		16,367,000.00
1050398	152700702	7/16/2015	270		343,510.24
1050718	152700703	7/16/2015	270		180,197,612.60
1051234	152700706 AIRS TA	7/17/2015	270	46,229,466.98	
1051247	152700703	7/17/2015	270	26,505,720.00	
1051129	153000704	7/17/2015	270	20,000,000.00	
1051272	1601145	7/17/2015	270	5,174,417.69	
1051325	1601194	7/17/2015	270	4,333,039.66	
1051323	1601192	7/17/2015	270	3,586,065.67	
1051295	152700719	7/17/2015	270	3,000,000.00	
1051266	1601138	7/17/2015	270	1,870,952.82	
1051290	1601202	7/17/2015	270	1,480,934.92	
1051241	1601117	7/17/2015	270	825,882.64	
1051302	1601171	7/17/2015	270	564,797.30	
1051265	1601137	7/17/2015	270	446,148.85	
1051264	1601136	7/17/2015	270	428,225.79	
1051263	1601135	7/17/2015	270	299,380.92	
1051286	1601156	7/17/2015	270	251,860.36	
1051336	1601203	7/17/2015	270	233,253.97	
1051356	1601222	7/17/2015	270	114,441.05	
1051271	1601144	7/17/2015	270	108,347.30	
1051327	1601195	7/17/2015	270	91,328.37	
1051293	1601196	7/17/2015	270	53,751.74	
1051303	1601172	7/17/2015	270	53,620.00	
1051262	1601134	7/17/2015	270	49,910.75	
1051334	1601201	7/17/2015	270	49,650.65	
1051349	1601214	7/17/2015	270	47,477.44	
1051261	1601133	7/17/2015	270	43,034.78	
1051301	1601170	7/17/2015	270	41,833.46	
1051260	1601132	7/17/2015	270	39,475.37	
1051340	1601207	7/17/2015	270	38,827.00	
1051259	1601131	7/17/2015	270	23,071.77	
1051236	152700707 AIRS TA	7/17/2015	270	18,265.34	
1051258	1601130	7/17/2015	270	17,836.63	

Run Date: 6/30/2016
 Run Time: 2:55:37PM

Demand Account Activity

Start Date: 7/1/2015 End Date: 6/30/2016

Page: 51
 User: 0

Jnl. Entry	Ref #	Trx. Date	Ledger	Debit Amount	Credit Amount
1051257	1601129	7/17/2015	270	16,671.31	
1051328	1601211	7/17/2015	270	15,155.05	
1051275	1601148	7/17/2015	270	12,196.00	
1051304	1601173	7/17/2015	270	11,700.38	
1051256	1601128	7/17/2015	270	11,257.37	
1051276	1601149	7/17/2015	270	8,298.83	
1051255	1601127	7/17/2015	270	7,761.07	
1051267	1601139	7/17/2015	270	7,205.00	
1051329	1601197	7/17/2015	270	7,163.60	
1051254	1601126	7/17/2015	270	6,965.77	
1051239	152700708 AIRS DE	7/17/2015	270	6,498.86	
1051274	1601147	7/17/2015	270	6,081.81	
1051237	1601116	7/17/2015	270	5,725.03	
1051253	1601125	7/17/2015	270	5,643.81	
1051252	1601124	7/17/2015	270	5,488.74	
1051251	1601123	7/17/2015	270	5,335.57	
1051291	1601163	7/17/2015	270	3,562.75	
1051240	152700709 AIRS DE	7/17/2015	270	2,734.88	
1051296	1601165	7/17/2015	270	2,625.00	
1051244	152700710 AIRS DE	7/17/2015	270	2,250.00	
1051250	1601122	7/17/2015	270	2,241.54	
1051331	1601198	7/17/2015	270	2,078.21	
1051273	1601146	7/17/2015	270	2,023.00	
1051333	1601200	7/17/2015	270	1,365.11	
1051249	1601121	7/17/2015	270	1,143.93	
1051287	1601157	7/17/2015	270	1,107.05	
1051285	1601155	7/17/2015	270	1,035.00	
1051298	1601167	7/17/2015	270	876.50	
1051324	1601193	7/17/2015	270	585.58	
1051297	1601166	7/17/2015	270	510.00	
1051245	1601119	7/17/2015	270	400.00	
1051300	1601169	7/17/2015	270	375.00	
1051294	1601164	7/17/2015	270	290.00	
1051332	1601199	7/17/2015	270	251.78	
1051248	1601120	7/17/2015	270	135.00	
1051299	1601168	7/17/2015	270	130.00	
1051243	1601118	7/17/2015	270	50.00	
1051238	DFA EFT REV 7/17/	7/17/2015	270		275,323.76
1051219	152700701	7/17/2015	270		1,398,000.00
1051220	152700702	7/17/2015	270		5,174,417.69
1051284	152700711	7/17/2015	270		109,390,899.82
1051695	152700706 AIRS TA	7/20/2015	270	23,424,092.05	
1051683	153000703	7/20/2015	270	12,000,000.00	
1051766	1601299	7/20/2015	270	2,325,776.92	
1051810	1601338	7/20/2015	270	1,200,000.00	
1051801	1601300	7/20/2015	270	492,228.60	
1051698	1601245	7/20/2015	270	466,618.41	
1051802	1601301	7/20/2015	270	182,438.71	
1051811	1601339	7/20/2015	270	168,258.29	
1051784	1601342	7/20/2015	270	161,477.66	
1051803	1601302	7/20/2015	270	140,107.52	
1051726	1601265	7/20/2015	270	131,421.50	
1051761	1601293	7/20/2015	270	112,938.67	
1051762	1601294	7/20/2015	270	50,903.39	
1051700	1601246	7/20/2015	270	37,809.20	
1051807	1601337	7/20/2015	270	17,648.91	

Run Date: 6/30/2016
 Run Time: 2:55:37PM

Demand Account Activity

Page: 52
 User: 0

Start Date: 7/1/2015 End Date: 6/30/2016

Jnl. Entry	Ref #	Trx. Date	Ledger	Debit Amount	Credit Amount
1051706	1601251	7/20/2015	270	15,845.97	
1051804	1601303	7/20/2015	270	15,746.85	
1051696	152700707 AIRS TA	7/20/2015	270	9,982.06	
1051816	1601346	7/20/2015	270	9,239.25	
1051702	152700709 AIRS DE	7/20/2015	270	9,014.32	
1051701	1601247	7/20/2015	270	7,944.96	
1051703	1601248	7/20/2015	270	7,438.00	
1051763	1601295	7/20/2015	270	4,818.69	
1051773	1601313	7/20/2015	270	4,481.00	
1051774	1601314	7/20/2015	270	4,157.00	
1051776	1601315	7/20/2015	270	3,534.00	
1051817	1601347	7/20/2015	270	3,495.00	
1051777	1601316	7/20/2015	270	3,450.00	
1051779	1601317	7/20/2015	270	2,979.00	
1051717	1601259	7/20/2015	270	2,624.75	
1051704	1601249	7/20/2015	270	2,470.90	
1051780	1601318	7/20/2015	270	2,294.40	
1051707	152700710 AIRS DE	7/20/2015	270	2,250.00	
1051705	1601250	7/20/2015	270	2,241.00	
1051764	1601296	7/20/2015	270	2,194.17	
1051722	1601261	7/20/2015	270	1,920.00	
1051795	1601297	7/20/2015	270	1,751.76	
1051819	1601348	7/20/2015	270	1,740.00	
1051782	1601319	7/20/2015	270	1,145.00	
1051785	1601320	7/20/2015	270	1,052.05	
1051381	1601240	7/20/2015	270	869.18	
1051759	1601291	7/20/2015	270	840.00	
1051699	152700708 AIRS DE	7/20/2015	270	820.79	
1051724	1601263	7/20/2015	270	781.75	
1051787	1601321	7/20/2015	270	575.00	
1051760	1601292	7/20/2015	270	571.00	
1051378	1601237	7/20/2015	270	530.00	
1051789	1601322	7/20/2015	270	527.82	
1051697	1601244	7/20/2015	270	500.00	
1051791	1601323	7/20/2015	270	478.20	
1051723	1601262	7/20/2015	270	360.00	
1051377	1601236	7/20/2015	270	348.07	
1051376	1601235	7/20/2015	270	334.60	
1051809	1601343	7/20/2015	270	260.00	
1051813	1601340	7/20/2015	270	250.00	
1051686	1601243	7/20/2015	270	211.20	
1051721	1601260	7/20/2015	270	210.00	
1051767	1601324	7/20/2015	270	161.02	
1051725	1601264	7/20/2015	270	110.00	
1051775	1601325	7/20/2015	270	105.00	
1051379	1601238	7/20/2015	270	100.00	
1051815	1601341	7/20/2015	270	83.42	
1051380	1601239	7/20/2015	270	80.00	
1051814	1601345	7/20/2015	270	75.00	
1051778	1601326	7/20/2015	270	75.00	
1051781	1601327	7/20/2015	270	65.43	
1051765	1601298	7/20/2015	270	62.01	
1051786	1601328	7/20/2015	270	43.30	
1051812	1601344	7/20/2015	270	40.00	
1051788	1601329	7/20/2015	270	28.00	
1051375	1601234	7/20/2015	270	27.91	

Demand Account Activity

Start Date: 7/1/2015 End Date: 6/30/2016

Jnl. Entry	Ref #	Trx. Date	Ledger	Debit Amount	Credit Amount
1051374	1601233	7/20/2015	270	24.37	
1051372	1601231	7/20/2015	270	23.62	
1051373	1601232	7/20/2015	270	20.08	
1051790	1601330	7/20/2015	270	16.00	
1051792	1601331	7/20/2015	270	12.00	
1051794	1601332	7/20/2015	270	8.00	
1051719	8006030	7/20/2015	270		131,889.19
1051687	152700701	7/20/2015	270		1,707,000.00
1051718	152700703	7/20/2015	270		19,993,300.00
1051736	152700704	7/20/2015	270		12,713,334.78
1051799	152700710	7/20/2015	270		7,000,000.00
1051835	152700703	7/21/2015	270	103,139,000.00	
1051846	152700708 AIRS TA	7/21/2015	270	88,471,258.31	
1051832	153000704	7/21/2015	270	23,000,000.00	
1051833	152700701	7/21/2015	270	4,083,947.90	
1051839	1601355	7/21/2015	270	2,000,000.00	
1052220	1601448	7/21/2015	270	1,700,000.00	
1052217	1601445	7/21/2015	270	1,539,827.68	
1052161	1601396	7/21/2015	270	1,348,870.33	
1051836	152700704	7/21/2015	270	1,000,000.00	
1051881	1601377	7/21/2015	270	958,926.31	
1052255	1601480	7/21/2015	270	870,506.66	
1052192	1601421	7/21/2015	270	527,032.46	
1052197	1601426	7/21/2015	270	480,200.88	
1051847	1601356	7/21/2015	270	200,768.58	
1052193	1601422	7/21/2015	270	178,704.55	
1052218	1601446	7/21/2015	270	173,810.38	
1052195	1601424	7/21/2015	270	133,978.23	
1052196	1601425	7/21/2015	270	124,150.00	
1051850	1601358	7/21/2015	270	114,002.93	
1052249	1601474	7/21/2015	270	65,065.36	
1052214	1601442	7/21/2015	270	60,901.94	
1051857	1601362	7/21/2015	270	60,318.66	
1052185	1601415	7/21/2015	270	51,959.60	
1052191	1601420	7/21/2015	270	47,273.19	
1052187	1601416	7/21/2015	270	42,530.40	
1052198	1601427	7/21/2015	270	34,783.58	
1051870	1601370	7/21/2015	270	29,505.83	
1051848	152700709 AIRS TA	7/21/2015	270	29,012.13	
1052170	1601405	7/21/2015	270	26,670.01	
1052179	1601409	7/21/2015	270	24,953.82	
1052250	1601475	7/21/2015	270	20,975.94	
1052215	1601443	7/21/2015	270	18,683.84	
1052216	1601444	7/21/2015	270	17,614.43	
1051871	1601371	7/21/2015	270	16,649.02	
1052189	1601418	7/21/2015	270	15,400.75	
1051886	1601382	7/21/2015	270	14,998.01	
1052219	1601447	7/21/2015	270	13,669.80	
1051885	1601381	7/21/2015	270	12,331.39	
1051849	1601357	7/21/2015	270	10,196.12	
1051852	1601359	7/21/2015	270	10,000.00	
1052188	1601417	7/21/2015	270	6,732.87	
1051889	1601385	7/21/2015	270	6,197.22	
1052212	1601440	7/21/2015	270	5,842.13	
1052183	1601413	7/21/2015	270	5,275.60	
1051854	1601360	7/21/2015	270	3,872.81	

Run Date: 6/30/2016
 Run Time: 2:55:37PM

Demand Account Activity

Start Date: 7/1/2015 End Date: 6/30/2016

Page: 54
 User: 0

Jnl. Entry	Ref #	Trx. Date	Ledger	Debit Amount	Credit Amount
1051883	1601379	7/21/2015	270	3,842.50	
1052184	1601414	7/21/2015	270	3,558.00	
1051888	1601384	7/21/2015	270	3,525.40	
1052213	1601441	7/21/2015	270	3,114.20	
1052254	1601479	7/21/2015	270	2,740.00	
1052190	1601419	7/21/2015	270	2,710.53	
1051851	152700710 AIRS D€	7/21/2015	270	2,507.69	
1052160	1601395	7/21/2015	270	2,144.80	
1051879	1601376	7/21/2015	270	1,840.00	
1052180	1601410	7/21/2015	270	1,762.50	
1052253	1601478	7/21/2015	270	1,548.60	
1051887	1601383	7/21/2015	270	1,332.40	
1051855	152700712 AIRS D€	7/21/2015	270	1,275.00	
1051853	152700711 AIRS D€	7/21/2015	270	1,239.67	
1052252	1601477	7/21/2015	270	1,165.00	
1052177	1601408	7/21/2015	270	1,060.00	
1051884	1601380	7/21/2015	270	1,010.00	
1052182	1601412	7/21/2015	270	670.00	
1051875	1601374	7/21/2015	270	624.25	
1051873	1601372	7/21/2015	270	360.00	
1051877	1601375	7/21/2015	270	350.00	
1052181	1601411	7/21/2015	270	320.00	
1051882	1601378	7/21/2015	270	300.00	
1052159	1601394	7/21/2015	270	200.00	
1052194	1601423	7/21/2015	270	139.20	
1052256	1601481	7/21/2015	270	135.80	
1051874	1601373	7/21/2015	270	120.00	
1052251	1601476	7/21/2015	270	90.00	
1052257	1601482	7/21/2015	270	55.42	
1051856	1601361	7/21/2015	270	2.40	
1051831	DFA EFT REV 7/21/	7/21/2015	270		11,084.60
1051834	152700702	7/21/2015	270		3,231,000.00
1051862	152700705	7/21/2015	270		188,157,014.04
1052175	152700713	7/21/2015	270		16,171,476.43
1052269	152700720	7/21/2015	270		23,000,000.00
1052631	152700708 AIRS TA	7/22/2015	270	71,901,665.98	
1052698	1601572	7/22/2015	270	22,972,764.67	
1052298	153000703	7/22/2015	270	12,000,000.00	
1052299	153000704	7/22/2015	270	6,000,000.00	
1052618	1601509	7/22/2015	270	3,026,900.39	
1052699	1601573	7/22/2015	270	1,351,935.14	
1052702	1601575	7/22/2015	270	994,803.06	
1052639	1601526	7/22/2015	270	966,047.56	
1052701	1601574	7/22/2015	270	689,966.33	
1052640	1601527	7/22/2015	270	539,603.33	
1052625	1601516	7/22/2015	270	482,316.71	
1052737	1601606	7/22/2015	270	280,000.00	
1052627	1601517	7/22/2015	270	236,461.82	
1052735	1601604	7/22/2015	270	151,464.57	
1052621	1601512	7/22/2015	270	109,900.00	
1052671	1601552	7/22/2015	270	86,900.00	
1052738	1601599	7/22/2015	270	85,242.84	
1052731	1601600	7/22/2015	270	82,226.37	
1052736	1601605	7/22/2015	270	79,735.48	
1052641	1601528	7/22/2015	270	69,683.89	
1052694	1601570	7/22/2015	270	66,679.30	

Run Date: 6/30/2016
 Run Time: 2:55:37PM

Demand Account Activity

Page: 55
 User: 0

Start Date: 7/1/2015 End Date: 6/30/2016

Jnl. Entry	Ref #	Trx. Date	Ledger	Debit Amount	Credit Amount
1052629	1601518	7/22/2015	270	48,544.57	
1052644	1601530	7/22/2015	270	44,553.60	
1052630	1601519	7/22/2015	270	38,630.25	
1052732	1601601	7/22/2015	270	38,004.25	
1052278	1601494	7/22/2015	270	33,453.00	
1052633	152700709 AIRS DE	7/22/2015	270	29,400.00	
1052632	1601520	7/22/2015	270	26,722.44	
1052696	1601571	7/22/2015	270	23,733.45	
1052733	1601602	7/22/2015	270	20,547.97	
1052710	1601582	7/22/2015	270	11,946.20	
1052760	1601628	7/22/2015	270	11,581.00	
1052634	1601521	7/22/2015	270	11,273.80	
1052617	1601508	7/22/2015	270	10,109.29	
1052635	1601522	7/22/2015	270	9,824.22	
1052636	1601523	7/22/2015	270	7,018.73	
1052650	1601534	7/22/2015	270	6,544.29	
1052637	1601524	7/22/2015	270	4,917.71	
1052754	1601625	7/22/2015	270	4,834.00	
1052287	1601499	7/22/2015	270	4,332.00	
1052730	1601598	7/22/2015	270	4,109.50	
1052638	1601525	7/22/2015	270	3,996.94	
1052670	1601551	7/22/2015	270	3,655.84	
1052622	1601513	7/22/2015	270	3,622.06	
1052676	1601557	7/22/2015	270	2,964.00	
1052648	1601533	7/22/2015	270	2,929.98	
1052646	1601532	7/22/2015	270	2,813.28	
1052624	1601515	7/22/2015	270	2,806.40	
1052616	1601507	7/22/2015	270	2,706.64	
1052303	1601506	7/22/2015	270	1,708.77	
1052674	1601555	7/22/2015	270	1,660.00	
1052729	1601597	7/22/2015	270	1,490.68	
1052726	1601594	7/22/2015	270	1,397.10	
1052755	1601626	7/22/2015	270	999.60	
1052689	1601567	7/22/2015	270	850.00	
1052727	1601595	7/22/2015	270	792.50	
1052672	1601553	7/22/2015	270	730.50	
1052645	1601531	7/22/2015	270	675.00	
1052728	1601596	7/22/2015	270	533.50	
1052620	1601511	7/22/2015	270	493.52	
1052709	1601581	7/22/2015	270	410.00	
1052653	1601536	7/22/2015	270	325.00	
1052675	1601556	7/22/2015	270	320.00	
1052734	1601603	7/22/2015	270	290.12	
1052652	1601535	7/22/2015	270	290.00	
1052296	1601504	7/22/2015	270	279.31	
1052686	1601565	7/22/2015	270	250.00	
1052692	1601568	7/22/2015	270	250.00	
1052677	1601558	7/22/2015	270	240.00	
1052688	1601566	7/22/2015	270	200.00	
1052770	1601631	7/22/2015	270	170.00	
1052623	1601514	7/22/2015	270	145.00	
1052691	1601569	7/22/2015	270	141.46	
1052673	1601554	7/22/2015	270	135.00	
1052771	1601632	7/22/2015	270	119.00	
1052619	1601510	7/22/2015	270	77.09	
1052762	1601629	7/22/2015	270	70.00	

Run Date: 6/30/2016
 Run Time: 2:55:37PM

Demand Account Activity

Start Date: 7/1/2015 End Date: 6/30/2016

Page: 56
 User: 0

Jnl. Entry	Ref #	Trx. Date	Ledger	Debit Amount	Credit Amount
1052751	1601623	7/22/2015	270	47.50	
1052766	1601630	7/22/2015	270	47.50	
1052708	1601580	7/22/2015	270	40.00	
1052753	1601624	7/22/2015	270	12.00	
1052750	1601622	7/22/2015	270	8.00	
1052757	1601627	7/22/2015	270	4.25	
1052300	152700701	7/22/2015	270		7,692,000.00
1052301	152700702	7/22/2015	270		3,026,900.39
1052642	152700710	7/22/2015	270		79,614,832.49
1052643	DFA EFT REV 7/22/	7/22/2015	270		4,766.72
1052777	152700714	7/22/2015	270		7,000,000.00
1052651	152700713	7/22/2015	270		25,360,723.40
1054074	1601704	7/23/2015	270	68,669,426.77	
1053848	152700704 AIRS TA	7/23/2015	270	21,622,253.21	
1053081	153000703	7/23/2015	270	17,000,000.00	
1054020	152700701	7/23/2015	270	15,368,955.33	
1054075	1601705	7/23/2015	270	2,447,245.88	
1054115	152700710	7/23/2015	270	1,000,000.00	
1052811	152700711	7/23/2015	270	1,000,000.00	
1053852	1601650	7/23/2015	270	860,875.24	
1054033	1601663	7/23/2015	270	254,913.57	
1054037	1601667	7/23/2015	270	210,000.00	
1054029	1601659	7/23/2015	270	167,437.45	
1054058	1601688	7/23/2015	270	160,512.00	
1054076	1601706	7/23/2015	270	136,032.89	
1054038	1601668	7/23/2015	270	131,433.57	
1054077	1601707	7/23/2015	270	112,198.40	
1054032	1601662	7/23/2015	270	70,577.20	
1054072	1601702	7/23/2015	270	63,873.91	
1054031	1601661	7/23/2015	270	53,396.03	
1054027	1601657	7/23/2015	270	44,098.78	
1054073	1601703	7/23/2015	270	36,907.94	
1054060	1601690	7/23/2015	270	35,377.15	
1054061	1601691	7/23/2015	270	34,522.19	
1054078	1601708	7/23/2015	270	33,363.35	
1053849	152700705 AIRS TA	7/23/2015	270	32,094.21	
1054015	152700706 AIRS DE	7/23/2015	270	19,318.54	
1054028	1601658	7/23/2015	270	14,566.72	
1054048	1601678	7/23/2015	270	12,076.25	
1054024	1601654	7/23/2015	270	11,644.48	
1054025	1601655	7/23/2015	270	9,766.53	
1054016	152700707 AIRS DE	7/23/2015	270	7,698.20	
1054070	1601700	7/23/2015	270	6,273.32	
1054050	1601680	7/23/2015	270	5,230.00	
1054071	1601701	7/23/2015	270	5,144.75	
1054026	1601656	7/23/2015	270	4,150.10	
1054022	1601652	7/23/2015	270	4,139.48	
1054023	1601653	7/23/2015	270	3,992.09	
1054069	1601699	7/23/2015	270	3,604.00	
1054039	1601669	7/23/2015	270	2,900.00	
1054017	152700708 AIRS DE	7/23/2015	270	2,535.00	
1054062	1601692	7/23/2015	270	2,007.50	
1054034	1601664	7/23/2015	270	1,852.79	
1054021	1601651	7/23/2015	270	1,414.55	
1054051	1601681	7/23/2015	270	1,010.00	
1054049	1601679	7/23/2015	270	950.00	

Run Date: 6/30/2016
 Run Time: 2:55:37PM

Demand Account Activity

Start Date: 7/1/2015 End Date: 6/30/2016

Page: 57
 User: 0

Jnl. Entry	Ref #	Trx. Date	Ledger	Debit Amount	Credit Amount
1054067	1601697	7/23/2015	270	852.50	
1052814	1601643	7/23/2015	270	825.00	
1054068	1601698	7/23/2015	270	806.58	
1054057	1601687	7/23/2015	270	709.65	
1054046	1601676	7/23/2015	270	658.75	
1054109	1601733	7/23/2015	270	525.00	
1054059	1601689	7/23/2015	270	505.00	
1054066	1601696	7/23/2015	270	229.74	
1054030	1601660	7/23/2015	270	129.57	
1054097	1601732	7/23/2015	270	75.00	
1054047	1601677	7/23/2015	270	60.00	
1054063	1601693	7/23/2015	270	8.00	
1054064	1601694	7/23/2015	270	8.00	
1054065	1601695	7/23/2015	270	8.00	
1052819	DFA EFT REV7/23/	7/23/2015	270		56,799.60
1054104	152700709	7/23/2015	270		129,372,607.71
1054435	152700709	7/24/2015	270	211,201,143.33	
1054140	153000703	7/24/2015	270	21,000,000.00	
1054149	152700704 AIRS TA	7/24/2015	270	4,493,401.70	
1054458	1601795	7/24/2015	270	4,061,393.33	
1054498	152700711	7/24/2015	270	4,000,000.00	
1054473	1601809	7/24/2015	270	1,000,000.00	
1054466	1601803	7/24/2015	270	706,032.02	
1054515	1601843	7/24/2015	270	660,000.00	
1054160	1601761	7/24/2015	270	500,000.00	
1054456	1601793	7/24/2015	270	246,214.77	
1054516	1601844	7/24/2015	270	239,842.21	
1054514	1601842	7/24/2015	270	211,103.06	
1054474	1601810	7/24/2015	270	152,492.34	
1054475	1601811	7/24/2015	270	127,146.60	
1054469	1601805	7/24/2015	270	115,134.60	
1054132	1601750	7/24/2015	270	77,977.75	
1054426	1601768	7/24/2015	270	71,400.00	
1054543	1601865	7/24/2015	270	70,500.00	
1054457	1601794	7/24/2015	270	56,417.42	
1054425	1601767	7/24/2015	270	51,706.75	
1054151	152700705 AIRS TA	7/24/2015	270	36,046.79	
1054534	1601863	7/24/2015	270	35,366.68	
1054463	1601800	7/24/2015	270	33,789.00	
1054467	1601804	7/24/2015	270	30,818.18	
1054447	1601785	7/24/2015	270	28,534.00	
1054159	1601760	7/24/2015	270	21,600.00	
1054129	1601747	7/24/2015	270	20,089.06	
1054459	1601796	7/24/2015	270	18,541.85	
1054158	1601758	7/24/2015	270	13,072.09	
1054542	1601864	7/24/2015	270	11,123.65	
1054130	1601748	7/24/2015	270	9,817.54	
1054504	1601834	7/24/2015	270	9,185.25	
1054131	1601749	7/24/2015	270	8,116.63	
1054470	1601806	7/24/2015	270	7,140.00	
1054431	1601773	7/24/2015	270	6,966.00	
1054162	1601762	7/24/2015	270	6,510.12	
1054524	1601853	7/24/2015	270	5,071.58	
1054471	1601807	7/24/2015	270	4,401.67	
1054465	1601802	7/24/2015	270	4,191.60	
1054154	152700707 AIRS DE	7/24/2015	270	2,955.68	

Run Date: 6/30/2016
 Run Time: 2:55:37PM

Demand Account Activity

Start Date: 7/1/2015 End Date: 6/30/2016

Page: 58
 User: 0

Jnl. Entry	Ref #	Trx. Date	Ledger	Debit Amount	Credit Amount
1054429	1601771	7/24/2015	270	2,800.00	
1054164	1601765	7/24/2015	270	2,404.00	
1054446	1601784	7/24/2015	270	2,374.60	
1054460	1601797	7/24/2015	270	2,290.96	
1054518	1601847	7/24/2015	270	1,822.88	
1054156	1601759	7/24/2015	270	1,632.10	
1054153	152700706 AIRS D€	7/24/2015	270	1,392.64	
1054133	1601751	7/24/2015	270	1,385.63	
1054455	1601792	7/24/2015	270	1,086.80	
1054472	1601808	7/24/2015	270	1,057.52	
1054505	1601835	7/24/2015	270	997.53	
1054454	1601791	7/24/2015	270	905.00	
1054525	1601854	7/24/2015	270	706.16	
1054155	152700708 AIRS D€	7/24/2015	270	675.00	
1054464	1601801	7/24/2015	270	640.71	
1054432	1601774	7/24/2015	270	560.00	
1054427	1601769	7/24/2015	270	554.50	
1054430	1601772	7/24/2015	270	530.00	
1054461	1601798	7/24/2015	270	361.68	
1054424	1601766	7/24/2015	270	327.00	
1054163	1601763	7/24/2015	270	150.00	
1054428	1601770	7/24/2015	270	140.00	
1054462	1601799	7/24/2015	270	114.50	
1054503	1601833	7/24/2015	270	90.00	
1054500	1601832	7/24/2015	270	43.16	
1054157	1601757	7/24/2015	270	11.50	
1054118	DA EFT REV 7/24/1	7/24/2015	270		539.57
1054141	152700701	7/24/2015	270		73,835,000.00
1054438	152700710	7/24/2015	270		175,589,072.62
1054859	152700704 AIR TAX	7/27/2015	270	28,800,536.24	
1054781	153000703	7/27/2015	270	19,000,000.00	
1054909	1601930	7/27/2015	270	6,526,118.94	
1054856	1601890	7/27/2015	270	4,508,060.00	
1054910	1601931	7/27/2015	270	1,885,840.81	
1054860	1601892	7/27/2015	270	1,752,772.71	
1054958	152700712	7/27/2015	270	1,000,000.00	
1054862	1601894	7/27/2015	270	929,288.77	
1054857	1601891	7/27/2015	270	832,027.92	
1054928	1601946	7/27/2015	270	439,116.36	
1054929	1601947	7/27/2015	270	395,979.73	
1054930	1601948	7/27/2015	270	169,906.75	
1054933	1601954	7/27/2015	270	143,329.77	
1054915	1601934	7/27/2015	270	116,963.40	
1054783	152700702	7/27/2015	270	90,455.19	
1054562	1601882	7/27/2015	270	62,299.40	
1054854	1601888	7/27/2015	270	35,067.52	
1054864	152700705 AIRS TA	7/27/2015	270	34,710.23	
1054932	1601953	7/27/2015	270	26,142.43	
1054855	1601889	7/27/2015	270	25,523.87	
1054908	1601929	7/27/2015	270	9,007.81	
1054916	1601935	7/27/2015	270	7,975.00	
1054927	1601945	7/27/2015	270	7,185.50	
1054907	1601928	7/27/2015	270	7,014.69	
1054936	1601957	7/27/2015	270	6,749.11	
1054565	1601886	7/27/2015	270	6,736.08	
1054865	152700706 AIRS D€	7/27/2015	270	6,515.13	

Run Date: 6/30/2016
 Run Time: 2:55:37PM

Demand Account Activity

Page: 59
 User: 0

Start Date: 7/1/2015 End Date: 6/30/2016

Jnl. Entry	Ref #	Trx. Date	Ledger	Debit Amount	Credit Amount
1054924	1601942	7/27/2015	270	3,660.00	
1054879	1601907	7/27/2015	270	3,223.50	
1054934	1601955	7/27/2015	270	3,204.50	
1054925	1601943	7/27/2015	270	3,067.88	
1054926	1601944	7/27/2015	270	2,805.58	
1054921	1601940	7/27/2015	270	2,620.93	
1054922	1601941	7/27/2015	270	2,560.80	
1054853	1601887	7/27/2015	270	2,266.00	
1054861	1601893	7/27/2015	270	2,178.11	
1054918	1601937	7/27/2015	270	2,130.00	
1054877	1601905	7/27/2015	270	1,785.00	
1054931	1601949	7/27/2015	270	1,672.06	
1054561	1601881	7/27/2015	270	1,470.00	
1054917	1601936	7/27/2015	270	1,427.45	
1054872	1601903	7/27/2015	270	833.75	
1054913	1601932	7/27/2015	270	717.20	
1054550	1601871	7/27/2015	270	520.84	
1054881	1601909	7/27/2015	270	450.00	
1054564	1601884	7/27/2015	270	400.00	
1054878	1601906	7/27/2015	270	330.00	
1054880	1601908	7/27/2015	270	260.00	
1054883	1601911	7/27/2015	270	250.00	
1054920	1601939	7/27/2015	270	237.31	
1054914	1601933	7/27/2015	270	218.67	
1054876	1601904	7/27/2015	270	120.00	
1054937	1601958	7/27/2015	270	114.34	
1054882	1601910	7/27/2015	270	90.00	
1054551	1601872	7/27/2015	270	59.66	
1054563	1601883	7/27/2015	270	50.00	
1054866	152700707 AIRS DE	7/27/2015	270	44.97	
1054919	1601938	7/27/2015	270	28.66	
1054863	1601896	7/27/2015	270	15.86	
1054887	8006065	7/27/2015	270		818,182.22
1054782	152700701	7/27/2015	270		8,802,000.00
1054784	152700703	7/27/2015	270		250.00
1054886	152700708	7/27/2015	270		33,283,300.12
1054891	152700711	7/27/2015	270		23,926,134.59
1055299	152700704 AIRS TA	7/28/2015	270	37,178,957.83	
1055253	153000703	7/28/2015	270	6,000,000.00	
1055281	152700702	7/28/2015	270	2,000,000.00	
1055343	1602041	7/28/2015	270	1,323,908.49	
1055346	1602044	7/28/2015	270	1,013,682.07	
1055402	1602087	7/28/2015	270	1,000,000.00	
1055275	1601989	7/28/2015	270	583,851.27	
1055264	1601982	7/28/2015	270	445,237.04	
1055342	1602040	7/28/2015	270	330,712.47	
1055276	1601990	7/28/2015	270	274,769.16	
1055310	1602008	7/28/2015	270	264,195.88	
1055278	1601991	7/28/2015	270	247,272.61	
1055335	1602033	7/28/2015	270	148,197.21	
1055368	1602072	7/28/2015	270	89,000.00	
1055268	1601983	7/28/2015	270	62,656.25	
1055405	1602088	7/28/2015	270	51,050.00	
1055344	1602042	7/28/2015	270	46,566.42	
1055279	1601992	7/28/2015	270	33,032.29	
1055271	1601985	7/28/2015	270	32,008.52	

Run Date: 6/30/2016
 Run Time: 2:55:37PM

Demand Account Activity

Start Date: 7/1/2015 End Date: 6/30/2016

Page: 60
 User: 0

Jnl. Entry	Ref #	Trx. Date	Ledger	Debit Amount	Credit Amount
1055300	152700705 AIRS TA	7/28/2015	270	27,053.01	
1055270	1601984	7/28/2015	270	26,202.59	
1055334	1602032	7/28/2015	270	24,581.64	
1055258	1601973	7/28/2015	270	23,643.41	
1054965	1601981	7/28/2015	270	18,290.18	
1055345	1602043	7/28/2015	270	18,042.59	
1055272	1601986	7/28/2015	270	16,441.46	
1055265	1601979	7/28/2015	270	15,000.00	
1055263	1601978	7/28/2015	270	10,000.00	
1055347	1602045	7/28/2015	270	6,894.22	
1055273	1601987	7/28/2015	270	6,750.69	
1055255	1601971	7/28/2015	270	5,737.00	
1055341	1602039	7/28/2015	270	4,886.38	
1055313	1602011	7/28/2015	270	4,750.66	
1055323	1602021	7/28/2015	270	4,580.50	
1055266	1601980	7/28/2015	270	3,876.37	
1055301	152700706 AIRS DE	7/28/2015	270	3,210.34	
1055325	1602023	7/28/2015	270	2,474.56	
1055259	1601974	7/28/2015	270	2,323.50	
1055260	1601975	7/28/2015	270	2,136.00	
1055274	1601988	7/28/2015	270	2,083.50	
1055322	1602020	7/28/2015	270	1,825.00	
1055309	1602007	7/28/2015	270	1,775.00	
1055331	1602029	7/28/2015	270	1,600.00	
1055261	1601976	7/28/2015	270	1,548.32	
1055332	1602030	7/28/2015	270	1,512.33	
1055262	1601977	7/28/2015	270	1,366.29	
1055333	1602031	7/28/2015	270	1,298.33	
1055319	1602017	7/28/2015	270	933.25	
1055308	1602006	7/28/2015	270	872.40	
1055318	1602016	7/28/2015	270	730.00	
1055392	1602083	7/28/2015	270	666.40	
1055311	1602009	7/28/2015	270	530.32	
1055329	1602027	7/28/2015	270	450.00	
1055324	1602022	7/28/2015	270	380.00	
1055321	1602019	7/28/2015	270	350.00	
1055330	1602028	7/28/2015	270	220.00	
1055314	1602012	7/28/2015	270	177.50	
1055257	1601972	7/28/2015	270	126.00	
1055320	1602018	7/28/2015	270	120.00	
1055312	1602010	7/28/2015	270	118.04	
1055315	1602013	7/28/2015	270	95.00	
1055328	1602026	7/28/2015	270	72.25	
1055316	1602014	7/28/2015	270	60.00	
1055327	1602025	7/28/2015	270	47.50	
1055326	1602024	7/28/2015	270	19.84	
1055390	1602082	7/28/2015	270	18.00	
1055317	1602015	7/28/2015	270	17.00	
1055394	1602084	7/28/2015	270	8.00	
1055389	1602081	7/28/2015	270	4.00	
1054967	8006067	7/28/2015	270		109,279.77
1055277	152700701	7/28/2015	270		3,433,000.00
1055283	152700707	7/28/2015	270		31,997,333.33
1055302	152700708	7/28/2015	270		14,920,045.68
1055404	152700712	7/28/2015	270		1,000,000.00
1055431	152700707 AIRS TA	7/29/2015	270	19,556,730.10	

Run Date: 6/30/2016
 Run Time: 2:55:37PM

Demand Account Activity

Start Date: 7/1/2015 End Date: 6/30/2016

Page: 61
 User: 0

Jnl. Entry	Ref #	Trx. Date	Ledger	Debit Amount	Credit Amount
1055419	153000704	7/29/2015	270	11,000,000.00	
1055821	152800701	7/29/2015	270	4,000,000.00	
1055706	1602105	7/29/2015	270	3,059,220.84	
1055421	152700702	7/29/2015	270	1,000,000.00	
1055786	152700713	7/29/2015	270	1,000,000.00	
1055784	1602170	7/29/2015	270	988,758.28	
1055789	1602171	7/29/2015	270	732,025.40	
1055376	1602089	7/29/2015	270	378,832.54	
1055826	1602203	7/29/2015	270	348,021.00	
1055827	1602204	7/29/2015	270	219,804.00	
1055759	1602150	7/29/2015	270	196,079.00	
1055720	1602118	7/29/2015	270	167,315.01	
1055825	1602202	7/29/2015	270	90,925.83	
1055742	1602134	7/29/2015	270	89,157.61	
1055812	1602197	7/29/2015	270	85,962.50	
1055708	1602107	7/29/2015	270	77,243.20	
1055808	1602193	7/29/2015	270	75,000.00	
1055760	1602151	7/29/2015	270	35,668.63	
1055700	152700709 AIRS DE	7/29/2015	270	30,518.19	
1055705	1602104	7/29/2015	270	28,518.23	
1055638	152700708 AIRS TA	7/29/2015	270	22,740.67	
1055740	1602132	7/29/2015	270	17,032.87	
1055709	1602108	7/29/2015	270	12,014.69	
1055758	1602149	7/29/2015	270	9,192.22	
1055741	1602133	7/29/2015	270	8,504.45	
1055751	1602142	7/29/2015	270	8,082.83	
1055739	1602131	7/29/2015	270	4,721.25	
1055750	1602141	7/29/2015	270	4,589.83	
1055701	152700710 AIRS DE	7/29/2015	270	4,498.18	
1055409	1602094	7/29/2015	270	4,165.00	
1055811	1602196	7/29/2015	270	3,993.42	
1055813	1602198	7/29/2015	270	2,936.99	
1055790	1602172	7/29/2015	270	2,802.64	
1055783	1602169	7/29/2015	270	2,503.33	
1055748	1602139	7/29/2015	270	2,205.00	
1055746	1602137	7/29/2015	270	2,155.75	
1055736	1602129	7/29/2015	270	1,803.45	
1055823	1602201	7/29/2015	270	1,754.73	
1055738	1602130	7/29/2015	270	1,350.00	
1055702	152700711 AIRS DE	7/29/2015	270	750.00	
1055707	1602106	7/29/2015	270	738.19	
1055704	1602103	7/29/2015	270	595.00	
1055744	1602135	7/29/2015	270	574.50	
1055719	1602117	7/29/2015	270	450.00	
1055749	1602140	7/29/2015	270	420.00	
1055406	1602091	7/29/2015	270	270.00	
1055806	1602191	7/29/2015	270	225.00	
1055716	1602114	7/29/2015	270	200.00	
1055718	1602116	7/29/2015	270	195.00	
1055717	1602115	7/29/2015	270	180.00	
1055747	1602138	7/29/2015	270	170.00	
1055781	1602168	7/29/2015	270	105.04	
1055714	1602112	7/29/2015	270	105.00	
1055387	1602090	7/29/2015	270	103.30	
1055715	1602113	7/29/2015	270	100.00	
1055745	1602136	7/29/2015	270	95.00	

Run Date: 6/30/2016
 Run Time: 2:55:37PM

Demand Account Activity

Start Date: 7/1/2015 End Date: 6/30/2016

Page: 62
 User: 0

Jnl. Entry	Ref #	Trx. Date	Ledger	Debit Amount	Credit Amount
1055807	1602192	7/29/2015	270	75.00	
1055411	DFA EFT REV 7/29/	7/29/2015	270		123,020.44
1055420	152700701	7/29/2015	270		2,424,000.00
1055422	152700703	7/29/2015	270		3,059,220.84
1055713	152700704	7/29/2015	270		12,933,074.86
1055737	152700712	7/29/2015	270		24,541,830.16
1055951	1602293	7/30/2015	270	47,082,683.98	
1056003	152700715	7/30/2015	270	13,000,000.00	
1055847	153000703	7/30/2015	270	9,000,000.00	
1055856	152700707 AIRS TA	7/30/2015	270	4,365,067.76	
1055890	1602238	7/30/2015	270	712,708.74	
1055889	1602237	7/30/2015	270	629,820.00	
1055888	1602236	7/30/2015	270	591,460.33	
1055921	1602268	7/30/2015	270	460,173.00	
1055887	1602235	7/30/2015	270	361,217.50	
1055957	1602294	7/30/2015	270	329,267.99	
1055892	1602240	7/30/2015	270	268,829.00	
1055891	1602239	7/30/2015	270	187,515.00	
1055925	1602272	7/30/2015	270	175,631.34	
1055865	1602218	7/30/2015	270	146,100.88	
1055920	1602267	7/30/2015	270	143,380.30	
1055922	1602269	7/30/2015	270	72,469.58	
1055931	1602278	7/30/2015	270	66,711.91	
1055959	1602295	7/30/2015	270	58,190.79	
1055960	1602296	7/30/2015	270	58,050.16	
1055878	1602230	7/30/2015	270	56,166.50	
1055942	1602229	7/30/2015	270	49,000.00	
1055947	1602290	7/30/2015	270	42,015.60	
1055900	1602249	7/30/2015	270	38,730.72	
1055984	1602327	7/30/2015	270	36,150.00	
1055843	1602214	7/30/2015	270	33,282.61	
1055862	1602215	7/30/2015	270	30,731.59	
1055949	1602291	7/30/2015	270	28,423.63	
1055985	1602328	7/30/2015	270	20,180.00	
1055864	1602217	7/30/2015	270	18,226.50	
1055857	152700708 AIRS TA	7/30/2015	270	15,006.20	
1055858	152700709 AIRS DE	7/30/2015	270	14,089.53	
1055898	1602245	7/30/2015	270	12,625.00	
1055866	1602219	7/30/2015	270	9,693.26	
1055945	1602289	7/30/2015	270	7,093.00	
1055895	1602243	7/30/2015	270	4,670.00	
1055927	1602274	7/30/2015	270	2,484.00	
1055963	1602298	7/30/2015	270	2,158.88	
1055863	1602216	7/30/2015	270	1,979.79	
1055941	1602287	7/30/2015	270	1,863.30	
1055926	1602273	7/30/2015	270	1,855.50	
1055903	1602288	7/30/2015	270	1,633.46	
1055924	1602271	7/30/2015	270	1,365.00	
1055859	152700710 AIRS DE	7/30/2015	270	1,189.78	
1055923	1602270	7/30/2015	270	1,107.20	
1055899	1602246	7/30/2015	270	1,000.00	
1055961	1602297	7/30/2015	270	977.30	
1055897	1602244	7/30/2015	270	880.00	
1055893	1602241	7/30/2015	270	705.00	
1055936	1602283	7/30/2015	270	642.42	
1055872	1602227	7/30/2015	270	600.00	

Run Date: 6/30/2016
 Run Time: 2:55:37PM

Demand Account Activity

Page: 63
 User: 0

Start Date: 7/1/2015 End Date: 6/30/2016

Jnl. Entry	Ref #	Trx. Date	Ledger	Debit Amount	Credit Amount
1055875	1602228	7/30/2015	270	600.00	
1055874	1602225	7/30/2015	270	400.00	
1055933	1602280	7/30/2015	270	365.00	
1055871	1602226	7/30/2015	270	265.00	
1055870	1602223	7/30/2015	270	250.00	
1055937	1602284	7/30/2015	270	210.00	
1055938	1602285	7/30/2015	270	176.17	
1055930	1602277	7/30/2015	270	167.50	
1055939	1602286	7/30/2015	270	161.18	
1055929	1602276	7/30/2015	270	146.00	
1055860	152700711 AIRS DE	7/30/2015	270	135.00	
1055934	1602281	7/30/2015	270	100.00	
1055996	1602339	7/30/2015	270	94.00	
1055894	1602242	7/30/2015	270	90.00	
1055928	1602275	7/30/2015	270	66.00	
1055873	1602224	7/30/2015	270	60.00	
1055932	1602279	7/30/2015	270	20.00	
1055935	1602282	7/30/2015	270	20.00	
1055950	1602292	7/30/2015	270	8.24	
1055845	DFA EFT REV 7/30/	7/30/2015	270		49,108.91
1055848	152700701	7/30/2015	270		250.00
1055861	152700702	7/30/2015	270		50,835,011.46
1055886	152700705	7/30/2015	270		27,051,757.09
1056644	152700709	7/31/2015	270	64,000,000.00	
1056698	152700713	7/31/2015	270	22,000,000.00	
1056601	153000701	7/31/2015	270	10,000,000.00	
1056651	1602433	7/31/2015	270	5,926,335.73	
1056605	15270073104EFT A	7/31/2015	270	1,749,215.43	
1056589	1602384	7/31/2015	270	1,581,878.88	
1056652	1602434	7/31/2015	270	1,512,539.12	
1056656	1602438	7/31/2015	270	548,719.84	
1056591	1602385	7/31/2015	270	500,100.00	
1056617	1602405	7/31/2015	270	248,006.24	
1056594	1602386	7/31/2015	270	239,000.00	
1056574	1602380	7/31/2015	270	154,523.49	
1056657	1602439	7/31/2015	270	131,920.93	
1056604	152700703	7/31/2015	270	101,080.14	
1056658	1602440	7/31/2015	270	100,361.88	
1056597	1602387	7/31/2015	270	75,000.00	
1056625	1602410	7/31/2015	270	72,131.76	
1056654	1602436	7/31/2015	270	55,322.42	
1056581	1602383	7/31/2015	270	50,724.07	
1056583	1602382	7/31/2015	270	37,582.03	
1056659	1602441	7/31/2015	270	33,975.27	
1056607	15270073106IFTA C	7/31/2015	270	31,108.11	
1056571	1602377	7/31/2015	270	30,438.32	
1056616	1602404	7/31/2015	270	29,089.00	
1056606	15270073105AIRS (7/31/2015	270	27,075.45	
1056034	1602356	7/31/2015	270	23,015.81	
1056619	1602406	7/31/2015	270	22,214.58	
1056566	1602375	7/31/2015	270	17,782.03	
1056575	1602381	7/31/2015	270	16,994.72	
1056572	1602378	7/31/2015	270	12,572.60	
1056676	1602456	7/31/2015	270	9,706.00	
1056638	1602422	7/31/2015	270	7,230.01	
1056683	1602462	7/31/2015	270	6,540.00	

Run Date: 6/30/2016
 Run Time: 2:55:37PM

Demand Account Activity

Start Date: 7/1/2015 End Date: 6/30/2016

Page: 64
 User: 0

Jnl. Entry	Ref #	Trx. Date	Ledger	Debit Amount	Credit Amount
1056624	1602409	7/31/2015	270	5,505.00	
1056655	1602437	7/31/2015	270	5,354.10	
1056640	1602424	7/31/2015	270	5,076.00	
1056558	1602370	7/31/2015	270	4,990.00	
1056667	1602443	7/31/2015	270	3,920.27	
1056573	1602379	7/31/2015	270	3,836.26	
1056639	1602423	7/31/2015	270	3,331.69	
1056556	1602368	7/31/2015	270	3,140.00	
1056623	1602408	7/31/2015	270	1,636.34	
1056664	1602442	7/31/2015	270	1,241.07	
1056615	1602403	7/31/2015	270	1,003.50	
1056612	1602402	7/31/2015	270	990.00	
1056554	1602366	7/31/2015	270	838.50	
1056557	1602369	7/31/2015	270	580.00	
1056563	1602374	7/31/2015	270	575.00	
1056682	1602461	7/31/2015	270	542.00	
1056584	1602395	7/31/2015	270	497.09	
1056028	1602350	7/31/2015	270	400.00	
1056030	1602352	7/31/2015	270	400.00	
1056559	1602371	7/31/2015	270	400.00	
1056029	1602351	7/31/2015	270	350.00	
1056035	1602357	7/31/2015	270	350.00	
1056564	1602391	7/31/2015	270	350.00	
1056570	1602392	7/31/2015	270	235.00	
1056679	1602459	7/31/2015	270	127.50	
1056555	1602367	7/31/2015	270	120.00	
1056677	1602457	7/31/2015	270	100.00	
1056569	1602376	7/31/2015	270	83.95	
1056562	1602373	7/31/2015	270	50.00	
1056653	1602435	7/31/2015	270	42.09	
1056680	1602460	7/31/2015	270	23.00	
1056678	1602458	7/31/2015	270	12.75	
1056561	1602372	7/31/2015	270	4.00	
1056622	1602407	7/31/2015	270	1.00	
1056608	15270073107IRPCC	7/31/2015	270	1.00	
1056603	153000702	7/31/2015	270		837,577.23
1056669	152700711	7/31/2015	270		107,824,421.24
1056697	152700712	7/31/2015	270		1,000,000.00
1056844	152700803	8/3/2015	270	12,014,762.50	
1056749	152700801	8/3/2015	270	7,000,000.00	
1056751	153000803	8/3/2015	270	4,000,000.00	
1057184	1602570	8/3/2015	270	2,737,000.00	
1057126	1602522	8/3/2015	270	1,460,655.05	
1057186	1602571	8/3/2015	270	884,828.41	
1057149	1602547	8/3/2015	270	476,944.72	
1057148	1602546	8/3/2015	270	163,965.51	
1056758	1602490	8/3/2015	270	154,055.75	
1057147	1602545	8/3/2015	270	134,839.00	
1057146	1602544	8/3/2015	270	95,212.00	
1057101	1602496	8/3/2015	270	63,115.21	
1057145	1602543	8/3/2015	270	42,707.16	
1056759	1602489	8/3/2015	270	35,460.13	
1057180	1602577	8/3/2015	270	32,222.48	
1057178	1602575	8/3/2015	270	17,052.31	
1057153	1602551	8/3/2015	270	16,033.60	
1057175	1602574	8/3/2015	270	13,124.28	

Run Date: 6/30/2016
 Run Time: 2:55:37PM

Demand Account Activity

Start Date: 7/1/2015 End Date: 6/30/2016

Page: 65
 User: 0

Jnl. Entry	Ref #	Trx. Date	Ledger	Debit Amount	Credit Amount
1057125	1602521	8/3/2015	270	11,099.21	
1057159	1602557	8/3/2015	270	9,595.04	
1057120	1602523	8/3/2015	270	9,046.19	
1057152	1602550	8/3/2015	270	5,395.50	
1057179	1602576	8/3/2015	270	5,178.08	
1057132	1602528	8/3/2015	270	5,040.84	
1057187	1602572	8/3/2015	270	3,597.50	
1057151	1602549	8/3/2015	270	3,493.42	
1057150	1602548	8/3/2015	270	2,997.50	
1056744	1602491	8/3/2015	270	2,181.81	
1057127	1602524	8/3/2015	270	1,566.70	
1057102	1602497	8/3/2015	270	1,427.09	
1057181	1602578	8/3/2015	270	1,342.50	
1057129	1602525	8/3/2015	270	1,192.32	
1057188	1602573	8/3/2015	270	1,165.00	
1057144	1602542	8/3/2015	270	1,079.51	
1056753	1602492	8/3/2015	270	841.26	
1057157	1602555	8/3/2015	270	728.08	
1057183	1602579	8/3/2015	270	723.20	
1056729	1602471	8/3/2015	270	690.00	
1056748	1602486	8/3/2015	270	410.00	
1057131	1602527	8/3/2015	270	316.02	
1057174	1602568	8/3/2015	270	291.00	
1057143	1602541	8/3/2015	270	247.08	
1057158	1602556	8/3/2015	270	100.00	
1056730	1602472	8/3/2015	270	87.74	
1056728	1602470	8/3/2015	270	72.00	
1056754	1602487	8/3/2015	270	70.00	
1057156	1602554	8/3/2015	270	55.00	
1057182	1602569	8/3/2015	270	48.47	
1057155	1602553	8/3/2015	270	34.00	
1057130	1602526	8/3/2015	270	23.84	
1056757	1602488	8/3/2015	270	16.00	
1057154	1602552	8/3/2015	270	8.00	
1057113	152700806	8/3/2015	270		26,067,468.58
1056750	152700802	8/3/2015	270		767,000.00
1057191	152700810	8/3/2015	270		3,000,000.00
1057192	153000803	8/4/2015	270	13,000,000.00	
1057596	152700810	8/4/2015	270	9,000,000.00	
1057199	152700807 AIRS TA	8/4/2015	270	7,430,469.89	
1057194	152700802	8/4/2015	270	6,000,000.00	
1057502	152700803	8/4/2015	270	4,077,928.61	
1057492	1602612	8/4/2015	270	1,603,050.71	
1057571	1602659	8/4/2015	270	1,149,450.80	
1057573	1602661	8/4/2015	270	561,551.53	
1057581	1602664	8/4/2015	270	470,255.70	
1057484	1602604	8/4/2015	270	402,780.00	
1057588	1602702	8/4/2015	270	360,000.00	
1057576	1602662	8/4/2015	270	132,378.54	
1057557	1602647	8/4/2015	270	76,800.00	
1057496	1602616	8/4/2015	270	57,260.27	
1057578	1602663	8/4/2015	270	49,770.33	
1057575	1602668	8/4/2015	270	45,377.60	
1057389	1602594	8/4/2015	270	44,191.80	
1057200	152700808 AIRS TA	8/4/2015	270	41,220.37	
1057485	1602605	8/4/2015	270	40,889.59	

Run Date: 6/30/2016
Run Time: 2:55:37PM

Demand Account Activity

Start Date: 7/1/2015 End Date: 6/30/2016

Page: 66
User: 0

Jnl. Entry	Ref #	Trx. Date	Ledger	Debit Amount	Credit Amount
1057567	1602655	8/4/2015	270	38,021.06	
1057568	1602656	8/4/2015	270	36,989.38	
1057390	1602595	8/4/2015	270	36,649.69	
1057395	1602600	8/4/2015	270	33,751.65	
1057583	1602665	8/4/2015	270	33,190.96	
1057585	1602666	8/4/2015	270	31,000.70	
1057487	1602608	8/4/2015	270	27,574.00	
1057594	1602646	8/4/2015	270	27,147.14	
1057386	1602591	8/4/2015	270	26,632.80	
1057491	1602611	8/4/2015	270	26,345.85	
1057561	1602648	8/4/2015	270	22,367.96	
1057201	152700809 AIRS DE	8/4/2015	270	16,995.65	
1057385	1602590	8/4/2015	270	14,972.65	
1057489	1602609	8/4/2015	270	12,845.00	
1057388	1602593	8/4/2015	270	11,450.00	
1057540	1602680	8/4/2015	270	9,130.81	
1057560	1602597	8/4/2015	270	8,925.00	
1057392	1602598	8/4/2015	270	8,625.00	
1057525	1602669	8/4/2015	270	7,850.00	
1057529	1602673	8/4/2015	270	7,537.44	
1057211	1602587	8/4/2015	270	5,075.00	
1057490	1602610	8/4/2015	270	4,743.85	
1057513	1602627	8/4/2015	270	4,450.75	
1057486	1602606	8/4/2015	270	4,438.36	
1057495	1602615	8/4/2015	270	3,784.64	
1057202	152700810 AIRS DE	8/4/2015	270	3,059.87	
1057387	1602592	8/4/2015	270	3,057.75	
1057507	1602621	8/4/2015	270	2,934.25	
1057213	1602589	8/4/2015	270	2,825.00	
1057569	1602657	8/4/2015	270	2,752.25	
1057506	1602620	8/4/2015	270	2,535.00	
1057391	1602596	8/4/2015	270	2,227.25	
1057394	1602599	8/4/2015	270	2,151.75	
1057526	1602670	8/4/2015	270	2,114.00	
1057511	1602625	8/4/2015	270	1,810.00	
1057563	1602650	8/4/2015	270	1,535.00	
1057528	1602672	8/4/2015	270	1,140.00	
1057210	1602586	8/4/2015	270	1,094.75	
1057562	1602649	8/4/2015	270	1,048.00	
1057542	1602660	8/4/2015	270	957.30	
1057539	1602679	8/4/2015	270	847.00	
1057488	1602607	8/4/2015	270	840.00	
1057212	1602588	8/4/2015	270	792.75	
1057482	1602603	8/4/2015	270	723.40	
1057509	1602623	8/4/2015	270	624.25	
1057477	1602651	8/4/2015	270	567.23	
1057564	1602652	8/4/2015	270	563.89	
1057579	1602696	8/4/2015	270	549.18	
1057505	1602619	8/4/2015	270	480.00	
1057586	1602667	8/4/2015	270	465.00	
1057570	1602658	8/4/2015	270	448.53	
1057589	1602703	8/4/2015	270	419.20	
1057515	1602628	8/4/2015	270	370.00	
1057497	1602617	8/4/2015	270	359.75	
1057512	1602626	8/4/2015	270	350.00	
1057508	1602622	8/4/2015	270	230.00	

Run Date: 6/30/2016
 Run Time: 2:55:37PM

Demand Account Activity

Start Date: 7/1/2015 End Date: 6/30/2016

Page: 67
 User: 0

Jnl. Entry	Ref #	Trx. Date	Ledger	Debit Amount	Credit Amount
1057494	1602614	8/4/2015	270	145.15	
1057510	1602624	8/4/2015	270	100.00	
1057498	1602618	8/4/2015	270	70.00	
1057527	1602671	8/4/2015	270	60.00	
1057590	1602704	8/4/2015	270	22.00	
1057591	1602705	8/4/2015	270	14.00	
1057565	1602653	8/4/2015	270	8.15	
1057566	1602654	8/4/2015	270	4.44	
1057193	152700801	8/4/2015	270		15,000,000.00
1057499	DFA EFT REV 8/4/1	8/4/2015	270		18,448.34
1057503	152700804	8/4/2015	270		21,221,237.80
1057599	152700811	8/4/2015	270		8,000,000.00
1058045	152700807 AIRS TA	8/5/2015	270	12,219,433.08	
1058032	153000804	8/5/2015	270	9,000,000.00	
1058175	152700815	8/5/2015	270	4,000,000.00	
1058121	1602762	8/5/2015	270	2,809,956.10	
1058067	1602734	8/5/2015	270	1,249,096.44	
1058117	1602761	8/5/2015	270	1,033,190.11	
1058083	1602746	8/5/2015	270	317,535.73	
1058082	1602745	8/5/2015	270	233,038.46	
1058142	1602777	8/5/2015	270	182,404.00	
1058070	1602737	8/5/2015	270	156,095.70	
1058168	1602824	8/5/2015	270	142,282.57	
1058079	1602743	8/5/2015	270	126,841.47	
1058047	152700809 AIRS DE	8/5/2015	270	103,885.21	
1058122	1602799	8/5/2015	270	85,440.78	
1058071	1602738	8/5/2015	270	78,826.00	
1058171	1602825	8/5/2015	270	46,237.68	
1058173	1602826	8/5/2015	270	42,260.35	
1058123	1602800	8/5/2015	270	35,707.60	
1057604	1602712	8/5/2015	270	33,535.90	
1058078	1602742	8/5/2015	270	32,700.00	
1058164	1602818	8/5/2015	270	31,340.75	
1058072	1602739	8/5/2015	270	25,923.00	
1058069	1602736	8/5/2015	270	16,513.87	
1058077	1602741	8/5/2015	270	14,409.29	
1058163	1602821	8/5/2015	270	14,330.96	
1058068	1602735	8/5/2015	270	14,228.10	
1058057	1602721	8/5/2015	270	13,320.35	
1058046	152700808 AIRS TA	8/5/2015	270	9,836.73	
1058151	1602765	8/5/2015	270	9,695.00	
1058143	1602778	8/5/2015	270	9,523.73	
1058055	1602719	8/5/2015	270	8,835.00	
1058049	1602713	8/5/2015	270	8,535.20	
1058152	1602766	8/5/2015	270	7,600.00	
1058054	1602718	8/5/2015	270	7,221.00	
1058126	1602803	8/5/2015	270	6,934.11	
1058153	1602767	8/5/2015	270	6,500.00	
1058162	1602817	8/5/2015	270	6,346.16	
1058125	1602802	8/5/2015	270	4,833.00	
1058076	1602740	8/5/2015	270	4,582.08	
1058135	1602770	8/5/2015	270	4,571.00	
1058165	1602819	8/5/2015	270	4,511.25	
1058124	1602801	8/5/2015	270	3,458.00	
1058052	1602716	8/5/2015	270	2,125.00	
1058167	1602822	8/5/2015	270	2,040.01	

Run Date: 6/30/2016
 Run Time: 2:55:37PM

Demand Account Activity

Start Date: 7/1/2015 End Date: 6/30/2016

Page: 68
 User: 0

Jnl. Entry	Ref #	Trx. Date	Ledger	Debit Amount	Credit Amount
1058056	1602720	8/5/2015	270	1,854.68	
1058128	1602805	8/5/2015	270	1,833.98	
1058127	1602804	8/5/2015	270	1,573.60	
1058133	1602768	8/5/2015	270	1,525.00	
1058118	1602796	8/5/2015	270	892.04	
1058116	1602795	8/5/2015	270	767.85	
1058115	1602794	8/5/2015	270	656.80	
1058141	1602776	8/5/2015	270	650.00	
1058137	1602772	8/5/2015	270	609.00	
1058140	1602775	8/5/2015	270	550.00	
1058081	1602744	8/5/2015	270	491.00	
1058136	1602771	8/5/2015	270	360.00	
1058050	1602714	8/5/2015	270	330.00	
1058134	1602769	8/5/2015	270	290.00	
1058120	1602798	8/5/2015	270	281.94	
1058131	1602808	8/5/2015	270	200.00	
1058139	1602774	8/5/2015	270	200.00	
1058150	1602764	8/5/2015	270	157.33	
1058138	1602773	8/5/2015	270	140.00	
1058149	1602763	8/5/2015	270	126.29	
1058130	1602807	8/5/2015	270	122.31	
1058058	1602722	8/5/2015	270	90.00	
1057602	1602717	8/5/2015	270	50.00	
1058166	1602820	8/5/2015	270	40.00	
1058129	1602806	8/5/2015	270	16.00	
1058119	1602797	8/5/2015	270	15.25	
1058132	1602809	8/5/2015	270	13.00	
1058051	1602715	8/5/2015	270	8.00	
1058086	DFA EFT REV 8/5/1	8/5/2015	270		1,041.00
1058089	152700804	8/5/2015	270		6,797,813.42
1058093	152700810	8/5/2015	270		25,458,085.07
1058033	152700801	8/5/2015	270		40.00
1058034	152700802	8/5/2015	270		317,535.73
1059312	1602911	8/6/2015	270	46,302,360.18	
1059222	153000803	8/6/2015	270	8,000,000.00	
1059321	1602926	8/6/2015	270	6,138,127.45	
1059254	152700807 AIRS TA	8/6/2015	270	5,820,169.64	
1059359	152700805	8/6/2015	270	1,000,000.00	
1059309	1602910	8/6/2015	270	797,694.02	
1059238	1602856	8/6/2015	270	649,451.06	
1059249	1602843	8/6/2015	270	500,000.00	
1059349	1602939	8/6/2015	270	193,000.00	
1059252	1602844	8/6/2015	270	166,057.47	
1059329	1602913	8/6/2015	270	121,982.36	
1059246	1602842	8/6/2015	270	109,100.46	
1059275	1602874	8/6/2015	270	92,712.62	
1059265	1602849	8/6/2015	270	70,706.69	
1059351	1602940	8/6/2015	270	53,858.81	
1059240	1602857	8/6/2015	270	47,778.13	
1059274	1602873	8/6/2015	270	42,746.81	
1059262	152700809 AIRS DE	8/6/2015	270	41,594.72	
1059263	1602848	8/6/2015	270	40,693.78	
1059352	1602941	8/6/2015	270	39,781.18	
1059306	1602909	8/6/2015	270	37,184.59	
1059314	1602901	8/6/2015	270	36,643.97	
1059297	1602906	8/6/2015	270	27,935.61	

Run Date: 6/30/2016
 Run Time: 2:55:37PM

Demand Account Activity

Page: 69
 User: 0

Start Date: 7/1/2015 End Date: 6/30/2016

Jnl. Entry	Ref #	Trx. Date	Ledger	Debit Amount	Credit Amount
1059260	152700808 AIRS TA	8/6/2015	270	25,626.31	
1059261	1602847	8/6/2015	270	19,469.31	
1059270	1602872	8/6/2015	270	18,317.09	
1059259	1602846	8/6/2015	270	17,507.72	
1059279	1602883	8/6/2015	270	12,734.50	
1059278	1602876	8/6/2015	270	9,325.95	
1059282	1602878	8/6/2015	270	8,913.00	
1059315	1602902	8/6/2015	270	8,485.80	
1059308	1602897	8/6/2015	270	7,636.77	
1059328	1602912	8/6/2015	270	6,859.15	
1059258	1602845	8/6/2015	270	5,741.29	
1059330	1602914	8/6/2015	270	5,144.72	
1058185	1602836	8/6/2015	270	5,078.12	
1059290	1602904	8/6/2015	270	4,990.73	
1059304	1602894	8/6/2015	270	4,891.49	
1059283	1602879	8/6/2015	270	4,235.00	
1059311	1602899	8/6/2015	270	4,177.21	
1059322	1602927	8/6/2015	270	3,659.25	
1059305	1602895	8/6/2015	270	3,649.54	
1059220	1602850	8/6/2015	270	2,414.00	
1059276	1602875	8/6/2015	270	2,126.29	
1059310	1602898	8/6/2015	270	1,843.69	
1059307	1602896	8/6/2015	270	1,800.63	
1059266	1602867	8/6/2015	270	1,647.54	
1059264	152700810 AIRS DE	8/6/2015	270	1,561.67	
1059300	1602907	8/6/2015	270	1,450.00	
1059230	1602851	8/6/2015	270	1,391.18	
1059323	1602928	8/6/2015	270	1,325.25	
1059286	1602882	8/6/2015	270	1,200.00	
1059231	1602839	8/6/2015	270	1,091.55	
1059287	1602884	8/6/2015	270	1,020.00	
1059301	1602908	8/6/2015	270	864.45	
1059284	1602880	8/6/2015	270	820.00	
1059232	1602852	8/6/2015	270	736.31	
1059353	1602942	8/6/2015	270	628.06	
1059235	1602854	8/6/2015	270	493.52	
1059236	1602840	8/6/2015	270	460.00	
1059281	1602877	8/6/2015	270	450.00	
1059227	1602838	8/6/2015	270	430.00	
1059226	1602837	8/6/2015	270	420.00	
1059237	1602855	8/6/2015	270	420.00	
1059242	1602841	8/6/2015	270	334.74	
1059285	1602881	8/6/2015	270	165.00	
1059313	1602900	8/6/2015	270	121.25	
1059316	1602903	8/6/2015	270	100.00	
1059267	152700811 AIRS DE	8/6/2015	270	60.00	
1059324	1602929	8/6/2015	270	57.00	
1059326	1602931	8/6/2015	270	47.50	
1059233	1602853	8/6/2015	270	24.64	
1059292	1602905	8/6/2015	270	24.00	
1059325	1602930	8/6/2015	270	4.25	
1059223	DFA EFT REV 8/6/1	8/6/2015	270		15,393.25
1059347	152700804	8/6/2015	270		13,918,079.22
1059271	152700801	8/6/2015	270		57,099,127.17
1059640	152700801	8/7/2015	270	133,629,689.68	
1059657	152700804	8/7/2015	270	7,000,000.00	

Run Date: 6/30/2016
 Run Time: 2:55:37PM

Demand Account Activity

Start Date: 7/1/2015 End Date: 6/30/2016

Page: 70
 User: 0

Jnl. Entry	Ref #	Trx. Date	Ledger	Debit Amount	Credit Amount
1059658	15270080705EFT A	8/7/2015	270	4,773,811.79	
1059662	1603009	8/7/2015	270	1,688,734.98	
1059750	1603077	8/7/2015	270	1,528,000.00	
1059625	1602976	8/7/2015	270	520,671.73	
1059663	1603010	8/7/2015	270	451,998.40	
1059753	1603080	8/7/2015	270	447,209.37	
1059709	1603035	8/7/2015	270	217,545.76	
1059694	1603025	8/7/2015	270	215,676.00	
1059751	1603078	8/7/2015	270	191,647.19	
1059623	1602975	8/7/2015	270	125,025.90	
1059713	1603071	8/7/2015	270	84,500.00	
1059626	1602977	8/7/2015	270	68,122.33	
1059693	1603024	8/7/2015	270	60,248.99	
1059628	1602979	8/7/2015	270	41,926.09	
1059664	15270080706AIRS (8/7/2015	270	32,495.65	
1059675	15270080707IFTA C	8/7/2015	270	31,577.92	
1059676	1603015	8/7/2015	270	31,045.57	
1059700	1603028	8/7/2015	270	30,198.10	
1059627	1602978	8/7/2015	270	15,884.57	
1059680	1603018	8/7/2015	270	11,760.01	
1059631	1602982	8/7/2015	270	11,080.00	
1059633	1602984	8/7/2015	270	10,580.00	
1059669	1603012	8/7/2015	270	7,688.21	
1059719	1603073	8/7/2015	270	6,972.72	
1059702	1603030	8/7/2015	270	5,848.25	
1059679	1603017	8/7/2015	270	5,749.00	
1059677	1603016	8/7/2015	270	5,443.00	
1059629	1602980	8/7/2015	270	4,743.86	
1059699	1603067	8/7/2015	270	3,989.00	
1059708	1603069	8/7/2015	270	3,897.75	
1059711	1603036	8/7/2015	270	2,965.88	
1059704	1603031	8/7/2015	270	2,900.00	
1059632	1602983	8/7/2015	270	2,511.00	
1059716	1603072	8/7/2015	270	2,107.55	
1059681	15270080708IRPCC	8/7/2015	270	2,007.74	
1059771	1603098	8/7/2015	270	1,677.41	
1059710	1603070	8/7/2015	270	1,506.08	
1059698	1603027	8/7/2015	270	1,284.40	
1059707	1603034	8/7/2015	270	938.25	
1059696	1603026	8/7/2015	270	677.50	
1059705	1603032	8/7/2015	270	550.00	
1059671	1603013	8/7/2015	270	504.06	
1059701	1603029	8/7/2015	270	470.00	
1059636	1602987	8/7/2015	270	350.00	
1059630	1602981	8/7/2015	270	265.00	
1059673	1603014	8/7/2015	270	199.50	
1059683	1603019	8/7/2015	270	175.00	
1059703	1603068	8/7/2015	270	133.67	
1059706	1603033	8/7/2015	270	110.00	
1059634	1602985	8/7/2015	270	90.00	
1059685	1603021	8/7/2015	270	56.00	
1059621	1602974	8/7/2015	270	46.75	
1059666	1603011	8/7/2015	270	34.70	
1059635	1602986	8/7/2015	270	29.30	
1059684	1603020	8/7/2015	270	20.00	
1059691	1603023	8/7/2015	270	20.00	

Run Date: 6/30/2016
 Run Time: 2:55:37PM

Demand Account Activity

Page: 71
 User: 0

Start Date: 7/1/2015 End Date: 6/30/2016

Jnl. Entry	Ref #	Trx. Date	Ledger	Debit Amount	Credit Amount
1059754	1603081	8/7/2015	270	16.00	
1059688	1603022	8/7/2015	270	12.00	
1059752	1603079	8/7/2015	270	10.00	
1059638	1602989	8/7/2015	270	8.72	
1059619	8006112	8/7/2015	270		3,680.65
1059687	152700809	8/7/2015	270		684,000.00
1059692	152700811	8/7/2015	270		149,201,417.53
1059775	152700813	8/7/2015	270		1,000,000.00
1059785	152700802	8/10/2015	270	75,625,000.00	
1060105	152700804	8/10/2015	270	39,887,802.60	
1059783	153000803	8/10/2015	270	12,000,000.00	
1060080	152700807 AIRS TA	8/10/2015	270	6,652,231.31	
1060157	152700812	8/10/2015	270	2,000,000.00	
1060110	1603126	8/10/2015	270	1,849,519.73	
1060137	1603139	8/10/2015	270	490,236.47	
1060140	1603140	8/10/2015	270	174,318.00	
1060135	1603138	8/10/2015	270	151,259.47	
1060134	1603137	8/10/2015	270	102,211.84	
1060005	1603107	8/10/2015	270	89,754.14	
1060158	1603175	8/10/2015	270	59,231.66	
1060107	1603125	8/10/2015	270	47,803.80	
1060006	1603121	8/10/2015	270	44,691.24	
1059793	1603105	8/10/2015	270	41,924.51	
1060115	1603127	8/10/2015	270	20,860.03	
1060082	152700808 AIRS TA	8/10/2015	270	17,859.99	
1060148	1603163	8/10/2015	270	12,845.88	
1060106	1603124	8/10/2015	270	12,669.40	
1060118	1603143	8/10/2015	270	10,811.60	
1060120	1603128	8/10/2015	270	8,460.06	
1060104	1603123	8/10/2015	270	4,521.85	
1060150	1603131	8/10/2015	270	3,692.50	
1059795	1603106	8/10/2015	270	3,407.00	
1060083	152700809 AIRS DE	8/10/2015	270	2,838.98	
1060084	152700810 AIRS DE	8/10/2015	270	2,833.82	
1060127	1603129	8/10/2015	270	2,203.08	
1060100	1603133	8/10/2015	270	2,140.00	
1060119	1603144	8/10/2015	270	1,078.24	
1060101	1603122	8/10/2015	270	922.90	
1059791	1603104	8/10/2015	270	869.79	
1059787	1603103	8/10/2015	270	732.12	
1060130	1603135	8/10/2015	270	429.25	
1060151	1603132	8/10/2015	270	410.00	
1060144	1603130	8/10/2015	270	300.00	
1060132	1603136	8/10/2015	270	296.03	
1060116	1603141	8/10/2015	270	172.32	
1060117	1603142	8/10/2015	270	110.00	
1060129	1603134	8/10/2015	270	30.00	
1060090	DFA EFT REV 8/10/	8/10/2015	270		1,972.50
1059784	152700801	8/10/2015	270		74,179,471.05
1060087	152700803	8/10/2015	270		64,874,604.03
1060160	Reverse #1531734	8/10/2015	270		0.02
1060595	152700810	8/11/2015	270	20,000,000.00	
1060487	15270081103EFT A	8/11/2015	270	12,632,817.50	
1060615	152700813	8/11/2015	270	8,000,000.00	
1060486	152700802	8/11/2015	270	5,000,000.00	
1060567	1603266	8/11/2015	270	1,622,458.57	

Run Date: 6/30/2016
 Run Time: 2:55:37PM

Demand Account Activity

Start Date: 7/1/2015 End Date: 6/30/2016

Page: 72
 User: 0

Jnl. Entry	Ref #	Trx. Date	Ledger	Debit Amount	Credit Amount
1060566	1603265	8/11/2015	270	396,419.03	
1060508	1603212	8/11/2015	270	379,319.13	
1060489	15270081105NON /	8/11/2015	270	304,260.92	
1060582	1603275	8/11/2015	270	239,463.25	
1060578	1603271	8/11/2015	270	171,879.94	
1060521	1603222	8/11/2015	270	149,798.15	
1060519	1603221	8/11/2015	270	124,950.32	
1060583	1603276	8/11/2015	270	106,987.37	
1060581	1603274	8/11/2015	270	51,854.53	
1060529	1603227	8/11/2015	270	47,802.30	
1060539	1603234	8/11/2015	270	42,517.00	
1060525	1603224	8/11/2015	270	37,355.00	
1060506	1603210	8/11/2015	270	31,878.80	
1060592	1603283	8/11/2015	270	27,779.58	
1060576	1603269	8/11/2015	270	24,406.82	
1060507	1603211	8/11/2015	270	23,930.51	
1060579	1603272	8/11/2015	270	18,211.52	
1060619	1603301	8/11/2015	270	15,226.40	
1060617	1603299	8/11/2015	270	15,000.00	
1060523	1603223	8/11/2015	270	14,012.25	
1060528	1603226	8/11/2015	270	13,319.18	
1060488	15270081104AIRS (8/11/2015	270	12,367.19	
1060577	1603270	8/11/2015	270	11,118.96	
1060618	1603300	8/11/2015	270	10,000.00	
1060631	1603314	8/11/2015	270	6,749.11	
1060586	1603278	8/11/2015	270	6,495.00	
1060613	1603296	8/11/2015	270	5,548.00	
1060510	1603213	8/11/2015	270	4,107.89	
1060527	1603225	8/11/2015	270	4,060.15	
1060572	1603267	8/11/2015	270	3,360.82	
1060491	15270081106IFTA C	8/11/2015	270	3,336.72	
1060608	1603291	8/11/2015	270	3,275.00	
1060513	1603215	8/11/2015	270	2,814.00	
1060532	1603229	8/11/2015	270	2,146.00	
1060492	15270081107IRPCC	8/11/2015	270	2,110.59	
1060515	1603217	8/11/2015	270	1,930.00	
1060504	1603264	8/11/2015	270	1,722.23	
1060584	1603277	8/11/2015	270	1,642.50	
1060531	1603228	8/11/2015	270	1,548.00	
1060588	1603281	8/11/2015	270	1,416.30	
1060580	1603273	8/11/2015	270	892.02	
1060534	1603230	8/11/2015	270	856.15	
1060542	1603240	8/11/2015	270	800.00	
1060590	1603282	8/11/2015	270	695.00	
1060575	1603279	8/11/2015	270	663.00	
1060536	1603232	8/11/2015	270	638.23	
1060589	1603284	8/11/2015	270	632.50	
1060535	1603231	8/11/2015	270	588.31	
1060518	1603220	8/11/2015	270	455.00	
1060628	1603312	8/11/2015	270	400.00	
1060540	1603238	8/11/2015	270	400.00	
1060514	1603216	8/11/2015	270	350.00	
1060511	1603214	8/11/2015	270	240.00	
1060609	1603292	8/11/2015	270	225.00	
1060610	1603293	8/11/2015	270	200.00	
1060541	1603239	8/11/2015	270	140.00	

Run Date: 6/30/2016
 Run Time: 2:55:37PM

Demand Account Activity

Page: 73
 User: 0

Start Date: 7/1/2015 End Date: 6/30/2016

Jnl. Entry	Ref #	Trx. Date	Ledger	Debit Amount	Credit Amount
1060543	1603241	8/11/2015	270	140.00	
1060544	1603242	8/11/2015	270	140.00	
1060585	1603280	8/11/2015	270	115.50	
1060574	1603268	8/11/2015	270	103.16	
1060516	1603218	8/11/2015	270	85.00	
1060517	1603219	8/11/2015	270	30.00	
1060538	1603233	8/11/2015	270	27.39	
1060614	1603297	8/11/2015	270	17.44	
1060616	1603298	8/11/2015	270	8.72	
1060490	8006116	8/11/2015	270		901.60
1060477	152700801	8/11/2015	270		700,000.00
1060548	152700808	8/11/2015	270		27,442,898.22
1060568	152700809	8/11/2015	270		20,000,000.00
1060596	152700811	8/11/2015	270		1,089,395.77
1060937	153000803	8/12/2015	270	21,000,000.00	
1060970	1603357	8/12/2015	270	18,152,074.10	
1060952	152700807 AIRS TA	8/12/2015	270	12,098,458.28	
1060981	1603367	8/12/2015	270	2,193,840.65	
1061039	152700815	8/12/2015	270	2,000,000.00	
1060983	1603369	8/12/2015	270	1,683,488.90	
1060940	152700802	8/12/2015	270	920,000.00	
1061063	1603441	8/12/2015	270	700,707.00	
1060980	1603366	8/12/2015	270	292,486.64	
1061014	152700812	8/12/2015	270	254,012.53	
1060929	1603334	8/12/2015	270	72,008.97	
1061013	1603398	8/12/2015	270	69,703.17	
1060961	1603348	8/12/2015	270	54,300.00	
1061009	1603394	8/12/2015	270	40,683.66	
1061064	1603442	8/12/2015	270	37,000.00	
1060931	1603336	8/12/2015	270	36,725.26	
1060984	1603370	8/12/2015	270	29,586.80	
1061053	1603435	8/12/2015	270	22,090.88	
1060962	1603349	8/12/2015	270	20,148.14	
1061065	1603443	8/12/2015	270	17,839.08	
1060953	152700808 AIRS TA	8/12/2015	270	15,712.32	
1060990	1603376	8/12/2015	270	12,220.73	
1060928	1603333	8/12/2015	270	11,446.94	
1060987	1603373	8/12/2015	270	10,748.48	
1060926	1603331	8/12/2015	270	10,303.82	
1061060	1603440	8/12/2015	270	8,298.83	
1060956	152700810 AIRS DC	8/12/2015	270	7,920.54	
1060988	1603374	8/12/2015	270	5,495.00	
1060989	1603375	8/12/2015	270	4,826.00	
1060933	1603338	8/12/2015	270	4,642.00	
1060982	1603368	8/12/2015	270	4,581.72	
1061001	1603387	8/12/2015	270	4,574.80	
1060968	1603355	8/12/2015	270	3,742.50	
1060991	1603377	8/12/2015	270	2,961.24	
1061059	1603439	8/12/2015	270	2,587.50	
1061067	1603444	8/12/2015	270	2,472.10	
1060927	1603332	8/12/2015	270	1,948.53	
1060993	1603379	8/12/2015	270	1,898.00	
1060992	1603378	8/12/2015	270	1,774.00	
1061055	1603436	8/12/2015	270	1,710.00	
1060967	1603354	8/12/2015	270	1,645.00	
1061008	1603393	8/12/2015	270	1,172.00	

Run Date: 6/30/2016
 Run Time: 2:55:37PM

Demand Account Activity

Start Date: 7/1/2015 End Date: 6/30/2016

Page: 74
 User: 0

Jnl. Entry	Ref #	Trx. Date	Ledger	Debit Amount	Credit Amount
1060963	1603350	8/12/2015	270	1,000.00	
1060994	1603380	8/12/2015	270	869.36	
1060971	1603358	8/12/2015	270	640.00	
1060954	152700809 AIRS DE	8/12/2015	270	628.64	
1061007	1603392	8/12/2015	270	607.50	
1060932	1603337	8/12/2015	270	559.15	
1060995	1603381	8/12/2015	270	525.00	
1061046	1603428	8/12/2015	270	450.00	
1060930	1603335	8/12/2015	270	392.10	
1060996	1603382	8/12/2015	270	356.98	
1060964	1603351	8/12/2015	270	324.00	
1060966	1603353	8/12/2015	270	320.00	
1060969	1603356	8/12/2015	270	300.00	
1061045	1603427	8/12/2015	270	290.00	
1060986	1603372	8/12/2015	270	187.83	
1061057	1603437	8/12/2015	270	170.00	
1060997	1603383	8/12/2015	270	105.00	
1060998	1603384	8/12/2015	270	104.34	
1061044	1603426	8/12/2015	270	90.00	
1060965	1603352	8/12/2015	270	60.00	
1061043	1603425	8/12/2015	270	60.00	
1061042	1603424	8/12/2015	270	51.00	
1061040	1603422	8/12/2015	270	25.50	
1061038	1603421	8/12/2015	270	23.00	
1060999	1603385	8/12/2015	270	8.00	
1061047	1603429	8/12/2015	270	4.25	
1061000	1603386	8/12/2015	270	4.00	
1061041	1603423	8/12/2015	270	4.00	
1060946	DFA EFT REV 8/12/	8/12/2015	270		15,366.21
1060939	152700801	8/12/2015	270		1,403,000.00
1060941	152700803	8/12/2015	270		18,152,074.10
1060957	152700805	8/12/2015	270		15,375,405.78
1060958	152700811	8/12/2015	270		25,306,054.50
1061556	Back Out Journal Er	8/13/2015	270	237,384,554.98	
1061490	1603517	8/13/2015	270	155,867,566.08	
1061418	152700807 AIRS TA	8/13/2015	270	31,818,256.42	
1061405	153000803	8/13/2015	270	12,000,000.00	
1061445	152700809	8/13/2015	270	6,000,000.00	
1061408	152700802	8/13/2015	270	2,093,000.00	
1061436	1603466	8/13/2015	270	502,500.00	
1061492	1603519	8/13/2015	270	350,252.54	
1061454	1603485	8/13/2015	270	168,243.57	
1061489	1603516	8/13/2015	270	136,640.02	
1061491	1603518	8/13/2015	270	94,295.73	
1061437	1603467	8/13/2015	270	71,873.15	
1061452	1603483	8/13/2015	270	66,465.38	
1061438	1603468	8/13/2015	270	58,362.78	
1061487	1603514	8/13/2015	270	46,058.99	
1061527	1603555	8/13/2015	270	44,760.10	
1061533	1603561	8/13/2015	270	44,344.38	
1061497	1603524	8/13/2015	270	33,509.35	
1061453	1603484	8/13/2015	270	27,554.14	
1061428	1603462	8/13/2015	270	25,996.68	
1061528	1603556	8/13/2015	270	25,000.00	
1061420	152700808 AIRS TA	8/13/2015	270	21,301.79	
1061498	1603525	8/13/2015	270	16,547.25	

Run Date: 6/30/2016
 Run Time: 2:55:37PM

Demand Account Activity

Start Date: 7/1/2015 End Date: 6/30/2016

Page: 75
 User: 0

Jnl. Entry	Ref #	Trx. Date	Ledger	Debit Amount	Credit Amount
1061427	1603457	8/13/2015	270	12,519.01	
1061457	1603488	8/13/2015	270	12,006.00	
1061531	1603559	8/13/2015	270	8,475.00	
1061506	1603557	8/13/2015	270	8,408.97	
1061430	1603463	8/13/2015	270	7,650.00	
1061530	1603558	8/13/2015	270	6,483.69	
1061434	1603465	8/13/2015	270	5,127.00	
1061429	1603458	8/13/2015	270	4,705.36	
1061499	1603526	8/13/2015	270	4,691.99	
1061455	1603486	8/13/2015	270	4,435.00	
1061451	1603482	8/13/2015	270	4,051.51	
1061551	1603579	8/13/2015	270	3,875.25	
1061496	1603523	8/13/2015	270	3,646.47	
1061526	1603554	8/13/2015	270	3,300.00	
1061495	1603522	8/13/2015	270	3,260.17	
1061525	1603553	8/13/2015	270	3,240.75	
1061459	1603490	8/13/2015	270	2,840.25	
1061464	1603495	8/13/2015	270	2,738.00	
1061500	1603527	8/13/2015	270	2,690.28	
1061488	1603515	8/13/2015	270	2,497.10	
1061461	1603492	8/13/2015	270	2,242.69	
1061502	1603529	8/13/2015	270	1,805.00	
1061524	1603552	8/13/2015	270	1,756.01	
1061532	1603560	8/13/2015	270	1,736.50	
1061545	1603573	8/13/2015	270	1,065.43	
1061523	1603551	8/13/2015	270	1,045.00	
1061458	1603489	8/13/2015	270	960.00	
1061493	1603520	8/13/2015	270	887.91	
1061456	1603487	8/13/2015	270	860.00	
1061439	1603469	8/13/2015	270	798.97	
1061486	1603513	8/13/2015	270	687.25	
1061426	1603461	8/13/2015	270	632.45	
1061460	1603491	8/13/2015	270	450.00	
1061559	1603582	8/13/2015	270	359.25	
1061558	1603581	8/13/2015	270	350.00	
1061548	1603576	8/13/2015	270	237.65	
1061521	1603549	8/13/2015	270	198.50	
1061520	1603548	8/13/2015	270	180.00	
1061546	1603574	8/13/2015	270	169.75	
1061501	1603528	8/13/2015	270	146.00	
1061432	1603464	8/13/2015	270	135.15	
1061557	1603580	8/13/2015	270	115.38	
1061547	1603575	8/13/2015	270	106.70	
1061431	1603459	8/13/2015	270	90.00	
1061503	1603530	8/13/2015	270	62.00	
1061522	1603550	8/13/2015	270	42.50	
1061494	1603521	8/13/2015	270	33.81	
1061081	DFA EFT REV 8/12/	8/13/2015	270		290.00
1061407	152700801	8/13/2015	270		2,560,000.00
1061421	152700803	8/13/2015	270		26,169,377.96
1061471	152700804	8/13/2015	270		237,384,554.98
1061564	152700810	8/13/2015	270		180,998,658.50
1062151	152700811	8/14/2015	270	146,070,687.03	
1061591	152700807 AIRS TA	8/14/2015	270	34,018,453.59	
1062165	1603648	8/14/2015	270	21,498,197.21	
1061577	153000803	8/14/2015	270	9,000,000.00	

Run Date: 6/30/2016
 Run Time: 2:55:37PM

Demand Account Activity

Page: 76
 User: 0

Start Date: 7/1/2015 End Date: 6/30/2016

Jnl. Entry	Ref #	Trx. Date	Ledger	Debit Amount	Credit Amount
1062131	1603619	8/14/2015	270	7,880,458.71	
1062140	1603631	8/14/2015	270	5,288,635.33	
1062098	152700804	8/14/2015	270	5,000,000.00	
1062221	152700813	8/14/2015	270	4,000,000.00	
1062146	1603632	8/14/2015	270	1,641,212.49	
1061579	152700802	8/14/2015	270	590,000.00	
1062173	1603654	8/14/2015	270	551,905.80	
1062105	1603598	8/14/2015	270	377,141.94	
1062116	1603630	8/14/2015	270	337,148.55	
1062149	1603639	8/14/2015	270	209,458.74	
1062103	1603597	8/14/2015	270	198,808.81	
1062097	1603596	8/14/2015	270	175,496.84	
1062177	1603675	8/14/2015	270	150,771.03	
1062167	1603650	8/14/2015	270	111,286.11	
1061587	1603591	8/14/2015	270	82,897.00	
1062179	1603677	8/14/2015	270	70,349.66	
1062230	1603708	8/14/2015	270	70,000.00	
1062113	1603604	8/14/2015	270	51,480.42	
1062158	1603636	8/14/2015	270	51,080.60	
1062111	1603603	8/14/2015	270	48,436.42	
1062110	1603602	8/14/2015	270	44,365.56	
1062164	1603647	8/14/2015	270	41,459.76	
1062109	1603601	8/14/2015	270	40,338.10	
1062128	1603616	8/14/2015	270	39,953.46	
1062178	1603676	8/14/2015	270	37,144.08	
1062106	1603599	8/14/2015	270	35,514.78	
1062107	1603600	8/14/2015	270	29,215.72	
1062132	1603620	8/14/2015	270	27,158.98	
1061592	152700808 AIRS TA	8/14/2015	270	25,879.25	
1062129	1603617	8/14/2015	270	20,193.97	
1062121	1603610	8/14/2015	270	17,746.08	
1062120	1603609	8/14/2015	270	16,890.00	
1062229	1603707	8/14/2015	270	16,040.92	
1062126	1603614	8/14/2015	270	15,049.00	
1062130	1603618	8/14/2015	270	14,460.35	
1062119	1603608	8/14/2015	270	12,843.58	
1062166	1603649	8/14/2015	270	11,598.28	
1062127	1603615	8/14/2015	270	7,720.00	
1062117	1603607	8/14/2015	270	7,638.72	
1062115	1603606	8/14/2015	270	7,228.09	
1062114	1603605	8/14/2015	270	5,644.68	
1062124	1603613	8/14/2015	270	5,475.46	
1062180	1603678	8/14/2015	270	5,072.17	
1062123	1603612	8/14/2015	270	4,265.52	
1062228	1603706	8/14/2015	270	3,906.07	
1062198	1603687	8/14/2015	270	3,677.00	
1062154	1603642	8/14/2015	270	3,662.75	
1061593	152700809 AIRS DE	8/14/2015	270	3,380.52	
1062182	1603680	8/14/2015	270	3,104.00	
1062181	1603679	8/14/2015	270	3,101.21	
1062201	1603686	8/14/2015	270	2,941.92	
1062152	1603640	8/14/2015	270	2,455.00	
1062168	1603651	8/14/2015	270	1,937.95	
1062122	1603611	8/14/2015	270	1,610.23	
1062145	1603637	8/14/2015	270	1,350.45	
1062161	1603644	8/14/2015	270	1,135.75	

Run Date: 6/30/2016
 Run Time: 2:55:37PM

Demand Account Activity

Start Date: 7/1/2015 End Date: 6/30/2016

Page: 77
 User: 0

Jnl. Entry	Ref #	Trx. Date	Ledger	Debit Amount	Credit Amount
1062188	1603685	8/14/2015	270	1,090.00	
1062202	1603681	8/14/2015	270	830.00	
1062147	1603638	8/14/2015	270	710.00	
1062200	1603683	8/14/2015	270	527.94	
1062153	1603641	8/14/2015	270	470.00	
1062093	1603592	8/14/2015	270	450.00	
1062143	1603684	8/14/2015	270	404.67	
1062096	1603595	8/14/2015	270	400.00	
1062163	1603646	8/14/2015	270	367.50	
1062160	1603643	8/14/2015	270	290.00	
1062162	1603645	8/14/2015	270	170.00	
1062094	1603593	8/14/2015	270	50.00	
1062095	1603594	8/14/2015	270	50.00	
1062176	1603674	8/14/2015	270	49.14	
1062169	1603652	8/14/2015	270	49.09	
1062172	1603653	8/14/2015	270	34.46	
1062133	1603621	8/14/2015	270	15.99	
1062226	1603704	8/14/2015	270	12.00	
1062227	1603705	8/14/2015	270	10.00	
1062183	1603682	8/14/2015	270	8.00	
1062231	1603709	8/14/2015	270	2.00	
1062104	8006124	8/14/2015	270		6,862.98
1061578	152700801	8/14/2015	270		1,359,000.00
1061580	152700803	8/14/2015	270		7,880,458.71
1062136	152700806	8/14/2015	270		2,759.02
1062159	152700813	8/14/2015	270		223,567,618.35
1062099	152700805	8/14/2015	270		5,000,000.00
1089941	152301001	8/17/2015	270	25,000,000.00	
1089927	Back Out Journal Er	8/17/2015	270	15,838,570.31	
1062440	152700807 AIRS TA	8/17/2015	270	15,146,185.40	
1062243	153000803	8/17/2015	270	13,000,000.00	
1062574	152700804	8/17/2015	270	12,973,967.41	
1062530	1603761	8/17/2015	270	1,936,079.48	
1062581	1603811	8/17/2015	270	465,000.00	
1062557	1603777	8/17/2015	270	449,303.57	
1062558	1603778	8/17/2015	270	361,073.50	
1062505	1603724	8/17/2015	270	343,735.35	
1062497	1603731	8/17/2015	270	340,611.97	
1062555	1603776	8/17/2015	270	163,076.24	
1062500	1603732	8/17/2015	270	155,144.68	
1062590	1603809	8/17/2015	270	148,343.26	
1062544	1603766	8/17/2015	270	140,002.83	
1062481	1603735	8/17/2015	270	131,748.29	
1062559	1603779	8/17/2015	270	128,730.31	
1062503	1603723	8/17/2015	270	61,914.56	
1062498	1603721	8/17/2015	270	61,307.10	
1062501	1603722	8/17/2015	270	50,998.43	
1062536	1603763	8/17/2015	270	50,036.40	
1062496	1603741	8/17/2015	270	36,308.58	
1062531	1603762	8/17/2015	270	31,988.48	
1062565	1603788	8/17/2015	270	29,289.31	
1062237	1603734	8/17/2015	270	25,000.00	
1062441	152700808 AIRS TA	8/17/2015	270	22,817.60	
1062554	1603775	8/17/2015	270	19,051.49	
1062483	1603736	8/17/2015	270	15,475.25	
1062495	1603730	8/17/2015	270	13,402.63	

Run Date: 6/30/2016
 Run Time: 2:55:37PM

Demand Account Activity

Start Date: 7/1/2015 End Date: 6/30/2016

Page: 78
 User: 0

Jnl. Entry	Ref #	Trx. Date	Ledger	Debit Amount	Credit Amount
1062486	1603737	8/17/2015	270	12,773.27	
1062492	1603729	8/17/2015	270	11,599.07	
1062569	1603810	8/17/2015	270	6,987.51	
1062562	1603782	8/17/2015	270	6,716.50	
1062490	1603728	8/17/2015	270	6,635.21	
1062485	1603726	8/17/2015	270	6,402.05	
1062584	1603813	8/17/2015	270	5,094.25	
1062564	1603783	8/17/2015	270	4,642.75	
1062545	1603767	8/17/2015	270	4,181.75	
1062488	1603738	8/17/2015	270	3,687.00	
1062487	1603727	8/17/2015	270	3,633.44	
1062539	1603764	8/17/2015	270	3,213.69	
1062566	1603784	8/17/2015	270	3,086.68	
1062489	1603739	8/17/2015	270	3,078.98	
1062550	1603773	8/17/2015	270	2,990.57	
1062561	1603781	8/17/2015	270	2,482.00	
1062541	1603765	8/17/2015	270	2,314.00	
1062493	1603740	8/17/2015	270	2,181.81	
1062549	1603769	8/17/2015	270	2,170.00	
1062504	1603812	8/17/2015	270	1,666.64	
1062442	152700809 AIRS DE	8/17/2015	270	1,540.44	
1062239	1603725	8/17/2015	270	1,391.67	
1062529	1603760	8/17/2015	270	1,368.47	
1062586	1603807	8/17/2015	270	1,200.00	
1062502	1603733	8/17/2015	270	1,143.92	
1062234	1603713	8/17/2015	270	1,140.95	
1062443	152700810 AIRS DE	8/17/2015	270	810.05	
1062553	1603771	8/17/2015	270	769.25	
1062491	1603719	8/17/2015	270	680.00	
1062560	1603780	8/17/2015	270	461.90	
1062551	1603770	8/17/2015	270	410.00	
1062563	1603787	8/17/2015	270	352.50	
1062548	1603768	8/17/2015	270	330.00	
1062588	1603808	8/17/2015	270	280.00	
1062567	1603785	8/17/2015	270	235.00	
1062494	1603720	8/17/2015	270	150.00	
1062582	1603805	8/17/2015	270	150.00	
1062484	1603718	8/17/2015	270	147.50	
1062552	1603774	8/17/2015	270	141.75	
1062585	1603806	8/17/2015	270	140.00	
1062547	1603772	8/17/2015	270	80.00	
1062556	1603786	8/17/2015	270	30.00	
1062240	DFA EFT REV 8/17/	8/17/2015	270		27,150.59
1062575	152700811	8/17/2015	270		40,068,024.70
1062244	152700801	8/17/2015	270		1,484,000.00
1062594	152700815	8/17/2015	270		5,000,000.00
1089850	152701011	8/17/2015	270		15,838,570.31
1089943	Back Out Journal Er	8/17/2015	270		25,000,000.00
1062635	152700807 AIRS TA	8/18/2015	270	120,638,820.53	
1062623	153000803	8/18/2015	270	7,000,000.00	
1063054	152700815	8/18/2015	270	4,000,000.00	
1062966	1603945	8/18/2015	270	2,306,639.97	
1062934	1603869	8/18/2015	270	1,441,888.39	
1063049	1603977	8/18/2015	270	1,000,000.00	
1062986	1603920	8/18/2015	270	492,820.33	
1062988	1603922	8/18/2015	270	483,580.73	

Run Date: 6/30/2016
Run Time: 2:55:37PM

Demand Account Activity

Start Date: 7/1/2015 End Date: 6/30/2016

Page: 79
User: 0

Jnl. Entry	Ref #	Trx. Date	Ledger	Debit Amount	Credit Amount
1063060	1603987	8/18/2015	270	293,392.00	
1063048	1603976	8/18/2015	270	195,000.00	
1062987	1603921	8/18/2015	270	134,674.33	
1062955	1603885	8/18/2015	270	131,361.70	
1062959	1603887	8/18/2015	270	113,730.00	
1062949	1603896	8/18/2015	270	106,525.98	
1062952	1603875	8/18/2015	270	105,132.44	
1063023	1603944	8/18/2015	270	64,778.36	
1062990	1603924	8/18/2015	270	52,121.85	
1062950	1603897	8/18/2015	270	47,708.34	
1062940	1603872	8/18/2015	270	40,033.08	
1062631	1603876	8/18/2015	270	37,797.50	
1062946	1603878	8/18/2015	270	29,753.71	
1062945	1603894	8/18/2015	270	25,992.08	
1062982	1603919	8/18/2015	270	24,501.37	
1063027	1603947	8/18/2015	270	24,138.97	
1062953	1603884	8/18/2015	270	21,441.80	
1062995	1603927	8/18/2015	270	19,064.21	
1062970	1603946	8/18/2015	270	14,858.96	
1062943	1603873	8/18/2015	270	14,721.47	
1062957	1603886	8/18/2015	270	14,457.30	
1062918	1603883	8/18/2015	270	14,421.93	
1063028	1603961	8/18/2015	270	6,652.17	
1062937	1603891	8/18/2015	270	6,553.69	
1062933	1603890	8/18/2015	270	5,859.45	
1062961	1603888	8/18/2015	270	5,755.00	
1062951	1603874	8/18/2015	270	4,950.00	
1062958	1603881	8/18/2015	270	4,179.00	
1062964	1603889	8/18/2015	270	3,865.43	
1062939	1603892	8/18/2015	270	3,013.36	
1063016	1603937	8/18/2015	270	2,285.50	
1063018	1603939	8/18/2015	270	2,270.00	
1062936	1603870	8/18/2015	270	2,260.00	
1062989	1603923	8/18/2015	270	1,869.08	
1063047	1603975	8/18/2015	270	1,626.75	
1063010	1603934	8/18/2015	270	1,220.00	
1062992	1603926	8/18/2015	270	1,215.75	
1062941	1603893	8/18/2015	270	1,200.00	
1063022	1603943	8/18/2015	270	1,198.35	
1062998	1603928	8/18/2015	270	844.45	
1062956	1603880	8/18/2015	270	825.00	
1062636	152700808 AIRS DE	8/18/2015	270	669.87	
1063007	1603932	8/18/2015	270	637.00	
1063020	1603941	8/18/2015	270	551.75	
1063001	1603929	8/18/2015	270	505.04	
1062960	1603882	8/18/2015	270	490.20	
1062991	1603925	8/18/2015	270	442.50	
1063019	1603940	8/18/2015	270	430.00	
1063003	1603930	8/18/2015	270	420.00	
1062942	1603877	8/18/2015	270	205.00	
1062938	1603871	8/18/2015	270	200.00	
1063014	1603938	8/18/2015	270	180.00	
1063008	1603933	8/18/2015	270	106.25	
1062948	1603879	8/18/2015	270	90.00	
1063021	1603942	8/18/2015	270	60.00	
1063015	1603936	8/18/2015	270	24.25	

Run Date: 6/30/2016
 Run Time: 2:55:37PM

Demand Account Activity

Start Date: 7/1/2015 End Date: 6/30/2016

Page: 80
 User: 0

Jnl. Entry	Ref #	Trx. Date	Ledger	Debit Amount	Credit Amount
1062947	1603895	8/18/2015	270	22.00	
1063005	1603931	8/18/2015	270	21.25	
1063013	1603935	8/18/2015	270	4.25	
1062624	152700801	8/18/2015	270		579,000.00
1062637	CORRECTION ENT	8/18/2015	270		47,708.34
1062905	152700802	8/18/2015	270		122,785,528.94
1062935	152700806	8/18/2015	270		15,650,205.64
1063424	152700807 AIRS TA	8/19/2015	270	32,029,960.45	
1063075	153000803	8/19/2015	270	32,000,000.00	
1063473	1604039	8/19/2015	270	5,124,741.14	
1063062	1603989	8/19/2015	270	4,269,672.07	
1063480	1604050	8/19/2015	270	3,319,206.85	
1063511	1604075	8/19/2015	270	1,809,464.82	
1063525	1604092	8/19/2015	270	1,387,767.20	
1063472	1604038	8/19/2015	270	1,230,278.37	
1063076	152700801	8/19/2015	270	490,000.00	
1063422	1604006	8/19/2015	270	182,809.00	
1063476	1604047	8/19/2015	270	135,158.00	
1063509	1604073	8/19/2015	270	78,439.88	
1063492	1604061	8/19/2015	270	62,900.48	
1063533	1604093	8/19/2015	270	41,796.91	
1063434	1604010	8/19/2015	270	37,975.90	
1063504	1604065	8/19/2015	270	33,990.01	
1063429	152700808 AIRS TA	8/19/2015	270	31,384.90	
1063432	1604009	8/19/2015	270	24,560.00	
1063426	1604007	8/19/2015	270	19,292.51	
1063428	1604008	8/19/2015	270	17,310.00	
1063490	1604059	8/19/2015	270	14,848.39	
1063505	1604066	8/19/2015	270	13,171.00	
1063072	1604005	8/19/2015	270	12,662.20	
1063501	1604063	8/19/2015	270	12,006.86	
1063425	1604001	8/19/2015	270	11,592.04	
1063503	1604064	8/19/2015	270	9,834.53	
1063475	1604040	8/19/2015	270	8,329.28	
1063510	1604074	8/19/2015	270	6,882.00	
1063431	1604012	8/19/2015	270	6,850.00	
1063519	1604081	8/19/2015	270	6,147.00	
1063069	1603997	8/19/2015	270	5,642.49	
1063507	1604067	8/19/2015	270	3,988.00	
1063430	1604003	8/19/2015	270	3,389.50	
1063482	1604051	8/19/2015	270	3,323.50	
1063427	1604002	8/19/2015	270	3,021.00	
1063489	1604058	8/19/2015	270	2,680.52	
1063496	1604068	8/19/2015	270	2,634.00	
1063499	1604069	8/19/2015	270	2,450.75	
1063423	1604000	8/19/2015	270	2,443.29	
1063440	152700810 AIRS DE	8/19/2015	270	2,403.93	
1063523	1604084	8/19/2015	270	2,271.75	
1063502	1604071	8/19/2015	270	2,135.00	
1063484	1604053	8/19/2015	270	1,955.00	
1063438	Back Out Journal Er	8/19/2015	270	1,765.00	
1063435	1604013	8/19/2015	270	1,698.75	
1063420	1603998	8/19/2015	270	1,517.00	
1063497	1604062	8/19/2015	270	1,360.74	
1063493	1604044	8/19/2015	270	1,180.00	
1063506	1604072	8/19/2015	270	1,034.45	

Run Date: 6/30/2016
 Run Time: 2:55:37PM

Demand Account Activity

Start Date: 7/1/2015 End Date: 6/30/2016

Page: 81
 User: 0

Jnl. Entry	Ref #	Trx. Date	Ledger	Debit Amount	Credit Amount
1063495	1604046	8/19/2015	270	928.80	
1063464	1604041	8/19/2015	270	799.08	
1063520	1604082	8/19/2015	270	710.00	
1063486	1604055	8/19/2015	270	592.75	
1063488	1604057	8/19/2015	270	542.50	
1063485	1604054	8/19/2015	270	370.00	
1063433	1604004	8/19/2015	270	364.94	
1063418	1604011	8/19/2015	270	310.00	
1063491	1604060	8/19/2015	270	273.52	
1063483	1604052	8/19/2015	270	260.00	
1063439	152700809 AIRDSV	8/19/2015	270	247.80	
1063477	1604043	8/19/2015	270	234.48	
1063474	1604042	8/19/2015	270	165.26	
1063494	1604045	8/19/2015	270	128.00	
1063487	1604056	8/19/2015	270	90.00	
1063522	1604083	8/19/2015	270	60.00	
1063500	1604070	8/19/2015	270	50.00	
1063421	1603999	8/19/2015	270	21.25	
1063479	1604049	8/19/2015	270	6.00	
1063478	1604048	8/19/2015	270	4.00	
1063454	DFA EFT REV 8/19/	8/19/2015	270		9,519.80
1063077	152700802	8/19/2015	270		2,619,000.00
1063078	152700803	8/19/2015	270		1,809,464.82
1063444	152700804	8/19/2015	270		49,125,111.44
1063449	152700806	8/19/2015	270		28,518,274.17
1063539	VARIOUS CHARGE	8/19/2015	270		1,765.00
1064734	1604178	8/20/2015	270	45,592,934.09	
1064783	Correct Journal Entr	8/20/2015	270	24,975,026.92	
1063566	153000803	8/20/2015	270	15,000,000.00	
1064733	1604177	8/20/2015	270	4,705,306.72	
1064745	1604208	8/20/2015	270	869,321.90	
1064802	1604233	8/20/2015	270	864,561.30	
1064671	1604118	8/20/2015	270	811,777.18	
1064686	1604131	8/20/2015	270	710,693.92	
1064672	1604119	8/20/2015	270	500,000.00	
1064778	1604191	8/20/2015	270	420,528.41	
1064773	1604197	8/20/2015	270	274,359.08	
1064703	1604179	8/20/2015	270	245,773.04	
1064740	1604204	8/20/2015	270	221,603.37	
1064677	1604123	8/20/2015	270	166,073.83	
1064747	1604209	8/20/2015	270	151,422.50	
1064673	1604120	8/20/2015	270	64,188.34	
1064674	1604121	8/20/2015	270	56,009.40	
1064758	1604183	8/20/2015	270	42,335.37	
1064681	1604126	8/20/2015	270	41,290.00	
1064690	1604135	8/20/2015	270	33,120.90	
1064749	1604181	8/20/2015	270	32,604.23	
1064680	1604125	8/20/2015	270	27,269.23	
1064700	1604199	8/20/2015	270	26,420.31	
1064689	1604134	8/20/2015	270	24,851.18	
1064746	1604180	8/20/2015	270	22,215.80	
1064687	1604132	8/20/2015	270	21,565.55	
1064675	1604122	8/20/2015	270	19,424.00	
1064769	1604195	8/20/2015	270	17,929.39	
1064691	1604136	8/20/2015	270	17,882.47	
1064679	1604124	8/20/2015	270	17,234.09	

Run Date: 6/30/2016
 Run Time: 2:55:37PM

Demand Account Activity

Start Date: 7/1/2015 End Date: 6/30/2016

Page: 82
 User: 0

Jnl. Entry	Ref #	Trx. Date	Ledger	Debit Amount	Credit Amount
1064761	1604184	8/20/2015	270	13,733.56	
1063804	152700808 AIRS TA	8/20/2015	270	12,507.96	
1064763	1604185	8/20/2015	270	12,115.50	
1064775	1604198	8/20/2015	270	10,464.61	
1064815	1604235	8/20/2015	270	7,449.59	
1064682	1604127	8/20/2015	270	6,779.00	
1064753	1604182	8/20/2015	270	6,647.01	
1064812	1604234	8/20/2015	270	6,025.83	
1064771	1604196	8/20/2015	270	5,533.35	
1064776	1604237	8/20/2015	270	5,428.75	
1064780	1604193	8/20/2015	270	4,175.49	
1064779	1604192	8/20/2015	270	4,081.59	
1064683	1604128	8/20/2015	270	3,882.85	
1064736	1604200	8/20/2015	270	3,590.40	
1064770	1604187	8/20/2015	270	3,180.00	
1064744	1604207	8/20/2015	270	1,785.04	
1064811	1604238	8/20/2015	270	1,422.00	
1064774	1604189	8/20/2015	270	1,097.00	
1064738	1604202	8/20/2015	270	1,084.70	
1064688	1604133	8/20/2015	270	1,016.57	
1064768	1604186	8/20/2015	270	980.00	
1064767	1604194	8/20/2015	270	872.00	
1064684	1604129	8/20/2015	270	845.22	
1063806	152700810 AIRS DE	8/20/2015	270	768.91	
1064670	1604117	8/20/2015	270	750.00	
1064692	1604137	8/20/2015	270	600.00	
1064772	1604188	8/20/2015	270	600.00	
1064685	1604130	8/20/2015	270	564.82	
1064739	1604203	8/20/2015	270	515.00	
1063805	152700809 AIRS DE	8/20/2015	270	380.18	
1064737	1604201	8/20/2015	270	328.30	
1063803	152700807 AIRS TA	8/20/2015	270	249.75	
1064743	1604206	8/20/2015	270	199.75	
1064742	1604205	8/20/2015	270	197.75	
1064777	1604190	8/20/2015	270	190.00	
1064814	1604240	8/20/2015	270	164.69	
1064693	1604138	8/20/2015	270	90.00	
1064817	1604236	8/20/2015	270	75.00	
1064813	1604239	8/20/2015	270	8.50	
1064712	DFA EFT REV 8/20/	8/20/2015	270		4,733.31
1064759	152700805	8/20/2015	270		24,933,798.38
1064660	152700802	8/20/2015	270		38,740,663.95
1063567	152700801	8/20/2015	270		2,742,000.00
1064764	Back Out Journal Er	8/20/2015	270		249.75
1064782	152700812	8/20/2015	270		15,000,000.00
1064798	152700813	8/20/2015	270		15,000,000.00
1065137	152700801	8/21/2015	270	103,499,000.00	
1065173	152700807 AIRS TA	8/21/2015	270	86,862,319.25	
1065136	153000803	8/21/2015	270	30,000,000.00	
1065301	152800801	8/21/2015	270	6,000,000.00	
1065154	1604264	8/21/2015	270	3,052,163.28	
1065241	1604332	8/21/2015	270	596,629.75	
1065258	1604335	8/21/2015	270	346,655.59	
1065236	1604327	8/21/2015	270	199,049.71	
1065232	1604323	8/21/2015	270	147,477.81	
1065240	1604331	8/21/2015	270	133,977.47	

Run Date: 6/30/2016
 Run Time: 2:55:37PM

Demand Account Activity

Page: 83
 User: 0

Start Date: 7/1/2015 End Date: 6/30/2016

Jnl. Entry	Ref #	Trx. Date	Ledger	Debit Amount	Credit Amount
1065153	1604263	8/21/2015	270	80,799.94	
1065238	1604329	8/21/2015	270	76,059.96	
1065239	1604330	8/21/2015	270	55,734.01	
1065157	1604267	8/21/2015	270	48,387.97	
1065174	152700808 AIS TAX	8/21/2015	270	38,770.63	
1065217	1604308	8/21/2015	270	35,987.81	
1065235	1604326	8/21/2015	270	34,468.86	
1065191	1604285	8/21/2015	270	30,000.00	
1065152	1604262	8/21/2015	270	26,676.86	
1065156	1604266	8/21/2015	270	17,770.85	
1065150	1604260	8/21/2015	270	16,671.30	
1065192	1604286	8/21/2015	270	15,000.00	
1065254	1604333	8/21/2015	270	13,564.90	
1065159	1604269	8/21/2015	270	12,427.87	
1065218	1604309	8/21/2015	270	11,877.26	
1065219	1604310	8/21/2015	270	9,954.85	
1065220	1604311	8/21/2015	270	9,628.02	
1065149	1604259	8/21/2015	270	7,974.31	
1065221	1604312	8/21/2015	270	7,535.88	
1065223	1604314	8/21/2015	270	7,443.83	
1065216	1604307	8/21/2015	270	5,261.23	
1065222	1604313	8/21/2015	270	4,193.00	
1065196	1604290	8/21/2015	270	3,952.00	
1065151	1604261	8/21/2015	270	3,942.00	
1065224	1604315	8/21/2015	270	3,074.00	
1065176	152700810 AIRS DE	8/21/2015	270	2,882.84	
1065202	1604296	8/21/2015	270	2,572.06	
1065264	1604337	8/21/2015	270	2,476.68	
1065237	1604328	8/21/2015	270	2,352.50	
1065198	1604292	8/21/2015	270	2,020.00	
1065268	1604338	8/21/2015	270	1,974.00	
1065214	1604305	8/21/2015	270	1,132.61	
1065233	1604324	8/21/2015	270	1,020.90	
1065234	1604325	8/21/2015	270	827.50	
1065158	1604268	8/21/2015	270	790.61	
1065189	1604283	8/21/2015	270	742.50	
1065200	1604294	8/21/2015	270	449.25	
1065199	1604293	8/21/2015	270	380.00	
1065175	152700809 AIRS DE	8/21/2015	270	376.17	
1065197	1604291	8/21/2015	270	320.00	
1065146	1604256	8/21/2015	270	150.00	
1065231	1604322	8/21/2015	270	140.00	
1065193	1604287	8/21/2015	270	126.01	
1065201	1604295	8/21/2015	270	100.00	
1065194	1604288	8/21/2015	270	90.00	
1065147	1604257	8/21/2015	270	60.00	
1065160	1604270	8/21/2015	270	40.66	
1065161	1604271	8/21/2015	270	39.24	
1065255	1604334	8/21/2015	270	37.59	
1065225	1604316	8/21/2015	270	24.43	
1065229	1604320	8/21/2015	270	24.00	
1065230	1604321	8/21/2015	270	20.00	
1065260	1604336	8/21/2015	270	18.00	
1065195	1604289	8/21/2015	270	14.07	
1065148	1604258	8/21/2015	270	12.75	
1065155	1604265	8/21/2015	270	12.09	

Run Date: 6/30/2016
 Run Time: 2:55:37PM

Demand Account Activity

Start Date: 7/1/2015 End Date: 6/30/2016

Page: 84
 User: 0

Jnl. Entry	Ref #	Trx. Date	Ledger	Debit Amount	Credit Amount
1065227	1604318	8/21/2015	270	12.00	
1065228	1604319	8/21/2015	270	12.00	
1065215	1604306	8/21/2015	270	4.74	
1065190	1604284	8/21/2015	270	4.00	
1065226	1604317	8/21/2015	270	4.00	
1065179	DFA EFT REV 8/21/	8/21/2015	270		12,867.20
1065244	152700811	8/21/2015	270		142,147,903.07
1065138	152700802	8/21/2015	270		4,130,000.00
1065140	152700803	8/21/2015	270		3,052,163.28
1065177	152700804	8/21/2015	270		81,874,497.36
1065346	152700807 AIRS TA	8/24/2015	270	72,576,833.54	
1065315	153000804	8/24/2015	270	9,000,000.00	
1065794	1604469	8/24/2015	270	1,733,112.17	
1065825	152800801	8/24/2015	270	1,000,000.00	
1065778	1604456	8/24/2015	270	473,332.76	
1065811	1604485	8/24/2015	270	225,601.89	
1065771	1604452	8/24/2015	270	171,210.18	
1065781	1604457	8/24/2015	270	158,424.04	
1065792	1604468	8/24/2015	270	145,528.02	
1065772	1604453	8/24/2015	270	94,216.70	
1065775	1604464	8/24/2015	270	62,404.75	
1065791	1604467	8/24/2015	270	61,659.31	
1065774	1604455	8/24/2015	270	58,801.76	
1065322	1604389	8/24/2015	270	37,838.77	
1065773	1604454	8/24/2015	270	20,939.51	
1065325	1604391	8/24/2015	270	20,056.49	
1065332	1604396	8/24/2015	270	14,421.53	
1065324	1604390	8/24/2015	270	14,263.27	
1065331	1604395	8/24/2015	270	11,289.98	
1065798	1604475	8/24/2015	270	6,749.94	
1065732	1604412	8/24/2015	270	5,468.49	
1065782	1604458	8/24/2015	270	5,186.88	
1065806	1604482	8/24/2015	270	5,070.00	
1065349	152700808 AIRS DE	8/24/2015	270	4,369.64	
1065328	1604393	8/24/2015	270	3,452.55	
1065783	1604459	8/24/2015	270	3,335.23	
1065327	1604392	8/24/2015	270	3,121.76	
1065735	1604415	8/24/2015	270	2,914.00	
1065785	1604460	8/24/2015	270	2,820.46	
1065797	1604474	8/24/2015	270	2,677.05	
1065733	1604413	8/24/2015	270	2,400.00	
1065335	1604399	8/24/2015	270	2,314.00	
1065310	1604470	8/24/2015	270	2,274.52	
1065786	1604461	8/24/2015	270	1,740.00	
1065788	1604463	8/24/2015	270	1,677.50	
1065329	1604394	8/24/2015	270	1,632.10	
1065780	1604466	8/24/2015	270	1,604.60	
1065739	1604419	8/24/2015	270	1,030.00	
1065737	1604417	8/24/2015	270	693.75	
1065795	1604472	8/24/2015	270	580.04	
1065793	1604471	8/24/2015	270	573.26	
1065777	1604465	8/24/2015	270	495.00	
1065734	1604414	8/24/2015	270	450.00	
1065736	1604416	8/24/2015	270	240.00	
1065787	1604462	8/24/2015	270	150.00	
1065333	1604397	8/24/2015	270	120.00	

Run Date: 6/30/2016
 Run Time: 2:55:37PM

Demand Account Activity

Start Date: 7/1/2015 End Date: 6/30/2016

Page: 85
 User: 0

Jnl. Entry	Ref #	Trx. Date	Ledger	Debit Amount	Credit Amount
1065789	1604480	8/24/2015	270	90.00	
1065738	1604418	8/24/2015	270	80.00	
1065796	1604473	8/24/2015	270	66.64	
1065805	1604481	8/24/2015	270	13.02	
1065334	1604398	8/24/2015	270	12.00	
1065344	DFA EFT REV 8/24/	8/24/2015	270		6,036.66
1065318	152700801	8/24/2015	270		9,875,000.00
1065570	152700805	8/24/2015	270		26,101,468.54
1065348	152700802	8/24/2015	270		50,138,182.41
1066144	152700807 AIRS TA	8/25/2015	270	42,000,292.40	
1066152	152700801	8/25/2015	270	39,931,139.80	
1065852	153000803	8/25/2015	270	24,000,000.00	
1066268	152800801	8/25/2015	270	6,000,000.00	
1066235	1604607	8/25/2015	270	2,869,730.30	
1066197	1604557	8/25/2015	270	1,095,122.45	
1066260	152300801	8/25/2015	270	1,000,000.00	
1066176	1604536	8/25/2015	270	842,262.44	
1066270	1604608	8/25/2015	270	471,636.92	
1066148	1604514	8/25/2015	270	402,079.62	
1066157	1604518	8/25/2015	270	215,211.75	
1066214	1604571	8/25/2015	270	127,331.40	
1066186	1604546	8/25/2015	270	121,428.57	
1066242	1604592	8/25/2015	270	109,788.00	
1066185	1604545	8/25/2015	270	105,000.00	
1066196	1604556	8/25/2015	270	95,689.19	
1066177	1604537	8/25/2015	270	67,912.00	
1066181	1604541	8/25/2015	270	59,236.00	
1066158	1604558	8/25/2015	270	45,989.71	
1066218	1604575	8/25/2015	270	38,785.60	
1066199	1604560	8/25/2015	270	36,231.95	
1066237	1604588	8/25/2015	270	33,272.40	
1066226	1604580	8/25/2015	270	26,433.58	
1066147	152700808 AIRS TA	8/25/2015	270	21,160.36	
1066200	1604561	8/25/2015	270	20,139.93	
1066179	1604539	8/25/2015	270	16,579.42	
1066240	1604590	8/25/2015	270	13,629.00	
1066187	1604547	8/25/2015	270	12,650.00	
1066234	1604586	8/25/2015	270	12,187.14	
1066180	1604540	8/25/2015	270	10,197.66	
1066243	1604593	8/25/2015	270	9,097.88	
1066238	1604589	8/25/2015	270	8,931.40	
1066266	1604604	8/25/2015	270	7,291.00	
1066215	1604572	8/25/2015	270	6,084.29	
1066216	1604573	8/25/2015	270	5,460.00	
1066151	152700810 AIRS DE	8/25/2015	270	4,725.00	
1066188	1604548	8/25/2015	270	4,637.56	
1066165	1604594	8/25/2015	270	3,730.00	
1066219	1604576	8/25/2015	270	3,442.40	
1066191	1604551	8/25/2015	270	3,193.75	
1066220	1604577	8/25/2015	270	2,468.00	
1066231	1604605	8/25/2015	270	2,465.00	
1066149	152700809 AIRS DE	8/25/2015	270	2,342.19	
1066183	1604543	8/25/2015	270	2,331.57	
1066222	1604595	8/25/2015	270	1,738.84	
1066193	1604553	8/25/2015	270	1,720.00	
1066250	1604602	8/25/2015	270	1,580.00	

Run Date: 6/30/2016
 Run Time: 2:55:37PM

Demand Account Activity

Start Date: 7/1/2015 End Date: 6/30/2016

Page: 86
 User: 0

Jnl. Entry	Ref #	Trx. Date	Ledger	Debit Amount	Credit Amount
1066274	1604613	8/25/2015	270	1,110.65	
1066184	1604544	8/25/2015	270	1,100.35	
1066224	1604579	8/25/2015	270	1,068.40	
1066227	1604581	8/25/2015	270	927.50	
1066241	1604591	8/25/2015	270	669.82	
1065842	1604505	8/25/2015	270	625.00	
1066229	1604582	8/25/2015	270	571.16	
1066217	1604574	8/25/2015	270	558.60	
1066198	1604559	8/25/2015	270	510.37	
1065837	1604501	8/25/2015	270	500.00	
1065846	1604507	8/25/2015	270	500.00	
1065849	1604510	8/25/2015	270	425.00	
1065839	1604503	8/25/2015	270	400.00	
1066265	1604603	8/25/2015	270	400.00	
1066236	1604587	8/25/2015	270	360.00	
1066221	1604578	8/25/2015	270	350.00	
1066189	1604549	8/25/2015	270	344.50	
1066194	1604554	8/25/2015	270	320.00	
1066271	1604609	8/25/2015	270	300.00	
1066223	1604596	8/25/2015	270	288.88	
1065832	1604499	8/25/2015	270	280.00	
1065838	1604502	8/25/2015	270	280.00	
1066273	1604612	8/25/2015	270	255.00	
1066192	1604552	8/25/2015	270	250.00	
1065836	1604500	8/25/2015	270	200.00	
1065847	1604508	8/25/2015	270	200.00	
1065841	1604504	8/25/2015	270	140.00	
1065845	1604506	8/25/2015	270	105.00	
1066190	1604550	8/25/2015	270	90.00	
1066272	1604610	8/25/2015	270	90.00	
1065848	1604509	8/25/2015	270	50.00	
1066269	1604611	8/25/2015	270	30.38	
1066267	1604606	8/25/2015	270	30.00	
1066182	1604542	8/25/2015	270	16.34	
1066178	1604538	8/25/2015	270	0.50	
1066166	8006148	8/25/2015	270		142,262.00
1066211	152700806	8/25/2015	270		119,434,804.35
1066582	152700807 AIRS TA	8/26/2015	270	38,478,620.33	
1066571	152700803	8/26/2015	270	22,758,464.34	
1066566	153000803	8/26/2015	270	13,000,000.00	
1066292	1604629	8/26/2015	270	2,572,450.94	
1066657	1604700	8/26/2015	270	2,500,000.00	
1066642	152800801	8/26/2015	270	2,000,000.00	
1066299	1604632	8/26/2015	270	1,395,717.79	
1066630	1604665	8/26/2015	270	1,335,436.20	
1066622	1604662	8/26/2015	270	710,110.62	
1066659	1604701	8/26/2015	270	552,000.00	
1066627	1604664	8/26/2015	270	447,015.34	
1066623	1604663	8/26/2015	270	108,300.54	
1066611	1604656	8/26/2015	270	90,149.93	
1066634	1604684	8/26/2015	270	89,917.09	
1066610	1604655	8/26/2015	270	46,459.28	
1066294	1604630	8/26/2015	270	19,666.87	
1066300	1604622	8/26/2015	270	13,729.32	
1066296	1604621	8/26/2015	270	13,160.51	
1066586	152700811 AIRS DE	8/26/2015	270	11,985.00	

Run Date: 6/30/2016
 Run Time: 2:55:37PM

Demand Account Activity

Page: 87
 User: 0

Start Date: 7/1/2015 End Date: 6/30/2016

Jnl. Entry	Ref #	Trx. Date	Ledger	Debit Amount	Credit Amount
1066619	1604660	8/26/2015	270	11,095.08	
1066609	1604654	8/26/2015	270	10,970.74	
1066613	1604657	8/26/2015	270	9,623.28	
1066286	1604623	8/26/2015	270	5,279.00	
1066293	1604626	8/26/2015	270	4,361.68	
1066633	1604680	8/26/2015	270	4,161.50	
1066290	1604625	8/26/2015	270	2,884.00	
1066615	1604658	8/26/2015	270	2,842.38	
1066635	1604666	8/26/2015	270	2,017.75	
1066287	1604624	8/26/2015	270	1,922.77	
1066295	1604627	8/26/2015	270	1,548.00	
1066592	1604639	8/26/2015	270	1,427.25	
1066594	1604641	8/26/2015	270	1,195.00	
1066617	1604659	8/26/2015	270	1,163.52	
1066583	152700808 AIRS D€	8/26/2015	270	1,132.62	
1066584	152700809 AIRS D€	8/26/2015	270	1,128.18	
1066596	1604643	8/26/2015	270	1,049.00	
1066289	1604628	8/26/2015	270	974.75	
1066654	1604697	8/26/2015	270	779.60	
1066632	1604679	8/26/2015	270	663.89	
1066620	1604661	8/26/2015	270	545.00	
1066585	152700810 AIRS D€	8/26/2015	270	525.00	
1066288	1604619	8/26/2015	270	435.00	
1066291	1604620	8/26/2015	270	394.00	
1066651	1604694	8/26/2015	270	270.00	
1066595	1604642	8/26/2015	270	230.00	
1066591	1604638	8/26/2015	270	183.70	
1066652	1604695	8/26/2015	270	153.00	
1066597	1604644	8/26/2015	270	140.00	
1066636	1604667	8/26/2015	270	132.81	
1066282	1604699	8/26/2015	270	117.00	
1066593	1604640	8/26/2015	270	110.00	
1066655	1604698	8/26/2015	270	70.00	
1066656	1604696	8/26/2015	270	27.00	
1066297	1604631	8/26/2015	270	11.50	
1066631	1604678	8/26/2015	270	10.58	
1066604	DFA EFT REV	8/26/2015	270		59,681.75
1066568	152700801	8/26/2015	270		65,587,000.00
1066570	152700802	8/26/2015	270		2,572,450.94
1066588	152700806	8/26/2015	270		120,000.00
1066640	152700812	8/26/2015	270		18,012,315.36
1067048	1604797	8/27/2015	270	56,444,074.74	
1066709	152700807 AIRS TA	8/27/2015	270	26,197,824.49	
1066695	153000803	8/27/2015	270	14,000,000.00	
1066961	1604722	8/27/2015	270	7,278,179.56	
1066966	1604724	8/27/2015	270	4,066,945.57	
1066967	1604737	8/27/2015	270	462,862.61	
1066986	1604749	8/27/2015	270	280,571.75	
1067046	1604795	8/27/2015	270	266,021.06	
1066964	1604736	8/27/2015	270	250,929.58	
1066988	1604750	8/27/2015	270	192,425.00	
1066962	1604735	8/27/2015	270	173,332.59	
1067045	1604794	8/27/2015	270	143,102.12	
1067014	1604774	8/27/2015	270	139,466.24	
1067036	1604790	8/27/2015	270	111,153.80	
1067042	1604792	8/27/2015	270	62,490.28	

Run Date: 6/30/2016
 Run Time: 2:55:37PM

Demand Account Activity

Page: 88
 User: 0

Start Date: 7/1/2015 End Date: 6/30/2016

Jnl. Entry	Ref #	Trx. Date	Ledger	Debit Amount	Credit Amount
1066963	1604723	8/27/2015	270	57,337.50	
1067047	1604796	8/27/2015	270	55,981.70	
1066954	1604725	8/27/2015	270	33,672.50	
1067044	1604793	8/27/2015	270	29,547.00	
1066951	1604733	8/27/2015	270	20,517.41	
1067040	1604791	8/27/2015	270	19,096.18	
1066984	Back Out Journal Er	8/27/2015	270	19,005.82	
1067043	1604831	8/27/2015	270	14,209.08	
1066973	1604741	8/27/2015	270	11,324.94	
1066993	1604753	8/27/2015	270	10,339.50	
1067015	1604775	8/27/2015	270	8,339.74	
1067017	1604777	8/27/2015	270	7,072.48	
1067016	1604776	8/27/2015	270	6,881.00	
1066991	1604751	8/27/2015	270	4,980.00	
1066712	152700809 AIRS DC	8/27/2015	270	4,078.67	
1067013	1604773	8/27/2015	270	3,720.02	
1067018	1604778	8/27/2015	270	2,758.93	
1067049	1604798	8/27/2015	270	2,465.12	
1066968	1604738	8/27/2015	270	2,259.00	
1067019	1604779	8/27/2015	270	2,069.00	
1066970	1604739	8/27/2015	270	1,677.41	
1066995	1604755	8/27/2015	270	1,369.75	
1066960	1604727	8/27/2015	270	1,355.00	
1066711	152700808 AIRS TA	8/27/2015	270	1,283.91	
1067028	1604787	8/27/2015	270	1,080.75	
1066992	1604752	8/27/2015	270	960.00	
1067020	1604780	8/27/2015	270	903.50	
1066994	1604754	8/27/2015	270	820.00	
1067029	1604788	8/27/2015	270	722.50	
1066965	1604728	8/27/2015	270	625.00	
1067022	1604782	8/27/2015	270	575.00	
1066971	1604729	8/27/2015	270	500.00	
1067075	1604824	8/27/2015	270	498.77	
1067032	1604789	8/27/2015	270	397.40	
1066956	1604726	8/27/2015	270	300.00	
1067021	1604781	8/27/2015	270	292.00	
1066955	1604720	8/27/2015	270	174.09	
1066996	1604756	8/27/2015	270	155.00	
1066972	1604740	8/27/2015	270	126.00	
1067023	1604783	8/27/2015	270	120.00	
1066976	1604731	8/27/2015	270	110.00	
1066975	1604730	8/27/2015	270	100.00	
1067024	1604784	8/27/2015	270	90.00	
1066957	1604734	8/27/2015	270	84.84	
1066958	1604721	8/27/2015	270	65.85	
1067025	1604785	8/27/2015	270	32.00	
1066953	1604719	8/27/2015	270	31.73	
1066977	1604732	8/27/2015	270	12.75	
1067026	1604786	8/27/2015	270	4.00	
1066959	DFA EFT REV 8/27/	8/27/2015	270		19,005.82
1066987	DFA EFT REV 8-27-	8/27/2015	270		19,005.82
1066714	152700802	8/27/2015	270		19,227,833.59
1066697	153000801	8/27/2015	270		6,459,000.00
1067051	152700803	8/27/2015	270		66,701,957.32
1067092	152700810	8/27/2015	270		8,000,000.00
1067069	152700811	8/27/2015	270		10,000,000.00

Run Date: 6/30/2016
Run Time: 2:55:37PM

Demand Account Activity

Start Date: 7/1/2015 End Date: 6/30/2016

Page: 89
User: 0

Jnl. Entry	Ref #	Trx. Date	Ledger	Debit Amount	Credit Amount
1067402	152700802	8/28/2015	270	244,224,966.18	
1067466	152800801	8/28/2015	270	27,000,000.00	
1067510	Back Out Journal Er	8/28/2015	270	26,000,000.00	
1067511	Correct Journal Entr	8/28/2015	270	26,000,000.00	
1067509	152300801	8/28/2015	270	9,000,000.00	
1067119	153000803	8/28/2015	270	7,000,000.00	
1067390	1604928	8/28/2015	270	4,992,907.64	
1067356	152700807 AIRS TA	8/28/2015	270	3,859,258.36	
1067440	1604929	8/28/2015	270	1,549,702.89	
1067417	1604906	8/28/2015	270	551,759.92	
1067429	1604918	8/28/2015	270	476,733.12	
1067505	1604970	8/28/2015	270	187,937.90	
1067378	1604870	8/28/2015	270	180,879.38	
1067503	1604968	8/28/2015	270	133,624.00	
1067430	1604919	8/28/2015	270	126,238.50	
1067380	1604871	8/28/2015	270	116,578.79	
1067431	1604920	8/28/2015	270	110,986.74	
1067357	152700808 AIRS TA	8/28/2015	270	88,064.42	
1067404	1604894	8/28/2015	270	87,416.54	
1067373	1604867	8/28/2015	270	45,873.26	
1067504	1604969	8/28/2015	270	40,600.00	
1067364	1604866	8/28/2015	270	38,450.87	
1067480	1604959	8/28/2015	270	35,000.00	
1067405	1604895	8/28/2015	270	30,415.53	
1067406	1604896	8/28/2015	270	27,081.55	
1067407	1604897	8/28/2015	270	25,948.34	
1067416	1604905	8/28/2015	270	20,380.00	
1067418	1604907	8/28/2015	270	16,908.63	
1067438	1604927	8/28/2015	270	13,596.53	
1067359	152700810 AIRS DE	8/28/2015	270	8,220.30	
1067399	1604890	8/28/2015	270	8,082.83	
1067485	1604960	8/28/2015	270	7,437.75	
1067441	1604930	8/28/2015	270	6,509.03	
1067376	1604868	8/28/2015	270	5,390.16	
1067388	1604880	8/28/2015	270	4,650.75	
1067103	1604841	8/28/2015	270	4,646.00	
1067428	1604917	8/28/2015	270	4,417.54	
1067358	152700809 AIRS DE	8/28/2015	270	4,170.48	
1067379	1604872	8/28/2015	270	4,042.35	
1067377	1604869	8/28/2015	270	2,996.38	
1067408	1604898	8/28/2015	270	2,423.33	
1067414	1604903	8/28/2015	270	2,345.00	
1067489	1604962	8/28/2015	270	1,989.02	
1067487	1604961	8/28/2015	270	1,810.00	
1067420	1604909	8/28/2015	270	1,735.70	
1067392	1604882	8/28/2015	270	1,360.00	
1067409	1604899	8/28/2015	270	1,308.00	
1067394	1604884	8/28/2015	270	956.75	
1067371	1604862	8/28/2015	270	905.47	
1067411	1604900	8/28/2015	270	846.96	
1067457	1604942	8/28/2015	270	550.00	
1067102	1604839	8/28/2015	270	475.00	
1067506	1604971	8/28/2015	270	450.00	
1067435	1604924	8/28/2015	270	450.00	
1067419	1604908	8/28/2015	270	442.50	
1067374	1604864	8/28/2015	270	411.06	

Run Date: 6/30/2016
 Run Time: 2:55:37PM

Demand Account Activity

Page: 90
 User: 0

Start Date: 7/1/2015 End Date: 6/30/2016

Jnl. Entry	Ref #	Trx. Date	Ledger	Debit Amount	Credit Amount
1067370	1604861	8/28/2015	270	390.00	
1067389	1604881	8/28/2015	270	370.00	
1067117	1604853	8/28/2015	270	365.80	
1067367	1604858	8/28/2015	270	340.00	
1067415	1604904	8/28/2015	270	331.00	
1067362	1604854	8/28/2015	270	329.78	
1067393	1604883	8/28/2015	270	260.00	
1067412	1604901	8/28/2015	270	250.00	
1067432	1604921	8/28/2015	270	213.87	
1067456	1604941	8/28/2015	270	200.00	
1067459	1604944	8/28/2015	270	200.00	
1067368	1604859	8/28/2015	270	150.00	
1067434	1604923	8/28/2015	270	150.00	
1067396	1604885	8/28/2015	270	145.00	
1067460	1604945	8/28/2015	270	140.00	
1067413	1604902	8/28/2015	270	115.00	
1067105	1604843	8/28/2015	270	90.00	
1067436	1604925	8/28/2015	270	90.00	
1067458	1604943	8/28/2015	270	90.00	
1067104	1604842	8/28/2015	270	52.99	
1067369	1604860	8/28/2015	270	50.00	
1067372	1604863	8/28/2015	270	34.61	
1067433	1604922	8/28/2015	270	33.52	
1067363	1604855	8/28/2015	270	24.28	
1067365	1604856	8/28/2015	270	24.23	
1067442	1604931	8/28/2015	270	24.15	
1067366	1604857	8/28/2015	270	18.00	
1067437	1604926	8/28/2015	270	17.44	
1067121	DFA EFT REV 8/28/	8/28/2015	270		25,340.86
1067469	152700815	8/28/2015	270		322,803,311.02
1067120	152700801	8/28/2015	270		3,934,000.00
1067403	152600801	8/28/2015	270		26,000,000.00
1067850	152800801	8/31/2015	270	56,000,000.00	
1067525	152700801	8/31/2015	270	11,000,000.00	
1067536	152700807 AIRS TA	8/31/2015	270	2,408,283.32	
1067894	1605046	8/31/2015	270	1,511,306.81	
1067837	1605004	8/31/2015	270	547,915.17	
1067889	1605055	8/31/2015	270	259,005.80	
1067892	1605056	8/31/2015	270	116,757.79	
1067898	1605052	8/31/2015	270	112,918.90	
1067526	152700802	8/31/2015	270	101,099.97	
1067835	1605003	8/31/2015	270	90,600.00	
1067884	1605042	8/31/2015	270	50,541.03	
1067520	1604979	8/31/2015	270	44,304.39	
1067907	1605065	8/31/2015	270	29,886.30	
1067768	1604986	8/31/2015	270	28,351.16	
1067885	1605043	8/31/2015	270	25,039.52	
1067888	1605045	8/31/2015	270	16,025.23	
1067901	1605053	8/31/2015	270	14,765.63	
1067834	1605002	8/31/2015	270	12,000.00	
1067873	1605054	8/31/2015	270	10,683.46	
1067887	1605044	8/31/2015	270	8,679.71	
1071521	Back Out Journal Er	8/31/2015	270	8,271.46	
1067883	1605041	8/31/2015	270	8,149.07	
1067902	1605059	8/31/2015	270	4,915.96	
1067537	152700808 AIRS TA	8/31/2015	270	4,694.51	

Run Date: 6/30/2016
 Run Time: 2:55:37PM

Demand Account Activity

Start Date: 7/1/2015 End Date: 6/30/2016

Page: 91
 User: 0

Jnl. Entry	Ref #	Trx. Date	Ledger	Debit Amount	Credit Amount
1067917	1605047	8/31/2015	270	4,473.70	
1067832	1605001	8/31/2015	270	4,446.00	
1067839	1605005	8/31/2015	270	4,052.00	
1067893	1605050	8/31/2015	270	3,239.64	
1067897	1605057	8/31/2015	270	2,583.60	
1067900	1605058	8/31/2015	270	2,582.00	
1067891	1605049	8/31/2015	270	2,444.00	
1067830	1605000	8/31/2015	270	2,345.00	
1067765	1604985	8/31/2015	270	2,181.81	
1067910	1605071	8/31/2015	270	1,671.52	
1067874	1605060	8/31/2015	270	1,631.26	
1067842	1605007	8/31/2015	270	1,595.00	
1067528	1604984	8/31/2015	270	1,276.67	
1067904	1605068	8/31/2015	270	921.13	
1067913	1605067	8/31/2015	270	855.00	
1067895	1605051	8/31/2015	270	607.20	
1067909	1605066	8/31/2015	270	502.50	
1067871	1605040	8/31/2015	270	500.00	
1067769	1604983	8/31/2015	270	469.49	
1067903	1605064	8/31/2015	270	431.75	
1067538	152700809 AIRS DE	8/31/2015	270	332.04	
1067841	1605006	8/31/2015	270	320.00	
1067843	1605008	8/31/2015	270	310.00	
1067844	1605009	8/31/2015	270	269.25	
1067896	1605062	8/31/2015	270	210.00	
1067886	1605048	8/31/2015	270	164.25	
1067906	1605069	8/31/2015	270	66.43	
1067845	1605010	8/31/2015	270	40.00	
1067899	1605063	8/31/2015	270	24.00	
1067764	1604981	8/31/2015	270	20.00	
1067908	1605070	8/31/2015	270	20.00	
1067890	1605061	8/31/2015	270	16.00	
1067767	1604982	8/31/2015	270	8.50	
1067911	1605072	8/31/2015	270	6.00	
1067821	DFA EFT REV 8/31/	8/31/2015	270		5,885.95
1067824	152700810	8/31/2015	270		56,266,034.94
1067527	152700803	8/31/2015	270		1,872,000.00
1067929	152700815	8/31/2015	270		12,481,291.06
1069881	DFA EFT REV 9/3/1	8/31/2015	270		8,271.46
1068312	152600901	9/1/2015	270	33,000,000.00	
1067956	152700802	9/1/2015	270	4,000,000.00	
1068284	1605190	9/1/2015	270	3,303,000.00	
1067954	153000803	9/1/2015	270	2,000,000.00	
1068272	1605174	9/1/2015	270	1,911,369.21	
1068275	1605176	9/1/2015	270	1,478,190.10	
1068309	152300901	9/1/2015	270	1,000,000.00	
1068262	1605163	9/1/2015	270	527,753.92	
1068258	1605159	9/1/2015	270	507,360.54	
1068229	1605121	9/1/2015	270	330,239.03	
1068226	1605118	9/1/2015	270	318,894.11	
1068228	1605120	9/1/2015	270	288,748.86	
1068227	1605119	9/1/2015	270	288,374.39	
1068271	1605173	9/1/2015	270	269,726.22	
1068213	1605125	9/1/2015	270	269,647.30	
1068274	1605175	9/1/2015	270	201,480.24	
1068265	1605165	9/1/2015	270	136,846.10	

Run Date: 6/30/2016
 Run Time: 2:55:37PM

Demand Account Activity

Start Date: 7/1/2015 End Date: 6/30/2016

Page: 92
 User: 0

Jnl. Entry	Ref #	Trx. Date	Ledger	Debit Amount	Credit Amount
1068279	1605180	9/1/2015	270	119,834.00	
1067965	1605130	9/1/2015	270	63,985.38	
1068267	1605167	9/1/2015	270	51,287.69	
1068233	1605129	9/1/2015	270	42,432.80	
1068266	1605166	9/1/2015	270	42,053.04	
1068210	1605124	9/1/2015	270	31,023.83	
1068230	1605122	9/1/2015	270	30,906.63	
1068203	1605123	9/1/2015	270	28,692.92	
1068207	1605108	9/1/2015	270	25,787.38	
1068291	1605191	9/1/2015	270	24,888.79	
1068259	1605160	9/1/2015	270	23,472.43	
1068276	1605177	9/1/2015	270	23,062.31	
1068214	1605132	9/1/2015	270	14,794.52	
1068215	1605112	9/1/2015	270	11,406.95	
1068208	1605109	9/1/2015	270	11,189.64	
1068256	1605157	9/1/2015	270	11,013.26	
1068232	1605128	9/1/2015	270	9,797.38	
1068257	1605158	9/1/2015	270	9,797.05	
1068264	1605164	9/1/2015	270	9,562.44	
1068269	1605170	9/1/2015	270	9,114.90	
1068238	1605168	9/1/2015	270	6,375.96	
1068206	1605107	9/1/2015	270	6,015.95	
1068209	1605110	9/1/2015	270	5,279.97	
1068260	1605161	9/1/2015	270	5,229.45	
1068231	1605127	9/1/2015	270	4,311.90	
1068216	1605126	9/1/2015	270	4,265.55	
1068219	1605134	9/1/2015	270	3,491.50	
1068281	1605185	9/1/2015	270	1,940.00	
1068261	1605162	9/1/2015	270	1,869.08	
1068268	1605172	9/1/2015	270	1,327.90	
1068270	1605171	9/1/2015	270	1,190.00	
1068223	1605115	9/1/2015	270	1,021.50	
1068220	1605113	9/1/2015	270	735.00	
1068277	1605178	9/1/2015	270	570.37	
1068211	1605131	9/1/2015	270	559.90	
1068212	1605111	9/1/2015	270	482.99	
1068283	1605186	9/1/2015	270	400.00	
1068278	1605179	9/1/2015	270	342.62	
1068224	1605116	9/1/2015	270	150.00	
1068217	1605133	9/1/2015	270	125.00	
1068222	1605114	9/1/2015	270	60.00	
1068290	1605169	9/1/2015	270	12.00	
1068225	1605117	9/1/2015	270	4.00	
1068201	152700903	9/1/2015	270		17,589,855.80
1067955	152700801	9/1/2015	270		34,196,676.00
1068607	153990901	9/2/2015	270	80,327,414.48	
1068612	152700907 AIRS TA	9/2/2015	270	9,999,449.00	
1068602	153000903	9/2/2015	270	7,000,000.00	
1068643	1605255	9/2/2015	270	3,288,025.11	
1068606	152700902	9/2/2015	270	1,459,702.00	
1068716	1605319	9/2/2015	270	1,384,045.14	
1068641	1605253	9/2/2015	270	1,018,376.56	
1068585	1605218	9/2/2015	270	904,477.68	
1068719	1605320	9/2/2015	270	675,170.34	
1068640	1605252	9/2/2015	270	492,852.00	
1068593	1605224	9/2/2015	270	402,780.00	

Run Date: 6/30/2016
 Run Time: 2:55:37PM

Demand Account Activity

Page: 93
 User: 0

Start Date: 7/1/2015 End Date: 6/30/2016

Jnl. Entry	Ref #	Trx. Date	Ledger	Debit Amount	Credit Amount
1068579	1605216	9/2/2015	270	357,203.14	
1068642	1605254	9/2/2015	270	315,839.11	
1068599	1605228	9/2/2015	270	262,500.00	
1068647	1605259	9/2/2015	270	243,265.32	
1068596	1605226	9/2/2015	270	127,145.55	
1068588	1605219	9/2/2015	270	103,430.18	
1068594	1605225	9/2/2015	270	94,480.05	
1068658	1605269	9/2/2015	270	74,907.57	
1068613	152700908 AIRS TA	9/2/2015	270	42,365.02	
1068720	1605321	9/2/2015	270	39,547.11	
1068598	1605227	9/2/2015	270	28,355.47	
1068707	1605313	9/2/2015	270	25,790.58	
1068614	152700909 AIRS DE	9/2/2015	270	23,887.43	
1068650	1605262	9/2/2015	270	15,080.76	
1068649	1605261	9/2/2015	270	9,914.43	
1068582	1605217	9/2/2015	270	9,660.00	
1068327	1605220	9/2/2015	270	9,157.82	
1068648	1605260	9/2/2015	270	8,394.50	
1068706	1605312	9/2/2015	270	7,940.00	
1068326	1605212	9/2/2015	270	6,749.11	
1068583	1605221	9/2/2015	270	6,031.00	
1068667	1605278	9/2/2015	270	3,784.62	
1068592	1605263	9/2/2015	270	3,723.05	
1068644	1605256	9/2/2015	270	3,586.03	
1068646	1605258	9/2/2015	270	3,296.66	
1068663	1605274	9/2/2015	270	3,273.50	
1068668	1605279	9/2/2015	270	3,014.00	
1068678	1605289	9/2/2015	270	2,935.00	
1068584	1605214	9/2/2015	270	2,500.00	
1068656	1605268	9/2/2015	270	2,358.50	
1068645	1605257	9/2/2015	270	2,310.00	
1068600	1605271	9/2/2015	270	2,139.72	
1068672	1605283	9/2/2015	270	1,790.00	
1068661	1605272	9/2/2015	270	1,760.00	
1068615	152700910 AIRS DE	9/2/2015	270	1,551.67	
1068581	1605213	9/2/2015	270	1,455.00	
1068590	1605230	9/2/2015	270	1,399.96	
1068670	1605281	9/2/2015	270	1,162.25	
1068637	1605249	9/2/2015	270	950.00	
1068586	1605222	9/2/2015	270	840.00	
1068676	1605287	9/2/2015	270	637.00	
1068659	1605270	9/2/2015	270	590.00	
1068653	1605266	9/2/2015	270	523.25	
1068589	1605223	9/2/2015	270	493.52	
1068654	1605267	9/2/2015	270	417.25	
1068677	1605288	9/2/2015	270	405.00	
1068638	1605250	9/2/2015	270	350.00	
1068662	1605273	9/2/2015	270	340.00	
1068673	1605284	9/2/2015	270	340.00	
1068651	1605264	9/2/2015	270	302.00	
1068664	1605275	9/2/2015	270	260.00	
1068669	1605280	9/2/2015	270	240.00	
1068665	1605276	9/2/2015	270	222.50	
1068674	1605285	9/2/2015	270	175.00	
1068639	1605251	9/2/2015	270	140.00	
1068671	1605282	9/2/2015	270	140.00	

Run Date: 6/30/2016
 Run Time: 2:55:37PM

Demand Account Activity

Start Date: 7/1/2015 End Date: 6/30/2016

Page: 94
 User: 0

Jnl. Entry	Ref #	Trx. Date	Ledger	Debit Amount	Credit Amount
1068652	1605265	9/2/2015	270	112.56	
1068666	1605277	9/2/2015	270	60.00	
1068587	1605215	9/2/2015	270	50.00	
1068686	1605293	9/2/2015	270	49.05	
1068675	1605286	9/2/2015	270	4.25	
1068605	152700901	9/2/2015	270		94,480.05
1068701	152700903	9/2/2015	270		14,173,729.26
1068714	152700909	9/2/2015	270		36,000,000.00
1068700	152700910	9/2/2015	270		59,000,000.00
1069882	1605386	9/3/2015	270	45,916,908.35	
1068769	153000904	9/3/2015	270	10,000,000.00	
1069858	152700907 AIRS TA	9/3/2015	270	9,057,126.40	
1068775	152700901	9/3/2015	270	4,000,000.00	
1069923	152300902	9/3/2015	270	1,000,000.00	
1069880	1605385	9/3/2015	270	956,658.59	
1068728	1605329	9/3/2015	270	800,000.00	
1068771	1605363	9/3/2015	270	750,000.00	
1068754	1605349	9/3/2015	270	422,563.92	
1069934	1605434	9/3/2015	270	298,172.29	
1069888	1605392	9/3/2015	270	195,858.50	
1068755	1605350	9/3/2015	270	183,028.17	
1068772	1605364	9/3/2015	270	180,820.34	
1068747	1605343	9/3/2015	270	166,263.74	
1068773	1605365	9/3/2015	270	145,300.02	
1069883	1605387	9/3/2015	270	103,018.10	
1068748	1605344	9/3/2015	270	93,822.94	
1068750	1605345	9/3/2015	270	86,770.20	
1068751	1605346	9/3/2015	270	61,000.00	
1068742	1605339	9/3/2015	270	57,787.88	
1068744	1605340	9/3/2015	270	44,131.70	
1069865	1605371	9/3/2015	270	36,944.00	
1069866	1605372	9/3/2015	270	19,030.61	
1069877	1605383	9/3/2015	270	18,390.00	
1069859	152700908 AIRS TA	9/3/2015	270	17,456.35	
1069884	1605388	9/3/2015	270	16,207.30	
1068752	1605347	9/3/2015	270	15,400.30	
1069868	1605373	9/3/2015	270	11,997.48	
1069869	1605374	9/3/2015	270	11,731.33	
1068762	1605357	9/3/2015	270	11,487.00	
1068745	1605341	9/3/2015	270	7,276.29	
1069885	1605389	9/3/2015	270	7,153.04	
1069886	1605390	9/3/2015	270	7,133.12	
1068729	1605330	9/3/2015	270	6,619.00	
1069878	1605384	9/3/2015	270	6,254.03	
1069870	1605375	9/3/2015	270	4,742.14	
1069867	1605407	9/3/2015	270	3,797.41	
1068753	1605348	9/3/2015	270	3,791.20	
1068764	1605360	9/3/2015	270	3,529.64	
1068759	1605354	9/3/2015	270	3,360.00	
1068767	1605362	9/3/2015	270	2,958.90	
1068727	1605328	9/3/2015	270	1,677.41	
1068746	1605342	9/3/2015	270	1,448.08	
1069905	1605410	9/3/2015	270	1,302.00	
1068766	1605361	9/3/2015	270	1,260.00	
1069860	152700909 AIRS DE	9/3/2015	270	1,256.76	
1068757	1605352	9/3/2015	270	1,026.50	

Run Date: 6/30/2016
 Run Time: 2:55:37PM

Demand Account Activity

Start Date: 7/1/2015 End Date: 6/30/2016

Page: 95
 User: 0

Jnl. Entry	Ref #	Trx. Date	Ledger	Debit Amount	Credit Amount
1069919	1605422	9/3/2015	270	1,002.28	
1069863	1605370	9/3/2015	270	984.95	
1068761	1605356	9/3/2015	270	920.00	
1069903	1605408	9/3/2015	270	800.00	
1068760	1605355	9/3/2015	270	630.00	
1069861	1605369	9/3/2015	270	477.50	
1069933	1605433	9/3/2015	270	450.00	
1069862	152700910 AIRS D€	9/3/2015	270	269.00	
1068758	1605353	9/3/2015	270	130.00	
1069904	1605409	9/3/2015	270	21.60	
1069887	1605391	9/3/2015	270	21.15	
1068776	152700902	9/3/2015	270		4,000,000.00
1068777	152700903	9/3/2015	270		56,787,353.75
1069864	152700911	9/3/2015	270		13,938,386.01
1070246	152700911	9/4/2015	270	120,986,989.98	
1070368	Correct Journal Entr	9/4/2015	270	15,000,000.00	
1070365	152800903	9/4/2015	270	14,000,000.00	
1070366	Correct Journal Entr	9/4/2015	270	11,000,000.00	
1070213	152700904	9/4/2015	270	10,000,000.00	
1070347	152600902	9/4/2015	270	10,000,000.00	
1070237	152700907 AIRS TA	9/4/2015	270	4,445,788.94	
1070210	152700902	9/4/2015	270	2,100,000.00	
1070356	152300901	9/4/2015	270	1,000,000.00	
1070266	1605505	9/4/2015	270	533,053.13	
1070267	1605506	9/4/2015	270	506,334.90	
1070268	1605507	9/4/2015	270	423,524.00	
1070208	152700901	9/4/2015	270	200,000.00	
1070240	152700909 AIRS D€	9/4/2015	270	177,357.87	
1070191	1605457	9/4/2015	270	167,856.24	
1070327	1605574	9/4/2015	270	147,765.26	
1069962	1605573	9/4/2015	270	68,201.48	
1070238	152700908 AIRS TA	9/4/2015	270	62,344.85	
1070201	1605467	9/4/2015	270	56,769.00	
1070358	1605585	9/4/2015	270	55,040.00	
1070297	1605532	9/4/2015	270	53,903.80	
1070202	1605468	9/4/2015	270	37,291.67	
1070282	1605520	9/4/2015	270	37,265.20	
1070363	1605590	9/4/2015	270	36,182.90	
1070209	1605473	9/4/2015	270	31,937.27	
1070203	1605469	9/4/2015	270	31,208.00	
1070359	1605586	9/4/2015	270	26,320.00	
1070272	1605511	9/4/2015	270	23,665.40	
1070320	1605565	9/4/2015	270	17,380.21	
1070322	1605566	9/4/2015	270	16,796.19	
1070200	1605466	9/4/2015	270	12,550.68	
1070291	1605563	9/4/2015	270	12,197.50	
1070330	1605567	9/4/2015	270	11,359.28	
1070270	1605509	9/4/2015	270	11,039.66	
1070243	152700910 AIRS D€	9/4/2015	270	10,230.54	
1070197	1605463	9/4/2015	270	10,206.07	
1070360	1605587	9/4/2015	270	9,000.00	
1070198	1605464	9/4/2015	270	8,852.28	
1070333	1605568	9/4/2015	270	6,898.44	
1070269	1605508	9/4/2015	270	6,856.01	
1070281	1605519	9/4/2015	270	6,667.99	
1070318	1605564	9/4/2015	270	6,504.00	

Run Date: 6/30/2016
 Run Time: 2:55:37PM

Demand Account Activity

Start Date: 7/1/2015 End Date: 6/30/2016

Page: 96
 User: 0

Jnl. Entry	Ref #	Trx. Date	Ledger	Debit Amount	Credit Amount
1070283	1605521	9/4/2015	270	5,520.31	
1070284	1605522	9/4/2015	270	4,494.00	
1070285	1605523	9/4/2015	270	4,327.42	
1070247	1605486	9/4/2015	270	4,131.75	
1070337	1605570	9/4/2015	270	3,408.00	
1070361	1605588	9/4/2015	270	3,158.00	
1070286	1605524	9/4/2015	270	2,710.00	
1070249	1605488	9/4/2015	270	2,360.00	
1070204	1605470	9/4/2015	270	1,351.00	
1070295	1605530	9/4/2015	270	1,234.30	
1070251	1605490	9/4/2015	270	1,167.75	
1070241	1605482	9/4/2015	270	997.26	
1070265	1605504	9/4/2015	270	969.76	
1070340	1605578	9/4/2015	270	850.00	
1070335	1605569	9/4/2015	270	640.19	
1070338	1605577	9/4/2015	270	640.00	
1070188	1605455	9/4/2015	270	608.00	
1070287	1605525	9/4/2015	270	462.76	
1070250	1605489	9/4/2015	270	460.00	
1070206	1605471	9/4/2015	270	420.00	
1070288	1605526	9/4/2015	270	395.00	
1070345	Correct Journal Entr	9/4/2015	270	385.30	
1070329	1605575	9/4/2015	270	365.00	
1070248	1605487	9/4/2015	270	330.00	
1070242	1605483	9/4/2015	270	250.00	
1070296	1605531	9/4/2015	270	237.50	
1070189	1605456	9/4/2015	270	227.64	
1070244	1605484	9/4/2015	270	200.00	
1070362	1605589	9/4/2015	270	170.50	
1070289	1605527	9/4/2015	270	170.00	
1070190	1605529	9/4/2015	270	160.00	
1070252	1605491	9/4/2015	270	155.00	
1070207	1605472	9/4/2015	270	150.00	
1070227	1605480	9/4/2015	270	150.00	
1070245	1605485	9/4/2015	270	140.00	
1070339	1605571	9/4/2015	270	130.20	
1070290	1605528	9/4/2015	270	103.00	
1070194	1605460	9/4/2015	270	90.00	
1070195	1605461	9/4/2015	270	70.00	
1070239	1605481	9/4/2015	270	50.00	
1070336	1605576	9/4/2015	270	50.00	
1070196	1605462	9/4/2015	270	47.50	
1070271	1605510	9/4/2015	270	37.90	
1070199	1605465	9/4/2015	270	34.32	
1070192	1605458	9/4/2015	270	6.00	
1070193	1605459	9/4/2015	270	4.25	
1070219	DFA EFT REV 9/4/1	9/4/2015	270		13,512.58
1070294	152700914	9/4/2015	270		164,150,238.62
1070212	152700903	9/4/2015	270		2,411,000.00
1070303	Back Out Journal Er	9/4/2015	270		177,357.87
1070357	Back Out Journal Er	9/4/2015	270		10,000,000.00
1070367	Back Out Journal Er	9/4/2015	270		14,000,000.00
1070567	152700901	9/8/2015	270	60,953,708.00	
1070705	152700903	9/8/2015	270	59,500,000.00	
1070382	153000903	9/8/2015	270	9,000,000.00	
1070625	152700907 AIRS TA	9/8/2015	270	4,863,616.89	

Run Date: 6/30/2016
 Run Time: 2:55:37PM

Demand Account Activity

Start Date: 7/1/2015 End Date: 6/30/2016

Page: 97
 User: 0

Jnl. Entry	Ref #	Trx. Date	Ledger	Debit Amount	Credit Amount
1070679	1605640	9/8/2015	270	2,597,200.59	
1070724	1605673	9/8/2015	270	1,307,000.00	
1070680	1605641	9/8/2015	270	433,191.28	
1070729	1605678	9/8/2015	270	236,868.80	
1070719	1605672	9/8/2015	270	212,301.23	
1070668	1605636	9/8/2015	270	181,079.60	
1070639	1605610	9/8/2015	270	151,894.87	
1070681	1605642	9/8/2015	270	149,592.55	
1070633	1605609	9/8/2015	270	92,562.27	
1070670	1605638	9/8/2015	270	66,193.19	
1070682	1605643	9/8/2015	270	43,770.00	
1070635	1605603	9/8/2015	270	43,428.85	
1070376	1605599	9/8/2015	270	40,000.00	
1070631	1605602	9/8/2015	270	36,150.08	
1070648	1605618	9/8/2015	270	25,140.52	
1070644	1605644	9/8/2015	270	24,772.62	
1070684	1605645	9/8/2015	270	14,307.71	
1070377	1605600	9/8/2015	270	12,195.34	
1070629	1605601	9/8/2015	270	11,539.00	
1070685	1605646	9/8/2015	270	10,846.50	
1070717	1605671	9/8/2015	270	7,856.63	
1070669	1605637	9/8/2015	270	5,903.10	
1070678	1605674	9/8/2015	270	4,019.50	
1070656	1605623	9/8/2015	270	3,483.00	
1070627	152700909 AIRS DE	9/8/2015	270	2,960.00	
1070686	1605647	9/8/2015	270	2,511.00	
1070650	1605619	9/8/2015	270	1,637.70	
1070658	1605625	9/8/2015	270	1,590.00	
1070687	1605648	9/8/2015	270	1,314.00	
1070660	1605627	9/8/2015	270	1,197.00	
1070677	1605639	9/8/2015	270	970.67	
1070692	1605659	9/8/2015	270	821.37	
1070646	1605660	9/8/2015	270	716.07	
1070700	1605666	9/8/2015	270	697.25	
1070626	152700908 AIRS DE	9/8/2015	270	483.02	
1070701	1605667	9/8/2015	270	467.50	
1070732	1605677	9/8/2015	270	375.20	
1070659	1605626	9/8/2015	270	300.00	
1070657	1605624	9/8/2015	270	280.00	
1070651	1605620	9/8/2015	270	265.00	
1070640	1605611	9/8/2015	270	225.00	
1070654	1605622	9/8/2015	270	187.18	
1070380	1605606	9/8/2015	270	160.00	
1070661	1605628	9/8/2015	270	135.00	
1070636	1605604	9/8/2015	270	85.00	
1070694	1605661	9/8/2015	270	79.43	
1070637	1605605	9/8/2015	270	47.50	
1070696	1605662	9/8/2015	270	24.00	
1070697	1605663	9/8/2015	270	24.00	
1070698	1605664	9/8/2015	270	8.00	
1070699	1605665	9/8/2015	270	4.00	
1070568	152700902	9/8/2015	270		89,849,551.00
1070647	DFA EFT REV 9/8/1	9/8/2015	270		14,324.50
1070706	152700904	9/8/2015	270		23,967,355.28
1070722	152700910	9/8/2015	270		14,000,000.00
1070702	152700911	9/8/2015	270		12,000,000.00

Run Date: 6/30/2016
 Run Time: 2:55:37PM

Demand Account Activity

Page: 98
 User: 0

Start Date: 7/1/2015 End Date: 6/30/2016

Jnl. Entry	Ref #	Trx. Date	Ledger	Debit Amount	Credit Amount
1070771	152700907 AIRS TA	9/9/2015	270	9,572,058.56	
1071147	1605707	9/9/2015	270	8,343,038.08	
1070748	153000903	9/9/2015	270	8,000,000.00	
1071144	152700904	9/9/2015	270	5,004,405.56	
1071252	152600901	9/9/2015	270	4,000,000.00	
1071243	152800901	9/9/2015	270	3,000,000.00	
1070749	152700901	9/9/2015	270	2,090,471.05	
1071186	1605739	9/9/2015	270	1,988,174.36	
1071203	1605743	9/9/2015	270	1,023,289.77	
1071191	1605740	9/9/2015	270	665,536.34	
1071201	1605742	9/9/2015	270	471,234.12	
1071241	1605788	9/9/2015	270	421,000.00	
1071177	1605730	9/9/2015	270	190,061.33	
1071197	1605741	9/9/2015	270	159,552.19	
1071219	1605770	9/9/2015	270	65,000.00	
1071185	1605738	9/9/2015	270	56,048.70	
1070766	1605699	9/9/2015	270	42,152.57	
1070751	1605689	9/9/2015	270	25,377.33	
1070755	1605692	9/9/2015	270	20,701.34	
1070757	1605693	9/9/2015	270	20,338.30	
1071181	1605734	9/9/2015	270	17,456.04	
1071182	1605735	9/9/2015	270	15,577.23	
1070758	1605694	9/9/2015	270	10,000.00	
1070772	1605700	9/9/2015	270	9,645.82	
1071176	1605729	9/9/2015	270	7,948.45	
1071179	1605732	9/9/2015	270	7,045.25	
1071235	1605782	9/9/2015	270	6,601.00	
1071180	1605733	9/9/2015	270	5,943.36	
1071204	1605744	9/9/2015	270	5,360.99	
1070780	152700909	9/9/2015	270	4,422.02	
1070752	1605690	9/9/2015	270	3,811.15	
1070774	1605701	9/9/2015	270	2,759.20	
1071215	1605766	9/9/2015	270	2,574.75	
1070754	1605691	9/9/2015	270	2,423.85	
1071213	1605764	9/9/2015	270	2,170.00	
1071183	1605736	9/9/2015	270	2,153.50	
1071178	1605731	9/9/2015	270	1,654.86	
1070778	1605705	9/9/2015	270	1,494.32	
1070779	152700908	9/9/2015	270	1,416.61	
1071205	1605745	9/9/2015	270	1,395.74	
1071212	1605763	9/9/2015	270	1,352.79	
1071238	1605785	9/9/2015	270	850.00	
1071236	1605783	9/9/2015	270	800.00	
1071211	1605762	9/9/2015	270	659.05	
1071184	1605737	9/9/2015	270	627.50	
1070762	1605697	9/9/2015	270	600.00	
1071217	1605768	9/9/2015	270	597.00	
1070764	1605698	9/9/2015	270	581.00	
1071214	1605765	9/9/2015	270	410.00	
1071220	1605771	9/9/2015	270	347.29	
1071240	1605787	9/9/2015	270	300.00	
1071250	1605790	9/9/2015	270	250.00	
1070776	1605702	9/9/2015	270	225.00	
1070777	1605703	9/9/2015	270	225.00	
1070746	1605767	9/9/2015	270	210.00	
1071237	1605784	9/9/2015	270	140.00	

Run Date: 6/30/2016
 Run Time: 2:55:37PM

Demand Account Activity

Start Date: 7/1/2015 End Date: 6/30/2016

Page: 99
 User: 0

Jnl. Entry	Ref #	Trx. Date	Ledger	Debit Amount	Credit Amount
1071239	1605786	9/9/2015	270	140.00	
1071218	1605769	9/9/2015	270	110.00	
1071242	1605789	9/9/2015	270	8.50	
1070761	1605696	9/9/2015	270	4.00	
1070760	1605695	9/9/2015	270	0.45	
1071150	DFA EFT REV 9/9/1	9/9/2015	270		3,321.17
1070753	152700902	9/9/2015	270		2,100,000.00
1070756	152700903	9/9/2015	270		8,343,038.08
1071158	152700910	9/9/2015	270		35,023,808.18
1071585	1605861	9/10/2015	270	153,159,760.21	
1071501	152700902	9/10/2015	270	73,275,000.00	
1071642	Back Out Journal Er	9/10/2015	270	64,700,971.03	
1071645	152600902	9/10/2015	270	29,000,000.00	
1071646	152800902	9/10/2015	270	10,000,000.00	
1071516	152700907 AIRS TA	9/10/2015	270	9,417,971.11	
1071499	153000903	9/10/2015	270	8,000,000.00	
1071519	152700909 AIRS DE	9/10/2015	270	1,772,215.34	
1071257	1605802	9/10/2015	270	1,200,000.00	
1071616	1605895	9/10/2015	270	1,000,000.00	
1071595	1605871	9/10/2015	270	76,260.54	
1071267	1605812	9/10/2015	270	45,268.85	
1071272	1605817	9/10/2015	270	41,999.30	
1071268	1605813	9/10/2015	270	37,434.07	
1071625	1605900	9/10/2015	270	36,990.00	
1071504	1605823	9/10/2015	270	27,912.22	
1071506	1605824	9/10/2015	270	16,352.59	
1071569	1605852	9/10/2015	270	12,446.70	
1071590	1605866	9/10/2015	270	10,393.93	
1071586	1605862	9/10/2015	270	9,875.50	
1071517	152700908 AIRS TA	9/10/2015	270	9,160.94	
1071269	1605814	9/10/2015	270	7,600.00	
1071274	1605819	9/10/2015	270	6,900.00	
1071565	1605851	9/10/2015	270	6,749.11	
1071258	1605803	9/10/2015	270	6,346.16	
1071263	1605808	9/10/2015	270	6,339.75	
1071588	1605865	9/10/2015	270	5,478.58	
1071264	1605809	9/10/2015	270	4,950.00	
1071530	1605833	9/10/2015	270	4,830.50	
1071626	1605901	9/10/2015	270	4,065.50	
1071259	1605804	9/10/2015	270	3,403.31	
1071613	1605892	9/10/2015	270	3,389.00	
1071508	1605825	9/10/2015	270	3,199.00	
1071509	1605826	9/10/2015	270	2,748.04	
1071591	1605867	9/10/2015	270	2,693.77	
1071584	1605860	9/10/2015	270	2,622.46	
1071524	1605831	9/10/2015	270	2,045.00	
1071593	1605869	9/10/2015	270	1,764.55	
1071270	1605815	9/10/2015	270	1,661.00	
1071275	1605820	9/10/2015	270	1,547.75	
1071518	1605830	9/10/2015	270	1,420.00	
1071265	1605810	9/10/2015	270	1,019.25	
1071277	1605827	9/10/2015	270	914.61	
1071594	1605870	9/10/2015	270	677.50	
1071536	1605835	9/10/2015	270	621.50	
1071271	1605816	9/10/2015	270	620.00	
1071520	152700910 AIRS DE	9/10/2015	270	616.96	

Run Date: 6/30/2016
 Run Time: 2:55:37PM

Demand Account Activity

Start Date: 7/1/2015 End Date: 6/30/2016

Page: 100
 User: 0

Jnl. Entry	Ref #	Trx. Date	Ledger	Debit Amount	Credit Amount
1071614	1605893	9/10/2015	270	615.00	
1071273	1605818	9/10/2015	270	570.00	
1071528	1605832	9/10/2015	270	400.00	
1071534	1605834	9/10/2015	270	380.00	
1071266	1605811	9/10/2015	270	160.00	
1071502	1605822	9/10/2015	270	119.00	
1071539	1605836	9/10/2015	270	100.00	
1071592	1605868	9/10/2015	270	70.35	
1071615	1605894	9/10/2015	270	20.00	
1071525	DFA EFT REV 09/0:	9/10/2015	270		8,271.46
1071574	8006163	9/10/2015	270		166.70
1071500	152700901	9/10/2015	270		72,643,000.00
1071570	152700903	9/10/2015	270		63,396,027.07
1071589	152700911	9/10/2015	270		64,700,971.03
1071635	152700915	9/10/2015	270		29,000,000.00
1071641	152700916	9/10/2015	270		19,000,000.00
1071643	Correct Journal Entr	9/10/2015	270		64,660,290.23
1071969	152700904	9/11/2015	270	157,590,225.00	
1072041	Correct Journal Entr	9/11/2015	270	14,275,892.20	
1071940	1605936	9/11/2015	270	13,127,007.25	
1071929	153000903	9/11/2015	270	12,000,000.00	
1072008	1605988	9/11/2015	270	5,241,895.33	
1071993	1605982	9/11/2015	270	3,980,713.52	
1072009	1605989	9/11/2015	270	1,656,845.19	
1071932	152700901	9/11/2015	270	1,490,000.00	
1072064	152800901	9/11/2015	270	1,000,000.00	
1072003	1605983	9/11/2015	270	381,575.01	
1072027	1606006	9/11/2015	270	288,521.07	
1072022	1606000	9/11/2015	270	223,542.71	
1071955	1605964	9/11/2015	270	196,901.00	
1071985	1605965	9/11/2015	270	183,264.85	
1071966	152700908 AIRS TA	9/11/2015	270	118,344.57	
1071664	1605923	9/11/2015	270	88,329.30	
1072028	1606007	9/11/2015	270	74,670.80	
1072029	1606008	9/11/2015	270	56,536.35	
1071667	1605925	9/11/2015	270	53,216.09	
1072004	1605984	9/11/2015	270	44,074.39	
1072025	1606003	9/11/2015	270	40,973.59	
1072030	1606009	9/11/2015	270	25,528.78	
1072005	1605985	9/11/2015	270	25,000.00	
1071663	1605922	9/11/2015	270	22,967.08	
1072048	1606026	9/11/2015	270	18,544.30	
1071657	1605916	9/11/2015	270	12,976.76	
1071935	1605932	9/11/2015	270	11,566.75	
1072011	1606005	9/11/2015	270	7,286.78	
1072031	1606010	9/11/2015	270	6,247.64	
1071941	1605937	9/11/2015	270	6,115.07	
1071671	1605930	9/11/2015	270	3,700.00	
1071669	1605926	9/11/2015	270	3,578.37	
1072032	1606011	9/11/2015	270	3,548.10	
1072033	1606012	9/11/2015	270	3,169.18	
1071956	1605951	9/11/2015	270	2,782.00	
1072034	1606013	9/11/2015	270	2,233.00	
1072036	1606014	9/11/2015	270	1,973.00	
1072006	1605986	9/11/2015	270	1,606.16	
1071658	1605917	9/11/2015	270	1,333.65	

Run Date: 6/30/2016
 Run Time: 2:55:37PM

Demand Account Activity

Start Date: 7/1/2015 End Date: 6/30/2016

Page: 101
 User: 0

Jnl. Entry	Ref #	Trx. Date	Ledger	Debit Amount	Credit Amount
1072007	1605987	9/11/2015	270	1,313.90	
1072024	1606002	9/11/2015	270	1,036.45	
1071938	1605934	9/11/2015	270	938.75	
1071937	1605933	9/11/2015	270	930.00	
1072037	1606015	9/11/2015	270	718.82	
1071934	1605931	9/11/2015	270	710.00	
1071670	1605927	9/11/2015	270	561.47	
1072038	1606016	9/11/2015	270	415.00	
1072045	1606020	9/11/2015	270	407.50	
1072010	1605990	9/11/2015	270	330.02	
1072023	1606001	9/11/2015	270	215.00	
1071939	1605935	9/11/2015	270	150.00	
1072044	Correct Journal Entr	9/11/2015	270	132.74	
1072046	1606021	9/11/2015	270	100.00	
1071967	152700909 AIRS D€	9/11/2015	270	60.56	
1072039	1606017	9/11/2015	270	50.00	
1072047	1606022	9/11/2015	270	37.00	
1071665	1605924	9/11/2015	270	33.85	
1072040	1606018	9/11/2015	270	28.00	
1071650	1605910	9/11/2015	270	8.72	
1072042	1606019	9/11/2015	270	8.00	
1071964	DFA EFT REV 9/11/	9/11/2015	270		16,524.00
1071933	152700902	9/11/2015	270		1,537,000.00
1071936	152700903	9/11/2015	270		13,127,007.25
1071975	152700911	9/11/2015	270		236,119,143.30
1072082	1627091404EFT AIF	9/14/2015	270	22,440,570.78	
1072481	162701914	9/14/2015	270	16,000,000.00	
1072081	162700903	9/14/2015	270	11,000,000.00	
1072080	162700902	9/14/2015	270	3,230,000.00	
1072404	1606117	9/14/2015	270	2,879,050.69	
1072408	1606118	9/14/2015	270	2,142,622.58	
1072467	1606178	9/14/2015	270	1,500,000.00	
1072469	1606157	9/14/2015	270	442,819.55	
1072472	1606158	9/14/2015	270	174,495.26	
1072409	1606119	9/14/2015	270	146,649.00	
1072470	1606179	9/14/2015	270	77,000.00	
1072418	1606126	9/14/2015	270	68,746.85	
1072327	1606044	9/14/2015	270	55,013.81	
1072333	1606049	9/14/2015	270	53,258.98	
1072332	1606048	9/14/2015	270	45,046.72	
1072359	1606075	9/14/2015	270	36,893.04	
1072340	1606056	9/14/2015	270	36,339.38	
1072441	1606148	9/14/2015	270	35,050.95	
1072089	16270091407IRP C€	9/14/2015	270	28,235.23	
1072411	1606121	9/14/2015	270	22,515.43	
1072414	1606122	9/14/2015	270	16,853.07	
1072474	1606159	9/14/2015	270	15,876.10	
1072475	1606160	9/14/2015	270	10,221.63	
1072403	1606116	9/14/2015	270	8,397.13	
1072465	1606176	9/14/2015	270	7,677.25	
1072415	1606123	9/14/2015	270	6,638.24	
1072478	1606163	9/14/2015	270	6,481.00	
1072476	1606161	9/14/2015	270	5,723.30	
1072410	1606120	9/14/2015	270	4,777.13	
1072396	1606109	9/14/2015	270	4,624.65	
1072461	1606174	9/14/2015	270	4,576.74	

Run Date: 6/30/2016
 Run Time: 2:55:37PM

Demand Account Activity

Page: 102
 User: 0

Start Date: 7/1/2015 End Date: 6/30/2016

Jnl. Entry	Ref #	Trx. Date	Ledger	Debit Amount	Credit Amount
1072464	1606155	9/14/2015	270	4,499.28	
1072100	1606043	9/14/2015	270	4,431.28	
1072338	1606054	9/14/2015	270	4,213.83	
1072334	1606050	9/14/2015	270	3,673.00	
1072479	1606164	9/14/2015	270	3,608.00	
1072335	1606051	9/14/2015	270	3,605.70	
1072477	1606162	9/14/2015	270	3,363.00	
1072336	1606052	9/14/2015	270	3,318.00	
1072397	1606110	9/14/2015	270	2,445.00	
1072337	1606053	9/14/2015	270	2,181.83	
1072399	1606112	9/14/2015	270	1,955.00	
1072360	1606076	9/14/2015	270	1,428.50	
1072442	1606149	9/14/2015	270	1,198.95	
1072339	1606055	9/14/2015	270	916.38	
1072352	1606068	9/14/2015	270	909.44	
1072446	1606153	9/14/2015	270	801.00	
1072463	1606175	9/14/2015	270	800.00	
1072085	16270091405AIRS (9/14/2015	270	735.09	
1072401	1606114	9/14/2015	270	687.00	
1072459	1606172	9/14/2015	270	665.00	
1072344	1606060	9/14/2015	270	593.04	
1072349	1606065	9/14/2015	270	520.00	
1072468	1606156	9/14/2015	270	495.92	
1072354	1606070	9/14/2015	270	429.28	
1072357	1606073	9/14/2015	270	415.88	
1072355	1606071	9/14/2015	270	410.00	
1072079	1606059	9/14/2015	270	408.37	
1072345	1606061	9/14/2015	270	406.91	
1072353	1606069	9/14/2015	270	403.37	
1072088	16270091406IFTA C	9/14/2015	270	390.07	
1072400	1606113	9/14/2015	270	370.00	
1072347	1606063	9/14/2015	270	364.02	
1072356	1606072	9/14/2015	270	353.12	
1072350	1606066	9/14/2015	270	348.78	
1072348	1606064	9/14/2015	270	338.23	
1072346	1606062	9/14/2015	270	327.90	
1072443	1606150	9/14/2015	270	295.00	
1072454	1606168	9/14/2015	270	280.00	
1072480	1606165	9/14/2015	270	235.00	
1072420	1606167	9/14/2015	270	200.00	
1072455	1606169	9/14/2015	270	200.00	
1072458	1606171	9/14/2015	270	200.00	
1072398	1606111	9/14/2015	270	200.00	
1072460	1606173	9/14/2015	270	182.50	
1072466	1606177	9/14/2015	270	150.00	
1072456	1606170	9/14/2015	270	142.00	
1072482	1606166	9/14/2015	270	110.00	
1072402	1606115	9/14/2015	270	80.00	
1072484	162700915	9/14/2015	270	33.00	
1072358	1606074	9/14/2015	270	29.28	
1072351	1606067	9/14/2015	270	22.15	
1072407	1606125	9/14/2015	270	13.00	
1072416	1606124	9/14/2015	270	12.90	
1072412	8006168	9/14/2015	270		3,688.72
1072102	162700908	9/14/2015	270		42,232,349.93
1072417	162700913	9/14/2015	270		17,429,289.43

Run Date: 6/30/2016
 Run Time: 2:55:37PM

Demand Account Activity

Page: 103
 User: 0

Start Date: 7/1/2015 End Date: 6/30/2016

Jnl. Entry	Ref #	Trx. Date	Ledger	Debit Amount	Credit Amount
1072067	162700901	9/14/2015	270		774,000.00
1072994	152700907 AIRS TA	9/15/2015	270	43,217,578.12	
1072982	153000903	9/15/2015	270	11,000,000.00	
1073104	152800901	9/15/2015	270	3,000,000.00	
1073050	1606250	9/15/2015	270	1,597,975.88	
1073053	1606251	9/15/2015	270	1,522,891.58	
1073024	1606229	9/15/2015	270	1,339,865.21	
1073101	1606295	9/15/2015	270	899,000.00	
1073106	1606298	9/15/2015	270	700,662.74	
1073054	1606252	9/15/2015	270	532,985.70	
1073046	1606246	9/15/2015	270	471,254.93	
1073052	1606260	9/15/2015	270	197,949.86	
1073055	1606253	9/15/2015	270	130,449.31	
1073056	1606254	9/15/2015	270	128,498.93	
1073015	1606258	9/15/2015	270	109,635.62	
1073091	1606300	9/15/2015	270	90,925.83	
1073051	1606259	9/15/2015	270	89,281.00	
1073058	1606255	9/15/2015	270	39,815.01	
1073038	1606220	9/15/2015	270	28,805.05	
1073060	1606256	9/15/2015	270	26,588.96	
1073061	1606263	9/15/2015	270	22,708.03	
1073047	1606247	9/15/2015	270	21,923.32	
1073102	1606296	9/15/2015	270	21,873.80	
1073048	1606248	9/15/2015	270	11,951.75	
1073031	1606214	9/15/2015	270	11,257.66	
1073034	1606216	9/15/2015	270	10,204.41	
1073027	1606210	9/15/2015	270	6,984.29	
1073035	1606217	9/15/2015	270	5,693.31	
1073028	1606211	9/15/2015	270	4,932.83	
1073029	1606212	9/15/2015	270	4,794.66	
1073030	1606213	9/15/2015	270	3,954.65	
1073032	1606215	9/15/2015	270	2,687.50	
1072997	152700908 AIRS TA	9/15/2015	270	2,357.46	
1073022	1606227	9/15/2015	270	2,105.75	
1073049	1606249	9/15/2015	270	1,869.08	
1073062	1606264	9/15/2015	270	1,707.45	
1073039	1606221	9/15/2015	270	1,490.00	
1073037	1606219	9/15/2015	270	1,389.14	
1073020	1606225	9/15/2015	270	1,360.00	
1073036	1606218	9/15/2015	270	1,039.88	
1073065	1606265	9/15/2015	270	517.50	
1073059	1606262	9/15/2015	270	319.50	
1073018	1606223	9/15/2015	270	297.25	
1073021	1606226	9/15/2015	270	260.00	
1072514	1606193	9/15/2015	270	197.00	
1073023	1606228	9/15/2015	270	170.00	
1072999	152700909 AIRS DE	9/15/2015	270	167.81	
1073063	1606257	9/15/2015	270	147.80	
1073096	1606291	9/15/2015	270	110.00	
1073040	1606222	9/15/2015	270	100.00	
1073100	1606294	9/15/2015	270	96.80	
1072513	1606192	9/15/2015	270	90.00	
1073019	1606224	9/15/2015	270	90.00	
1073097	1606292	9/15/2015	270	60.00	
1073057	1606261	9/15/2015	270	57.77	
1072512	1606191	9/15/2015	270	21.25	

Run Date: 6/30/2016
 Run Time: 2:55:37PM

Demand Account Activity

Start Date: 7/1/2015 End Date: 6/30/2016

Page: 104
 User: 0

Jnl. Entry	Ref #	Trx. Date	Ledger	Debit Amount	Credit Amount
1073098	1606293	9/15/2015	270	20.00	
1073033	DFA EFT REV 9/15/	9/15/2015	270		44,523.00
1073000	152700902	9/15/2015	270		42,561,969.71
1073072	152700905	9/15/2015	270		22,135,622.33
1072984	152700901	9/15/2015	270		970,000.00
1073092	Correct CD Int Error	9/15/2015	270		310.68
1073135	152700907 AIRS TA	9/16/2015	270	136,649,099.74	
1073607	152300901	9/16/2015	270	31,000,000.00	
1073524	1606320	9/16/2015	270	15,459,845.38	
1073587	1606406	9/16/2015	270	11,130,901.11	
1073114	153000903	9/16/2015	270	11,000,000.00	
1073126	152700903	9/16/2015	270	4,200,988.78	
1073123	1606306	9/16/2015	270	3,709,861.58	
1073540	1606336	9/16/2015	270	1,948,089.00	
1073676	1606404	9/16/2015	270	1,174,305.50	
1073680	1606407	9/16/2015	270	278,229.39	
1073595	1606384	9/16/2015	270	139,440.87	
1073681	1606408	9/16/2015	270	97,963.92	
1073596	1606385	9/16/2015	270	95,639.00	
1073703	1606431	9/16/2015	270	91,631.52	
1073707	1606447	9/16/2015	270	91,095.00	
1073509	1606307	9/16/2015	270	87,125.63	
1073721	1606448	9/16/2015	270	52,922.35	
1073701	1606430	9/16/2015	270	40,916.58	
1073682	1606409	9/16/2015	270	38,097.89	
1073543	1606341	9/16/2015	270	35,621.98	
1073597	1606386	9/16/2015	270	29,866.41	
1073541	1606339	9/16/2015	270	27,943.34	
1073136	152700908 AIRS TA	9/16/2015	270	24,894.57	
1073599	1606389	9/16/2015	270	24,194.94	
1073525	1606321	9/16/2015	270	23,519.48	
1073684	1606410	9/16/2015	270	22,549.85	
1073545	1606342	9/16/2015	270	19,953.89	
1073542	1606340	9/16/2015	270	19,629.93	
1073548	1606344	9/16/2015	270	19,272.29	
1073549	1606345	9/16/2015	270	19,126.49	
1073714	1606444	9/16/2015	270	17,611.44	
1073685	1606411	9/16/2015	270	17,589.22	
1073712	1606443	9/16/2015	270	15,182.60	
1073528	1606326	9/16/2015	270	12,969.95	
1073687	1606412	9/16/2015	270	12,464.23	
1073722	1606449	9/16/2015	270	12,025.97	
1073526	1606324	9/16/2015	270	11,499.39	
1073511	1606308	9/16/2015	270	11,437.46	
1073513	1606309	9/16/2015	270	9,911.00	
1073514	1606310	9/16/2015	270	9,418.97	
1073728	1606453	9/16/2015	270	9,173.14	
1073515	1606311	9/16/2015	270	8,001.87	
1073358	152700910 AIRS DE	9/16/2015	270	7,991.31	
1073690	1606413	9/16/2015	270	7,808.35	
1073529	1606327	9/16/2015	270	7,725.00	
1073716	1606445	9/16/2015	270	7,724.75	
1073516	1606312	9/16/2015	270	7,706.18	
1073530	1606328	9/16/2015	270	7,188.10	
1073683	1606414	9/16/2015	270	6,282.10	
1073532	1606329	9/16/2015	270	5,380.66	

Run Date: 6/30/2016
 Run Time: 2:55:37PM

Demand Account Activity

Page: 105
 User: 0

Start Date: 7/1/2015 End Date: 6/30/2016

Jnl. Entry	Ref #	Trx. Date	Ledger	Debit Amount	Credit Amount
1073552	1606348	9/16/2015	270	5,347.00	
1073534	1606330	9/16/2015	270	4,699.24	
1073535	1606331	9/16/2015	270	4,495.29	
1073536	1606332	9/16/2015	270	3,862.89	
1073686	1606415	9/16/2015	270	3,639.00	
1073688	1606416	9/16/2015	270	3,308.50	
1073537	1606333	9/16/2015	270	3,177.64	
1073517	1606313	9/16/2015	270	2,721.07	
1073689	1606417	9/16/2015	270	2,539.01	
1073527	1606325	9/16/2015	270	2,516.50	
1073547	1606343	9/16/2015	270	2,344.94	
1073679	1606405	9/16/2015	270	2,279.55	
1073730	1606454	9/16/2015	270	2,221.58	
1073711	1606436	9/16/2015	270	2,105.75	
1073706	1606434	9/16/2015	270	1,925.00	
1073518	1606314	9/16/2015	270	1,554.94	
1073519	1606315	9/16/2015	270	1,554.90	
1073538	1606334	9/16/2015	270	1,512.14	
1073639	1606388	9/16/2015	270	1,289.40	
1073692	1606418	9/16/2015	270	1,103.75	
1073522	1606318	9/16/2015	270	1,059.22	
1073520	1606316	9/16/2015	270	955.00	
1073521	1606317	9/16/2015	270	909.97	
1073121	1606305	9/16/2015	270	902.15	
1073719	1606440	9/16/2015	270	619.00	
1073137	152700909 AIRS DE	9/16/2015	270	534.84	
1073523	1606319	9/16/2015	270	493.52	
1073551	1606347	9/16/2015	270	432.00	
1073715	1606438	9/16/2015	270	425.50	
1073718	1606439	9/16/2015	270	400.00	
1073598	1606387	9/16/2015	270	397.50	
1073709	1606435	9/16/2015	270	370.00	
1073120	1606304	9/16/2015	270	327.50	
1073717	1606446	9/16/2015	270	200.00	
1073713	1606437	9/16/2015	270	170.00	
1073694	1606419	9/16/2015	270	160.00	
1073710	1606442	9/16/2015	270	79.96	
1073708	1606441	9/16/2015	270	75.00	
1073693	1606420	9/16/2015	270	60.00	
1073539	1606335	9/16/2015	270	26.40	
1073696	1606421	9/16/2015	270	25.00	
1073697	1606422	9/16/2015	270	24.00	
1073550	1606346	9/16/2015	270	23.00	
1073724	1606450	9/16/2015	270	12.96	
1073695	1606423	9/16/2015	270	12.00	
1073699	1606424	9/16/2015	270	8.00	
1073702	1606425	9/16/2015	270	4.00	
1073677	8006171	9/16/2015	270		178,463.00
1073507	152700905	9/16/2015	270		182,520,426.18
1073115	152700901	9/16/2015	270		15,459,845.38
1073116	1523700902	9/16/2015	270		1,133,000.00
1073604	152700911	9/16/2015	270		16,868,547.09
1075088	152700907 AIRS TA	9/17/2015	270	56,505,153.15	
1075176	1606541	9/17/2015	270	46,479,405.15	
1075075	153000903	9/17/2015	270	22,000,000.00	
1075095	1606465	9/17/2015	270	2,500,000.00	

Run Date: 6/30/2016
 Run Time: 2:55:37PM

Demand Account Activity

Page: 106
 User: 0

Start Date: 7/1/2015 End Date: 6/30/2016

Jnl. Entry	Ref #	Trx. Date	Ledger	Debit Amount	Credit Amount
1075262	152300901	9/17/2015	270	1,000,000.00	
1075096	1606466	9/17/2015	270	750,000.00	
1075181	1606546	9/17/2015	270	602,873.24	
1075259	1606595	9/17/2015	270	500,000.00	
1075097	1606467	9/17/2015	270	327,065.82	
1075146	1606513	9/17/2015	270	325,185.02	
1075177	1606542	9/17/2015	270	281,829.86	
1075186	1606548	9/17/2015	270	170,297.18	
1075099	1606468	9/17/2015	270	162,426.39	
1075138	1606543	9/17/2015	270	109,926.08	
1075142	1606509	9/17/2015	270	84,936.62	
1075143	1606510	9/17/2015	270	84,746.90	
1075102	1606469	9/17/2015	270	70,594.33	
1075266	1606594	9/17/2015	270	63,404.60	
1073733	1606463	9/17/2015	270	56,172.59	
1075145	1606512	9/17/2015	270	55,773.20	
1075191	1606550	9/17/2015	270	45,126.56	
1075175	1606540	9/17/2015	270	37,298.59	
1075104	1606470	9/17/2015	270	33,605.51	
1075179	1606544	9/17/2015	270	33,036.28	
1075209	1606554	9/17/2015	270	21,731.59	
1075105	1606476	9/17/2015	270	18,462.85	
1075152	1606519	9/17/2015	270	13,323.75	
1075154	1606521	9/17/2015	270	12,375.00	
1075107	1606471	9/17/2015	270	8,000.00	
1075180	1606545	9/17/2015	270	6,322.80	
1075098	1606472	9/17/2015	270	5,000.00	
1075182	1606577	9/17/2015	270	4,990.73	
1075268	1606590	9/17/2015	270	4,150.89	
1075150	1606517	9/17/2015	270	3,420.00	
1075100	1606473	9/17/2015	270	3,400.63	
1075202	1606553	9/17/2015	270	1,418.95	
1075153	1606520	9/17/2015	270	1,050.00	
1075267	1606592	9/17/2015	270	874.70	
1075148	1606515	9/17/2015	270	812.75	
1075188	1606549	9/17/2015	270	805.94	
1075156	1606523	9/17/2015	270	793.14	
1075151	1606518	9/17/2015	270	660.00	
1075103	1606475	9/17/2015	270	655.07	
1075147	1606514	9/17/2015	270	476.75	
1075264	1606593	9/17/2015	270	426.25	
1075197	1606552	9/17/2015	270	385.00	
1075115	1606591	9/17/2015	270	300.02	
1075265	1606589	9/17/2015	270	232.61	
1075144	1606511	9/17/2015	270	198.99	
1075194	1606551	9/17/2015	270	195.55	
1075184	1606547	9/17/2015	270	171.21	
1075094	1606464	9/17/2015	270	138.79	
1075149	1606516	9/17/2015	270	80.00	
1075116	1606576	9/17/2015	270	64.00	
1075155	1606522	9/17/2015	270	62.32	
1075090	152700908 AIRS DE	9/17/2015	270	55.21	
1075183	1606578	9/17/2015	270	36.00	
1075263	1606588	9/17/2015	270	5.29	
1075101	1606474	9/17/2015	270	3.29	
1075093	8006172	9/17/2015	270		1,887.23

Run Date: 6/30/2016
 Run Time: 2:55:37PM

Demand Account Activity

Start Date: 7/1/2015 End Date: 6/30/2016

Page: 107
 User: 0

Jnl. Entry	Ref #	Trx. Date	Ledger	Debit Amount	Credit Amount
1075110	152700911	9/17/2015	270		49,981,078.17
1075076	152700901	9/17/2015	270		1,286,000.00
1075077	152700902	9/17/2015	270		82,559,268.46
1075559	152700903	9/18/2015	270	105,717,988.43	
1075554	153000904	9/18/2015	270	20,000,000.00	
1075580	152700907 AIRS TA	9/18/2015	270	13,839,299.06	
1075586	1606629	9/18/2015	270	3,793,854.54	
1075619	1606659	9/18/2015	270	1,190,886.75	
1075631	1606672	9/18/2015	270	402,924.74	
1075739	1606726	9/18/2015	270	366,863.35	
1075656	1606694	9/18/2015	270	364,804.87	
1075643	1606683	9/18/2015	270	327,019.58	
1075292	1606615	9/18/2015	270	241,098.64	
1075665	1606704	9/18/2015	270	210,652.00	
1075662	1606703	9/18/2015	270	189,244.00	
1075640	1606681	9/18/2015	270	167,526.11	
1075736	1606719	9/18/2015	270	146,385.46	
1075570	1606619	9/18/2015	270	122,201.20	
1075626	1606667	9/18/2015	270	107,380.00	
1075583	152700908 AIRS TA	9/18/2015	270	104,399.70	
1075664	1606695	9/18/2015	270	99,794.01	
1075610	1606690	9/18/2015	270	42,653.37	
1075573	1606621	9/18/2015	270	36,058.52	
1075574	1606622	9/18/2015	270	32,697.02	
1075567	1606616	9/18/2015	270	27,458.09	
1075587	152700910 AIRS DE	9/18/2015	270	19,236.60	
1075639	1606680	9/18/2015	270	15,003.50	
1075608	1606696	9/18/2015	270	13,651.36	
1075576	1606623	9/18/2015	270	10,999.32	
1075629	1606670	9/18/2015	270	9,250.43	
1075745	1606727	9/18/2015	270	8,298.83	
1075279	1606605	9/18/2015	270	8,040.00	
1075655	1606697	9/18/2015	270	6,062.24	
1075568	1606617	9/18/2015	270	5,514.10	
1075641	1606682	9/18/2015	270	5,431.57	
1075616	1606656	9/18/2015	270	5,318.31	
1075615	1606655	9/18/2015	270	4,605.20	
1075617	1606657	9/18/2015	270	4,211.50	
1075569	1606618	9/18/2015	270	3,957.05	
1075652	1606691	9/18/2015	270	3,549.17	
1075288	1606612	9/18/2015	270	3,420.88	
1075278	1606604	9/18/2015	270	3,026.10	
1075577	1606624	9/18/2015	270	2,656.79	
1075627	1606668	9/18/2015	270	2,338.29	
1075588	1606630	9/18/2015	270	2,225.38	
1075632	1606673	9/18/2015	270	2,205.00	
1075735	1606718	9/18/2015	270	2,164.00	
1075688	1606725	9/18/2015	270	2,149.19	
1075611	1606651	9/18/2015	270	2,070.00	
1075581	1606626	9/18/2015	270	1,894.16	
1075613	1606653	9/18/2015	270	1,483.25	
1075638	1606679	9/18/2015	270	1,465.10	
1075653	1606692	9/18/2015	270	1,285.20	
1075582	1606627	9/18/2015	270	1,156.28	
1075737	1606720	9/18/2015	270	925.00	
1075630	1606671	9/18/2015	270	751.21	

Run Date: 6/30/2016
 Run Time: 2:55:37PM

Demand Account Activity

Start Date: 7/1/2015 End Date: 6/30/2016

Page: 108
 User: 0

Jnl. Entry	Ref #	Trx. Date	Ledger	Debit Amount	Credit Amount
1075657	1606698	9/18/2015	270	735.18	
1075658	1606699	9/18/2015	270	590.42	
1075637	1606678	9/18/2015	270	567.50	
1075585	152700909 AIRS DE	9/18/2015	270	422.01	
1075654	1606693	9/18/2015	270	420.11	
1075579	1606625	9/18/2015	270	394.80	
1075612	1606652	9/18/2015	270	390.00	
1075282	1606606	9/18/2015	270	375.00	
1075618	1606658	9/18/2015	270	340.00	
1075286	1606610	9/18/2015	270	300.00	
1075287	1606611	9/18/2015	270	300.00	
1075734	1606717	9/18/2015	270	275.00	
1075584	1606628	9/18/2015	270	201.58	
1075628	1606669	9/18/2015	270	197.45	
1075659	1606700	9/18/2015	270	197.34	
1075614	1606654	9/18/2015	270	190.00	
1075283	1606607	9/18/2015	270	150.00	
1075620	1606660	9/18/2015	270	150.00	
1075621	1606661	9/18/2015	270	140.00	
1075730	1606716	9/18/2015	270	140.00	
1075622	1606662	9/18/2015	270	120.00	
1075284	1606608	9/18/2015	270	75.00	
1075285	1606609	9/18/2015	270	75.00	
1075623	1606663	9/18/2015	270	12.75	
1075572	1606620	9/18/2015	270	6.33	
1075660	1606701	9/18/2015	270	1.00	
1075661	1606702	9/18/2015	270	1.00	
1075557	152700901	9/18/2015	270		3,793,854.54
1075558	152700902	9/18/2015	270		902,000.00
1075551	DFA EFT REV 9/18/	9/18/2015	270		23,055.01
1075590	152700911	9/18/2015	270		142,540,443.07
1075757	152700907 AIRS TA	9/21/2015	270	35,342,147.00	
1075746	153000903	9/21/2015	270	26,000,000.00	
1076111	152700912	9/21/2015	270	25,000,000.00	
1076104	152700910	9/21/2015	270	13,955,387.19	
1076095	1606810	9/21/2015	270	1,678,869.34	
1076154	152300901	9/21/2015	270	1,300,000.00	
1076122	1606811	9/21/2015	270	1,189,352.76	
1076031	1606759	9/21/2015	270	836,000.00	
1076124	1606812	9/21/2015	270	427,674.72	
1076125	1606813	9/21/2015	270	288,245.05	
1076126	1606814	9/21/2015	270	189,157.15	
1076132	1606842	9/21/2015	270	120,535.15	
1076133	1606843	9/21/2015	270	89,375.00	
1075775	1606734	9/21/2015	270	77,300.00	
1076079	1606803	9/21/2015	270	33,517.84	
1076084	1606805	9/21/2015	270	24,875.13	
1076127	1606815	9/21/2015	270	23,137.51	
1076135	1606844	9/21/2015	270	22,283.80	
1076027	1606755	9/21/2015	270	17,251.11	
1076063	1606788	9/21/2015	270	14,695.41	
1076131	1606841	9/21/2015	270	13,034.25	
1076080	1606829	9/21/2015	270	9,365.26	
1076086	1606806	9/21/2015	270	8,594.14	
1076128	1606816	9/21/2015	270	8,408.66	
1076088	1606807	9/21/2015	270	4,634.40	

Run Date: 6/30/2016
 Run Time: 2:55:37PM

Demand Account Activity

Page: 109
 User: 0

Start Date: 7/1/2015 End Date: 6/30/2016

Jnl. Entry	Ref #	Trx. Date	Ledger	Debit Amount	Credit Amount
1076022	1606750	9/21/2015	270	4,472.81	
1076090	1606808	9/21/2015	270	3,877.00	
1076092	1606809	9/21/2015	270	3,601.00	
1076066	1606791	9/21/2015	270	3,372.50	
1076039	1606770	9/21/2015	270	3,043.75	
1076076	1606800	9/21/2015	270	2,776.68	
1076029	1606757	9/21/2015	270	2,603.98	
1076077	1606801	9/21/2015	270	2,344.00	
1076078	1606802	9/21/2015	270	2,316.61	
1075762	1606743	9/21/2015	270	2,098.00	
1076030	1606758	9/21/2015	270	1,632.08	
1076061	1606786	9/21/2015	270	1,619.82	
1076047	1606772	9/21/2015	270	1,515.00	
1076062	1606787	9/21/2015	270	1,384.50	
1076049	1606774	9/21/2015	270	1,312.15	
1076065	1606790	9/21/2015	270	1,171.00	
1076028	1606756	9/21/2015	270	842.00	
1076064	1606789	9/21/2015	270	795.00	
1075776	1606735	9/21/2015	270	340.00	
1075780	1606739	9/21/2015	270	329.50	
1075781	1606740	9/21/2015	270	302.33	
1076075	1606799	9/21/2015	270	301.00	
1076041	1606769	9/21/2015	270	274.50	
1076048	1606773	9/21/2015	270	270.00	
1076045	1606771	9/21/2015	270	250.00	
1076074	1606798	9/21/2015	270	220.00	
1076026	1606754	9/21/2015	270	211.50	
1076073	1606797	9/21/2015	270	210.78	
1076072	1606796	9/21/2015	270	206.19	
1076068	1606792	9/21/2015	270	199.75	
1076025	1606753	9/21/2015	270	185.00	
1075758	152700908 AIRS DE	9/21/2015	270	119.68	
1075777	1606736	9/21/2015	270	107.73	
1076044	1606777	9/21/2015	270	90.00	
1076082	1606831	9/21/2015	270	67.89	
1076023	1606751	9/21/2015	270	60.00	
1076081	1606830	9/21/2015	270	57.05	
1076024	1606752	9/21/2015	270	47.50	
1076040	1606768	9/21/2015	270	30.00	
1076069	1606793	9/21/2015	270	24.00	
1075779	1606738	9/21/2015	270	18.19	
1075778	1606737	9/21/2015	270	18.00	
1076070	1606794	9/21/2015	270	8.00	
1075759	152700909 AIRS DE	9/21/2015	270	1.00	
1076071	1606795	9/21/2015	270	1.00	
1076083	1606804	9/21/2015	270	1.00	
1075766	DFA EFT REV 9-21-	9/21/2015	270		276,973.67
1076100	152700905	9/21/2015	270		50,282,321.50
1076103	152700906	9/21/2015	270		13,955,387.19
1076105	152700911	9/21/2015	270		25,089,375.00
1075747	152700901	9/21/2015	270		2,865,000.00
1076021	152700902	9/21/2015	270		15,342,560.45
1076161	152700901	9/22/2015	270	111,037,000.00	
1076171	152700907 AIRS TA	9/22/2015	270	83,553,863.12	
1076559	152300901	9/22/2015	270	30,000,000.00	
1076160	153000903	9/22/2015	270	29,000,000.00	

Run Date: 6/30/2016
 Run Time: 2:55:37PM

Demand Account Activity

Page: 110
 User: 0

Start Date: 7/1/2015 End Date: 6/30/2016

Jnl. Entry	Ref #	Trx. Date	Ledger	Debit Amount	Credit Amount
1076578	152800901	9/22/2015	270	2,000,000.00	
1076484	1606928	9/22/2015	270	1,090,112.51	
1076523	1606929	9/22/2015	270	436,173.03	
1076194	1606871	9/22/2015	270	269,307.60	
1076568	1606971	9/22/2015	270	258,744.20	
1076489	1606898	9/22/2015	270	178,177.19	
1076412	1606877	9/22/2015	270	113,730.00	
1076195	1606872	9/22/2015	270	81,347.00	
1076196	1606873	9/22/2015	270	37,257.00	
1076506	1606915	9/22/2015	270	36,792.73	
1076524	1606930	9/22/2015	270	31,863.79	
1076486	1606895	9/22/2015	270	23,319.13	
1076525	1606931	9/22/2015	270	23,276.83	
1076517	1606926	9/22/2015	270	14,317.07	
1076526	1606932	9/22/2015	270	13,926.32	
1076527	1606933	9/22/2015	270	12,342.05	
1076172	152700908 AIRS TA	9/22/2015	270	11,063.97	
1076569	1606972	9/22/2015	270	8,505.08	
1076574	1606976	9/22/2015	270	4,998.25	
1076487	1606896	9/22/2015	270	4,317.43	
1076414	1606878	9/22/2015	270	4,291.00	
1076410	1606876	9/22/2015	270	4,088.08	
1076192	1606869	9/22/2015	270	4,045.41	
1076567	1606970	9/22/2015	270	3,970.00	
1076197	1606874	9/22/2015	270	3,596.12	
1076481	1606893	9/22/2015	270	2,780.00	
1076528	1606934	9/22/2015	270	2,653.60	
1076529	1606935	9/22/2015	270	2,435.00	
1076514	1606923	9/22/2015	270	2,415.25	
1076409	1606875	9/22/2015	270	1,932.00	
1076530	1606936	9/22/2015	270	1,910.00	
1076512	1606921	9/22/2015	270	1,410.00	
1076488	1606897	9/22/2015	270	1,274.15	
1076518	1606927	9/22/2015	270	1,192.00	
1076507	1606916	9/22/2015	270	984.95	
1076508	1606917	9/22/2015	270	745.00	
1076531	1606937	9/22/2015	270	680.00	
1076510	1606919	9/22/2015	270	564.25	
1076516	1606925	9/22/2015	270	525.00	
1076193	1606870	9/22/2015	270	516.99	
1076532	1606938	9/22/2015	270	450.00	
1076485	1606894	9/22/2015	270	300.00	
1076513	1606922	9/22/2015	270	270.00	
1076515	1606924	9/22/2015	270	190.00	
1076415	1606879	9/22/2015	270	180.00	
1076533	1606939	9/22/2015	270	140.74	
1076534	1606940	9/22/2015	270	85.85	
1076511	1606920	9/22/2015	270	80.00	
1076535	1606941	9/22/2015	270	79.50	
1076576	1606978	9/22/2015	270	75.00	
1076173	152700909 AIRS DE	9/22/2015	270	50.00	
1076566	1606969	9/22/2015	270	47.50	
1076536	1606942	9/22/2015	270	24.00	
1076537	1606943	9/22/2015	270	16.00	
1076538	1606944	9/22/2015	270	8.00	
1076175	152700910 AIRS DE	9/22/2015	270	6.88	

Run Date: 6/30/2016
 Run Time: 2:55:37PM

Demand Account Activity

Start Date: 7/1/2015 End Date: 6/30/2016

Page: 111
 User: 0

Jnl. Entry	Ref #	Trx. Date	Ledger	Debit Amount	Credit Amount
1076468	DFA EFT REV 9/22/	9/22/2015	270		707.64
1076520	152700906	9/22/2015	270		17,497,748.17
1076162	152700902	9/22/2015	270		10,450,000.00
1076416	152700903	9/22/2015	270		230,027,243.82
1076605	152700907 AIRS TA	9/23/2015	270	63,739,475.45	
1076592	153000903	9/23/2015	270	11,000,000.00	
1077001	1607092	9/23/2015	270	6,487,108.06	
1076946	1607045	9/23/2015	270	5,285,159.08	
1076965	1607061	9/23/2015	270	679,516.41	
1076969	1607064	9/23/2015	270	600,167.50	
1077032	1607116	9/23/2015	270	500,000.00	
1076966	1607062	9/23/2015	270	381,305.10	
1076908	1607007	9/23/2015	270	377,387.08	
1076938	1607039	9/23/2015	270	375,731.78	
1076909	1607008	9/23/2015	270	370,404.56	
1076910	1607009	9/23/2015	270	268,113.47	
1076968	1607063	9/23/2015	270	264,979.36	
1076903	1607002	9/23/2015	270	231,373.10	
1076902	1607001	9/23/2015	270	190,387.34	
1076901	1607000	9/23/2015	270	188,150.61	
1076980	1607075	9/23/2015	270	129,876.60	
1076917	1607015	9/23/2015	270	91,772.10	
1076988	1607080	9/23/2015	270	68,538.06	
1076918	1607016	9/23/2015	270	63,842.59	
1076904	1607003	9/23/2015	270	57,733.20	
1076905	1607004	9/23/2015	270	57,511.18	
1076906	1607005	9/23/2015	270	54,490.44	
1076964	1607060	9/23/2015	270	45,753.68	
1076919	1607017	9/23/2015	270	43,503.65	
1076907	1607006	9/23/2015	270	42,329.12	
1076899	1606998	9/23/2015	270	33,487.50	
1076976	1607071	9/23/2015	270	32,957.40	
1076898	1606997	9/23/2015	270	23,881.17	
1076915	1607013	9/23/2015	270	21,095.90	
1077003	1607094	9/23/2015	270	20,132.40	
1076973	1607068	9/23/2015	270	18,073.70	
1076896	1606995	9/23/2015	270	16,000.00	
1077038	Correct Journal Entr	9/23/2015	270	15,551.05	
1076978	1607073	9/23/2015	270	12,364.26	
1076897	1606996	9/23/2015	270	11,857.10	
1076977	1607072	9/23/2015	270	11,050.79	
1076920	1607018	9/23/2015	270	10,271.92	
1076979	1607074	9/23/2015	270	8,531.95	
1076913	1607011	9/23/2015	270	6,563.47	
1077013	1607108	9/23/2015	270	6,248.12	
1076963	1607059	9/23/2015	270	6,055.54	
1076900	1606999	9/23/2015	270	5,639.21	
1076986	1607078	9/23/2015	270	5,460.00	
1076996	1607087	9/23/2015	270	4,824.52	
1076975	1607070	9/23/2015	270	4,460.40	
1076922	1607020	9/23/2015	270	4,326.25	
1076939	1607040	9/23/2015	270	4,282.36	
1076987	1607079	9/23/2015	270	4,042.28	
1076932	1607032	9/23/2015	270	3,583.00	
1076923	1607021	9/23/2015	270	3,188.00	
1076940	1607041	9/23/2015	270	2,948.00	

Run Date: 6/30/2016
 Run Time: 2:55:37PM

Demand Account Activity

Start Date: 7/1/2015 End Date: 6/30/2016

Page: 112
 User: 0

Jnl. Entry	Ref #	Trx. Date	Ledger	Debit Amount	Credit Amount
1076999	1607090	9/23/2015	270	2,726.50	
1076914	1607012	9/23/2015	270	1,920.00	
1076892	1606991	9/23/2015	270	1,919.01	
1076893	1606992	9/23/2015	270	1,918.95	
1076930	1607030	9/23/2015	270	1,705.00	
1077000	1607091	9/23/2015	270	1,466.57	
1076894	1606993	9/23/2015	270	1,376.51	
1076895	1606994	9/23/2015	270	1,217.99	
1076984	1607076	9/23/2015	270	1,213.68	
1076971	1607066	9/23/2015	270	1,025.75	
1076921	1607019	9/23/2015	270	965.51	
1076995	1607086	9/23/2015	270	647.60	
1076972	1607067	9/23/2015	270	582.50	
1076985	1607077	9/23/2015	270	558.60	
1076970	1607065	9/23/2015	270	540.00	
1076974	1607069	9/23/2015	270	407.75	
1076928	1607028	9/23/2015	270	365.00	
1076931	1607031	9/23/2015	270	320.00	
1076934	1607033	9/23/2015	270	280.00	
1077015	1607109	9/23/2015	270	270.00	
1076606	152700908 AIRS DE	9/23/2015	270	264.66	
1076890	1606990	9/23/2015	270	242.68	
1076997	1607088	9/23/2015	270	159.20	
1077002	1607093	9/23/2015	270	146.00	
1076929	1607029	9/23/2015	270	40.00	
1076998	1607089	9/23/2015	270	8.00	
1076911	1607010	9/23/2015	270	4.25	
1076916	1607014	9/23/2015	270	1.00	
1076596	DFA EFT REV 9/23/	9/23/2015	270		3,950.42
1076884	152700903	9/23/2015	270		25,297,035.97
1076983	152700906	9/23/2015	270		44,958,604.28
1076593	152700901	9/23/2015	270		14,063,000.00
1076594	152700902	9/23/2015	270		5,285,159.08
1077417	1607193	9/24/2015	270	49,897,947.60	
1077052	153000904	9/24/2015	270	27,000,000.00	
1077066	152700907 AIRS TA	9/24/2015	270	14,541,935.62	
1077053	152700901	9/24/2015	270	10,009,369.88	
1077071	152700902	9/24/2015	270	5,195,545.62	
1077377	1607158	9/24/2015	270	1,319,923.59	
1077044	1607124	9/24/2015	270	474,310.68	
1077376	1607157	9/24/2015	270	326,490.00	
1077372	1607153	9/24/2015	270	158,978.24	
1077373	1607154	9/24/2015	270	123,845.06	
1077393	1607180	9/24/2015	270	121,428.57	
1077067	152700908 AIRS TA	9/24/2015	270	112,712.72	
1077391	1607179	9/24/2015	270	105,000.00	
1077418	1607194	9/24/2015	270	94,291.23	
1077074	1607134	9/24/2015	270	82,396.00	
1077374	1607155	9/24/2015	270	59,550.59	
1077367	1607148	9/24/2015	270	50,032.79	
1077365	1607146	9/24/2015	270	37,852.35	
1077430	1607218	9/24/2015	270	36,261.31	
1077366	1607147	9/24/2015	270	28,629.18	
1077297	1607140	9/24/2015	270	27,136.70	
1077450	1607228	9/24/2015	270	21,656.90	
1077043	1607123	9/24/2015	270	17,502.58	

Run Date: 6/30/2016
 Run Time: 2:55:37PM

Demand Account Activity

Page: 113
 User: 0

Start Date: 7/1/2015 End Date: 6/30/2016

Jnl. Entry	Ref #	Trx. Date	Ledger	Debit Amount	Credit Amount
1077456	1607233	9/24/2015	270	15,541.91	
1077069	152700910 AIRS DE	9/24/2015	270	15,075.00	
1077077	1607136	9/24/2015	270	14,829.76	
1077360	1607141	9/24/2015	270	14,064.00	
1077420	1607195	9/24/2015	270	10,998.88	
1077386	1607176	9/24/2015	270	9,611.00	
1077072	1607132	9/24/2015	270	8,927.00	
1077452	1607229	9/24/2015	270	8,759.20	
1077457	1607234	9/24/2015	270	8,336.07	
1077375	1607156	9/24/2015	270	7,404.20	
1077368	1607149	9/24/2015	270	6,597.98	
1077361	1607142	9/24/2015	270	6,300.28	
1077402	1607230	9/24/2015	270	5,686.23	
1077462	1607235	9/24/2015	270	4,990.73	
1077451	1607231	9/24/2015	270	4,705.54	
1077401	1607174	9/24/2015	270	3,725.00	
1077369	1607150	9/24/2015	270	3,712.70	
1077042	1607122	9/24/2015	270	3,555.33	
1077362	1607143	9/24/2015	270	3,548.61	
1077370	1607151	9/24/2015	270	3,484.95	
1077371	1607152	9/24/2015	270	3,436.52	
1077445	1607225	9/24/2015	270	3,130.50	
1077363	1607144	9/24/2015	270	2,370.75	
1077446	1607226	9/24/2015	270	2,135.00	
1077428	1607217	9/24/2015	270	1,955.10	
1077442	1607223	9/24/2015	270	1,569.00	
1077294	1607139	9/24/2015	270	1,552.48	
1077443	1607224	9/24/2015	270	1,056.00	
1077441	1607222	9/24/2015	270	777.08	
1077388	1607177	9/24/2015	270	760.00	
1077397	1607172	9/24/2015	270	701.75	
1077385	1607175	9/24/2015	270	700.00	
1077293	1607138	9/24/2015	270	659.36	
1077395	1607171	9/24/2015	270	600.00	
1077078	1607137	9/24/2015	270	553.72	
1077427	1607216	9/24/2015	270	430.00	
1077387	1607168	9/24/2015	270	300.00	
1077448	1607227	9/24/2015	270	296.67	
1077073	1607133	9/24/2015	270	261.75	
1077431	1607219	9/24/2015	270	254.00	
1077392	1607170	9/24/2015	270	250.00	
1077433	1607220	9/24/2015	270	235.00	
1077364	1607145	9/24/2015	270	206.89	
1077384	1607167	9/24/2015	270	140.00	
1077076	1607135	9/24/2015	270	126.00	
1077390	1607169	9/24/2015	270	120.00	
1077398	1607173	9/24/2015	270	80.00	
1077389	1607178	9/24/2015	270	74.46	
1077439	1607221	9/24/2015	270	45.82	
1077455	1607232	9/24/2015	270	15.64	
1077068	152700909 AIRS DE	9/24/2015	270	1.40	
1077051	DFA EFT REV 9/24/	9/24/2015	270		10,308.60
1077406	152700915	9/24/2015	270		110,891,263.34
1077800	152700902	9/25/2015	270	111,314,803.59	
1077795	152700907 AIRS TA	9/25/2015	270	26,164,515.00	
1077704	153000903	9/25/2015	270	22,000,000.00	

Run Date: 6/30/2016
 Run Time: 2:55:37PM

Demand Account Activity

Page: 114
 User: 0

Start Date: 7/1/2015 End Date: 6/30/2016

Jnl. Entry	Ref #	Trx. Date	Ledger	Debit Amount	Credit Amount
1077845	1607344	9/25/2015	270	20,930,875.37	
1077836	1607316	9/25/2015	270	4,305,635.82	
1077796	1607282	9/25/2015	270	2,635,925.83	
1077855	1607368	9/25/2015	270	1,586,000.00	
1077835	1607315	9/25/2015	270	1,549,815.61	
1077794	1607281	9/25/2015	270	450,705.04	
1077882	1607338	9/25/2015	270	439,811.96	
1077880	1607336	9/25/2015	270	394,279.58	
1077881	1607337	9/25/2015	270	257,317.88	
1077814	1607295	9/25/2015	270	207,642.73	
1077866	1607332	9/25/2015	270	186,664.00	
1077833	1607313	9/25/2015	270	175,184.83	
1077877	1607335	9/25/2015	270	152,114.89	
1077871	1607333	9/25/2015	270	127,292.85	
1077797	1607283	9/25/2015	270	118,107.17	
1077789	1607278	9/25/2015	270	91,232.60	
1077897	1607369	9/25/2015	270	89,372.37	
1077911	1607375	9/25/2015	270	63,768.33	
1077874	1607334	9/25/2015	270	54,963.68	
1077832	1607312	9/25/2015	270	42,569.11	
1077912	1607376	9/25/2015	270	37,123.85	
1077798	152700908 AIRS TA	9/25/2015	270	33,653.96	
1077876	1607329	9/25/2015	270	28,164.33	
1077842	1607341	9/25/2015	270	25,746.55	
1077480	1607249	9/25/2015	270	21,935.02	
1077907	1607371	9/25/2015	270	20,000.00	
1077793	1607280	9/25/2015	270	19,740.14	
1077783	1607273	9/25/2015	270	16,887.47	
1077478	1607247	9/25/2015	270	16,109.35	
1077787	1607277	9/25/2015	270	15,302.60	
1077906	1607370	9/25/2015	270	12,248.12	
1077779	1607269	9/25/2015	270	10,766.86	
1077838	1607318	9/25/2015	270	10,591.20	
1077843	1607342	9/25/2015	270	10,187.75	
1077879	1607331	9/25/2015	270	8,007.61	
1077785	1607275	9/25/2015	270	6,791.01	
1077479	1607248	9/25/2015	270	5,819.61	
1077812	1607293	9/25/2015	270	5,718.50	
1077841	1607321	9/25/2015	270	5,041.55	
1077786	1607276	9/25/2015	270	5,036.24	
1077844	1607343	9/25/2015	270	4,742.25	
1077790	1607279	9/25/2015	270	3,417.67	
1077854	1607351	9/25/2015	270	2,637.47	
1077875	1607328	9/25/2015	270	2,495.50	
1077910	1607374	9/25/2015	270	2,434.04	
1077872	1607326	9/25/2015	270	2,270.99	
1077840	1607320	9/25/2015	270	2,183.03	
1077853	1607350	9/25/2015	270	1,940.00	
1077883	1607339	9/25/2015	270	1,824.19	
1077481	1607250	9/25/2015	270	1,796.73	
1077873	1607327	9/25/2015	270	1,689.75	
1077809	1607291	9/25/2015	270	1,538.50	
1077807	1607289	9/25/2015	270	1,475.00	
1077908	1607372	9/25/2015	270	1,415.00	
1077831	1607311	9/25/2015	270	1,101.35	
1077482	1607251	9/25/2015	270	1,004.98	

Run Date: 6/30/2016
 Run Time: 2:55:37PM

Demand Account Activity

Page: 115
 User: 0

Start Date: 7/1/2015 End Date: 6/30/2016

Jnl. Entry	Ref #	Trx. Date	Ledger	Debit Amount	Credit Amount
1077837	1607317	9/25/2015	270	887.50	
1077834	1607314	9/25/2015	270	820.82	
1077784	1607274	9/25/2015	270	773.93	
1077884	1607340	9/25/2015	270	711.86	
1077904	Back Out Journal Er	9/25/2015	270	700.50	
1077813	1607294	9/25/2015	270	460.00	
1077870	1607325	9/25/2015	270	439.78	
1077778	1607268	9/25/2015	270	360.00	
1077830	1607310	9/25/2015	270	290.00	
1077808	1607290	9/25/2015	270	280.00	
1077782	1607272	9/25/2015	270	259.50	
1077869	1607324	9/25/2015	270	235.00	
1077483	1607252	9/25/2015	270	218.07	
1077811	1607292	9/25/2015	270	205.00	
1077852	1607349	9/25/2015	270	145.50	
1077867	1607322	9/25/2015	270	130.29	
1077781	1607271	9/25/2015	270	110.00	
1077799	152700909 AIRS DE	9/25/2015	270	95.96	
1077868	1607323	9/25/2015	270	52.33	
1077839	1607319	9/25/2015	270	48.00	
1077477	1607246	9/25/2015	270	21.95	
1077780	1607270	9/25/2015	270	8.50	
1077909	1607373	9/25/2015	270	8.00	
1077878	1607330	9/25/2015	270	1.00	
1077792	DFA EFT REV 9/25/	9/25/2015	270		280,502.13
1077707	152700901	9/25/2015	270		59,812,000.00
1077802	152700905	9/25/2015	270		112,406,820.43
1077890	Various Chargeback	9/25/2015	270		700.50
1077891	152700905	9/25/2015	270		20,000,000.00
1077895	152800901	9/25/2015	270		2,000,000.00
1078190	152700903	9/28/2015	270	38,835,779.57	
1078186	152700907 AIRS TA	9/28/2015	270	35,860,624.72	
1078271	152700912	9/28/2015	270	25,000,000.00	
1077925	153000903	9/28/2015	270	14,000,000.00	
1078251	1607458	9/28/2015	270	2,299,256.77	
1078252	1607459	9/28/2015	270	1,730,496.63	
1078310	1607499	9/28/2015	270	1,100,000.00	
1077918	1607380	9/28/2015	270	740,000.00	
1078172	152700902	9/28/2015	270	600,671.00	
1078279	1607474	9/28/2015	270	485,815.48	
1078234	1607441	9/28/2015	270	477,108.91	
1078278	1607473	9/28/2015	270	343,125.40	
1077919	1607381	9/28/2015	270	242,501.00	
1078235	1607442	9/28/2015	270	194,905.04	
1078286	1607488	9/28/2015	270	170,000.00	
1078255	1607462	9/28/2015	270	164,200.00	
1078167	1607394	9/28/2015	270	150,000.00	
1078254	1607461	9/28/2015	270	52,654.76	
1078174	1607399	9/28/2015	270	43,600.99	
1078218	1607426	9/28/2015	270	42,927.93	
1078187	152700908 AIRS TA	9/28/2015	270	39,506.09	
1078173	1607398	9/28/2015	270	38,562.93	
1078283	1607478	9/28/2015	270	36,739.98	
1078284	1607479	9/28/2015	270	31,359.05	
1078162	1607389	9/28/2015	270	28,854.60	
1078222	1607429	9/28/2015	270	27,852.53	

Run Date: 6/30/2016
 Run Time: 2:55:37PM

Demand Account Activity

Start Date: 7/1/2015 End Date: 6/30/2016

Page: 116
 User: 0

Jnl. Entry	Ref #	Trx. Date	Ledger	Debit Amount	Credit Amount
1078246	1607453	9/28/2015	270	25,420.00	
1078231	1607438	9/28/2015	270	19,192.21	
1078232	1607439	9/28/2015	270	15,343.20	
1078171	1607397	9/28/2015	270	11,539.00	
1078282	1607477	9/28/2015	270	8,575.00	
1078250	1607457	9/28/2015	270	7,959.99	
1078219	1607427	9/28/2015	270	7,315.62	
1078289	1607482	9/28/2015	270	7,025.00	
1078224	1607431	9/28/2015	270	4,562.50	
1078233	1607440	9/28/2015	270	4,474.69	
1078166	1607393	9/28/2015	270	4,238.00	
1078277	1607472	9/28/2015	270	4,161.50	
1078163	1607390	9/28/2015	270	3,747.00	
1078236	1607443	9/28/2015	270	3,252.19	
1078164	1607391	9/28/2015	270	3,030.49	
1078202	1607410	9/28/2015	270	2,545.00	
1078281	1607476	9/28/2015	270	2,491.50	
1078189	152700910 AIRS DE	9/28/2015	270	2,465.20	
1078165	1607392	9/28/2015	270	2,284.97	
1078200	1607408	9/28/2015	270	2,070.00	
1078253	1607460	9/28/2015	270	1,848.93	
1078287	1607481	9/28/2015	270	1,623.25	
1078169	1607396	9/28/2015	270	1,532.04	
1078294	1607491	9/28/2015	270	1,342.32	
1078158	1607385	9/28/2015	270	1,224.38	
1078248	1607455	9/28/2015	270	962.00	
1078249	1607456	9/28/2015	270	736.90	
1078220	1607428	9/28/2015	270	525.10	
1078230	1607437	9/28/2015	270	509.89	
1078188	152700909	9/28/2015	270	456.63	
1078237	1607444	9/28/2015	270	436.54	
1078161	1607388	9/28/2015	270	412.52	
1078280	1607475	9/28/2015	270	400.00	
1078201	1607409	9/28/2015	270	390.00	
1078198	1607406	9/28/2015	270	323.00	
1078223	1607430	9/28/2015	270	275.00	
1078203	1607411	9/28/2015	270	200.00	
1078160	1607387	9/28/2015	270	179.75	
1078291	1607484	9/28/2015	270	165.00	
1078247	1607454	9/28/2015	270	159.93	
1078159	1607386	9/28/2015	270	126.00	
1078285	1607480	9/28/2015	270	125.00	
1078264	1607487	9/28/2015	270	109.45	
1078168	1607395	9/28/2015	270	104.88	
1078238	1607445	9/28/2015	270	63.16	
1078199	1607407	9/28/2015	270	35.00	
1078225	1607432	9/28/2015	270	20.00	
1078226	1607433	9/28/2015	270	12.00	
1078227	1607434	9/28/2015	270	8.00	
1078290	1607483	9/28/2015	270	4.25	
1078228	1607435	9/28/2015	270	4.00	
1078229	1607436	9/28/2015	270	1.00	
1078196	8006180	9/28/2015	270		23,696.59
1078269	152700906	9/28/2015	270		25,164,200.00
1078270	152700911	9/28/2015	270		50,000,000.00
1078272	152700913	9/28/2015	270		38,612,897.01

Run Date: 6/30/2016
 Run Time: 2:55:37PM

Demand Account Activity

Start Date: 7/1/2015 End Date: 6/30/2016

Page: 117
 User: 0

Jnl. Entry	Ref #	Trx. Date	Ledger	Debit Amount	Credit Amount
1078170	152700901	9/28/2015	270		6,504,000.00
1078301	152700915	9/28/2015	270		3,000,000.00
1078367	152700904	9/29/2015	270	217,123,283.33	
1078333	152700907 AIRS TA	9/29/2015	270	22,624,332.73	
1078339	152700902	9/29/2015	270	13,955,387.19	
1078324	153000904	9/29/2015	270	8,000,000.00	
1078749	1528000901	9/29/2015	270	5,000,000.00	
1078727	1607636	9/29/2015	270	2,779,064.05	
1078750	152300901	9/29/2015	270	2,000,000.00	
1078380	1607545	9/29/2015	270	1,577,558.32	
1078686	1607599	9/29/2015	270	1,505,830.79	
1078646	1607561	9/29/2015	270	601,029.59	
1078687	1607600	9/29/2015	270	566,402.67	
1078688	1607601	9/29/2015	270	520,036.50	
1078689	1607602	9/29/2015	270	484,565.48	
1078693	1607605	9/29/2015	270	466,144.38	
1078732	1607642	9/29/2015	270	412,751.74	
1078361	1607528	9/29/2015	270	397,244.93	
1078695	1607607	9/29/2015	270	346,735.60	
1078647	1607562	9/29/2015	270	318,724.50	
1078731	1607637	9/29/2015	270	221,000.00	
1078648	1607563	9/29/2015	270	219,090.00	
1078679	1607592	9/29/2015	270	182,127.49	
1078357	1607524	9/29/2015	270	177,096.00	
1078726	1607635	9/29/2015	270	170,000.00	
1078705	1607617	9/29/2015	270	131,710.00	
1078358	1607525	9/29/2015	270	127,939.12	
1078680	1607593	9/29/2015	270	123,177.39	
1078681	1607594	9/29/2015	270	64,759.32	
1078682	1607595	9/29/2015	270	63,604.97	
1078683	1607596	9/29/2015	270	51,224.96	
1078694	1607606	9/29/2015	270	41,018.30	
1078347	1607514	9/29/2015	270	30,463.57	
1078359	1607526	9/29/2015	270	29,982.90	
1078684	1607597	9/29/2015	270	28,293.15	
1078665	1607578	9/29/2015	270	27,271.95	
1078364	1607530	9/29/2015	270	22,017.15	
1078360	1607527	9/29/2015	270	21,000.00	
1078365	1607531	9/29/2015	270	20,805.00	
1078723	1607632	9/29/2015	270	18,874.25	
1078351	1607518	9/29/2015	270	18,475.59	
1078721	1607626	9/29/2015	270	18,115.00	
1078677	1607590	9/29/2015	270	17,758.74	
1078352	1607519	9/29/2015	270	16,323.95	
1078375	1607540	9/29/2015	270	15,968.84	
1078343	1607510	9/29/2015	270	14,200.00	
1078353	1607520	9/29/2015	270	13,991.51	
1078354	1607521	9/29/2015	270	12,800.00	
1078355	1607522	9/29/2015	270	12,722.40	
1078356	1607523	9/29/2015	270	12,000.00	
1078376	1607541	9/29/2015	270	10,907.18	
1078637	1607552	9/29/2015	270	8,938.34	
1078377	1607542	9/29/2015	270	8,900.00	
1078678	1607591	9/29/2015	270	8,082.83	
1078348	1607515	9/29/2015	270	6,898.00	
1078362	1607529	9/29/2015	270	5,711.60	

Run Date: 6/30/2016
 Run Time: 2:55:37PM

Demand Account Activity

Start Date: 7/1/2015 End Date: 6/30/2016

Page: 118
 User: 0

Jnl. Entry	Ref #	Trx. Date	Ledger	Debit Amount	Credit Amount
1078349	1607516	9/29/2015	270	4,992.74	
1078675	1607588	9/29/2015	270	4,920.00	
1078350	1607517	9/29/2015	270	4,525.00	
1078690	1607603	9/29/2015	270	4,273.93	
1078645	1607560	9/29/2015	270	3,784.63	
1078676	1607589	9/29/2015	270	3,423.34	
1078685	1607598	9/29/2015	270	3,233.11	
1078691	1607604	9/29/2015	270	2,526.16	
1078346	1607513	9/29/2015	270	2,495.00	
1078642	1607557	9/29/2015	270	2,315.25	
1078696	1607608	9/29/2015	270	2,037.00	
1078640	1607555	9/29/2015	270	1,740.00	
1078374	1607539	9/29/2015	270	1,700.00	
1078644	1607559	9/29/2015	270	1,677.89	
1078372	1607537	9/29/2015	270	1,612.81	
1078730	1607648	9/29/2015	270	1,489.28	
1078345	1607512	9/29/2015	270	940.00	
1078666	1607579	9/29/2015	270	912.20	
1078667	1607580	9/29/2015	270	740.00	
1078674	1607587	9/29/2015	270	720.72	
1078740	1607650	9/29/2015	270	483.80	
1078638	1607553	9/29/2015	270	411.00	
1078641	1607556	9/29/2015	270	330.00	
1078670	1607583	9/29/2015	270	315.00	
1078373	1607538	9/29/2015	270	300.00	
1078669	1607582	9/29/2015	270	244.00	
1078668	1607581	9/29/2015	270	242.50	
1078724	1607633	9/29/2015	270	217.96	
1078739	1607649	9/29/2015	270	203.60	
1078643	1607558	9/29/2015	270	190.00	
1078725	1607634	9/29/2015	270	180.00	
1078671	1607584	9/29/2015	270	165.00	
1078334	152700908 AIRS DE	9/29/2015	270	145.36	
1078672	1607585	9/29/2015	270	85.00	
1078673	1607586	9/29/2015	270	81.00	
1078639	1607554	9/29/2015	270	70.00	
1078344	1607511	9/29/2015	270	55.25	
1078317	1607505	9/29/2015	270	30.38	
1078325	152700901	9/29/2015	270		2,110,000.00
1078363	152700903	9/29/2015	270		23,973,774.08
1078342	DFA EFT REV 9/29/	9/29/2015	270		2,868.03
1078383	152700909	9/29/2015	270		254,644,699.25
1079128	162700907	9/30/2015	270	27,811,194.44	
1079127	162700902	9/30/2015	270	12,000,000.00	
1079125	162700908	9/30/2015	270	7,000,000.00	
1079131	16270093003EFT A	9/30/2015	270	6,716,151.76	
1079206	Correct Journal Entr	9/30/2015	270	5,000,000.00	
1079205	162700909	9/30/2015	270	3,000,000.00	
1079093	1607688	9/30/2015	270	1,195,932.00	
1079152	1607728	9/30/2015	270	919,721.62	
1079148	1607726	9/30/2015	270	861,786.79	
1079094	1607689	9/30/2015	270	500,000.00	
1079087	1607682	9/30/2015	270	465,022.94	
1079151	1607727	9/30/2015	270	358,043.38	
1079095	1607690	9/30/2015	270	324,421.47	
1079142	1607721	9/30/2015	270	250,391.37	

Run Date: 6/30/2016
 Run Time: 2:55:37PM

Demand Account Activity

Page: 119
 User: 0

Start Date: 7/1/2015 End Date: 6/30/2016

Jnl. Entry	Ref #	Trx. Date	Ledger	Debit Amount	Credit Amount
1079134	16270093006IRPCC	9/30/2015	270	169,414.78	
1079170	1607738	9/30/2015	270	141,161.42	
1079081	1607676	9/30/2015	270	75,972.00	
1079171	1607739	9/30/2015	270	47,559.60	
1079132	16270093004CC All	9/30/2015	270	42,454.94	
1079186	1607753	9/30/2015	270	42,331.26	
1079088	1607683	9/30/2015	270	40,967.58	
1079082	1607677	9/30/2015	270	39,591.00	
1079097	1607692	9/30/2015	270	31,124.03	
1079096	1607691	9/30/2015	270	22,171.70	
1079146	1607725	9/30/2015	270	18,703.00	
1079140	1607719	9/30/2015	270	17,852.00	
1079173	1607741	9/30/2015	270	16,990.20	
1078765	1607662	9/30/2015	270	11,425.77	
1079168	1607736	9/30/2015	270	8,291.01	
1079184	1607752	9/30/2015	270	7,533.75	
1079091	1607686	9/30/2015	270	6,285.95	
1078761	1607658	9/30/2015	270	6,248.00	
1079175	1607743	9/30/2015	270	5,625.81	
1079161	1607731	9/30/2015	270	5,049.28	
1079169	1607737	9/30/2015	270	4,250.00	
1079090	1607685	9/30/2015	270	4,168.96	
1079092	1607687	9/30/2015	270	3,995.02	
1079145	1607724	9/30/2015	270	3,984.90	
1079080	1607675	9/30/2015	270	3,529.10	
1079084	1607679	9/30/2015	270	2,910.00	
1079106	1607700	9/30/2015	270	2,624.75	
1079167	1607735	9/30/2015	270	1,984.20	
1079109	1607702	9/30/2015	270	1,585.00	
1079144	1607723	9/30/2015	270	1,545.08	
1079141	1607720	9/30/2015	270	1,241.00	
1078760	1607657	9/30/2015	270	958.45	
1079172	1607740	9/30/2015	270	851.00	
1079143	1607722	9/30/2015	270	780.00	
1079089	1607684	9/30/2015	270	750.00	
1078768	1607665	9/30/2015	270	736.95	
1079165	1607733	9/30/2015	270	605.50	
1078763	1607660	9/30/2015	270	592.99	
1078766	1607663	9/30/2015	270	590.00	
1079104	1607698	9/30/2015	270	442.50	
1079176	1607744	9/30/2015	270	348.79	
1078762	1607659	9/30/2015	270	329.45	
1078764	1607661	9/30/2015	270	303.51	
1079110	1607703	9/30/2015	270	290.00	
1078759	1607656	9/30/2015	270	290.00	
1078767	1607664	9/30/2015	270	224.00	
1079085	1607680	9/30/2015	270	219.75	
1079108	1607701	9/30/2015	270	210.00	
1079133	16270093005IFTA C	9/30/2015	270	117.88	
1079105	1607699	9/30/2015	270	50.00	
1079166	1607734	9/30/2015	270	32.00	
1079086	1607681	9/30/2015	270	29.75	
1079083	1607678	9/30/2015	270	20.00	
1079163	1607732	9/30/2015	270	8.00	
1079098	162700901	9/30/2015	270		1,978,000.00
1079192	162700907	9/30/2015	270		62,376,767.40

Run Date: 6/30/2016
 Run Time: 2:55:37PM

Demand Account Activity

Page: 120
 User: 0

Start Date: 7/1/2015 End Date: 6/30/2016

Jnl. Entry	Ref #	Trx. Date	Ledger	Debit Amount	Credit Amount
1079126	Back Out Journal Er	9/30/2015	270		3,000,000.00
1080522	1607825	10/1/2015	270	51,184,405.34	
1080092	1607789	10/1/2015	270	34,134,500.72	
1080471	152701002	10/1/2015	270	26,168,247.00	
1080468	153001003	10/1/2015	270	7,000,000.00	
1080489	1607843	10/1/2015	270	3,202,000.00	
1080508	1607820	10/1/2015	270	1,476,359.33	
1080509	1607821	10/1/2015	270	902,128.36	
1080098	1607795	10/1/2015	270	207,479.24	
1080094	1607791	10/1/2015	270	160,462.81	
1080099	1607796	10/1/2015	270	134,941.66	
1080511	1607822	10/1/2015	270	124,395.12	
1080097	1607794	10/1/2015	270	84,015.18	
1079244	1607773	10/1/2015	270	48,550.72	
1080480	1607805	10/1/2015	270	36,815.89	
1080518	1607824	10/1/2015	270	34,487.01	
1080486	1607842	10/1/2015	270	34,202.40	
1080515	1607823	10/1/2015	270	28,734.00	
1080482	1607807	10/1/2015	270	24,779.56	
1079242	1607771	10/1/2015	270	19,988.31	
1080093	1607790	10/1/2015	270	15,792.27	
1079241	1607770	10/1/2015	270	13,609.42	
1079237	1607766	10/1/2015	270	12,506.78	
1080501	1607818	10/1/2015	270	11,272.31	
1080091	1607788	10/1/2015	270	10,561.10	
1080096	1607793	10/1/2015	270	7,656.91	
1080504	1607819	10/1/2015	270	7,219.60	
1080475	1607801	10/1/2015	270	6,461.37	
1079253	1607781	10/1/2015	270	5,776.50	
1079240	1607769	10/1/2015	270	5,168.72	
1079239	1607768	10/1/2015	270	5,168.61	
1080491	1607844	10/1/2015	270	5,070.00	
1080100	1607797	10/1/2015	270	4,301.63	
1080095	1607792	10/1/2015	270	3,947.26	
1080477	1607802	10/1/2015	270	2,504.92	
1079238	1607767	10/1/2015	270	2,416.88	
1080483	1607808	10/1/2015	270	1,482.64	
1079243	1607772	10/1/2015	270	1,250.00	
1080481	1607806	10/1/2015	270	1,201.20	
1079256	1607804	10/1/2015	270	830.00	
1080521	1607850	10/1/2015	270	269.61	
1079235	1607764	10/1/2015	270	122.52	
1080507	1607835	10/1/2015	270	40.00	
1080510	1607836	10/1/2015	270	8.72	
1080527	152701004	10/1/2015	270		60,120,031.58
1080470	152701001	10/1/2015	270		21,325,967.00
1080476	152701003	10/1/2015	270		42,904,827.95
1080733	Back Out Journal Er	10/2/2015	270	149,348,647.55	
1080695	162701004	10/2/2015	270	91,155,014.96	
1080751	1607941	10/2/2015	270	27,233,797.77	
1080698	16270100207AIRS I	10/2/2015	270	10,449,195.84	
1080925	1607942	10/2/2015	270	7,219,876.57	
1080694	162701003	10/2/2015	270	6,000,000.00	
1080692	162701002	10/2/2015	270	5,481,360.00	
1080741	1607932	10/2/2015	270	808,822.19	
1080971	1607982	10/2/2015	270	781,171.57	

Run Date: 6/30/2016
 Run Time: 2:55:37PM

Demand Account Activity

Page: 121
 User: 0

Start Date: 7/1/2015 End Date: 6/30/2016

Jnl. Entry	Ref #	Trx. Date	Ledger	Debit Amount	Credit Amount
1080744	1607935	10/2/2015	270	633,886.75	
1080743	1607934	10/2/2015	270	382,914.16	
1080739	1607930	10/2/2015	270	233,222.96	
1080693	1607901	10/2/2015	270	219,726.38	
1080740	1607931	10/2/2015	270	110,326.55	
1080750	1607940	10/2/2015	270	88,273.67	
1080699	16270100208CC All	10/2/2015	270	71,475.33	
1080742	1607933	10/2/2015	270	56,535.67	
1080973	1607984	10/2/2015	270	40,290.08	
1080723	1607915	10/2/2015	270	39,276.10	
1080541	1607855	10/2/2015	270	37,628.10	
1080660	1607888	10/2/2015	270	33,787.33	
1080726	1607918	10/2/2015	270	30,934.60	
1080713	1607904	10/2/2015	270	28,817.34	
1080745	1607936	10/2/2015	270	21,078.23	
1080721	1607912	10/2/2015	270	19,829.11	
1080747	1607937	10/2/2015	270	16,848.81	
1080543	1607857	10/2/2015	270	11,475.00	
1080669	1607877	10/2/2015	270	10,219.25	
1080661	1607889	10/2/2015	270	9,104.92	
1080977	1607988	10/2/2015	270	6,346.16	
1080722	1607913	10/2/2015	270	6,267.00	
1080691	1607914	10/2/2015	270	5,288.00	
1080684	1607884	10/2/2015	270	5,175.34	
1080682	1607882	10/2/2015	270	4,131.75	
1080701	16270100210IRPCC	10/2/2015	270	3,416.10	
1080542	1607856	10/2/2015	270	3,322.00	
1080927	1607943	10/2/2015	270	2,847.99	
1080663	1607874	10/2/2015	270	2,725.00	
1080720	1607911	10/2/2015	270	1,928.98	
1080724	1607916	10/2/2015	270	1,869.08	
1080714	1607905	10/2/2015	270	1,802.50	
1080677	1607880	10/2/2015	270	1,690.00	
1080749	1607939	10/2/2015	270	1,652.80	
1080672	1607898	10/2/2015	270	1,215.18	
1080729	1607944	10/2/2015	270	1,023.00	
1080712	1607903	10/2/2015	270	903.65	
1080659	1607872	10/2/2015	270	861.75	
1080667	1607876	10/2/2015	270	830.00	
1080675	1607879	10/2/2015	270	785.25	
1080950	1607961	10/2/2015	270	700.00	
1080700	16270100209IFTA C	10/2/2015	270	631.30	
1080955	1607965	10/2/2015	270	600.00	
1080957	1607967	10/2/2015	270	600.00	
1080959	1607969	10/2/2015	270	560.00	
1080948	1607959	10/2/2015	270	550.00	
1080664	1607875	10/2/2015	270	500.00	
1080952	1607963	10/2/2015	270	500.00	
1080711	1607902	10/2/2015	270	485.00	
1080666	1607891	10/2/2015	270	450.00	
1080954	1607964	10/2/2015	270	420.00	
1080958	1607968	10/2/2015	270	400.00	
1080671	1607894	10/2/2015	270	375.00	
1080683	1607883	10/2/2015	270	330.00	
1080681	1607881	10/2/2015	270	320.00	
1080523	1607854	10/2/2015	270	290.00	

Run Date: 6/30/2016
 Run Time: 2:55:37PM

Demand Account Activity

Start Date: 7/1/2015 End Date: 6/30/2016

Page: 122
 User: 0

Jnl. Entry	Ref #	Trx. Date	Ledger	Debit Amount	Credit Amount
1080949	1607960	10/2/2015	270	280.00	
1080715	1607906	10/2/2015	270	235.25	
1080668	1607892	10/2/2015	270	225.00	
1080685	1607885	10/2/2015	270	220.00	
1080725	1607917	10/2/2015	270	196.24	
1080665	1607890	10/2/2015	270	150.00	
1080670	1607893	10/2/2015	270	150.00	
1080748	1607938	10/2/2015	270	147.40	
1080951	1607962	10/2/2015	270	140.00	
1080956	1607966	10/2/2015	270	140.00	
1080662	1607873	10/2/2015	270	130.00	
1080717	1607908	10/2/2015	270	110.41	
1080673	1607878	10/2/2015	270	110.00	
1080718	1607909	10/2/2015	270	106.68	
1080656	1607887	10/2/2015	270	100.00	
1080932	1607947	10/2/2015	270	91.56	
1080686	1607886	10/2/2015	270	72.25	
1080719	1607910	10/2/2015	270	68.00	
1080716	1607907	10/2/2015	270	4.00	
1080746	8006187	10/2/2015	270		24,152.72
1080548	162701001	10/2/2015	270		1,404,650.00
1080710	162701011	10/2/2015	270		149,348,647.55
1080964	162701013	10/2/2015	270		1,000,000.00
1080978	Correct Journal Entr	10/2/2015	270		149,348,647.55
1080990	153001003	10/5/2015	270	13,000,000.00	
1081286	1608039	10/5/2015	270	11,766,239.06	
1081005	152701007 AIRS TA	10/5/2015	270	7,385,689.52	
1081287	1608040	10/5/2015	270	2,141,440.83	
1081316	1608068	10/5/2015	270	866,022.99	
1081309	1608059	10/5/2015	270	447,471.25	
1081246	1608003	10/5/2015	270	211,600.00	
1081317	1608069	10/5/2015	270	198,000.00	
1081310	1608060	10/5/2015	270	187,006.43	
1081279	1608033	10/5/2015	270	85,704.03	
1081295	1608047	10/5/2015	270	32,701.76	
1081315	1608067	10/5/2015	270	23,867.99	
1081285	1608038	10/5/2015	270	21,582.84	
1081344	1608091	10/5/2015	270	20,508.68	
1081280	1608034	10/5/2015	270	20,399.94	
1081306	1608056	10/5/2015	270	18,966.93	
1081300	1608050	10/5/2015	270	9,686.25	
1081247	1608004	10/5/2015	270	9,660.00	
1081248	1608005	10/5/2015	270	9,256.85	
1081307	1608057	10/5/2015	270	8,413.25	
1081314	1608066	10/5/2015	270	8,080.00	
1081308	1608058	10/5/2015	270	5,372.00	
1081245	1608002	10/5/2015	270	5,023.21	
1081313	1608061	10/5/2015	270	4,826.12	
1081288	1608041	10/5/2015	270	4,032.33	
1081304	1608054	10/5/2015	270	3,141.10	
1081262	1608017	10/5/2015	270	2,784.25	
1081305	1608055	10/5/2015	270	2,032.00	
1081249	1608006	10/5/2015	270	1,684.42	
1081297	1608049	10/5/2015	270	1,532.00	
1081260	1608015	10/5/2015	270	1,440.00	
1081284	1608037	10/5/2015	270	1,294.64	

Run Date: 6/30/2016
 Run Time: 2:55:37PM

Demand Account Activity

Page: 123
 User: 0

Start Date: 7/1/2015 End Date: 6/30/2016

Jnl. Entry	Ref #	Trx. Date	Ledger	Debit Amount	Credit Amount
1081243	1608000	10/5/2015	270	1,260.00	
1081258	1608013	10/5/2015	270	1,111.00	
1081302	1608052	10/5/2015	270	867.50	
1081244	1608001	10/5/2015	270	840.00	
1081301	1608051	10/5/2015	270	750.00	
1081346	1608092	10/5/2015	270	600.00	
1081252	1608009	10/5/2015	270	380.00	
1081190	152701008 AIRS TA	10/5/2015	270	350.00	
1080981	1607990	10/5/2015	270	300.00	
1081261	1608016	10/5/2015	270	270.00	
1081281	1608035	10/5/2015	270	231.84	
1081263	1608018	10/5/2015	270	230.00	
1080985	1607994	10/5/2015	270	225.00	
1081195	152701009 AIRS DE	10/5/2015	270	199.58	
1081250	1608007	10/5/2015	270	193.25	
1081296	1608048	10/5/2015	270	185.00	
1081259	1608014	10/5/2015	270	160.00	
1081251	1608008	10/5/2015	270	150.00	
1081283	1608036	10/5/2015	270	92.96	
1080982	1607991	10/5/2015	270	75.00	
1080983	1607992	10/5/2015	270	75.00	
1080984	1607993	10/5/2015	270	75.00	
1081303	1608053	10/5/2015	270	35.20	
1080991	152701001	10/5/2015	270		753,000.00
1081282	152701002	10/5/2015	270		5,301,171.32
1081332	152701003	10/5/2015	270		7,002,088.89
1081335	152701006	10/5/2015	270		21,503,898.39
1081359	152701010	10/5/2015	270		2,000,000.00
1081653	153001004	10/6/2015	270	12,000,000.00	
1081672	152701007 AIRS TA	10/6/2015	270	8,587,347.34	
1081715	1608174	10/6/2015	270	3,636,670.04	
1081655	152701002	10/6/2015	270	2,824,745.00	
1081738	1608191	10/6/2015	270	2,173,000.00	
1081716	1608175	10/6/2015	270	1,460,019.19	
1081685	1608144	10/6/2015	270	450,008.19	
1081693	1608152	10/6/2015	270	66,950.59	
1081736	1608189	10/6/2015	270	43,947.00	
1081630	1608108	10/6/2015	270	42,608.24	
1081673	152701008 AIRS TA	10/6/2015	270	42,529.60	
1081717	1608176	10/6/2015	270	35,288.35	
1081739	1608192	10/6/2015	270	12,424.29	
1081631	1608109	10/6/2015	270	11,987.83	
1081675	152701010 AIRS DE	10/6/2015	270	11,467.82	
1081741	1608193	10/6/2015	270	8,083.30	
1081369	1608103	10/6/2015	270	7,857.25	
1081626	1608105	10/6/2015	270	7,410.03	
1081713	1608172	10/6/2015	270	6,835.72	
1081737	1608190	10/6/2015	270	6,528.30	
1081628	1608106	10/6/2015	270	6,347.42	
1081697	1608155	10/6/2015	270	6,002.23	
1081368	1608102	10/6/2015	270	5,900.00	
1081632	1608110	10/6/2015	270	5,151.91	
1081711	1608170	10/6/2015	270	4,044.08	
1081696	1608154	10/6/2015	270	3,989.62	
1081629	1608107	10/6/2015	270	3,832.33	
1081714	1608173	10/6/2015	270	3,698.76	

Run Date: 6/30/2016
 Run Time: 2:55:37PM

Demand Account Activity

Page: 124
 User: 0

Start Date: 7/1/2015 End Date: 6/30/2016

Jnl. Entry	Ref #	Trx. Date	Ledger	Debit Amount	Credit Amount
1081633	1608111	10/6/2015	270	2,512.47	
1081683	1608142	10/6/2015	270	2,424.75	
1081658	1608130	10/6/2015	270	2,300.00	
1081634	1608112	10/6/2015	270	1,781.76	
1081745	1608196	10/6/2015	270	1,633.88	
1081712	1608171	10/6/2015	270	1,595.41	
1081749	1608197	10/6/2015	270	1,581.55	
1081681	1608140	10/6/2015	270	1,190.00	
1081724	1608181	10/6/2015	270	1,092.75	
1081692	1608151	10/6/2015	270	1,056.70	
1081645	1608128	10/6/2015	270	1,034.46	
1081635	1608113	10/6/2015	270	934.54	
1081701	1608159	10/6/2015	270	870.09	
1081636	1608114	10/6/2015	270	861.92	
1081638	1608115	10/6/2015	270	658.38	
1081622	1608179	10/6/2015	270	579.53	
1081744	1608195	10/6/2015	270	442.00	
1081639	1608116	10/6/2015	270	435.90	
1081722	1608188	10/6/2015	270	435.00	
1081743	1608194	10/6/2015	270	422.75	
1081679	1608138	10/6/2015	270	399.25	
1081641	1608117	10/6/2015	270	385.22	
1081698	1608156	10/6/2015	270	383.00	
1081690	1608150	10/6/2015	270	327.50	
1081643	1608118	10/6/2015	270	265.58	
1081682	1608141	10/6/2015	270	220.00	
1081684	1608143	10/6/2015	270	210.00	
1081656	1608129	10/6/2015	270	196.01	
1081695	1608153	10/6/2015	270	173.25	
1081699	1608157	10/6/2015	270	160.00	
1081674	152701009 AIRS DE	10/6/2015	270	98.39	
1081680	1608139	10/6/2015	270	70.00	
1081700	1608158	10/6/2015	270	33.19	
1081723	1608180	10/6/2015	270	17.44	
1081753	1608198	10/6/2015	270	2.00	
1081654	152701001	10/6/2015	270		9,249,000.00
1081676	152701005	10/6/2015	270		20,317,227.21
1081728	152701006	10/6/2015	270		1,147.87
1081761	152801001	10/6/2015	270		2,000,000.00
1082233	152801001	10/7/2015	270	14,000,000.00	
1081973	153001003	10/7/2015	270	10,000,000.00	
1082121	1608228	10/7/2015	270	9,932,496.82	
1082103	152701007 AIRS TA	10/7/2015	270	5,680,226.33	
1082169	1608265	10/7/2015	270	4,002,692.89	
1082170	1608266	10/7/2015	270	3,530,811.55	
1082118	1608224	10/7/2015	270	2,595,462.47	
1082168	1608264	10/7/2015	270	1,982,499.51	
1082238	1608321	10/7/2015	270	800,000.00	
1082124	1608229	10/7/2015	270	96,305.20	
1081762	1608213	10/7/2015	270	90,925.83	
1082239	1608322	10/7/2015	270	90,925.83	
1082176	1608272	10/7/2015	270	78,575.31	
1082197	1608288	10/7/2015	270	75,326.37	
1082234	1608318	10/7/2015	270	69,160.00	
1082237	1608320	10/7/2015	270	66,510.00	
1082236	1608319	10/7/2015	270	51,600.00	

Run Date: 6/30/2016
 Run Time: 2:55:37PM

Demand Account Activity

Start Date: 7/1/2015 End Date: 6/30/2016

Page: 125
 User: 0

Jnl. Entry	Ref #	Trx. Date	Ledger	Debit Amount	Credit Amount
1082114	1608220	10/7/2015	270	50,688.24	
1082116	1608222	10/7/2015	270	43,349.92	
1082119	1608225	10/7/2015	270	36,172.30	
1082224	1608315	10/7/2015	270	28,798.81	
1082171	1608267	10/7/2015	270	22,849.09	
1082111	1608217	10/7/2015	270	18,940.16	
1082178	1608274	10/7/2015	270	17,657.50	
1082107	152701011 AIRS DE	10/7/2015	270	16,335.00	
1082196	1608287	10/7/2015	270	15,645.50	
1082165	1608263	10/7/2015	270	12,033.04	
1082104	152701008 AIRS TA	10/7/2015	270	11,557.59	
1082113	1608219	10/7/2015	270	8,631.73	
1082219	1608310	10/7/2015	270	8,107.75	
1082198	1608289	10/7/2015	270	5,844.93	
1082177	1608273	10/7/2015	270	5,738.00	
1082112	1608218	10/7/2015	270	5,452.30	
1082193	1608259	10/7/2015	270	3,780.00	
1082199	1608290	10/7/2015	270	3,735.87	
1082142	1608241	10/7/2015	270	3,483.00	
1082200	1608291	10/7/2015	270	2,853.33	
1082172	1608268	10/7/2015	270	2,217.78	
1082144	1608243	10/7/2015	270	1,485.00	
1082173	1608269	10/7/2015	270	1,394.35	
1082174	1608270	10/7/2015	270	954.60	
1082146	1608245	10/7/2015	270	808.00	
1082115	1608221	10/7/2015	270	772.39	
1082122	1608275	10/7/2015	270	730.00	
1082175	1608271	10/7/2015	270	659.05	
1082186	1608276	10/7/2015	270	483.20	
1082117	1608223	10/7/2015	270	432.00	
1082201	1608292	10/7/2015	270	425.00	
1082105	152701009 AIRS DE	10/7/2015	270	389.17	
1082143	1608242	10/7/2015	270	280.00	
1082145	1608244	10/7/2015	270	270.00	
1082148	1608247	10/7/2015	270	213.97	
1082205	1608296	10/7/2015	270	141.75	
1082147	1608246	10/7/2015	270	130.00	
1082221	1608312	10/7/2015	270	94.40	
1082218	1608309	10/7/2015	270	90.20	
1082202	1608293	10/7/2015	270	52.30	
1082220	1608311	10/7/2015	270	21.75	
1082203	1608294	10/7/2015	270	8.00	
1082204	1608295	10/7/2015	270	4.00	
1082106	152701010 AIRS DE	10/7/2015	270	2.00	
1081974	152701001	10/7/2015	270		806,000.00
1081975	152701002	10/7/2015	270		9,932,496.82
1082125	152701003	10/7/2015	270		9,788,107.50
1082164	DFA EFT REV10/5 -	10/7/2015	270		18,259.97
1082245	Correct Journal Entr	10/7/2015	270		32,717,635.49
1082657	1608454	10/8/2015	270	156,950,411.79	
1082526	152701002	10/8/2015	270	60,500,000.00	
1082517	153001003	10/8/2015	270	11,000,000.00	
1082552	152701007 AIRS TA	10/8/2015	270	6,770,325.29	
1082570	1608374	10/8/2015	270	414,941.82	
1082597	1608398	10/8/2015	270	259,865.96	
1082571	1608375	10/8/2015	270	102,992.50	

Run Date: 6/30/2016
 Run Time: 2:55:37PM

Demand Account Activity

Start Date: 7/1/2015 End Date: 6/30/2016

Page: 126
 User: 0

Jnl. Entry	Ref #	Trx. Date	Ledger	Debit Amount	Credit Amount
1082663	1608455	10/8/2015	270	96,486.23	
1082668	1608456	10/8/2015	270	75,423.44	
1082698	1608490	10/8/2015	270	71,937.50	
1082602	1608403	10/8/2015	270	70,827.95	
1082553	152701008 AIRS TA	10/8/2015	270	66,575.75	
1082675	1608459	10/8/2015	270	61,708.68	
1082603	1608404	10/8/2015	270	43,710.21	
1082677	1608460	10/8/2015	270	41,271.78	
1082699	1608491	10/8/2015	270	25,996.73	
1082596	1608397	10/8/2015	270	25,718.00	
1082604	1608405	10/8/2015	270	24,593.40	
1082533	1608349	10/8/2015	270	22,035.80	
1082605	1608406	10/8/2015	270	14,318.34	
1082578	1608382	10/8/2015	270	10,651.75	
1082579	1608383	10/8/2015	270	9,945.21	
1082572	1608376	10/8/2015	270	9,431.25	
1082700	1608492	10/8/2015	270	8,298.83	
1082534	1608350	10/8/2015	270	8,109.87	
1082673	1608458	10/8/2015	270	7,589.00	
1082555	152701010 AIRS DE	10/8/2015	270	7,234.48	
1082611	1608412	10/8/2015	270	6,971.22	
1082606	1608407	10/8/2015	270	4,010.17	
1082607	1608408	10/8/2015	270	3,636.50	
1082679	1608461	10/8/2015	270	3,228.75	
1082574	1608378	10/8/2015	270	3,020.00	
1082580	1608384	10/8/2015	270	2,937.50	
1082556	152701011 AIRS DE	10/8/2015	270	2,620.00	
1082618	Back Out Journal Er	10/8/2015	270	2,620.00	
1082627	Correct Journal Entr	10/8/2015	270	2,620.00	
1082608	1608409	10/8/2015	270	2,560.28	
1082609	1608410	10/8/2015	270	2,190.00	
1082601	1608402	10/8/2015	270	1,842.40	
1082531	1608348	10/8/2015	270	1,067.68	
1082525	1608344	10/8/2015	270	892.21	
1082535	1608351	10/8/2015	270	840.00	
1082573	1608377	10/8/2015	270	750.00	
1082576	1608380	10/8/2015	270	592.50	
1082575	1608379	10/8/2015	270	580.00	
1082543	1608359	10/8/2015	270	525.00	
1082610	1608411	10/8/2015	270	480.00	
1082540	1608356	10/8/2015	270	407.00	
1082554	152701009 AIRS DE	10/8/2015	270	396.57	
1082530	1608347	10/8/2015	270	333.89	
1082669	1608457	10/8/2015	270	331.88	
1082522	1608342	10/8/2015	270	331.15	
1082681	1608480	10/8/2015	270	300.00	
1082600	1608401	10/8/2015	270	290.00	
1082541	1608357	10/8/2015	270	225.00	
1082599	1608400	10/8/2015	270	215.50	
1082613	1608414	10/8/2015	270	199.50	
1082598	1608399	10/8/2015	270	183.88	
1082465	1608338	10/8/2015	270	160.00	
1082536	1608352	10/8/2015	270	122.50	
1082577	1608381	10/8/2015	270	90.00	
1082542	1608358	10/8/2015	270	75.00	
1082537	1608353	10/8/2015	270	70.00	

Run Date: 6/30/2016
 Run Time: 2:55:37PM

Demand Account Activity

Start Date: 7/1/2015 End Date: 6/30/2016

Page: 127
 User: 0

Jnl. Entry	Ref #	Trx. Date	Ledger	Debit Amount	Credit Amount
1082538	1608354	10/8/2015	270	47.50	
1082612	1608413	10/8/2015	270	43.68	
1082539	1608355	10/8/2015	270	25.50	
1082524	1608343	10/8/2015	270	24.18	
1082518	1608339	10/8/2015	270	21.68	
1082527	1608345	10/8/2015	270	20.55	
1082520	1608340	10/8/2015	270	19.56	
1082529	1608346	10/8/2015	270	18.42	
1082521	1608341	10/8/2015	270	18.00	
1082581	1608385	10/8/2015	270	14.17	
1082569	1608370	10/8/2015	270	10.90	
1082617	152701006	10/8/2015	270		22,886,127.98
1082523	152701001	10/8/2015	270		612,000.00
1082556	152701011 AIRS D€	10/8/2015	270		2,620.00
1082559	152701003	10/8/2015	270		200,972,179.15
1082618	Back Out Journal Er	10/8/2015	270		2,620.00
1082667	DFA EFT REV 10/8/	10/8/2015	270		585.00
1082671	EFT CC REV10/8/1€	10/8/2015	270		200.17
1082696	152701006	10/8/2015	270		13,000,000.00
1083061	152701008	10/9/2015	270	254,492,354.42	
1082938	152701001	10/9/2015	270	74,875,000.00	
1083012	1608528	10/9/2015	270	16,855,038.70	
1082937	153001003	10/9/2015	270	8,000,000.00	
1083113	152801001	10/9/2015	270	8,000,000.00	
1082996	152701007 AIRS TA	10/9/2015	270	5,089,154.99	
1083048	1608564	10/9/2015	270	4,314,606.27	
1083065	1608575	10/9/2015	270	2,048,231.56	
1082998	152701009 AIRS D€	10/9/2015	270	548,665.41	
1083037	1608554	10/9/2015	270	295,725.29	
1083080	1608589	10/9/2015	270	158,131.42	
1083075	1608584	10/9/2015	270	132,468.65	
1082995	1608516	10/9/2015	270	120,690.99	
1083066	1608576	10/9/2015	270	81,816.31	
1083059	1608572	10/9/2015	270	69,928.73	
1083067	1608577	10/9/2015	270	54,913.00	
1083076	1608585	10/9/2015	270	47,339.35	
1083083	1608592	10/9/2015	270	45,893.48	
1083028	1608541	10/9/2015	270	43,942.18	
1083014	1608530	10/9/2015	270	41,833.46	
1083068	1608578	10/9/2015	270	40,071.01	
1082997	1608517	10/9/2015	270	32,188.13	
1083045	1608561	10/9/2015	270	29,681.73	
1083015	1608531	10/9/2015	270	19,043.84	
1083013	1608529	10/9/2015	270	11,903.41	
1082712	1608511	10/9/2015	270	9,864.75	
1083125	1608645	10/9/2015	270	8,567.08	
1083018	1608534	10/9/2015	270	8,379.80	
1083027	1608540	10/9/2015	270	7,990.00	
1082989	1608512	10/9/2015	270	6,615.64	
1083016	1608532	10/9/2015	270	5,871.48	
1083017	1608533	10/9/2015	270	5,842.13	
1083019	1608535	10/9/2015	270	5,335.00	
1083069	1608579	10/9/2015	270	4,266.13	
1082994	1608515	10/9/2015	270	4,139.10	
1083026	1608539	10/9/2015	270	3,784.64	
1083020	1608536	10/9/2015	270	3,474.20	

Run Date: 6/30/2016
 Run Time: 2:55:37PM

Demand Account Activity

Start Date: 7/1/2015 End Date: 6/30/2016

Page: 128
 User: 0

Jnl. Entry	Ref #	Trx. Date	Ledger	Debit Amount	Credit Amount
1082991	1608513	10/9/2015	270	3,395.71	
1083098	1608599	10/9/2015	270	3,108.50	
1083029	1608542	10/9/2015	270	3,064.00	
1082992	1608514	10/9/2015	270	2,996.28	
1083046	1608562	10/9/2015	270	2,626.04	
1083081	1608590	10/9/2015	270	2,500.00	
1083077	1608586	10/9/2015	270	2,488.00	
1083033	1608546	10/9/2015	270	1,790.00	
1083039	1608556	10/9/2015	270	950.00	
1083078	1608587	10/9/2015	270	735.00	
1083074	1608583	10/9/2015	270	687.06	
1083041	1608557	10/9/2015	270	475.00	
1083031	1608544	10/9/2015	270	444.00	
1083038	1608555	10/9/2015	270	425.00	
1083082	1608591	10/9/2015	270	374.00	
1083060	1608573	10/9/2015	270	352.90	
1082999	1608518	10/9/2015	270	350.00	
1083034	1608547	10/9/2015	270	340.00	
1083087	1608595	10/9/2015	270	339.00	
1083062	1608574	10/9/2015	270	282.50	
1083043	1608559	10/9/2015	270	250.00	
1083030	1608543	10/9/2015	270	240.00	
1083070	1608580	10/9/2015	270	211.13	
1083042	1608558	10/9/2015	270	210.00	
1083044	1608560	10/9/2015	270	210.00	
1083001	1608519	10/9/2015	270	65.48	
1083032	1608545	10/9/2015	270	60.00	
1083079	1608588	10/9/2015	270	56.21	
1083085	1608594	10/9/2015	270	55.42	
1083002	1608520	10/9/2015	270	50.00	
1083099	1608600	10/9/2015	270	41.52	
1083000	152701010 AIRS DE	10/9/2015	270	35.73	
1083035	1608548	10/9/2015	270	17.53	
1083021	1608537	10/9/2015	270	10.57	
1083004	1608521	10/9/2015	270	5.00	
1083084	1608593	10/9/2015	270	4.25	
1082714	DFA EFT REV 10/9/	10/9/2015	270		8,866.28
1082943	152701002	10/9/2015	270		73,032,000.00
1082944	152701003	10/9/2015	270		16,855,038.70
1083058	152701007	10/9/2015	270		285,236,230.31
1083151	153001002	10/12/2015	270	7,000,000.00	
1083399	1608686	10/12/2015	270	1,558,259.52	
1083391	1608697	10/12/2015	270	137,542.38	
1083409	1608703	10/12/2015	270	66,952.35	
1083395	1608699	10/12/2015	270	16,191.72	
1083392	1608682	10/12/2015	270	3,583.00	
1083393	1608698	10/12/2015	270	3,556.55	
1083396	1608684	10/12/2015	270	1,930.00	
1083385	1608676	10/12/2015	270	1,066.40	
1083390	1608681	10/12/2015	270	719.84	
1083386	1608677	10/12/2015	270	562.50	
1083387	1608678	10/12/2015	270	393.75	
1083398	1608685	10/12/2015	270	380.00	
1083388	1608679	10/12/2015	270	294.50	
1083394	1608683	10/12/2015	270	280.00	
1083400	1608687	10/12/2015	270	168.48	

Run Date: 6/30/2016
 Run Time: 2:55:37PM

Demand Account Activity

Page: 129
 User: 0

Start Date: 7/1/2015 End Date: 6/30/2016

Jnl. Entry	Ref #	Trx. Date	Ledger	Debit Amount	Credit Amount
1083414	1608704	10/12/2015	270	110.00	
1083373	1608696	10/12/2015	270	56.68	
1083416	1608705	10/12/2015	270	55.25	
1083389	1608680	10/12/2015	270	50.00	
1083734	152701007 AIRS TA	10/13/2015	270	19,079,922.17	
1083709	152701002	10/13/2015	270	14,899,443.05	
1083657	1608719	10/13/2015	270	13,062,861.15	
1083705	153001005	10/13/2015	270	11,000,000.00	
1083769	1608814	10/13/2015	270	1,400,000.00	
1083723	1608772	10/13/2015	270	1,307,243.97	
1083678	1608743	10/13/2015	270	545,290.45	
1083757	1608794	10/13/2015	270	420,904.45	
1083777	1608815	10/13/2015	270	406,000.00	
1083671	1608723	10/13/2015	270	392,330.51	
1083683	1608747	10/13/2015	270	383,497.00	
1083789	1608823	10/13/2015	270	301,889.91	
1083672	1608724	10/13/2015	270	242,275.84	
1083673	1608725	10/13/2015	270	215,669.86	
1083674	1608726	10/13/2015	270	197,702.65	
1083667	1608720	10/13/2015	270	165,003.00	
1083675	1608727	10/13/2015	270	161,252.21	
1083758	1608795	10/13/2015	270	144,222.50	
1083684	1608748	10/13/2015	270	104,412.98	
1083778	1608816	10/13/2015	270	50,000.00	
1083665	1608738	10/13/2015	270	48,531.01	
1083765	1608801	10/13/2015	270	43,381.70	
1083767	1608803	10/13/2015	270	35,334.00	
1083703	1608764	10/13/2015	270	29,799.80	
1083711	1608765	10/13/2015	270	23,595.47	
1083682	1608746	10/13/2015	270	17,031.52	
1083669	1608721	10/13/2015	270	12,527.39	
1083685	1608749	10/13/2015	270	12,436.80	
1083676	1608728	10/13/2015	270	12,127.47	
1083713	1608766	10/13/2015	270	12,014.70	
1083715	1608767	10/13/2015	270	12,014.68	
1083763	1608799	10/13/2015	270	8,900.00	
1083677	1608729	10/13/2015	270	5,453.47	
1083655	1608730	10/13/2015	270	4,887.50	
1083766	1608802	10/13/2015	270	3,556.70	
1083716	1608768	10/13/2015	270	3,382.44	
1083718	1608769	10/13/2015	270	3,379.55	
1083764	1608800	10/13/2015	270	2,642.50	
1083658	1608731	10/13/2015	270	2,468.25	
1083794	1608824	10/13/2015	270	2,392.00	
1083736	152701008 AIRS DE	10/13/2015	270	2,322.12	
1083670	1608722	10/13/2015	270	1,637.99	
1083784	1608821	10/13/2015	270	1,494.48	
1083759	1608796	10/13/2015	270	1,302.00	
1083686	1608750	10/13/2015	270	1,250.00	
1083659	1608732	10/13/2015	270	1,190.52	
1083719	1608770	10/13/2015	270	780.24	
1083721	1608771	10/13/2015	270	322.68	
1083687	1608751	10/13/2015	270	277.25	
1083660	1608733	10/13/2015	270	259.43	
1083656	1608718	10/13/2015	270	249.51	
1083788	1608822	10/13/2015	270	184.00	

Run Date: 6/30/2016
 Run Time: 2:55:37PM

Demand Account Activity

Start Date: 7/1/2015 End Date: 6/30/2016

Page: 130
 User: 0

Jnl. Entry	Ref #	Trx. Date	Ledger	Debit Amount	Credit Amount
1083680	1608744	10/13/2015	270	66.95	
1083681	1608745	10/13/2015	270	64.94	
1083661	1608734	10/13/2015	270	35.28	
1083662	1608735	10/13/2015	270	16.00	
1083663	1608736	10/13/2015	270	12.00	
1083664	1608737	10/13/2015	270	12.00	
1083666	1608739	10/13/2015	270	11.87	
1083795	1608825	10/13/2015	270	6.00	
1083706	152701001	10/13/2015	270		5,339,890.00
1083756	DFA EFT REV 10-1	10/13/2015	270		2,558.00
1083738	152701005	10/13/2015	270		65,309,260.82
1083776	152701010	10/13/2015	270		3,000,000.00
1084099	1608873	10/14/2015	270	71,898,412.48	
1084096	152701007 AIRS TA	10/14/2015	270	52,819,868.74	
1084070	153001004	10/14/2015	270	8,000,000.00	
1084052	1608845	10/14/2015	270	6,683,013.59	
1084171	1608932	10/14/2015	270	1,449,123.77	
1084172	1608933	10/14/2015	270	1,221,645.59	
1084051	1608844	10/14/2015	270	667,291.50	
1084050	1608843	10/14/2015	270	542,842.50	
1084176	1608948	10/14/2015	270	321,054.15	
1084202	1608964	10/14/2015	270	186,703.00	
1084173	1608934	10/14/2015	270	172,177.10	
1084063	1608856	10/14/2015	270	142,213.32	
1084048	1608841	10/14/2015	270	141,827.04	
1084062	1608855	10/14/2015	270	126,810.19	
1084049	1608842	10/14/2015	270	122,568.29	
1084090	1608868	10/14/2015	270	122,519.40	
1084015	1608840	10/14/2015	270	107,944.00	
1084190	1608952	10/14/2015	270	104,525.45	
1084157	1608946	10/14/2015	270	100,525.00	
1084150	1608914	10/14/2015	270	75,000.00	
1084191	1608953	10/14/2015	270	64,323.98	
1084098	152701008 AIRS TA	10/14/2015	270	61,171.59	
1084124	1608890	10/14/2015	270	23,219.43	
1084207	1608960	10/14/2015	270	21,915.44	
1084179	1608949	10/14/2015	270	19,654.54	
1084059	1608852	10/14/2015	270	17,758.74	
1084100	152701009 AIRS DE	10/14/2015	270	17,691.45	
1084235	1608986	10/14/2015	270	17,504.37	
1084127	1608893	10/14/2015	270	11,315.75	
1084095	1608871	10/14/2015	270	10,222.69	
1084093	1608870	10/14/2015	270	7,978.76	
1083805	1608826	10/14/2015	270	6,866.84	
1084182	1608950	10/14/2015	270	4,933.10	
1084125	1608891	10/14/2015	270	4,794.67	
1084061	1608854	10/14/2015	270	4,273.93	
1084058	1608851	10/14/2015	270	4,083.00	
1084126	1608892	10/14/2015	270	3,954.65	
1084192	1608954	10/14/2015	270	3,734.46	
1084123	1608889	10/14/2015	270	3,464.97	
1084097	1608872	10/14/2015	270	2,709.86	
1084117	1608883	10/14/2015	270	2,674.75	
1084231	1608988	10/14/2015	270	2,271.75	
1084084	1608864	10/14/2015	270	2,220.00	
1084193	1608955	10/14/2015	270	2,186.11	

Run Date: 6/30/2016
 Run Time: 2:55:37PM

Demand Account Activity

Start Date: 7/1/2015 End Date: 6/30/2016

Page: 131
 User: 0

Jnl. Entry	Ref #	Trx. Date	Ledger	Debit Amount	Credit Amount
1084119	1608885	10/14/2015	270	2,010.00	
1084060	1608853	10/14/2015	270	1,869.08	
1084199	1608958	10/14/2015	270	1,665.65	
1084206	1608959	10/14/2015	270	1,075.00	
1084092	1608869	10/14/2015	270	1,051.76	
1084175	1608935	10/14/2015	270	1,006.68	
1084079	1608862	10/14/2015	270	1,005.00	
1084102	152701010 AIRS DE	10/14/2015	270	904.62	
1084177	1608936	10/14/2015	270	501.60	
1084201	1608963	10/14/2015	270	409.50	
1084120	1608886	10/14/2015	270	390.00	
1084081	1608863	10/14/2015	270	375.00	
1084057	1608850	10/14/2015	270	364.00	
1084178	1608937	10/14/2015	270	326.41	
1084056	1608849	10/14/2015	270	320.58	
1084195	1608956	10/14/2015	270	306.06	
1084055	1608848	10/14/2015	270	292.00	
1084077	1608861	10/14/2015	270	278.80	
1084054	1608847	10/14/2015	270	230.00	
1084085	1608865	10/14/2015	270	230.00	
1084121	1608887	10/14/2015	270	220.00	
1084187	1608951	10/14/2015	270	216.00	
1084118	1608884	10/14/2015	270	210.00	
1084174	1608947	10/14/2015	270	156.50	
1084197	1608957	10/14/2015	270	130.29	
1084122	1608888	10/14/2015	270	130.00	
1084086	1608866	10/14/2015	270	100.00	
1084088	1608867	10/14/2015	270	100.00	
1084200	1608962	10/14/2015	270	90.00	
1084053	1608846	10/14/2015	270	50.00	
1084064	1608859	10/14/2015	270	47.50	
1084208	1608961	10/14/2015	270	43.60	
1084074	1608860	10/14/2015	270	17.00	
1084073	152701001	10/14/2015	270		71,898,412.48
1084075	152701002	10/14/2015	270		33,997,000.00
1084108	152701003	10/14/2015	270		10,742,613.53
1084111	8006202	10/14/2015	270		10,522.79
1084115	152701015	10/14/2015	270		28,485,342.17
1085478	1609042	10/15/2015	270	45,436,958.34	
1085451	152701007 AIRS TA	10/15/2015	270	14,357,187.71	
1085432	153001003	10/15/2015	270	12,000,000.00	
1085435	152701001	10/15/2015	270	2,170,000.00	
1084253	1609000	10/15/2015	270	500,000.00	
1085585	1609132	10/15/2015	270	429,000.00	
1085479	1609043	10/15/2015	270	410,277.40	
1085499	1609089	10/15/2015	270	299,090.55	
1085483	1609047	10/15/2015	270	266,399.22	
1085582	1609129	10/15/2015	270	170,067.00	
1085416	1609001	10/15/2015	270	161,576.36	
1085586	1609133	10/15/2015	270	75,000.00	
1085425	1609009	10/15/2015	270	53,661.74	
1085474	1609087	10/15/2015	270	52,500.00	
1085476	1609040	10/15/2015	270	51,813.06	
1085516	1609104	10/15/2015	270	47,752.74	
1085484	1609048	10/15/2015	270	43,424.52	
1085427	1609010	10/15/2015	270	40,262.00	

Run Date: 6/30/2016
 Run Time: 2:55:37PM

Demand Account Activity

Start Date: 7/1/2015 End Date: 6/30/2016

Page: 132
 User: 0

Jnl. Entry	Ref #	Trx. Date	Ledger	Debit Amount	Credit Amount
1085477	1609041	10/15/2015	270	34,094.23	
1085480	1609044	10/15/2015	270	20,183.49	
1085417	1609002	10/15/2015	270	19,766.67	
1085500	1609090	10/15/2015	270	10,004.96	
1085419	1609003	10/15/2015	270	10,000.00	
1085576	1609123	10/15/2015	270	9,390.00	
1085501	1609091	10/15/2015	270	8,239.48	
1085502	1609092	10/15/2015	270	7,910.98	
1085481	1609045	10/15/2015	270	7,705.81	
1085485	1609049	10/15/2015	270	7,002.00	
1085482	1609046	10/15/2015	270	6,667.19	
1085575	1609122	10/15/2015	270	5,544.22	
1085577	1609124	10/15/2015	270	5,360.00	
1085504	1609093	10/15/2015	270	4,853.17	
1085461	1609025	10/15/2015	270	3,222.02	
1085506	1609094	10/15/2015	270	3,023.77	
1085434	1609014	10/15/2015	270	2,784.25	
1085507	1609095	10/15/2015	270	2,180.44	
1085460	1609024	10/15/2015	270	2,132.87	
1085424	1609008	10/15/2015	270	1,982.00	
1085583	1609130	10/15/2015	270	1,937.25	
1085438	1609016	10/15/2015	270	1,395.00	
1085442	1609018	10/15/2015	270	1,086.00	
1085509	1609096	10/15/2015	270	1,073.60	
1085475	1609039	10/15/2015	270	917.20	
1085510	1609097	10/15/2015	270	766.00	
1085498	1609088	10/15/2015	270	730.70	
1085473	1609038	10/15/2015	270	660.00	
1085420	1609004	10/15/2015	270	504.75	
1085421	1609005	10/15/2015	270	420.00	
1085511	1609098	10/15/2015	270	283.00	
1085440	1609017	10/15/2015	270	270.00	
1085512	1609099	10/15/2015	270	270.00	
1085437	1609015	10/15/2015	270	230.00	
1085519	1609105	10/15/2015	270	199.50	
1085444	1609019	10/15/2015	270	140.00	
1085513	1609100	10/15/2015	270	128.00	
1085422	1609006	10/15/2015	270	103.32	
1085572	1609120	10/15/2015	270	68.72	
1085574	1609121	10/15/2015	270	29.10	
1085514	1609101	10/15/2015	270	12.00	
1085423	1609007	10/15/2015	270	8.50	
1085508	1609102	10/15/2015	270	8.00	
1085578	1609125	10/15/2015	270	7.50	
1085584	1609131	10/15/2015	270	7.50	
1085515	1609103	10/15/2015	270	4.00	
1085436	152701002	10/15/2015	270		2,690,000.00
1085452	152701003	10/15/2015	270		40,280,650.51
1085458	8006204	10/15/2015	270		886.90
1085496	152701006	10/15/2015	270		32,282,971.64
1085497	152701015	10/15/2015	270		100,000.00
1085468	152701016	10/15/2015	270		1,000,000.00
1085952	152701007 AIRS TA	10/16/2015	270	114,481,779.98	
1086034	152701005	10/16/2015	270	18,405,694.10	
1085931	1609151	10/16/2015	270	16,261,349.21	
1085938	153001003	10/16/2015	270	9,000,000.00	

Run Date: 6/30/2016
Run Time: 2:55:37PM

Demand Account Activity

Start Date: 7/1/2015 End Date: 6/30/2016

Page: 133
User: 0

Jnl. Entry	Ref #	Trx. Date	Ledger	Debit Amount	Credit Amount
1085932	1609152	10/16/2015	270	6,098,816.97	
1086052	1609246	10/16/2015	270	2,052,331.27	
1085998	1609191	10/16/2015	270	846,549.91	
1085967	1609169	10/16/2015	270	510,163.13	
1085968	1609170	10/16/2015	270	370,743.71	
1086013	1609219	10/16/2015	270	360,133.14	
1085995	1609189	10/16/2015	270	292,137.14	
1086009	1609213	10/16/2015	270	289,903.01	
1085980	1609209	10/16/2015	270	211,314.97	
1085920	1609141	10/16/2015	270	201,724.52	
1086004	1609216	10/16/2015	270	188,486.83	
1085969	1609171	10/16/2015	270	151,889.09	
1085999	1609192	10/16/2015	270	118,555.37	
1085970	1609172	10/16/2015	270	86,961.00	
1086012	1609221	10/16/2015	270	81,217.22	
1085933	1609153	10/16/2015	270	71,983.30	
1086000	1609193	10/16/2015	270	50,590.23	
1085994	1609188	10/16/2015	270	48,498.11	
1086053	1609247	10/16/2015	270	40,311.79	
1085971	1609173	10/16/2015	270	24,195.90	
1085972	1609174	10/16/2015	270	17,203.55	
1086040	1609236	10/16/2015	270	15,179.50	
1085925	1609146	10/16/2015	270	15,032.00	
1086018	1609220	10/16/2015	270	8,340.71	
1085996	1609190	10/16/2015	270	7,804.64	
1085923	1609144	10/16/2015	270	6,708.84	
1086002	1609195	10/16/2015	270	6,237.50	
1086042	1609238	10/16/2015	270	5,615.00	
1085924	1609145	10/16/2015	270	3,955.04	
1085973	1609175	10/16/2015	270	3,488.09	
1086001	1609194	10/16/2015	270	3,230.45	
1086055	1609250	10/16/2015	270	2,200.00	
1085934	1609154	10/16/2015	270	1,632.10	
1085993	1609187	10/16/2015	270	1,296.35	
1086041	1609237	10/16/2015	270	1,220.00	
1086044	1609240	10/16/2015	270	1,183.25	
1085929	1609149	10/16/2015	270	1,175.00	
1086043	1609239	10/16/2015	270	1,060.00	
1086006	1609211	10/16/2015	270	966.00	
1086007	1609212	10/16/2015	270	948.56	
1086016	1609222	10/16/2015	270	742.92	
1085930	1609150	10/16/2015	270	700.00	
1085992	1609186	10/16/2015	270	665.00	
1086026	1609229	10/16/2015	270	610.00	
1085922	1609143	10/16/2015	270	375.00	
1086010	1609214	10/16/2015	270	346.00	
1085926	1609147	10/16/2015	270	250.00	
1085910	1609215	10/16/2015	270	249.91	
1085935	1609155	10/16/2015	270	233.15	
1086045	1609241	10/16/2015	270	180.00	
1085921	1609142	10/16/2015	270	150.00	
1086027	1609230	10/16/2015	270	127.50	
1085927	1609148	10/16/2015	270	120.00	
1085918	1609140	10/16/2015	270	75.00	
1086003	1609210	10/16/2015	270	52.91	
1085936	1609156	10/16/2015	270	42.00	

Run Date: 6/30/2016
 Run Time: 2:55:37PM

Demand Account Activity

Start Date: 7/1/2015 End Date: 6/30/2016

Page: 134
 User: 0

Jnl. Entry	Ref #	Trx. Date	Ledger	Debit Amount	Credit Amount
1085953	152701008 AIRS D€	10/16/2015	270	1.00	
1085954	8006207	10/16/2015	270		35,045.37
1086033	152701004	10/16/2015	270		151,540,291.71
1085940	152701001	10/16/2015	270		557.48
1085941	152701002	10/16/2015	270		1,748,000.00
1085942	152701003	10/16/2015	270		16,261,349.21
1086064	152701017	10/16/2015	270		1,000,000.00
1086082	152701007 AIRS TA	10/19/2015	270	44,478,778.64	
1086071	153001003	10/19/2015	270	24,000,000.00	
1086390	1609297	10/19/2015	270	7,740,514.82	
1086445	1609353	10/19/2015	270	6,519,548.56	
1086392	1609298	10/19/2015	270	2,485,293.48	
1086414	1609327	10/19/2015	270	750,000.00	
1086379	1609295	10/19/2015	270	559,719.70	
1086381	1609305	10/19/2015	270	408,339.82	
1086086	152701008 AIRS TA	10/19/2015	270	165,223.00	
1086380	1609304	10/19/2015	270	117,447.92	
1086411	1609302	10/19/2015	270	107,625.57	
1086383	1609307	10/19/2015	270	90,464.42	
1086440	1609350	10/19/2015	270	78,473.25	
1086091	1609262	10/19/2015	270	56,143.33	
1086385	1609308	10/19/2015	270	54,834.10	
1086097	1609266	10/19/2015	270	51,989.72	
1086439	1609349	10/19/2015	270	39,086.82	
1086386	1609309	10/19/2015	270	28,993.89	
1086399	1609318	10/19/2015	270	26,714.38	
1086384	1609296	10/19/2015	270	19,404.18	
1086412	1609303	10/19/2015	270	17,709.30	
1086089	1609265	10/19/2015	270	16,739.66	
1086099	1609264	10/19/2015	270	15,040.90	
1086403	1609299	10/19/2015	270	13,532.72	
1086080	1609261	10/19/2015	270	10,171.85	
1086087	152701009 AIRS D€	10/19/2015	270	7,098.57	
1086096	1609260	10/19/2015	270	6,251.66	
1086441	1609351	10/19/2015	270	5,453.00	
1086094	1609259	10/19/2015	270	5,246.61	
1086387	1609310	10/19/2015	270	5,096.00	
1086095	1609258	10/19/2015	270	4,740.00	
1086090	1609256	10/19/2015	270	4,380.00	
1086389	1609311	10/19/2015	270	2,810.83	
1086093	1609257	10/19/2015	270	2,563.00	
1086442	1609352	10/19/2015	270	2,494.92	
1086406	1609300	10/19/2015	270	2,397.62	
1086405	1609323	10/19/2015	270	2,105.75	
1086402	1609321	10/19/2015	270	1,925.00	
1086391	1609312	10/19/2015	270	1,571.59	
1086092	1609263	10/19/2015	270	1,538.29	
1086088	152701010 AIRS D€	10/19/2015	270	1,392.97	
1086401	1609320	10/19/2015	270	1,087.80	
1086396	1609315	10/19/2015	270	851.99	
1086394	1609314	10/19/2015	270	692.18	
1086400	1609319	10/19/2015	270	597.50	
1086408	1609325	10/19/2015	270	439.50	
1086404	1609322	10/19/2015	270	370.00	
1086382	1609306	10/19/2015	270	295.06	
1086393	1609313	10/19/2015	270	276.00	

Run Date: 6/30/2016
 Run Time: 2:55:37PM

Demand Account Activity

Page: 135
 User: 0

Start Date: 7/1/2015 End Date: 6/30/2016

Jnl. Entry	Ref #	Trx. Date	Ledger	Debit Amount	Credit Amount
1086409	1609301	10/19/2015	270	182.26	
1086407	1609324	10/19/2015	270	170.00	
1086397	1609316	10/19/2015	270	85.00	
1086410	1609326	10/19/2015	270	70.00	
1086415	1609330	10/19/2015	270	52.32	
1086398	1609317	10/19/2015	270	20.00	
1086367	DFA EFT REV 10/15	10/19/2015	270		4,599.05
1086354	RECEIPT CORR 16	10/19/2015	270		16,191.72
1086419	152701005	10/19/2015	270		21,497,766.94
1086072	152701001	10/19/2015	270		1,463,000.00
1086319	152701002	10/19/2015	270		57,568,784.86
1086435	152701006	10/19/2015	270		8,000,000.00
1086758	152701007 AIRS TA	10/20/2015	270	25,092,515.68	
1086747	153001003	10/20/2015	270	11,000,000.00	
1086823	1609417	10/20/2015	270	1,395,862.06	
1086865	1609463	10/20/2015	270	600,000.00	
1086857	1609456	10/20/2015	270	564,602.30	
1086777	1609381	10/20/2015	270	505,257.00	
1086831	1609432	10/20/2015	270	249,764.59	
1086861	1609460	10/20/2015	270	193,430.27	
1086782	1609382	10/20/2015	270	184,353.44	
1086784	1609383	10/20/2015	270	173,767.75	
1086827	1609420	10/20/2015	270	104,062.32	
1086819	1609428	10/20/2015	270	52,488.24	
1086828	1609421	10/20/2015	270	38,996.81	
1086872	1609472	10/20/2015	270	26,183.90	
1086864	1609462	10/20/2015	270	18,887.48	
1086869	1609474	10/20/2015	270	14,025.00	
1086772	1609384	10/20/2015	270	11,903.32	
1086825	1609418	10/20/2015	270	10,708.20	
1086820	1609416	10/20/2015	270	10,467.60	
1086829	1609422	10/20/2015	270	6,606.99	
1086774	1609385	10/20/2015	270	6,219.14	
1086874	1609475	10/20/2015	270	4,794.25	
1086813	1609414	10/20/2015	270	3,795.68	
1086817	1609415	10/20/2015	270	3,655.69	
1086776	1609386	10/20/2015	270	3,599.94	
1086830	1609431	10/20/2015	270	3,559.00	
1086781	1609388	10/20/2015	270	2,914.00	
1086779	1609387	10/20/2015	270	2,462.11	
1086811	1609423	10/20/2015	270	2,054.00	
1086860	1609459	10/20/2015	270	1,984.75	
1086775	1609390	10/20/2015	270	1,625.00	
1086786	1609394	10/20/2015	270	1,427.00	
1086843	1609470	10/20/2015	270	890.00	
1086873	1609471	10/20/2015	270	850.00	
1086791	1609398	10/20/2015	270	800.00	
1086876	1609473	10/20/2015	270	790.00	
1086821	1609429	10/20/2015	270	757.50	
1086822	1609430	10/20/2015	270	578.70	
1086780	1609392	10/20/2015	270	519.00	
1086832	1609433	10/20/2015	270	422.50	
1086788	1609395	10/20/2015	270	400.00	
1086790	1609397	10/20/2015	270	400.00	
1086814	1609424	10/20/2015	270	364.00	
1086826	1609419	10/20/2015	270	343.38	

Run Date: 6/30/2016
 Run Time: 2:55:37PM

Demand Account Activity

Page: 136
 User: 0

Start Date: 7/1/2015 End Date: 6/30/2016

Jnl. Entry	Ref #	Trx. Date	Ledger	Debit Amount	Credit Amount
1086778	1609391	10/20/2015	270	310.00	
1086759	1609389	10/20/2015	270	240.00	
1086858	1609457	10/20/2015	270	130.00	
1086862	1609461	10/20/2015	270	70.85	
1086785	1609393	10/20/2015	270	60.00	
1086818	1609427	10/20/2015	270	36.00	
1086859	1609458	10/20/2015	270	20.00	
1086815	1609425	10/20/2015	270	12.00	
1086789	1609396	10/20/2015	270	8.50	
1086816	1609426	10/20/2015	270	8.00	
1086797	DFA EFT REV 10-20	10/20/2015	270		14,052.68
1086748	152701001	10/20/2015	270		2,202,000.00
1086763	152701002	10/20/2015	270		10,855,166.73
1086796	152701005	10/20/2015	270		26,963,927.66
1086892	152701002	10/21/2015	270	100,783,000.00	
1087232	152701007 AIRS TA	10/21/2015	270	91,844,200.60	
1086890	153001003	10/21/2015	270	15,000,000.00	
1087217	1609494	10/21/2015	270	13,722,488.63	
1087358	152801001	10/21/2015	270	3,000,000.00	
1087266	1609530	10/21/2015	270	2,669,201.62	
1087356	152301001	10/21/2015	270	2,000,000.00	
1087264	1609528	10/21/2015	270	1,168,009.03	
1087265	1609529	10/21/2015	270	675,147.01	
1087208	1609487	10/21/2015	270	374,811.30	
1087276	1609539	10/21/2015	270	364,417.43	
1087296	1609557	10/21/2015	270	244,142.06	
1087233	152701008 AIRS DE	10/21/2015	270	196,607.61	
1087254	1609561	10/21/2015	270	129,121.65	
1087352	1609612	10/21/2015	270	102,570.72	
1087297	1609558	10/21/2015	270	84,442.50	
1087293	1609554	10/21/2015	270	61,140.00	
1087215	1609492	10/21/2015	270	44,047.00	
1087272	1609536	10/21/2015	270	43,798.85	
1087351	1609611	10/21/2015	270	40,695.05	
1087302	1609562	10/21/2015	270	40,205.20	
1087277	1609540	10/21/2015	270	37,567.10	
1087216	1609493	10/21/2015	270	31,196.01	
1087206	1609486	10/21/2015	270	21,162.27	
1087267	1609531	10/21/2015	270	20,263.75	
1087300	1609569	10/21/2015	270	17,008.87	
1087291	1609552	10/21/2015	270	16,346.95	
1087211	1609489	10/21/2015	270	14,181.53	
1087275	1609538	10/21/2015	270	10,742.60	
1087301	1609570	10/21/2015	270	10,009.01	
1087279	1609541	10/21/2015	270	5,138.50	
1087209	1609488	10/21/2015	270	4,882.50	
1087234	152701009 AIRS DE	10/21/2015	270	4,628.11	
1087271	1609535	10/21/2015	270	4,524.82	
1087268	1609532	10/21/2015	270	3,576.61	
1087304	1609563	10/21/2015	270	3,512.75	
1087354	1609613	10/21/2015	270	3,479.98	
1087285	1609546	10/21/2015	270	2,907.65	
1087282	1609544	10/21/2015	270	2,856.00	
1087280	1609542	10/21/2015	270	2,083.85	
1087283	1609545	10/21/2015	270	1,608.36	
1087349	1609609	10/21/2015	270	1,578.50	

Run Date: 6/30/2016
 Run Time: 2:55:37PM

Demand Account Activity

Page: 137
 User: 0

Start Date: 7/1/2015 End Date: 6/30/2016

Jnl. Entry	Ref #	Trx. Date	Ledger	Debit Amount	Credit Amount
1087345	1609605	10/21/2015	270	1,525.04	
1087308	1609565	10/21/2015	270	1,520.00	
1087281	1609543	10/21/2015	270	1,473.61	
1087212	1609490	10/21/2015	270	1,453.61	
1087218	1609495	10/21/2015	270	1,447.00	
1087298	1609559	10/21/2015	270	1,380.00	
1087292	1609553	10/21/2015	270	798.80	
1087214	1609491	10/21/2015	270	767.00	
1087290	1609551	10/21/2015	270	525.00	
1087273	1609537	10/21/2015	270	444.64	
1087346	1609606	10/21/2015	270	361.50	
1087289	1609550	10/21/2015	270	341.00	
1087307	1609564	10/21/2015	270	290.00	
1087311	1609566	10/21/2015	270	280.00	
1087294	1609555	10/21/2015	270	257.03	
1087313	1609567	10/21/2015	270	193.25	
1087344	1609604	10/21/2015	270	139.20	
1087299	1609560	10/21/2015	270	100.00	
1087269	1609533	10/21/2015	270	89.17	
1087288	1609549	10/21/2015	270	85.17	
1087286	1609548	10/21/2015	270	83.75	
1087342	1609602	10/21/2015	270	72.00	
1087287	1609547	10/21/2015	270	60.00	
1087347	1609607	10/21/2015	270	60.00	
1087295	1609556	10/21/2015	270	36.49	
1087343	1609603	10/21/2015	270	30.00	
1087315	1609568	10/21/2015	270	25.00	
1087270	1609534	10/21/2015	270	20.95	
1087348	1609608	10/21/2015	270	1.00	
1087228	DFA EFT REV 10-2'	10/21/2015	270		280,469.27
1087236	152701004	10/21/2015	270		198,001,441.34
1086891	152701001	10/21/2015	270		3,840,000.00
1086893	152701003	10/21/2015	270		13,722,488.63
1087241	152701010	10/21/2015	270		16,941,161.41
1087394	152701007 AIRS TA	10/22/2015	270	72,884,392.92	
1087782	1609708	10/22/2015	270	67,913,445.18	
1087381	153001003	10/22/2015	270	20,000,000.00	
1087377	1609621	10/22/2015	270	7,973,615.18	
1087802	152301001	10/22/2015	270	7,000,000.00	
1087383	152701001	10/22/2015	270	6,500,000.00	
1087781	1609707	10/22/2015	270	508,121.47	
1087397	152701008 AIRS TA	10/22/2015	270	244,981.35	
1087444	1609729	10/22/2015	270	225,250.90	
1087396	1609622	10/22/2015	270	188,161.74	
1087771	1609700	10/22/2015	270	150,235.05	
1087764	1609693	10/22/2015	270	140,343.65	
1087784	1609710	10/22/2015	270	136,748.00	
1087756	1609685	10/22/2015	270	121,428.57	
1087757	1609686	10/22/2015	270	105,000.00	
1087778	1609704	10/22/2015	270	94,935.39	
1087780	1609706	10/22/2015	270	81,979.31	
1087437	1609657	10/22/2015	270	58,108.05	
1087770	1609699	10/22/2015	270	45,242.54	
1087769	1609698	10/22/2015	270	37,490.52	
1087779	1609705	10/22/2015	270	33,941.13	
1087768	1609697	10/22/2015	270	27,510.07	

Run Date: 6/30/2016
 Run Time: 2:55:37PM

Demand Account Activity

Start Date: 7/1/2015 End Date: 6/30/2016

Page: 138
 User: 0

Jnl. Entry	Ref #	Trx. Date	Ledger	Debit Amount	Credit Amount
1087401	152701009 AIRS D€	10/22/2015	270	18,552.95	
1087442	1609728	10/22/2015	270	16,031.96	
1087766	1609695	10/22/2015	270	13,859.86	
1087432	1609650	10/22/2015	270	9,919.25	
1087810	1609727	10/22/2015	270	9,633.23	
1087439	1609658	10/22/2015	270	8,440.18	
1087758	1609687	10/22/2015	270	7,650.00	
1087407	1609625	10/22/2015	270	7,300.00	
1087410	1609627	10/22/2015	270	6,765.00	
1087446	1609684	10/22/2015	270	5,490.31	
1087772	1609701	10/22/2015	270	5,084.93	
1087759	1609688	10/22/2015	270	4,354.86	
1087797	1609726	10/22/2015	270	3,372.25	
1087434	1609652	10/22/2015	270	3,220.00	
1087412	1609628	10/22/2015	270	2,845.63	
1087435	1609656	10/22/2015	270	2,466.40	
1087403	1609624	10/22/2015	270	2,020.97	
1087765	1609694	10/22/2015	270	1,394.33	
1087411	1609638	10/22/2015	270	1,068.49	
1087398	1609632	10/22/2015	270	980.00	
1087433	1609651	10/22/2015	270	830.00	
1087436	1609653	10/22/2015	270	620.00	
1087375	1609630	10/22/2015	270	613.15	
1087767	1609696	10/22/2015	270	611.85	
1087776	1609703	10/22/2015	270	535.00	
1087405	152701010 AIRS D€	10/22/2015	270	502.07	
1087773	1609702	10/22/2015	270	459.45	
1087438	1609654	10/22/2015	270	431.75	
1087402	1609634	10/22/2015	270	413.14	
1087400	1609633	10/22/2015	270	331.53	
1087395	1609631	10/22/2015	270	329.93	
1087409	1609637	10/22/2015	270	225.00	
1087404	1609635	10/22/2015	270	160.00	
1087763	1609692	10/22/2015	270	157.50	
1087399	1609623	10/22/2015	270	141.30	
1087408	1609626	10/22/2015	270	131.75	
1087415	1609629	10/22/2015	270	114.76	
1087760	1609689	10/22/2015	270	79.75	
1087376	1609655	10/22/2015	270	70.00	
1087783	1609709	10/22/2015	270	56.78	
1087761	1609690	10/22/2015	270	42.00	
1087762	1609691	10/22/2015	270	42.00	
1087406	1609636	10/22/2015	270	25.17	
1087430	DFA EFT REV 10/22	10/22/2015	270		5,436.37
1087413	152701003	10/22/2015	270		154,233,836.98
1087424	152701015	10/22/2015	270		21,948,323.20
1087384	152701002	10/22/2015	270		7,638,000.00
1088178	152701002	10/23/2015	270	186,526,843.71	
1087839	153001003	10/23/2015	270	17,000,000.00	
1088282	Correct Journal Entr	10/23/2015	270	16,420,011.49	
1088317	152801001	10/23/2015	270	12,000,000.00	
1088262	1609823	10/23/2015	270	5,492,414.31	
1088290	1609824	10/23/2015	270	1,490,898.03	
1088291	1609825	10/23/2015	270	1,006,167.34	
1088318	152301001	10/23/2015	270	1,000,000.00	
1088219	1609777	10/23/2015	270	491,768.00	

Run Date: 6/30/2016
 Run Time: 2:55:37PM

Demand Account Activity

Page: 139
 User: 0

Start Date: 7/1/2015 End Date: 6/30/2016

Jnl. Entry	Ref #	Trx. Date	Ledger	Debit Amount	Credit Amount
1088221	1609781	10/23/2015	270	155,171.00	
1088272	1609822	10/23/2015	270	154,691.82	
1087846	1609741	10/23/2015	270	126,929.02	
1088243	1609801	10/23/2015	270	121,597.43	
1088216	1609776	10/23/2015	270	102,857.25	
1087840	152701001	10/23/2015	270	100,000.00	
1088258	1609814	10/23/2015	270	74,416.35	
1088301	1609836	10/23/2015	270	57,701.65	
1088298	1609833	10/23/2015	270	55,942.50	
1087831	1609736	10/23/2015	270	53,899.00	
1088259	1609815	10/23/2015	270	41,359.30	
1088244	1609802	10/23/2015	270	36,862.32	
1088292	1609826	10/23/2015	270	32,806.36	
1088245	1609803	10/23/2015	270	32,112.00	
1088179	1609742	10/23/2015	270	25,198.04	
1088263	1609850	10/23/2015	270	25,167.26	
1088304	1609839	10/23/2015	270	22,901.65	
1088206	1609768	10/23/2015	270	16,739.73	
1088289	Correct Journal Entr	10/23/2015	270	14,396.92	
1088315	1609852	10/23/2015	270	12,500.00	
1088281	1609851	10/23/2015	270	11,180.95	
1088246	1609804	10/23/2015	270	9,371.40	
1088242	1609800	10/23/2015	270	8,839.76	
1087832	1609737	10/23/2015	270	4,130.00	
1088303	1609838	10/23/2015	270	3,599.70	
1088247	1609805	10/23/2015	270	3,391.50	
1088302	1609837	10/23/2015	270	3,372.25	
1088214	1609774	10/23/2015	270	2,834.25	
1088223	1609783	10/23/2015	270	2,691.00	
1088286	Correct Journal Entr	10/23/2015	270	2,344.53	
1088248	1609806	10/23/2015	270	2,050.00	
1088183	1609746	10/23/2015	270	1,677.41	
1088250	1609807	10/23/2015	270	1,666.50	
1088212	1609772	10/23/2015	270	1,151.25	
1088210	1609770	10/23/2015	270	1,045.00	
1088294	1609828	10/23/2015	270	1,016.20	
1088260	1609816	10/23/2015	270	928.75	
1088180	1609743	10/23/2015	270	727.14	
1088284	Correct Journal Entr	10/23/2015	270	578.57	
1088251	1609808	10/23/2015	270	500.00	
1088252	1609809	10/23/2015	270	438.00	
1088261	1609817	10/23/2015	270	317.50	
1088254	1609810	10/23/2015	270	283.00	
1088293	1609827	10/23/2015	270	262.82	
1088255	1609811	10/23/2015	270	243.00	
1088256	1609812	10/23/2015	270	230.00	
1088215	1609775	10/23/2015	270	230.00	
1088209	1609769	10/23/2015	270	229.74	
1088211	1609771	10/23/2015	270	200.00	
1088269	1609821	10/23/2015	270	100.01	
1088182	1609745	10/23/2015	270	100.00	
1088181	1609744	10/23/2015	270	85.00	
1088213	1609773	10/23/2015	270	80.00	
1088257	1609813	10/23/2015	270	62.00	
1088222	1609782	10/23/2015	270	7.67	
1088207	8006216	10/23/2015	270		36,429.08

Run Date: 6/30/2016
 Run Time: 2:55:37PM

Demand Account Activity

Start Date: 7/1/2015 End Date: 6/30/2016

Page: 140
 User: 0

Jnl. Entry	Ref #	Trx. Date	Ledger	Debit Amount	Credit Amount
1088271	152701012	10/23/2015	270		243,431,959.79
1088682	162701010	10/26/2015	270	44,919,978.53	
1088361	162701003	10/26/2015	270	25,000,000.00	
1088363	16270102605AIRS E	10/26/2015	270	12,859,363.73	
1088355	1609871	10/26/2015	270	3,121,878.75	
1088727	1609951	10/26/2015	270	2,452,067.49	
1088764	162701016	10/26/2015	270	2,000,000.00	
1088360	162701002	10/26/2015	270	1,600,000.00	
1088329	1609862	10/26/2015	270	751,962.27	
1088755	1609925	10/26/2015	270	498,146.14	
1088734	1609918	10/26/2015	270	349,795.98	
1088770	1609966	10/26/2015	270	293,387.38	
1088739	1609941	10/26/2015	270	166,335.45	
1088719	1609917	10/26/2015	270	150,160.40	
1088349	1609876	10/26/2015	270	107,790.00	
1088342	1609878	10/26/2015	270	101,909.87	
1088756	1609926	10/26/2015	270	98,928.08	
1088769	1609965	10/26/2015	270	71,740.00	
1088744	1609942	10/26/2015	270	70,000.00	
1088364	16270102606AIRS C	10/26/2015	270	58,103.52	
1088709	1609911	10/26/2015	270	54,145.31	
1088728	1609952	10/26/2015	270	46,248.15	
1088757	1609927	10/26/2015	270	44,999.17	
1088336	1609877	10/26/2015	270	37,930.91	
1088741	1609919	10/26/2015	270	36,789.59	
1088730	1609954	10/26/2015	270	36,281.73	
1088338	1609872	10/26/2015	270	35,501.67	
1088726	1609950	10/26/2015	270	24,474.52	
1088732	1609956	10/26/2015	270	23,711.29	
1088729	1609953	10/26/2015	270	21,088.33	
1088753	1609924	10/26/2015	270	17,095.86	
1088731	1609955	10/26/2015	270	15,567.66	
1088747	1609920	10/26/2015	270	15,375.00	
1088330	1609882	10/26/2015	270	12,379.74	
1088357	1609881	10/26/2015	270	12,059.96	
1088759	1609928	10/26/2015	270	6,622.47	
1088671	16270102609ABC B	10/26/2015	270	6,375.00	
1088761	1609929	10/26/2015	270	5,573.00	
1088607	16270102608IRPCC	10/26/2015	270	5,008.15	
1088749	1609921	10/26/2015	270	4,794.25	
1088768	1609964	10/26/2015	270	4,282.36	
1088353	1609880	10/26/2015	270	3,578.39	
1088720	1609963	10/26/2015	270	3,574.89	
1088339	1609873	10/26/2015	270	3,411.19	
1088347	1609879	10/26/2015	270	3,174.37	
1088745	1609943	10/26/2015	270	3,173.50	
1088762	1609930	10/26/2015	270	3,027.34	
1088603	16270102607IFTA C	10/26/2015	270	2,788.98	
1088337	1609867	10/26/2015	270	1,936.44	
1088340	1609883	10/26/2015	270	1,925.09	
1088343	1609874	10/26/2015	270	1,797.70	
1088718	1609916	10/26/2015	270	1,378.78	
1088344	1609884	10/26/2015	270	1,313.73	
1088721	1609945	10/26/2015	270	1,180.00	
1088725	1609949	10/26/2015	270	1,165.13	
1088348	1609885	10/26/2015	270	1,152.36	

Run Date: 6/30/2016
 Run Time: 2:55:37PM

Demand Account Activity

Page: 141
 User: 0

Start Date: 7/1/2015 End Date: 6/30/2016

Jnl. Entry	Ref #	Trx. Date	Ledger	Debit Amount	Credit Amount
1088331	1609863	10/26/2015	270	1,040.83	
1088717	1609915	10/26/2015	270	954.00	
1088351	1609886	10/26/2015	270	780.20	
1088723	1609947	10/26/2015	270	602.25	
1088750	1609922	10/26/2015	270	540.00	
1088763	1609931	10/26/2015	270	500.00	
1088737	1609939	10/26/2015	270	397.50	
1088345	1609875	10/26/2015	270	387.74	
1088352	1609887	10/26/2015	270	306.57	
1088714	1609912	10/26/2015	270	294.00	
1088341	1609868	10/26/2015	270	273.00	
1088356	1609944	10/26/2015	270	260.00	
1088738	1609940	10/26/2015	270	237.50	
1088722	1609946	10/26/2015	270	230.00	
1088743	1609934	10/26/2015	270	216.08	
1088327	1609860	10/26/2015	270	150.00	
1088346	1609869	10/26/2015	270	150.00	
1088326	1609859	10/26/2015	270	75.00	
1088328	1609861	10/26/2015	270	70.00	
1088350	1609870	10/26/2015	270	67.00	
1088715	1609913	10/26/2015	270	65.00	
1088740	1609932	10/26/2015	270	44.91	
1088724	1609948	10/26/2015	270	40.00	
1088736	1609938	10/26/2015	270	28.00	
1088735	1609937	10/26/2015	270	12.00	
1088751	1609923	10/26/2015	270	12.00	
1088716	1609914	10/26/2015	270	10.00	
1088742	1609933	10/26/2015	270	7.50	
1088733	1609935	10/26/2015	270	4.00	
1088760	1609936	10/26/2015	270	4.00	
1088334	1162701001	10/26/2015	270		65,601,000.00
1088689	DFA EFT REV 10-26	10/26/2015	270		113,070.80
1088711	162701013	10/26/2015	270		29,478,446.77
1089334	152701007 AIRS TA	10/27/2015	270	33,852,627.71	
1089317	153001003	10/27/2015	270	15,000,000.00	
1089467	1610100	10/27/2015	270	7,383,860.27	
1089471	1610101	10/27/2015	270	2,339,178.09	
1089388	1610037	10/27/2015	270	1,344,379.17	
1089465	1610095	10/27/2015	270	1,100,000.00	
1089445	152301002	10/27/2015	270	1,000,000.00	
1089394	1610043	10/27/2015	270	748,000.00	
1089376	1610026	10/27/2015	270	566,817.87	
1089370	1610020	10/27/2015	270	475,066.84	
1089369	1610019	10/27/2015	270	283,251.00	
1089404	1610052	10/27/2015	270	281,010.25	
1089405	1610053	10/27/2015	270	191,795.00	
1089401	1610050	10/27/2015	270	160,844.54	
1089378	1610028	10/27/2015	270	129,024.37	
1089463	1610094	10/27/2015	270	89,471.80	
1089335	152701008 AIRS TA	10/27/2015	270	72,373.10	
1089375	1610025	10/27/2015	270	67,067.84	
1089455	1610090	10/27/2015	270	66,224.86	
1089300	1609979	10/27/2015	270	52,028.59	
1089459	1610092	10/27/2015	270	47,189.01	
1089377	1610027	10/27/2015	270	37,367.61	
1089468	1610096	10/27/2015	270	31,518.00	

Run Date: 6/30/2016
 Run Time: 2:55:37PM

Demand Account Activity

Start Date: 7/1/2015 End Date: 6/30/2016

Page: 142
 User: 0

Jnl. Entry	Ref #	Trx. Date	Ledger	Debit Amount	Credit Amount
1089462	1610099	10/27/2015	270	20,777.34	
1089391	1610040	10/27/2015	270	19,928.65	
1089403	1610051	10/27/2015	270	18,927.17	
1089461	1610093	10/27/2015	270	18,264.00	
1089381	1610031	10/27/2015	270	15,001.05	
1089299	1609978	10/27/2015	270	11,191.74	
1089407	1610055	10/27/2015	270	9,980.85	
1089469	1610102	10/27/2015	270	8,973.78	
1089380	1610030	10/27/2015	270	8,355.41	
1089406	1610054	10/27/2015	270	8,155.31	
1089456	1610091	10/27/2015	270	6,509.44	
1089371	1610021	10/27/2015	270	4,273.93	
1089460	1610098	10/27/2015	270	3,993.75	
1089374	1610024	10/27/2015	270	3,645.44	
1089338	152701009 AIRS DE	10/27/2015	270	3,189.85	
1089379	1610029	10/27/2015	270	2,967.42	
1089382	1610032	10/27/2015	270	2,416.90	
1089301	1609980	10/27/2015	270	2,181.81	
1089398	1610046	10/27/2015	270	1,946.25	
1089400	1610048	10/27/2015	270	1,930.00	
1089373	1610023	10/27/2015	270	1,869.08	
1089392	1610041	10/27/2015	270	1,790.00	
1089297	1609976	10/27/2015	270	1,790.00	
1089389	1610038	10/27/2015	270	1,092.65	
1089395	1610044	10/27/2015	270	495.75	
1089390	1610039	10/27/2015	270	490.00	
1089402	1610049	10/27/2015	270	350.00	
1089474	1610103	10/27/2015	270	310.16	
1089385	1610034	10/27/2015	270	285.00	
1089384	1610033	10/27/2015	270	282.18	
1089393	1610042	10/27/2015	270	200.00	
1089399	1610047	10/27/2015	270	150.00	
1089418	1610097	10/27/2015	270	150.00	
1089372	1610022	10/27/2015	270	145.81	
1089387	1610036	10/27/2015	270	135.50	
1089397	1610045	10/27/2015	270	110.00	
1089386	1610035	10/27/2015	270	84.00	
1089298	1609977	10/27/2015	270	12.75	
1089303	1609981	10/27/2015	270	11.50	
1089341	152701010 AIRS DE	10/27/2015	270	1.00	
1089305	DFA EFT REV 10/27	10/27/2015	270		29,035.41
1089396	DFA EFT SST REV	10/27/2015	270		23,071.89
1089320	152701001	10/27/2015	270		12,557,000.00
1089342	152701005	10/27/2015	270		25,696,065.72
1089345	1527010123	10/27/2015	270		27,213,819.83
1089818	152701007 AIRS TA	10/28/2015	270	42,232,663.44	
1089947	152301001	10/28/2015	270	25,000,000.00	
1089804	1610127	10/28/2015	270	13,282,043.83	
1089491	153001004	10/28/2015	270	10,000,000.00	
1089805	1610117	10/28/2015	270	2,996,401.99	
1089890	1610189	10/28/2015	270	1,016,462.00	
1089885	1610184	10/28/2015	270	652,314.27	
1089881	1610180	10/28/2015	270	249,714.47	
1089869	1610168	10/28/2015	270	229,100.75	
1089889	1610188	10/28/2015	270	131,071.11	
1089801	1610116	10/28/2015	270	130,081.00	

Run Date: 6/30/2016
 Run Time: 2:55:37PM

Demand Account Activity

Page: 143
 User: 0

Start Date: 7/1/2015 End Date: 6/30/2016

Jnl. Entry	Ref #	Trx. Date	Ledger	Debit Amount	Credit Amount
1089896	1610199	10/28/2015	270	104,000.00	
1089819	152701008 AIRS TA	10/28/2015	270	38,974.93	
1089888	1610187	10/28/2015	270	25,964.03	
1089895	1610198	10/28/2015	270	25,006.98	
1089795	1610114	10/28/2015	270	23,859.00	
1089884	1610183	10/28/2015	270	23,772.50	
1089873	1610172	10/28/2015	270	22,920.82	
1089793	1610119	10/28/2015	270	17,771.58	
1089872	1610171	10/28/2015	270	17,523.22	
1089865	1610165	10/28/2015	270	16,794.53	
1089875	1610174	10/28/2015	270	11,944.01	
1089866	1610166	10/28/2015	270	11,362.50	
1089794	1610113	10/28/2015	270	7,860.00	
1089867	1610167	10/28/2015	270	6,834.03	
1089874	1610173	10/28/2015	270	6,577.99	
1089844	1610148	10/28/2015	270	6,470.02	
1089800	1610120	10/28/2015	270	6,205.58	
1089887	1610186	10/28/2015	270	4,000.00	
1089796	1610123	10/28/2015	270	3,878.53	
1089876	1610175	10/28/2015	270	3,873.80	
1089822	152701010 AIRS DE	10/28/2015	270	3,423.43	
1089798	1610115	10/28/2015	270	3,098.00	
1089877	1610176	10/28/2015	270	3,052.00	
1089835	1610142	10/28/2015	270	3,014.00	
1089803	1610121	10/28/2015	270	2,541.25	
1089897	1610200	10/28/2015	270	2,511.25	
1089806	1610122	10/28/2015	270	1,911.00	
1089821	152701009 AIRS DE	10/28/2015	270	1,752.85	
1089838	1610144	10/28/2015	270	1,535.00	
1089802	1610126	10/28/2015	270	980.31	
1089883	1610182	10/28/2015	270	880.25	
1089882	1610181	10/28/2015	270	742.50	
1089841	1610146	10/28/2015	270	642.50	
1089870	1610169	10/28/2015	270	568.74	
1089799	1610125	10/28/2015	270	456.74	
1089878	1610177	10/28/2015	270	391.00	
1089879	1610178	10/28/2015	270	337.73	
1089792	1610118	10/28/2015	270	316.64	
1089839	1610145	10/28/2015	270	280.00	
1089886	1610185	10/28/2015	270	266.20	
1089836	1610143	10/28/2015	270	240.00	
1089880	1610179	10/28/2015	270	142.00	
1089843	1610147	10/28/2015	270	120.00	
1089797	1610124	10/28/2015	270	95.70	
1089904	1610203	10/28/2015	270	34.88	
1089871	1610170	10/28/2015	270	3.72	
1089492	152701001	10/28/2015	270		2,598,000.00
1089493	152701002	10/28/2015	270		13,282,043.83
1089827	152701003	10/28/2015	270		40,064,782.05
1089856	DFA EFT REV 10/28	10/28/2015	270		21,667.10
1089944	152701011	10/28/2015	270		15,838,570.31
1091096	152701003	10/29/2015	270	155,656,026.63	
1091158	1610311	10/29/2015	270	50,668,988.29	
1091194	152801001	10/29/2015	270	10,000,000.00	
1091054	153001004	10/29/2015	270	9,000,000.00	
1091084	152701007 AIRS TA	10/29/2015	270	5,260,667.05	

Run Date: 6/30/2016
 Run Time: 2:55:37PM

Demand Account Activity

Page: 144
 User: 0

Start Date: 7/1/2015 End Date: 6/30/2016

Jnl. Entry	Ref #	Trx. Date	Ledger	Debit Amount	Credit Amount
1091161	1610329	10/29/2015	270	1,458,022.98	
1091043	1610227	10/29/2015	270	1,200,000.00	
1091061	152701002	10/29/2015	270	1,000,000.00	
1091190	152301001	10/29/2015	270	1,000,000.00	
1091055	1610235	10/29/2015	270	565,909.81	
1091121	1610283	10/29/2015	270	558,175.08	
1091044	1610228	10/29/2015	270	500,000.00	
1091156	1610310	10/29/2015	270	454,475.63	
1091118	1610281	10/29/2015	270	394,235.42	
1089959	1610226	10/29/2015	270	175,891.03	
1091045	1610229	10/29/2015	270	161,544.66	
1091115	1610278	10/29/2015	270	147,162.44	
1091164	1610314	10/29/2015	270	144,876.92	
1091119	1610282	10/29/2015	270	137,875.00	
1091128	1610287	10/29/2015	270	109,036.50	
1091184	1610337	10/29/2015	270	102,000.00	
1091046	1610230	10/29/2015	270	81,715.98	
1091085	152701008 AIRS TA	10/29/2015	270	64,528.47	
1091126	1610286	10/29/2015	270	59,397.70	
1091049	1610232	10/29/2015	270	52,751.02	
1091163	1610313	10/29/2015	270	45,958.31	
1091185	1610338	10/29/2015	270	42,000.00	
1091123	1610284	10/29/2015	270	40,355.08	
1091175	1610322	10/29/2015	270	40,042.15	
1091166	1610331	10/29/2015	270	29,830.20	
1091124	1610285	10/29/2015	270	16,352.63	
1091117	1610280	10/29/2015	270	16,166.03	
1091157	1610326	10/29/2015	270	14,121.88	
1091176	1610323	10/29/2015	270	13,032.81	
1091131	1610290	10/29/2015	270	12,795.50	
1091177	1610324	10/29/2015	270	12,305.48	
1091109	1610272	10/29/2015	270	12,026.25	
1091170	1610316	10/29/2015	270	11,758.54	
1091048	1610231	10/29/2015	270	9,561.76	
1091167	1610315	10/29/2015	270	9,314.07	
1091086	152701009 AIRS DE	10/29/2015	270	7,020.76	
1091051	1610233	10/29/2015	270	7,005.08	
1091057	1610236	10/29/2015	270	5,310.00	
1091165	1610330	10/29/2015	270	4,931.51	
1091168	1610317	10/29/2015	270	4,721.25	
1091116	1610279	10/29/2015	270	4,589.83	
1091130	1610289	10/29/2015	270	4,487.78	
1091111	1610274	10/29/2015	270	4,135.00	
1091174	1610321	10/29/2015	270	3,806.66	
1091191	1610342	10/29/2015	270	3,348.00	
1091129	1610288	10/29/2015	270	2,132.33	
1091173	1610320	10/29/2015	270	1,484.95	
1091113	1610276	10/29/2015	270	1,139.50	
1091110	1610273	10/29/2015	270	950.00	
1091159	1610327	10/29/2015	270	916.20	
1091053	1610234	10/29/2015	270	870.57	
1091160	1610328	10/29/2015	270	797.50	
1091112	1610275	10/29/2015	270	770.00	
1091069	1610245	10/29/2015	270	750.00	
1091066	1610242	10/29/2015	270	650.00	
1091169	1610318	10/29/2015	270	537.50	

Run Date: 6/30/2016
 Run Time: 2:55:37PM

Demand Account Activity

Page: 145
 User: 0

Start Date: 7/1/2015 End Date: 6/30/2016

Jnl. Entry	Ref #	Trx. Date	Ledger	Debit Amount	Credit Amount
1091132	1610291	10/29/2015	270	516.80	
1091060	1610238	10/29/2015	270	450.00	
1091067	1610243	10/29/2015	270	420.00	
1091063	1610240	10/29/2015	270	375.00	
1091105	1610268	10/29/2015	270	340.69	
1091071	1610246	10/29/2015	270	210.00	
1091072	1610247	10/29/2015	270	210.00	
1091068	1610244	10/29/2015	270	200.00	
1091114	1610277	10/29/2015	270	140.00	
1091062	1610239	10/29/2015	270	120.00	
1091162	1610312	10/29/2015	270	100.00	
1091074	1610248	10/29/2015	270	100.00	
1091065	1610241	10/29/2015	270	50.00	
1091171	1610319	10/29/2015	270	42.00	
1091188	1610341	10/29/2015	270	40.00	
1091178	1610325	10/29/2015	270	31.96	
1091058	1610237	10/29/2015	270	21.25	
1091104	1610267	10/29/2015	270	16.22	
1090184	DFA EFT REV 10/29/2015	10/29/2015	270		28,180.68
1091125	152701005	10/29/2015	270		261,567,768.76
1091059	152701001	10/29/2015	270		2,057,000.00
1091606	162701013	10/30/2015	270	142,487,767.38	
1091551	162701003	10/30/2015	270	11,000,000.00	
1091678	162701018	10/30/2015	270	4,000,000.00	
1091663	1610468	10/30/2015	270	2,623,789.49	
1091558	16270103004EFT A	10/30/2015	270	1,962,067.45	
1091628	1610434	10/30/2015	270	1,500,000.00	
1091639	1610427	10/30/2015	270	537,640.43	
1091574	1610384	10/30/2015	270	529,408.36	
1091634	1610428	10/30/2015	270	460,000.00	
1091662	1610467	10/30/2015	270	457,919.00	
1091636	1610429	10/30/2015	270	240,000.00	
1091625	1610440	10/30/2015	270	187,436.00	
1091583	1610401	10/30/2015	270	183,596.78	
1091658	1610463	10/30/2015	270	112,438.64	
1091550	162701002	10/30/2015	270	100,000.00	
1091656	1610461	10/30/2015	270	87,016.28	
1091666	1610470	10/30/2015	270	77,417.21	
1091572	1610409	10/30/2015	270	60,100.00	
1091575	1610385	10/30/2015	270	48,169.99	
1091638	1610430	10/30/2015	270	41,000.00	
1091621	1610439	10/30/2015	270	38,690.13	
1091657	1610462	10/30/2015	270	38,407.17	
1091630	1610435	10/30/2015	270	22,927.28	
1091623	1610419	10/30/2015	270	21,574.96	
1091665	1610469	10/30/2015	270	18,360.09	
1091619	1610433	10/30/2015	270	14,455.51	
1091603	1610432	10/30/2015	270	11,406.72	
1091563	16270103006IFTA C	10/30/2015	270	10,140.70	
1091589	1610411	10/30/2015	270	8,509.08	
1091596	1610398	10/30/2015	270	7,707.75	
1091559	16270103005CC All	10/30/2015	270	7,144.63	
1091585	1610410	10/30/2015	270	4,289.00	
1091613	1610417	10/30/2015	270	4,031.03	
1091640	1610431	10/30/2015	270	3,954.66	
1091624	1610420	10/30/2015	270	3,736.15	

Run Date: 6/30/2016
 Run Time: 2:55:37PM

Demand Account Activity

Start Date: 7/1/2015 End Date: 6/30/2016

Page: 146
 User: 0

Jnl. Entry	Ref #	Trx. Date	Ledger	Debit Amount	Credit Amount
1091627	1610421	10/30/2015	270	3,453.25	
1091579	1610387	10/30/2015	270	2,821.27	
1091577	1610386	10/30/2015	270	2,526.00	
1091659	1610464	10/30/2015	270	2,468.03	
1091600	1610408	10/30/2015	270	2,377.00	
1091576	1610389	10/30/2015	270	1,940.00	
1091565	16270103007IRPCC	10/30/2015	270	1,764.13	
1091631	1610423	10/30/2015	270	1,245.00	
1091618	1610438	10/30/2015	270	995.00	
1091599	1610399	10/30/2015	270	895.80	
1091591	1610404	10/30/2015	270	765.60	
1091635	1610425	10/30/2015	270	666.50	
1091588	1610403	10/30/2015	270	625.92	
1091655	1610460	10/30/2015	270	520.00	
1091632	1610436	10/30/2015	270	498.63	
1091617	1610418	10/30/2015	270	373.75	
1091653	1610458	10/30/2015	270	367.66	
1091573	1610388	10/30/2015	270	325.00	
1091587	1610394	10/30/2015	270	293.00	
1091578	1610390	10/30/2015	270	279.30	
1091629	1610422	10/30/2015	270	270.00	
1091651	1610456	10/30/2015	270	270.00	
1091633	1610424	10/30/2015	270	240.00	
1091584	1610393	10/30/2015	270	239.00	
1091661	1610466	10/30/2015	270	230.95	
1091594	1610405	10/30/2015	270	225.00	
1091671	1610475	10/30/2015	270	225.00	
1091197	1610400	10/30/2015	270	215.00	
1091581	1610392	10/30/2015	270	157.50	
1091592	1610396	10/30/2015	270	146.00	
1091604	1610414	10/30/2015	270	137.84	
1091593	1610412	10/30/2015	270	125.52	
1091597	1610406	10/30/2015	270	125.00	
1091598	1610407	10/30/2015	270	120.00	
1091654	1610459	10/30/2015	270	116.23	
1091601	1610413	10/30/2015	270	110.58	
1091586	1610402	10/30/2015	270	105.60	
1091637	1610426	10/30/2015	270	90.00	
1091615	1610437	10/30/2015	270	84.00	
1091660	1610465	10/30/2015	270	82.93	
1091580	1610391	10/30/2015	270	78.26	
1091672	1610473	10/30/2015	270	75.00	
1091644	1610476	10/30/2015	270	75.00	
1091607	1610474	10/30/2015	270	70.00	
1091590	1610395	10/30/2015	270	16.00	
1091652	1610457	10/30/2015	270	4.25	
1091595	1610397	10/30/2015	270	4.00	
1091545	162701001	10/30/2015	270		1,058,498.63
1091626	162701017	10/30/2015	270		155,914,640.46
1091680	Back Out Journal Er	10/30/2015	270		4,000,000.00
1091681	1602701019	10/30/2015	270		6,000,000.00
1091728	152701001	11/2/2015	270	36,325,967.00	
1091727	153001003	11/2/2015	270	13,000,000.00	
1091826	152601001	11/2/2015	270	7,000,000.00	
1091828	152801001	11/2/2015	270	7,000,000.00	
1091808	1610567	11/2/2015	270	3,728,912.56	

Run Date: 6/30/2016
 Run Time: 2:55:37PM

Demand Account Activity

Start Date: 7/1/2015 End Date: 6/30/2016

Page: 147
 User: 0

Jnl. Entry	Ref #	Trx. Date	Ledger	Debit Amount	Credit Amount
1091799	1610558	11/2/2015	270	3,029,000.00	
1091827	152301001	11/2/2015	270	1,000,000.00	
1091751	1610515	11/2/2015	270	681,798.69	
1091757	1610520	11/2/2015	270	446,528.02	
1091782	1610541	11/2/2015	270	435,980.99	
1091783	1610542	11/2/2015	270	239,561.33	
1091784	1610543	11/2/2015	270	181,156.43	
1091812	1610570	11/2/2015	270	115,629.00	
1091807	1610566	11/2/2015	270	57,830.85	
1091724	1610500	11/2/2015	270	50,395.56	
1091814	1610572	11/2/2015	270	47,213.10	
1091772	1610532	11/2/2015	270	33,317.95	
1091771	1610573	11/2/2015	270	30,094.35	
1091813	1610571	11/2/2015	270	22,487.22	
1091731	1610501	11/2/2015	270	20,700.00	
1091746	1610514	11/2/2015	270	14,835.23	
1091806	1610565	11/2/2015	270	14,148.64	
1091788	1610547	11/2/2015	270	10,006.41	
1091791	1610550	11/2/2015	270	6,262.00	
1091810	1610568	11/2/2015	270	5,275.75	
1091737	1610581	11/2/2015	270	4,711.25	
1091792	1610551	11/2/2015	270	3,930.00	
1091785	1610544	11/2/2015	270	3,697.14	
1091752	1610516	11/2/2015	270	2,462.96	
1091753	1610517	11/2/2015	270	2,442.49	
1091732	1610502	11/2/2015	270	2,321.00	
1091786	1610545	11/2/2015	270	1,694.42	
1091774	1610534	11/2/2015	270	1,085.95	
1091821	1610579	11/2/2015	270	747.86	
1091787	1610546	11/2/2015	270	623.00	
1091811	1610569	11/2/2015	270	506.16	
1091755	1610519	11/2/2015	270	444.50	
1091773	1610533	11/2/2015	270	420.00	
1091754	1610518	11/2/2015	270	365.19	
1091789	1610548	11/2/2015	270	302.71	
1091760	1610521	11/2/2015	270	300.00	
1091793	1610552	11/2/2015	270	298.58	
1091794	1610553	11/2/2015	270	255.00	
1091800	1610559	11/2/2015	270	182.50	
1091762	1610522	11/2/2015	270	150.00	
1091795	1610554	11/2/2015	270	146.00	
1091824	1610582	11/2/2015	270	46.33	
1091796	1610555	11/2/2015	270	39.00	
1091780	1610540	11/2/2015	270	31.32	
1091790	1610549	11/2/2015	270	24.81	
1091823	1610580	11/2/2015	270	17.44	
1091797	1610556	11/2/2015	270	4.00	
1091798	1610557	11/2/2015	270	4.00	
1091729	152701002	11/2/2015	270		19,439,446.00
1091730	152701003	11/2/2015	270		26,725,200.01
1091764	152701006	11/2/2015	270		27,619,528.42
1092487	152601101	11/3/2015	270	11,000,000.00	
1092402	152701107 AIRS TA	11/3/2015	270	7,493,642.14	
1092393	153001106	11/3/2015	270	6,000,000.00	
1092463	1610663	11/3/2015	270	5,466,802.04	
1092380	1610601	11/3/2015	270	554,237.13	

Run Date: 6/30/2016
 Run Time: 2:55:37PM

Demand Account Activity

Start Date: 7/1/2015 End Date: 6/30/2016

Page: 148
 User: 0

Jnl. Entry	Ref #	Trx. Date	Ledger	Debit Amount	Credit Amount
1092377	1610598	11/3/2015	270	402,780.00	
1092379	1610600	11/3/2015	270	382,759.32	
1092404	152701109 AIRS D€	11/3/2015	270	121,500.19	
1092395	1610620	11/3/2015	270	112,490.00	
1092371	1610595	11/3/2015	270	88,743.00	
1092375	1610596	11/3/2015	270	85,304.14	
1092462	1610662	11/3/2015	270	81,436.80	
1092449	1610645	11/3/2015	270	74,597.70	
1092428	1610664	11/3/2015	270	61,796.25	
1092494	1610686	11/3/2015	270	61,036.90	
1092484	1610680	11/3/2015	270	57,399.78	
1092464	1610665	11/3/2015	270	53,344.00	
1092438	1610634	11/3/2015	270	49,309.95	
1092403	152701108 AIRS TA	11/3/2015	270	35,661.79	
1092378	1610599	11/3/2015	270	35,103.33	
1092437	1610633	11/3/2015	270	30,198.45	
1092465	1610666	11/3/2015	270	25,902.07	
1092439	1610635	11/3/2015	270	19,549.20	
1092408	1610610	11/3/2015	270	16,115.17	
1092503	1610701	11/3/2015	270	13,611.81	
1092489	1610685	11/3/2015	270	11,332.36	
1092376	1610597	11/3/2015	270	9,710.69	
1092405	152701110 AIRS D€	11/3/2015	270	8,980.31	
1092491	1610688	11/3/2015	270	4,820.00	
1092476	1610684	11/3/2015	270	3,770.03	
1092501	1610702	11/3/2015	270	3,379.38	
1092412	1610613	11/3/2015	270	3,303.25	
1092440	1610636	11/3/2015	270	3,154.51	
1092441	1610637	11/3/2015	270	2,520.00	
1092500	1610699	11/3/2015	270	2,454.40	
1092419	1610621	11/3/2015	270	2,285.50	
1092490	1610682	11/3/2015	270	2,269.07	
1092493	1610689	11/3/2015	270	2,097.87	
1092414	1610615	11/3/2015	270	1,860.00	
1092442	1610638	11/3/2015	270	1,796.09	
1092382	1610602	11/3/2015	270	1,794.50	
1092418	1610623	11/3/2015	270	1,423.50	
1092411	1610612	11/3/2015	270	1,345.70	
1092502	1610695	11/3/2015	270	1,227.00	
1092407	1610700	11/3/2015	270	1,124.00	
1092423	1610625	11/3/2015	270	845.00	
1092488	1610681	11/3/2015	270	741.86	
1092416	1610617	11/3/2015	270	699.50	
1092410	1610611	11/3/2015	270	652.50	
1092492	1610683	11/3/2015	270	537.50	
1092443	1610639	11/3/2015	270	535.00	
1092444	1610640	11/3/2015	270	421.68	
1092415	1610616	11/3/2015	270	360.00	
1092448	1610644	11/3/2015	270	324.91	
1092496	1610694	11/3/2015	270	322.40	
1092466	1610667	11/3/2015	270	311.94	
1092445	1610641	11/3/2015	270	304.00	
1092468	1610668	11/3/2015	270	290.76	
1092413	1610614	11/3/2015	270	270.00	
1092446	1610642	11/3/2015	270	263.09	
1092420	1610622	11/3/2015	270	180.00	

Run Date: 6/30/2016
 Run Time: 2:55:37PM

Demand Account Activity

Start Date: 7/1/2015 End Date: 6/30/2016

Page: 149
 User: 0

Jnl. Entry	Ref #	Trx. Date	Ledger	Debit Amount	Credit Amount
1092424	1610626	11/3/2015	270	160.00	
1092508	1610698	11/3/2015	270	88.00	
1092421	1610624	11/3/2015	270	80.00	
1092473	1610687	11/3/2015	270	74.39	
1092417	1610618	11/3/2015	270	60.00	
1092504	1610696	11/3/2015	270	55.25	
1092506	1610697	11/3/2015	270	12.00	
1092447	1610643	11/3/2015	270	4.00	
1092381	DFA EFT REV 11/3/	11/3/2015	270		38,282.49
1092397	152701101	11/3/2015	270		15,000,000.00
1092406	152701102	11/3/2015	270		16,960,480.64
1092519	152701107 AIRS TA	11/4/2015	270	14,068,927.77	
1092511	153001103	11/4/2015	270	8,000,000.00	
1092937	Correct Journal Entr	11/4/2015	270	5,000,000.00	
1092815	154721101	11/4/2015	270	4,746,442.94	
1092924	152801101	11/4/2015	270	3,000,000.00	
1092927	1610805	11/4/2015	270	2,787,129.18	
1092935	1610815	11/4/2015	270	1,231,747.34	
1092842	1610771	11/4/2015	270	978,472.74	
1092880	1610772	11/4/2015	270	936,438.94	
1092887	1610773	11/4/2015	270	216,618.70	
1092922	1610808	11/4/2015	270	215,018.23	
1092823	1610715	11/4/2015	270	188,208.27	
1092888	1610774	11/4/2015	270	153,179.24	
1092530	1610709	11/4/2015	270	90,925.83	
1092818	1610710	11/4/2015	270	55,843.81	
1092822	1610714	11/4/2015	270	38,187.85	
1092521	152701109 AIRS D€	11/4/2015	270	30,885.31	
1092520	152701108 AIRS TA	11/4/2015	270	17,923.17	
1092522	152701110 AIRS D€	11/4/2015	270	15,615.98	
1092845	1610735	11/4/2015	270	11,883.83	
1092867	1610756	11/4/2015	270	9,770.87	
1092846	1610736	11/4/2015	270	8,619.84	
1092931	1610814	11/4/2015	270	8,279.00	
1092819	1610711	11/4/2015	270	7,736.39	
1092928	1610809	11/4/2015	270	7,481.56	
1092847	1610737	11/4/2015	270	5,716.00	
1092834	1610724	11/4/2015	270	5,510.00	
1092820	1610712	11/4/2015	270	4,689.90	
1092921	1610812	11/4/2015	270	4,282.36	
1092529	1610708	11/4/2015	270	4,048.00	
1092930	1610813	11/4/2015	270	3,574.89	
1092853	1610743	11/4/2015	270	2,574.75	
1092836	1610725	11/4/2015	270	2,420.00	
1092839	1610807	11/4/2015	270	2,009.75	
1092821	1610713	11/4/2015	270	1,799.66	
1092848	1610738	11/4/2015	270	1,672.50	
1092843	1610733	11/4/2015	270	1,599.23	
1092855	1610745	11/4/2015	270	1,205.00	
1092849	1610739	11/4/2015	270	1,197.41	
1092932	1610810	11/4/2015	270	1,185.75	
1092865	1610754	11/4/2015	270	868.70	
1092850	1610740	11/4/2015	270	833.49	
1092528	1610707	11/4/2015	270	750.00	
1092857	1610747	11/4/2015	270	533.50	
1092851	1610741	11/4/2015	270	505.00	

Run Date: 6/30/2016
 Run Time: 2:55:37PM

Demand Account Activity

Page: 150
 User: 0

Start Date: 7/1/2015 End Date: 6/30/2016

Jnl. Entry	Ref #	Trx. Date	Ledger	Debit Amount	Credit Amount
1092929	1610806	11/4/2015	270	503.89	
1092866	1610755	11/4/2015	270	452.50	
1092852	1610742	11/4/2015	270	348.00	
1092889	1610775	11/4/2015	270	339.70	
1092923	1610804	11/4/2015	270	321.25	
1092527	1610706	11/4/2015	270	290.00	
1092856	1610746	11/4/2015	270	220.00	
1092854	1610744	11/4/2015	270	210.00	
1092824	1610716	11/4/2015	270	130.00	
1092934	1610811	11/4/2015	270	84.00	
1092859	1610748	11/4/2015	270	70.00	
1092890	1610776	11/4/2015	270	52.91	
1092860	1610749	11/4/2015	270	20.00	
1092825	1610717	11/4/2015	270	17.00	
1092844	1610734	11/4/2015	270	4.79	
1092832	DFA EFT REV 11/4/	11/4/2015	270		2,367.68
1092878	152701104	11/4/2015	270		18,659,104.21
1092512	152701101	11/4/2015	270		1,000,000.00
1092816	152701102	11/4/2015	270		17,927,863.10
1092933	152701115	11/4/2015	270		1,231,747.34
1092936	Back Out Journal Er	11/4/2015	270		3,000,000.00
1093282	1610870	11/5/2015	270	49,562,826.89	
1093377	Back Out Journal Er	11/5/2015	270	18,000,000.00	
1092955	153001103	11/5/2015	270	9,000,000.00	
1092957	153001101	11/5/2015	270	6,000,000.00	
1092967	152701107 AIRS TA	11/5/2015	270	5,721,399.14	
1093260	152701102	11/5/2015	270	5,113,812.10	
1093370	1610940	11/5/2015	270	2,729,000.00	
1093283	1610871	11/5/2015	270	249,948.70	
1093271	1610862	11/5/2015	270	168,796.35	
1093245	1610840	11/5/2015	270	148,371.83	
1092968	152701108 AIRS DE	11/5/2015	270	111,128.36	
1093289	1610877	11/5/2015	270	90,731.00	
1093274	1610863	11/5/2015	270	62,587.50	
1093241	1610836	11/5/2015	270	61,633.29	
1093285	1610873	11/5/2015	270	57,704.91	
1093259	1610854	11/5/2015	270	51,320.05	
1093255	1610850	11/5/2015	270	50,443.37	
1093286	1610874	11/5/2015	270	46,208.00	
1093298	1610886	11/5/2015	270	32,153.81	
1093376	1610947	11/5/2015	270	27,833.60	
1093246	1610841	11/5/2015	270	25,794.13	
1093284	1610872	11/5/2015	270	20,947.15	
1093371	1610941	11/5/2015	270	16,858.34	
1093247	1610842	11/5/2015	270	16,556.44	
1093248	1610843	11/5/2015	270	12,195.98	
1093327	1610913	11/5/2015	270	11,500.00	
1093249	1610844	11/5/2015	270	11,196.35	
1093318	1610905	11/5/2015	270	10,827.50	
1092969	152701109 AIRS DE	11/5/2015	270	9,801.95	
1093250	1610845	11/5/2015	270	9,118.61	
1093251	1610846	11/5/2015	270	7,694.50	
1093252	1610847	11/5/2015	270	5,227.40	
1093253	1610848	11/5/2015	270	4,799.19	
1093242	1610837	11/5/2015	270	3,717.46	
1093240	1610835	11/5/2015	270	3,558.17	

Run Date: 6/30/2016
 Run Time: 2:55:37PM

Demand Account Activity

Start Date: 7/1/2015 End Date: 6/30/2016

Page: 151
 User: 0

Jnl. Entry	Ref #	Trx. Date	Ledger	Debit Amount	Credit Amount
1093321	1610907	11/5/2015	270	3,370.00	
1093290	1610878	11/5/2015	270	3,168.46	
1093372	1610942	11/5/2015	270	2,764.30	
1093254	1610849	11/5/2015	270	2,637.51	
1093238	1610833	11/5/2015	270	2,307.00	
1093275	1610864	11/5/2015	270	2,062.50	
1093326	1610912	11/5/2015	270	1,833.72	
1093323	1610909	11/5/2015	270	1,326.25	
1093303	1610891	11/5/2015	270	1,074.25	
1093243	1610838	11/5/2015	270	995.14	
1093236	1610861	11/5/2015	270	986.30	
1093320	1610906	11/5/2015	270	900.00	
1093257	1610852	11/5/2015	270	760.00	
1093276	1610865	11/5/2015	270	750.00	
1093244	1610839	11/5/2015	270	729.47	
1093322	1610908	11/5/2015	270	650.00	
1093258	1610853	11/5/2015	270	540.00	
1093239	1610834	11/5/2015	270	420.00	
1093287	1610875	11/5/2015	270	356.58	
1093328	1610914	11/5/2015	270	325.00	
1093297	1610885	11/5/2015	270	320.00	
1093256	1610851	11/5/2015	270	315.10	
1093330	1610916	11/5/2015	270	279.00	
1093291	1610879	11/5/2015	270	263.17	
1093324	1610910	11/5/2015	270	190.00	
1093235	1610831	11/5/2015	270	177.50	
1093369	1610939	11/5/2015	270	150.00	
1093375	1610944	11/5/2015	270	150.00	
1093329	1610915	11/5/2015	270	93.78	
1093288	1610876	11/5/2015	270	86.51	
1093355	1610938	11/5/2015	270	75.00	
1093373	1610943	11/5/2015	270	75.00	
1093325	1610911	11/5/2015	270	46.55	
1093237	1610832	11/5/2015	270	12.75	
1093278	8006230	11/5/2015	270		5,834.51
1093262	152701103	11/5/2015	270		29,930,871.41
1093319	152701115	11/5/2015	270		31,702,850.46
1093374	152701116	11/5/2015	270		18,000,000.00
1093378	Correct Journal Entr	11/5/2015	270		18,000,000.00
1093666	152701101	11/6/2015	270	96,251,891.09	
1093719	Correct Journal Entr	11/6/2015	270	96,251,891.09	
1093723	Correct Journal Entr	11/6/2015	270	96,251,891.08	
1093641	153001104	11/6/2015	270	19,000,000.00	
1093662	152701107 AIRS TA	11/6/2015	270	5,032,462.12	
1093711	1611019	11/6/2015	270	1,616,280.63	
1093635	1611018	11/6/2015	270	1,239,992.27	
1093752	152701101	11/6/2015	270	916,031.83	
1093740	152701104	11/6/2015	270	649,494.61	
1093628	1610966	11/6/2015	270	191,400.00	
1093676	1610987	11/6/2015	270	174,000.00	
1093669	1610983	11/6/2015	270	154,261.34	
1093686	1610997	11/6/2015	270	120,291.26	
1093630	1610967	11/6/2015	270	110,400.00	
1093700	1611010	11/6/2015	270	94,414.61	
1093633	1610969	11/6/2015	270	56,931.39	
1093712	1611020	11/6/2015	270	46,867.45	

Run Date: 6/30/2016
 Run Time: 2:55:37PM

Demand Account Activity

Start Date: 7/1/2015 End Date: 6/30/2016

Page: 152
 User: 0

Jnl. Entry	Ref #	Trx. Date	Ledger	Debit Amount	Credit Amount
1093629	1610959	11/6/2015	270	41,000.00	
1093631	1610960	11/6/2015	270	28,600.00	
1093674	1610986	11/6/2015	270	27,977.63	
1093664	152701109 AIRS DE	11/6/2015	270	27,409.69	
1093687	1610998	11/6/2015	270	24,525.97	
1093701	1611025	11/6/2015	270	13,355.88	
1093746	1611044	11/6/2015	270	10,740.00	
1093753	1611051	11/6/2015	270	10,569.35	
1093634	1610961	11/6/2015	270	8,000.00	
1093748	1611049	11/6/2015	270	7,796.56	
1093663	152701108 AIRS TA	11/6/2015	270	7,667.38	
1093742	1611042	11/6/2015	270	6,480.75	
1093636	1610962	11/6/2015	270	6,000.00	
1093685	1610996	11/6/2015	270	5,189.85	
1093714	1611021	11/6/2015	270	5,167.50	
1093738	1611040	11/6/2015	270	4,845.00	
1093750	1611046	11/6/2015	270	4,680.00	
1093624	1610963	11/6/2015	270	4,650.00	
1093678	1610989	11/6/2015	270	4,400.75	
1093715	1611022	11/6/2015	270	2,230.07	
1093728	1611023	11/6/2015	270	2,196.76	
1093632	1610968	11/6/2015	270	2,103.08	
1093741	1611041	11/6/2015	270	1,969.84	
1093680	1610991	11/6/2015	270	1,765.00	
1093625	1610964	11/6/2015	270	1,600.00	
1093626	1610965	11/6/2015	270	1,550.00	
1093744	1611047	11/6/2015	270	891.00	
1093672	1610985	11/6/2015	270	807.65	
1093684	1610995	11/6/2015	270	602.91	
1093745	1611043	11/6/2015	270	500.00	
1093749	1611045	11/6/2015	270	475.00	
1093747	1611048	11/6/2015	270	400.00	
1093679	1610990	11/6/2015	270	370.00	
1093681	1610992	11/6/2015	270	350.00	
1093682	1610993	11/6/2015	270	347.25	
1093671	1610984	11/6/2015	270	292.50	
1093677	1610988	11/6/2015	270	86.55	
1093683	1610994	11/6/2015	270	70.00	
1093751	1611050	11/6/2015	270	31.72	
1093386	1610957	11/6/2015	270	20.00	
1093627	1610958	11/6/2015	270	16.00	
1093665	8006231	11/6/2015	270		12,796.67
1093675	152701104	11/6/2015	270		111,273,772.56
1093713	Back Out Journal Er	11/6/2015	270		96,251,891.09
1093720	Back Out Journal Er	11/6/2015	270		96,251,891.09
1093756	152701106	11/6/2015	270		14,000,000.00
1094096	Back Out Journal Er	11/9/2015	270	74,245,000.00	
1094008	152701102	11/9/2015	270	71,725,000.00	
1094098	152701104	11/9/2015	270	12,909,682.78	
1094021	152701107 AIRS TA	11/9/2015	270	7,301,112.92	
1094005	153001103	11/9/2015	270	6,000,000.00	
1094042	1611111	11/9/2015	270	5,906,987.18	
1094132	152301101	11/9/2015	270	1,000,000.00	
1094125	1611173	11/9/2015	270	828,982.07	
1094081	1611133	11/9/2015	270	588,219.18	
1094073	1611130	11/9/2015	270	475,066.84	

Run Date: 6/30/2016
 Run Time: 2:55:37PM

Demand Account Activity

Page: 153
 User: 0

Start Date: 7/1/2015 End Date: 6/30/2016

Jnl. Entry	Ref #	Trx. Date	Ledger	Debit Amount	Credit Amount
1094088	1611137	11/9/2015	270	408,601.06	
1094047	1611110	11/9/2015	270	364,894.63	
1094127	1611183	11/9/2015	270	334,676.52	
1094086	1611136	11/9/2015	270	268,842.50	
1094046	1611109	11/9/2015	270	206,159.17	
1094085	1611152	11/9/2015	270	118,515.96	
1094082	1611134	11/9/2015	270	115,624.37	
1094069	1611143	11/9/2015	270	68,936.77	
1094050	1611114	11/9/2015	270	63,914.85	
1094067	1611142	11/9/2015	270	58,871.31	
1094044	1611108	11/9/2015	270	58,737.31	
1093992	1611081	11/9/2015	270	45,735.05	
1093999	1611085	11/9/2015	270	40,154.00	
1094022	152701108 AIRS TA	11/9/2015	270	34,255.63	
1094093	1611141	11/9/2015	270	19,933.09	
1094079	1611132	11/9/2015	270	17,627.45	
1094077	1611131	11/9/2015	270	17,157.46	
1094084	1611135	11/9/2015	270	16,090.11	
1094051	1611115	11/9/2015	270	16,075.89	
1094013	1611090	11/9/2015	270	12,183.39	
1094026	1611091	11/9/2015	270	10,130.62	
1094083	1611151	11/9/2015	270	9,412.65	
1094053	1611127	11/9/2015	270	8,607.00	
1094071	1611129	11/9/2015	270	4,273.93	
1094092	1611140	11/9/2015	270	3,740.33	
1094031	1611095	11/9/2015	270	3,064.00	
1093994	1611082	11/9/2015	270	2,996.38	
1094043	1611107	11/9/2015	270	2,757.99	
1094090	1611138	11/9/2015	270	2,534.99	
1094123	1611172	11/9/2015	270	2,511.25	
1094023	152701109 AIRS DE	11/9/2015	270	2,471.29	
1094070	1611144	11/9/2015	270	2,385.00	
1	1611083	11/9/2015	270	2,181.81	
1094091	1611139	11/9/2015	270	1,869.08	
1094034	1611097	11/9/2015	270	1,575.00	
1094129	1611175	11/9/2015	270	1,458.95	
1094048	1611112	11/9/2015	270	1,293.83	
1094080	1611150	11/9/2015	270	1,028.75	
1093769	1611067	11/9/2015	270	856.48	
1093996	1611084	11/9/2015	270	840.00	
1094027	1611092	11/9/2015	270	795.00	
1094001	1611076	11/9/2015	270	740.10	
1093985	1611077	11/9/2015	270	470.00	
1094028	1611093	11/9/2015	270	428.75	
1093998	1611074	11/9/2015	270	355.90	
1094078	1611149	11/9/2015	270	345.00	
1093986	1611068	11/9/2015	270	329.36	
1094033	1611098	11/9/2015	270	300.00	
1093997	1611073	11/9/2015	270	300.00	
1094000	1611075	11/9/2015	270	260.00	
1094032	1611096	11/9/2015	270	240.00	
1094072	1611145	11/9/2015	270	234.00	
1094074	1611146	11/9/2015	270	230.67	
1093995	1611072	11/9/2015	270	225.00	
1094049	1611113	11/9/2015	270	221.26	
1094068	1611128	11/9/2015	270	199.50	

Run Date: 6/30/2016
 Run Time: 2:55:37PM

Demand Account Activity

Start Date: 7/1/2015 End Date: 6/30/2016

Page: 154
 User: 0

Jnl. Entry	Ref #	Trx. Date	Ledger	Debit Amount	Credit Amount
1094075	1611147	11/9/2015	270	193.00	
1093987	1611078	11/9/2015	270	145.00	
1093990	1611080	11/9/2015	270	75.00	
1094029	1611094	11/9/2015	270	60.00	
1094076	1611148	11/9/2015	270	52.50	
1093989	1611069	11/9/2015	270	23.66	
1094128	1611174	11/9/2015	270	21.70	
1093991	1611070	11/9/2015	270	19.65	
1093993	1611071	11/9/2015	270	18.00	
1093988	1611079	11/9/2015	270	8.50	
1094030	DFA EFT REV 11/9/	11/9/2015	270		1,913.45
1094007	152701101	11/9/2015	270		74,245,000.00
1094024	152701103	11/9/2015	270		34,180,671.19
1094097	Correct Journal Entr	11/9/2015	270		75,245,000.00
1094243	152701102	11/10/2015	270	32,785,818.41	
1094252	152701103	11/10/2015	270	19,996,027.78	
1094267	152701107 AIRS TA	11/10/2015	270	8,525,166.81	
1094153	153001104	11/10/2015	270	8,000,000.00	
1094297	1611229	11/10/2015	270	1,345,037.29	
1094388	1611308	11/10/2015	270	674,267.80	
1094338	1611273	11/10/2015	270	564,335.70	
1094362	1611278	11/10/2015	270	330,369.90	
1094288	1611221	11/10/2015	270	297,100.01	
1094389	1611309	11/10/2015	270	275,000.00	
1094361	1611277	11/10/2015	270	214,212.23	
1094395	152701106	11/10/2015	270	169,527.52	
1094383	1611318	11/10/2015	270	146,484.80	
1094248	1611196	11/10/2015	270	141,093.13	
1094371	1611293	11/10/2015	270	78,993.29	
1094251	1611197	11/10/2015	270	62,266.03	
1094372	1611294	11/10/2015	270	53,115.74	
1094279	1611220	11/10/2015	270	52,590.35	
1094345	1611272	11/10/2015	270	45,576.76	
1094347	1611275	11/10/2015	270	41,858.59	
1094341	1611268	11/10/2015	270	41,830.82	
1094353	1611282	11/10/2015	270	16,277.78	
1094343	1611270	11/10/2015	270	12,014.75	
1094387	1611307	11/10/2015	270	10,262.11	
1094275	1611210	11/10/2015	270	9,952.36	
1094337	1611267	11/10/2015	270	8,608.30	
1094400	1611319	11/10/2015	270	8,298.83	
1094274	1611209	11/10/2015	270	7,998.16	
1094346	1611274	11/10/2015	270	6,340.74	
1094280	1611214	11/10/2015	270	6,045.61	
1094403	1611322	11/10/2015	270	5,371.18	
1094344	1611271	11/10/2015	270	3,397.97	
1094289	1611222	11/10/2015	270	3,236.39	
1094366	1611279	11/10/2015	270	2,612.42	
1094364	1611280	11/10/2015	270	2,374.21	
1094265	1611208	11/10/2015	270	2,200.00	
1094290	1611223	11/10/2015	270	2,155.00	
1094373	1611295	11/10/2015	270	2,056.50	
1094292	1611225	11/10/2015	270	2,026.00	
1094350	1611281	11/10/2015	270	2,012.15	
1094253	1611199	11/10/2015	270	1,602.00	
1094342	1611269	11/10/2015	270	1,601.84	

Run Date: 6/30/2016
 Run Time: 2:55:37PM

Demand Account Activity

Start Date: 7/1/2015 End Date: 6/30/2016

Page: 155
 User: 0

Jnl. Entry	Ref #	Trx. Date	Ledger	Debit Amount	Credit Amount
1094271	152701110 AIRS D€	11/10/2015	270	1,506.95	
1094281	1611215	11/10/2015	270	1,272.40	
1094269	152701108 AIRS TA	11/10/2015	270	1,114.00	
1094348	1611276	11/10/2015	270	756.62	
1094270	152701109 AIRS D€	11/10/2015	270	545.28	
1094255	1611201	11/10/2015	270	508.50	
1094256	1611198	11/10/2015	270	420.00	
1094291	1611224	11/10/2015	270	410.00	
1094294	1611227	11/10/2015	270	397.00	
1094355	1611283	11/10/2015	270	337.50	
1094402	1611321	11/10/2015	270	194.80	
1094401	1611320	11/10/2015	270	164.00	
1094293	1611226	11/10/2015	270	160.00	
1094374	1611296	11/10/2015	270	147.82	
1094254	1611200	11/10/2015	270	102.00	
1094296	1611228	11/10/2015	270	60.00	
1094272	152701104	11/10/2015	270		19,996,027.78
1094154	152701101	11/10/2015	270		431,000.00
1094315	DFA EFT REV 11-10	11/10/2015	270		823.24
1094277	152701105	11/10/2015	270		53,568,773.45
1095526	1611407	11/12/2015	270	163,776,887.60	
1095471	1611360	11/12/2015	270	159,944,579.69	
1095595	152701115	11/12/2015	270	93,989,514.37	
1095453	152701107 AIRS TA	11/12/2015	270	16,577,762.37	
1095438	153001103	11/12/2015	270	9,000,000.00	
1095464	1611345	11/12/2015	270	5,859,918.55	
1095519	1611402	11/12/2015	270	1,641,037.84	
1095421	1611332	11/12/2015	270	1,400,000.00	
1095560	153991104	11/12/2015	270	863,640.71	
1095472	1611361	11/12/2015	270	776,000.00	
1095577	1611452	11/12/2015	270	678,288.29	
1095476	1611347	11/12/2015	270	500,000.00	
1095454	152701108 AIRS D€	11/12/2015	270	232,448.35	
1095478	1611349	11/12/2015	270	162,988.28	
1095537	1611426	11/12/2015	270	147,910.49	
1095522	1611403	11/12/2015	270	91,084.92	
1095565	1611447	11/12/2015	270	76,021.20	
1095479	1611350	11/12/2015	270	69,750.00	
1095473	1611362	11/12/2015	270	61,796.97	
1095538	1611427	11/12/2015	270	60,222.50	
1095480	1611351	11/12/2015	270	57,081.96	
1095527	1611408	11/12/2015	270	54,135.03	
1095475	1611346	11/12/2015	270	50,000.00	
1095524	1611405	11/12/2015	270	45,349.20	
1095586	1611453	11/12/2015	270	38,934.51	
1095528	1611409	11/12/2015	270	38,055.29	
1095500	1611410	11/12/2015	270	35,498.92	
1095514	1611394	11/12/2015	270	31,601.12	
1095496	1611380	11/12/2015	270	22,137.64	
1095481	1611352	11/12/2015	270	20,339.40	
1095523	1611404	11/12/2015	270	18,186.93	
1095571	1611450	11/12/2015	270	15,325.60	
1095442	1611353	11/12/2015	270	15,242.39	
1095533	1611411	11/12/2015	270	13,770.63	
1095465	1611354	11/12/2015	270	12,389.71	
1095466	1611355	11/12/2015	270	11,593.90	

Run Date: 6/30/2016
 Run Time: 2:55:37PM

Demand Account Activity

Page: 156
 User: 0

Start Date: 7/1/2015 End Date: 6/30/2016

Jnl. Entry	Ref #	Trx. Date	Ledger	Debit Amount	Credit Amount
1095425	1611335	11/12/2015	270	11,420.00	
1095426	1611336	11/12/2015	270	9,980.00	
1095562	1611446	11/12/2015	270	8,774.59	
1095463	1611344	11/12/2015	270	8,273.20	
1095540	1611412	11/12/2015	270	7,781.65	
1095467	1611356	11/12/2015	270	4,295.00	
1095542	1611413	11/12/2015	270	4,081.00	
1095468	1611357	11/12/2015	270	3,644.00	
1095422	1611333	11/12/2015	270	3,100.75	
1095543	1611414	11/12/2015	270	2,892.00	
1095477	1611348	11/12/2015	270	2,720.10	
1095529	1611439	11/12/2015	270	2,495.00	
1095567	1611441	11/12/2015	270	2,020.00	
1095544	1611415	11/12/2015	270	1,978.00	
1095423	1611334	11/12/2015	270	1,800.00	
1095568	1611448	11/12/2015	270	1,650.00	
1095469	1611358	11/12/2015	270	1,473.84	
1095455	152701109 AIRS DE	11/12/2015	270	1,328.43	
1095547	1611416	11/12/2015	270	1,140.00	
1095515	1611395	11/12/2015	270	953.15	
1095501	1611381	11/12/2015	270	791.71	
1095470	1611359	11/12/2015	270	779.21	
1095516	1611396	11/12/2015	270	730.00	
1095525	1611406	11/12/2015	270	625.08	
1095572	1611443	11/12/2015	270	614.75	
1095549	1611417	11/12/2015	270	605.00	
1095551	1611418	11/12/2015	270	455.00	
1095570	1611442	11/12/2015	270	380.00	
1095554	1611419	11/12/2015	270	331.00	
1095502	1611382	11/12/2015	270	319.00	
1095566	1611440	11/12/2015	270	200.00	
1095503	1611383	11/12/2015	270	200.00	
1095505	1611385	11/12/2015	270	140.25	
1095506	1611386	11/12/2015	270	140.00	
1095575	1611444	11/12/2015	270	100.00	
1095536	1611425	11/12/2015	270	99.75	
1095569	1611449	11/12/2015	270	50.00	
1095576	1611445	11/12/2015	270	38.00	
1095520	1611420	11/12/2015	270	24.00	
1095531	1611421	11/12/2015	270	9.00	
1095532	1611422	11/12/2015	270	8.00	
1095534	1611423	11/12/2015	270	4.00	
1095535	1611424	11/12/2015	270	4.00	
1095440	152701101	11/12/2015	270		159,944,579.69
1095443	152701102	11/12/2015	270		880,000.00
1095457	152701103	11/12/2015	270		165,759,749.55
1095494	152701106	11/12/2015	270		35,741,942.56
1095564	Back Out Journal Er	11/12/2015	270		93,989,514.37
1095642	152701104	11/13/2015	270	186,482,998.76	
1095625	1611475	11/13/2015	270	63,313,165.46	
1095608	152701101	11/13/2015	270	33,620,000.00	
1095620	152701107 AIRS TA	11/13/2015	270	31,559,058.47	
1095607	153001104	11/13/2015	270	16,000,000.00	
1096290	151101	11/13/2015	270	7,000,000.00	
1095701	1611545	11/13/2015	270	4,734,461.28	
1095692	1611515	11/13/2015	270	2,742,704.23	

Run Date: 6/30/2016
 Run Time: 2:55:37PM

Demand Account Activity

Start Date: 7/1/2015 End Date: 6/30/2016

Page: 157
 User: 0

Jnl. Entry	Ref #	Trx. Date	Ledger	Debit Amount	Credit Amount
1095697	1611543	11/13/2015	270	1,646,341.29	
1095609	152701102	11/13/2015	270	1,222,175.77	
1095691	1611514	11/13/2015	270	977,654.90	
1095711	1611564	11/13/2015	270	451,524.83	
1095696	1611542	11/13/2015	270	434,892.25	
1095700	1611544	11/13/2015	270	231,252.60	
1095633	1611468	11/13/2015	270	185,263.08	
1096284	1611594	11/13/2015	270	178,678.00	
1096285	1611595	11/13/2015	270	155,017.00	
1095702	1611516	11/13/2015	270	135,755.81	
1095621	152701108 AIRS TA	11/13/2015	270	97,357.39	
1095634	1611469	11/13/2015	270	79,976.02	
1095659	1611492	11/13/2015	270	72,124.55	
1095637	1611470	11/13/2015	270	67,344.77	
1095600	1611460	11/13/2015	270	53,039.98	
1095712	1611520	11/13/2015	270	47,173.32	
1096279	1611592	11/13/2015	270	42,800.00	
1095695	1611541	11/13/2015	270	37,716.14	
1095704	1611517	11/13/2015	270	22,366.90	
1095641	1611471	11/13/2015	270	14,174.21	
1095650	1611479	11/13/2015	270	13,183.25	
1096288	1611598	11/13/2015	270	11,910.00	
1095706	1611518	11/13/2015	270	8,686.27	
1095714	1611521	11/13/2015	270	7,728.32	
1095709	1611519	11/13/2015	270	7,373.41	
1095639	1611476	11/13/2015	270	6,105.22	
1095636	1611481	11/13/2015	270	5,104.00	
1095693	1611539	11/13/2015	270	4,990.73	
1096289	1611599	11/13/2015	270	4,735.50	
1095640	1611482	11/13/2015	270	3,045.00	
1095674	1611538	11/13/2015	270	3,014.72	
1095716	1611522	11/13/2015	270	2,508.98	
1095657	1611491	11/13/2015	270	2,508.60	
1095644	1611472	11/13/2015	270	2,500.00	
1095718	1611523	11/13/2015	270	2,345.50	
1096276	1611591	11/13/2015	270	2,253.00	
1096281	1611600	11/13/2015	270	2,051.58	
1096283	1611593	11/13/2015	270	1,721.03	
1095721	1611524	11/13/2015	270	1,500.00	
1095622	152701109 AIRS DE	11/13/2015	270	1,357.51	
1095722	1611525	11/13/2015	270	1,202.50	
1095629	1611480	11/13/2015	270	1,070.00	
1095725	1611526	11/13/2015	270	908.38	
1095694	1611540	11/13/2015	270	895.00	
1096286	1611596	11/13/2015	270	808.00	
1095645	1611484	11/13/2015	270	758.00	
1096287	1611597	11/13/2015	270	650.00	
1095647	1611473	11/13/2015	270	618.57	
1095643	1611483	11/13/2015	270	570.00	
1095735	1611566	11/13/2015	270	557.48	
1095630	1611467	11/13/2015	270	458.86	
1095717	1611527	11/13/2015	270	292.00	
1095719	1611528	11/13/2015	270	265.33	
1095623	152701110 AIRS TA	11/13/2015	270	180.37	
1095651	1611485	11/13/2015	270	100.00	
1095646	1611477	11/13/2015	270	47.50	

Run Date: 6/30/2016
 Run Time: 2:55:37PM

Demand Account Activity

Start Date: 7/1/2015 End Date: 6/30/2016

Page: 158
 User: 0

Jnl. Entry	Ref #	Trx. Date	Ledger	Debit Amount	Credit Amount
1095648	1611478	11/13/2015	270	21.25	
1095733	1611565	11/13/2015	270	18.00	
1095649	1611474	11/13/2015	270	1.00	
1095610	152701103	11/13/2015	270		63,313,165.46
1096282	8006237	11/13/2015	270		6,221.18
1096291	8006238	11/13/2015	270		500.00
1095749	152701105	11/13/2015	270		289,240,402.49
1096647	152701107 AIRS TA	11/16/2015	270	46,574,726.31	
1096634	153001103	11/16/2015	270	9,000,000.00	
1096682	1611659	11/16/2015	270	4,658,750.84	
1096740	152301102	11/16/2015	270	3,000,000.00	
1096765	Correct Journal Entr	11/16/2015	270	2,000,000.00	
1096767	Correct Journal Entr	11/16/2015	270	2,000,000.00	
1096681	1611658	11/16/2015	270	1,966,190.20	
1096684	1611661	11/16/2015	270	851,344.00	
1096736	1611709	11/16/2015	270	438,000.00	
1096704	1611683	11/16/2015	270	187,225.89	
1096305	1611615	11/16/2015	270	168,760.59	
1096637	152701102	11/16/2015	270	123,633.70	
1096738	1611710	11/16/2015	270	117,705.75	
1096705	1611684	11/16/2015	270	100,412.61	
1096303	1611614	11/16/2015	270	37,672.00	
1096706	1611685	11/16/2015	270	37,652.00	
1096678	1611655	11/16/2015	270	36,335.55	
1096694	1611673	11/16/2015	270	34,386.83	
1096649	152701109 AIRS DE	11/16/2015	270	31,165.96	
1096679	1611656	11/16/2015	270	21,100.00	
1096707	1611686	11/16/2015	270	20,933.08	
1096741	1611704	11/16/2015	270	15,000.00	
1096304	1611629	11/16/2015	270	12,590.94	
1096677	1611654	11/16/2015	270	11,707.27	
1096676	1611653	11/16/2015	270	10,721.79	
1096703	1611682	11/16/2015	270	10,434.88	
1096734	1611708	11/16/2015	270	10,000.00	
1096621	1611625	11/16/2015	270	9,316.23	
1096659	1611638	11/16/2015	270	5,728.00	
1096648	152701108 AIRS TA	11/16/2015	270	4,783.21	
1096732	1611707	11/16/2015	270	4,772.28	
1096680	1611657	11/16/2015	270	4,336.68	
1096739	1611703	11/16/2015	270	4,041.34	
1096630	1611628	11/16/2015	270	3,600.00	
1096701	1611680	11/16/2015	270	3,179.67	
1096628	1611631	11/16/2015	270	2,989.65	
1096702	1611681	11/16/2015	270	2,821.27	
1096665	1611688	11/16/2015	270	2,798.25	
1096657	1611636	11/16/2015	270	1,980.00	
1096655	1611634	11/16/2015	270	1,038.25	
1096700	1611679	11/16/2015	270	1,030.06	
1096730	1611706	11/16/2015	270	997.17	
1096627	1611630	11/16/2015	270	506.01	
1096660	1611639	11/16/2015	270	480.00	
1096696	1611675	11/16/2015	270	392.17	
1096658	1611637	11/16/2015	270	360.00	
1096695	1611674	11/16/2015	270	325.00	
1096697	1611676	11/16/2015	270	310.33	
1096698	1611677	11/16/2015	270	241.65	

Run Date: 6/30/2016
 Run Time: 2:55:37PM

Demand Account Activity

Start Date: 7/1/2015 End Date: 6/30/2016

Page: 159
 User: 0

Jnl. Entry	Ref #	Trx. Date	Ledger	Debit Amount	Credit Amount
1096661	1611640	11/16/2015	270	218.61	
1096306	1611616	11/16/2015	270	150.00	
1096699	1611678	11/16/2015	270	140.00	
1096656	1611635	11/16/2015	270	110.00	
1096626	1611627	11/16/2015	270	20.71	
1096727	1611705	11/16/2015	270	13.11	
1096625	1611626	11/16/2015	270	4.25	
1096651	8006239	11/16/2015	270		140.00
1096636	152701101	11/16/2015	270		3,546,011.00
1096652	152701103	11/16/2015	270		49,527,274.76
1096671	152701106	11/16/2015	270		13,029,362.30
1096764	Back Out Journal Er	11/16/2015	270		3,000,000.00
1096766	Back Out Journal Er	11/16/2015	270		2,000,000.00
1097130	152701107 AIRS TA	11/17/2015	270	114,965,782.79	
1097110	153001103	11/17/2015	270	8,000,000.00	
1097273	1611847	11/17/2015	270	4,475,882.34	
1097232	1611821	11/17/2015	270	2,610,963.37	
1097176	1611784	11/17/2015	270	1,532,087.00	
1097205	1611808	11/17/2015	270	1,414,120.75	
1097219	1611816	11/17/2015	270	1,393,856.57	
1097215	1611854	11/17/2015	270	800,000.00	
1097230	1611820	11/17/2015	270	161,675.00	
1097182	1611790	11/17/2015	270	120,705.65	
1097131	152701108 AIRS TA	11/17/2015	270	60,643.05	
1097183	1611791	11/17/2015	270	45,718.28	
1097206	1611809	11/17/2015	270	44,422.11	
1097210	1611811	11/17/2015	270	37,639.48	
1097271	1611846	11/17/2015	270	32,645.00	
1097216	1611814	11/17/2015	270	32,510.82	
1097243	1611823	11/17/2015	270	31,047.50	
1097217	1611855	11/17/2015	270	27,000.00	
1097258	1611850	11/17/2015	270	24,583.67	
1097268	1611844	11/17/2015	270	23,822.00	
1097178	1611786	11/17/2015	270	20,380.00	
1097096	1611732	11/17/2015	270	20,295.01	
1097209	1611810	11/17/2015	270	20,025.95	
1097185	1611793	11/17/2015	270	17,118.98	
1097202	1611805	11/17/2015	270	14,689.74	
1097100	1611736	11/17/2015	270	12,741.12	
1097099	1611735	11/17/2015	270	11,772.39	
1097133	152701110 AIRS Dε	11/17/2015	270	10,116.10	
1097098	1611734	11/17/2015	270	9,505.81	
1097145	1611851	11/17/2015	270	9,029.23	
1097097	1611733	11/17/2015	270	5,487.00	
1097197	1611803	11/17/2015	270	5,359.00	
1097203	1611806	11/17/2015	270	5,085.08	
1097186	1611794	11/17/2015	270	4,990.73	
1097199	1611804	11/17/2015	270	3,694.00	
1097102	1611738	11/17/2015	270	3,216.56	
1097191	1611799	11/17/2015	270	2,680.00	
1097270	1611845	11/17/2015	270	2,260.00	
1097101	1611737	11/17/2015	270	1,676.37	
1097181	1611789	11/17/2015	270	1,460.00	
1097194	1611801	11/17/2015	270	1,390.00	
1097132	152701109 AIRS Dε	11/17/2015	270	1,346.91	
1097095	1611731	11/17/2015	270	1,128.75	

Run Date: 6/30/2016
 Run Time: 2:55:37PM

Demand Account Activity

Start Date: 7/1/2015 End Date: 6/30/2016

Page: 160
 User: 0

Jnl. Entry	Ref #	Trx. Date	Ledger	Debit Amount	Credit Amount
1097218	1611815	11/17/2015	270	896.45	
1097226	1611819	11/17/2015	270	818.20	
1097224	1611818	11/17/2015	270	770.70	
1097222	1611817	11/17/2015	270	682.40	
1097212	1611852	11/17/2015	270	654.77	
1097256	1611849	11/17/2015	270	634.38	
1097213	1611853	11/17/2015	270	596.03	
1097245	1611824	11/17/2015	270	565.00	
1097238	1611822	11/17/2015	270	542.90	
1097190	1611798	11/17/2015	270	500.00	
1097196	1611802	11/17/2015	270	440.00	
1097274	1611848	11/17/2015	270	338.00	
1097103	1611739	11/17/2015	270	325.00	
1097184	1611792	11/17/2015	270	324.02	
1097188	1611796	11/17/2015	270	212.25	
1097179	1611787	11/17/2015	270	183.75	
1097192	1611800	11/17/2015	270	170.00	
1097189	1611797	11/17/2015	270	157.50	
1097177	1611785	11/17/2015	270	137.50	
1097180	1611788	11/17/2015	270	84.00	
1097204	1611807	11/17/2015	270	74.67	
1097211	1611812	11/17/2015	270	33.35	
1097214	1611813	11/17/2015	270	26.80	
1097187	1611795	11/17/2015	270	4.25	
1097136	8006240	11/17/2015	270		20,415.66
1097115	152701101	11/17/2015	270		4,026,000.00
1097117	152701102	11/17/2015	270		113,590,963.14
1097161	152701105	11/17/2015	270		17,008,425.48
1097795	1611887	11/18/2015	270	61,798,159.06	
1097294	152701107 AIRS TA	11/18/2015	270	30,159,840.88	
1097280	153001103	11/18/2015	270	29,000,000.00	
1097904	1611983	11/18/2015	270	16,372,292.47	
1097285	152301101	11/18/2015	270	14,000,000.00	
1097902	1611982	11/18/2015	270	2,507,007.22	
1097853	1611934	11/18/2015	270	1,284,309.54	
1097797	1611889	11/18/2015	270	205,302.23	
1097901	1611981	11/18/2015	270	158,181.36	
1097837	1611923	11/18/2015	270	135,328.20	
1097850	1611932	11/18/2015	270	127,751.40	
1097839	1611924	11/18/2015	270	119,421.79	
1097856	1611937	11/18/2015	270	87,506.44	
1097841	1611925	11/18/2015	270	86,226.58	
1097905	1611985	11/18/2015	270	77,841.68	
1097843	1611926	11/18/2015	270	72,571.39	
1097844	1611927	11/18/2015	270	38,584.08	
1097845	1611928	11/18/2015	270	33,797.40	
1097295	152701108 AIRS DE	11/18/2015	270	33,540.00	
1097855	1611936	11/18/2015	270	26,772.02	
1097798	1611890	11/18/2015	270	22,943.26	
1097846	1611929	11/18/2015	270	15,351.48	
1097899	1611980	11/18/2015	270	12,114.04	
1097896	1611977	11/18/2015	270	10,383.54	
1097895	1611976	11/18/2015	270	6,146.25	
1097794	1611886	11/18/2015	270	5,490.00	
1097832	1611919	11/18/2015	270	4,460.40	
1097890	1611971	11/18/2015	270	4,282.36	

Run Date: 6/30/2016
 Run Time: 2:55:37PM

Demand Account Activity

Page: 161
 User: 0

Start Date: 7/1/2015 End Date: 6/30/2016

Jnl. Entry	Ref #	Trx. Date	Ledger	Debit Amount	Credit Amount
1097857	1611938	11/18/2015	270	3,662.62	
1097889	1611970	11/18/2015	270	3,574.89	
1097792	1611884	11/18/2015	270	3,483.00	
1097833	1611920	11/18/2015	270	3,082.50	
1097891	1611972	11/18/2015	270	2,660.00	
1097851	1611933	11/18/2015	270	2,471.14	
1097834	1611921	11/18/2015	270	2,088.00	
1097835	1611922	11/18/2015	270	1,672.79	
1097296	152701109 AIRS D€	11/18/2015	270	1,521.07	
1097787	1611880	11/18/2015	270	1,394.25	
1097848	1611930	11/18/2015	270	1,260.00	
1097830	1611917	11/18/2015	270	1,088.75	
1097790	1611882	11/18/2015	270	1,030.00	
1097831	1611918	11/18/2015	270	872.36	
1097796	1611888	11/18/2015	270	781.08	
1097208	1611879	11/18/2015	270	780.00	
1097849	1611931	11/18/2015	270	558.60	
1097827	1611914	11/18/2015	270	473.81	
1097854	1611935	11/18/2015	270	400.00	
1097828	1611915	11/18/2015	270	301.00	
1097793	1611885	11/18/2015	270	280.00	
1097829	1611916	11/18/2015	270	279.00	
1097791	1611883	11/18/2015	270	200.00	
1097894	1611975	11/18/2015	270	178.00	
1097788	1611881	11/18/2015	270	170.00	
1097893	1611974	11/18/2015	270	114.40	
1097826	1611913	11/18/2015	270	70.02	
1097898	1611979	11/18/2015	270	61.04	
1097892	1611973	11/18/2015	270	16.00	
1097897	1611978	11/18/2015	270	8.72	
1097819	DFA EFT REV 11/1€	11/18/2015	270		79,737.87
1097814	152701103	11/18/2015	270		65,482,682.29
1097840	152701106	11/18/2015	270		15,414,364.93
1097283	152701101	11/18/2015	270		61,798,159.06
1097284	152701102	11/18/2015	270		2,093,000.00
1098270	1612047	11/19/2015	270	50,955,937.97	
1098358	152801102	11/19/2015	270	22,000,000.00	
1097918	153001102	11/19/2015	270	21,000,000.00	
1098362	Correct Journal Entr	11/19/2015	270	21,000,000.00	
1098204	152701107 AIRS TA	11/19/2015	270	10,938,948.04	
1098233	1612014	11/19/2015	270	10,441,776.48	
1098138	152701102	11/19/2015	270	675,560.36	
1098220	1612001	11/19/2015	270	391,988.04	
1098230	1612011	11/19/2015	270	374,214.80	
1098264	1612042	11/19/2015	270	349,483.52	
1098335	153991104	11/19/2015	270	246,815.09	
1098234	1612015	11/19/2015	270	181,530.67	
1098235	1612016	11/19/2015	270	155,389.84	
1098236	1612017	11/19/2015	270	119,186.00	
1098301	1612067	11/19/2015	270	117,086.70	
1098355	1612121	11/19/2015	270	115,000.00	
1098231	1612012	11/19/2015	270	90,902.02	
1098286	1612063	11/19/2015	270	90,155.58	
1098357	1612122	11/19/2015	270	82,325.60	
1098232	1612013	11/19/2015	270	81,727.70	
1098283	1612060	11/19/2015	270	81,085.59	

Run Date: 6/30/2016
Run Time: 2:55:37PM

Demand Account Activity

Start Date: 7/1/2015 End Date: 6/30/2016

Page: 162
User: 0

Jnl. Entry	Ref #	Trx. Date	Ledger	Debit Amount	Credit Amount
1098219	1612000	11/19/2015	270	80,824.59	
1098268	1612045	11/19/2015	270	71,728.35	
1098205	152701108 AIRS TA	11/19/2015	270	71,187.02	
1098341	1612110	11/19/2015	270	59,222.94	
1098223	1612004	11/19/2015	270	52,691.00	
1098221	1612002	11/19/2015	270	43,690.00	
1098269	1612046	11/19/2015	270	37,608.00	
1098348	1612120	11/19/2015	270	27,780.00	
1098287	1612064	11/19/2015	270	23,788.13	
1098284	1612061	11/19/2015	270	20,622.70	
1098222	1612003	11/19/2015	270	18,983.98	
1098285	1612062	11/19/2015	270	15,175.44	
1098227	1612008	11/19/2015	270	11,724.70	
1098243	1612024	11/19/2015	270	10,828.75	
1098271	1612048	11/19/2015	270	8,434.81	
1098346	1612119	11/19/2015	270	7,970.00	
1098354	1612116	11/19/2015	270	6,470.00	
1098351	1612114	11/19/2015	270	6,290.00	
1098347	1612112	11/19/2015	270	5,990.00	
1098225	1612006	11/19/2015	270	5,556.77	
1098344	1612118	11/19/2015	270	5,370.00	
1098304	1612069	11/19/2015	270	3,497.00	
1098226	1612007	11/19/2015	270	3,479.58	
1098281	1612058	11/19/2015	270	3,110.00	
1098265	1612043	11/19/2015	270	3,036.75	
1098241	1612022	11/19/2015	270	2,945.00	
1098302	1612068	11/19/2015	270	2,495.00	
1098282	1612059	11/19/2015	270	2,292.20	
1098206	152701108 AIRS DE	11/19/2015	270	1,611.83	
1097915	1612066	11/19/2015	270	1,523.00	
1098207	152701109 AIRS DE	11/19/2015	270	1,428.90	
1098273	1612050	11/19/2015	270	1,253.70	
1098244	1612025	11/19/2015	270	850.00	
1098218	1611999	11/19/2015	270	787.50	
1098272	1612049	11/19/2015	270	693.00	
1098343	1612111	11/19/2015	270	650.00	
1098237	1612018	11/19/2015	270	565.00	
1098349	1612113	11/19/2015	270	550.00	
1098242	1612023	11/19/2015	270	550.00	
1098352	1612115	11/19/2015	270	525.00	
1098239	1612020	11/19/2015	270	518.50	
1098228	1612009	11/19/2015	270	514.88	
1098229	1612010	11/19/2015	270	386.27	
1098277	1612054	11/19/2015	270	345.00	
1098333	1612117	11/19/2015	270	275.00	
1098288	1612093	11/19/2015	270	248.35	
1098224	1612005	11/19/2015	270	213.68	
1098274	1612051	11/19/2015	270	167.50	
1098278	1612055	11/19/2015	270	100.00	
1098240	1612021	11/19/2015	270	70.00	
1098217	1611998	11/19/2015	270	57.75	
1098279	1612056	11/19/2015	270	37.34	
1098280	1612057	11/19/2015	270	36.00	
1098267	1612044	11/19/2015	270	15.02	
1098275	1612052	11/19/2015	270	12.00	
1098306	1612094	11/19/2015	270	9.17	

Run Date: 6/30/2016
 Run Time: 2:55:37PM

Demand Account Activity

Start Date: 7/1/2015 End Date: 6/30/2016

Page: 163
 User: 0

Jnl. Entry	Ref #	Trx. Date	Ledger	Debit Amount	Credit Amount
1098276	1612053	11/19/2015	270	8.00	
1097914	DFA EFT REV 11-19	11/19/2015	270		9,574.81
1098215	152701103	11/19/2015	270		102,453,210.79
1098292	152701106	11/19/2015	270		25,837,862.56
1098137	152701101	11/19/2015	270		3,385,000.00
1098360	Back Out Journal Er	11/19/2015	270		22,000,000.00
1098372	162701101	11/20/2015	270	84,712,221.68	
1098624	1612147	11/20/2015	270	33,016,784.15	
1098673	16270112010EFT A	11/20/2015	270	23,659,885.65	
1098655	162701109	11/20/2015	270	15,000,000.00	
1098710	1612204	11/20/2015	270	1,300,123.35	
1098703	1612198	11/20/2015	270	635,426.05	
1098653	162701107	11/20/2015	270	620,000.00	
1098628	1612151	11/20/2015	270	543,272.50	
1098693	1612188	11/20/2015	270	417,830.51	
1098721	1612205	11/20/2015	270	136,153.67	
1098702	1612197	11/20/2015	270	90,925.83	
1098690	1612185	11/20/2015	270	60,593.22	
1098700	1612195	11/20/2015	270	45,914.92	
1098724	1612206	11/20/2015	270	44,018.46	
1098757	1612235	11/20/2015	270	38,911.40	
1098698	1612193	11/20/2015	270	36,420.36	
1098730	1612208	11/20/2015	270	35,889.14	
1098727	1612207	11/20/2015	270	32,432.72	
1098630	1612153	11/20/2015	270	31,448.44	
1098705	1612200	11/20/2015	270	29,115.06	
1098631	1612154	11/20/2015	270	23,355.80	
1098632	1612155	11/20/2015	270	21,051.68	
1098699	1612194	11/20/2015	270	20,396.27	
1098636	1612159	11/20/2015	270	13,199.15	
1098743	1612237	11/20/2015	270	11,629.50	
1098633	1612156	11/20/2015	270	10,283.78	
1098674	16270112011CC All	11/20/2015	270	9,849.71	
1098692	1612187	11/20/2015	270	8,290.38	
1098625	1612148	11/20/2015	270	7,992.13	
1098634	1612157	11/20/2015	270	6,709.44	
1098704	1612199	11/20/2015	270	6,638.12	
1098629	1612152	11/20/2015	270	6,576.04	
1098695	1612190	11/20/2015	270	6,128.00	
1098635	1612158	11/20/2015	270	5,917.49	
1098644	1612167	11/20/2015	270	5,818.50	
1098623	1612146	11/20/2015	270	3,091.51	
1098642	1612165	11/20/2015	270	2,195.00	
1098709	1612203	11/20/2015	270	1,500.00	
1098759	1612236	11/20/2015	270	1,351.87	
1098675	16270112012IFTA C	11/20/2015	270	1,229.40	
1098622	1612145	11/20/2015	270	1,140.00	
1098691	1612186	11/20/2015	270	974.40	
1098627	1612150	11/20/2015	270	783.55	
1098676	16270112013IRPCC	11/20/2015	270	762.07	
1098626	1612149	11/20/2015	270	752.81	
1098643	1612166	11/20/2015	270	460.00	
1098639	1612162	11/20/2015	270	455.00	
1098641	1612164	11/20/2015	270	430.00	
1098714	1612244	11/20/2015	270	329.60	
1098637	1612160	11/20/2015	270	280.78	

Run Date: 6/30/2016
 Run Time: 2:55:37PM

Demand Account Activity

Start Date: 7/1/2015 End Date: 6/30/2016

Page: 164
 User: 0

Jnl. Entry	Ref #	Trx. Date	Ledger	Debit Amount	Credit Amount
1098697	1612192	11/20/2015	270	262.85	
1098620	1612143	11/20/2015	270	254.86	
1098371	1612130	11/20/2015	270	250.00	
1098707	1612201	11/20/2015	270	223.87	
1098708	1612202	11/20/2015	270	188.06	
1098365	1612124	11/20/2015	270	150.00	
1098694	1612189	11/20/2015	270	125.00	
1098716	1612245	11/20/2015	270	92.00	
1098364	1612123	11/20/2015	270	75.00	
1098366	1612125	11/20/2015	270	75.00	
1098701	1612196	11/20/2015	270	71.78	
1098640	1612163	11/20/2015	270	70.00	
1098621	1612144	11/20/2015	270	55.25	
1098718	1612246	11/20/2015	270	25.00	
1098696	1612191	11/20/2015	270	22.00	
1098732	1612209	11/20/2015	270	10.00	
1098652	162701106	11/20/2015	270		2,813,000.00
1098654	162701108	11/20/2015	270		33,016,784.15
1098678	DFA EFT REV 11/20/15	11/20/2015	270		42,917.39
1098679	162701114	11/20/2015	270		124,306,845.31
1099106	152701102	11/23/2015	270	101,871,000.00	
1099139	152701107 AIRS TA	11/23/2015	270	82,987,777.52	
1099127	152701103	11/23/2015	270	19,996,027.78	
1099157	1612312	11/23/2015	270	10,042,345.40	
1099104	153001104	11/23/2015	270	10,000,000.00	
1098791	1612271	11/23/2015	270	2,818,142.21	
1099201	1612356	11/23/2015	270	566,564.46	
1099202	1612357	11/23/2015	270	498,352.52	
1099205	1612359	11/23/2015	270	470,807.80	
1099124	1612296	11/23/2015	270	435,201.90	
1099203	1612358	11/23/2015	270	394,834.66	
1099209	1612362	11/23/2015	270	245,887.49	
1099159	1612314	11/23/2015	270	212,945.96	
1099155	1612310	11/23/2015	270	191,769.00	
1099198	1612346	11/23/2015	270	127,381.58	
1099204	1612347	11/23/2015	270	110,701.64	
1099207	1612348	11/23/2015	270	104,130.95	
1099211	1612350	11/23/2015	270	51,494.61	
1099156	1612311	11/23/2015	270	44,727.31	
1099212	1612351	11/23/2015	270	40,676.04	
1098788	1612268	11/23/2015	270	37,898.28	
1099150	1612305	11/23/2015	270	31,080.29	
1099175	1612333	11/23/2015	270	29,528.17	
1098786	1612266	11/23/2015	270	19,879.52	
1099101	1612282	11/23/2015	270	18,591.13	
1098790	1612270	11/23/2015	270	17,631.50	
1099214	1612352	11/23/2015	270	14,937.14	
1099149	1612304	11/23/2015	270	14,374.65	
1099158	1612313	11/23/2015	270	12,344.13	
1099140	152701108 AIRS TA	11/23/2015	270	8,460.53	
1099197	1612345	11/23/2015	270	8,305.75	
1098784	1612265	11/23/2015	270	5,497.00	
1099131	1612297	11/23/2015	270	5,387.19	
1099195	1612343	11/23/2015	270	5,220.00	
1099210	1612349	11/23/2015	270	4,705.89	
1099194	1612353	11/23/2015	270	4,273.93	

Run Date: 6/30/2016
 Run Time: 2:55:37PM

Demand Account Activity

Page: 165
 User: 0

Start Date: 7/1/2015 End Date: 6/30/2016

Jnl. Entry	Ref #	Trx. Date	Ledger	Debit Amount	Credit Amount
1099115	1612288	11/23/2015	270	3,952.00	
1098787	1612267	11/23/2015	270	3,681.81	
1099196	1612344	11/23/2015	270	3,607.00	
1099167	1612363	11/23/2015	270	3,469.00	
1099199	1612354	11/23/2015	270	1,869.08	
1099200	1612355	11/23/2015	270	1,786.86	
1099119	1612290	11/23/2015	270	1,715.00	
1099141	152701108 AIRS DE	11/23/2015	270	921.91	
1099178	1612334	11/23/2015	270	891.70	
1099111	1612286	11/23/2015	270	742.25	
1098789	1612269	11/23/2015	270	703.61	
1099143	152701110 AIRS DE	11/23/2015	270	615.00	
1098782	1612264	11/23/2015	270	485.62	
1099154	1612309	11/23/2015	270	481.46	
1099142	152701109 AIRS DE	11/23/2015	270	450.04	
1099183	1612335	11/23/2015	270	412.00	
1099184	1612336	11/23/2015	270	333.81	
1099118	1612289	11/23/2015	270	320.00	
1099185	1612337	11/23/2015	270	315.00	
1099120	1612291	11/23/2015	270	310.00	
1099152	1612307	11/23/2015	270	309.60	
1099130	1612332	11/23/2015	270	245.00	
1099121	1612292	11/23/2015	270	239.02	
1099186	1612338	11/23/2015	270	145.00	
1099114	1612287	11/23/2015	270	90.00	
1099187	1612339	11/23/2015	270	85.00	
1098781	1612263	11/23/2015	270	57.75	
1099153	1612308	11/23/2015	270	46.47	
1099191	1612341	11/23/2015	270	8.00	
1099193	1612342	11/23/2015	270	8.00	
1099189	1612340	11/23/2015	270	4.00	
1099151	1612306	11/23/2015	270	0.67	
1099112	DFA EFT REV 11/23	11/23/2015	270		35,507.35
1099174	152701105	11/23/2015	270		194,902,143.95
1099182	152701111	11/23/2015	270		12,580,158.84
1099105	152701101	11/23/2015	270		4,117,000.00
1099128	152701104	11/23/2015	270		20,000,000.00
1099537	152701107 AIRS TA	11/24/2015	270	78,679,926.95	
1099497	153001104	11/24/2015	270	11,000,000.00	
1099522	1612400	11/24/2015	270	4,639,268.50	
1099490	1612382	11/24/2015	270	4,161,801.46	
1099621	1612488	11/24/2015	270	4,115,340.98	
1099492	1612383	11/24/2015	270	1,296,776.54	
1099620	1612487	11/24/2015	270	1,247,609.50	
1099652	1612512	11/24/2015	270	1,131,037.62	
1099520	1612398	11/24/2015	270	1,093,811.30	
1099614	1612481	11/24/2015	270	968,351.83	
1099509	1612393	11/24/2015	270	958,265.76	
1099489	1612381	11/24/2015	270	800,000.00	
1099653	1612513	11/24/2015	270	624,000.00	
1099487	1612380	11/24/2015	270	461,888.86	
1099615	1612482	11/24/2015	270	374,676.45	
1099500	1612386	11/24/2015	270	284,705.05	
1099559	1612426	11/24/2015	270	257,079.50	
1099511	1612394	11/24/2015	270	236,812.18	
1099512	1612395	11/24/2015	270	218,118.90	

Run Date: 6/30/2016
 Run Time: 2:55:37PM

Demand Account Activity

Page: 166
 User: 0

Start Date: 7/1/2015 End Date: 6/30/2016

Jnl. Entry	Ref #	Trx. Date	Ledger	Debit Amount	Credit Amount
1099544	1612489	11/24/2015	270	208,455.37	
1099616	1612483	11/24/2015	270	180,210.55	
1099560	1612427	11/24/2015	270	173,255.00	
1099617	1612484	11/24/2015	270	66,370.78	
1099503	1612388	11/24/2015	270	60,412.30	
1099618	1612485	11/24/2015	270	52,162.80	
1099504	1612389	11/24/2015	270	50,488.34	
1099518	1612397	11/24/2015	270	48,325.00	
1099502	1612387	11/24/2015	270	46,008.66	
1099538	152701108 AIRS TA	11/24/2015	270	45,262.06	
1099521	1612399	11/24/2015	270	33,480.00	
1099550	1612417	11/24/2015	270	25,772.89	
1099619	1612486	11/24/2015	270	24,110.00	
1099609	1612476	11/24/2015	270	16,339.92	
1099505	1612390	11/24/2015	270	11,923.89	
1099610	1612477	11/24/2015	270	8,518.17	
1099600	1612467	11/24/2015	270	5,290.00	
1099595	1612462	11/24/2015	270	4,900.00	
1099611	1612478	11/24/2015	270	4,739.77	
1099496	1612384	11/24/2015	270	3,972.22	
1099557	1612424	11/24/2015	270	3,642.50	
1099612	1612479	11/24/2015	270	3,540.00	
1099597	1612464	11/24/2015	270	3,450.00	
1099613	1612480	11/24/2015	270	3,351.00	
1099643	1612506	11/24/2015	270	2,836.00	
1099540	152701109 AIRS DE	11/24/2015	270	2,745.00	
1099523	1612406	11/24/2015	270	1,820.00	
1099607	1612474	11/24/2015	270	1,745.21	
1099608	1612475	11/24/2015	270	1,551.87	
1099551	1612418	11/24/2015	270	1,387.50	
1099555	1612422	11/24/2015	270	1,355.00	
1099599	1612466	11/24/2015	270	1,300.00	
1099648	1612509	11/24/2015	270	1,010.00	
1099506	1612391	11/24/2015	270	915.66	
1099498	1612385	11/24/2015	270	863.23	
1099598	1612465	11/24/2015	270	850.00	
1099606	1612473	11/24/2015	270	727.19	
1099549	1612416	11/24/2015	270	610.00	
1099539	152701108 AIRS DE	11/24/2015	270	578.67	
1099553	1612420	11/24/2015	270	544.00	
1099650	1612510	11/24/2015	270	471.83	
1099508	1612392	11/24/2015	270	468.61	
1099558	1612425	11/24/2015	270	300.00	
1099601	1612468	11/24/2015	270	290.00	
1099602	1612469	11/24/2015	270	255.94	
1099556	1612423	11/24/2015	270	250.00	
1099596	1612463	11/24/2015	270	200.00	
1099603	1612470	11/24/2015	270	200.00	
1099517	1612396	11/24/2015	270	183.75	
1099604	1612471	11/24/2015	270	127.56	
1099524	1612407	11/24/2015	270	100.00	
1099644	1612507	11/24/2015	270	90.40	
1099554	1612421	11/24/2015	270	90.00	
1099642	1612505	11/24/2015	270	70.00	
1099605	1612472	11/24/2015	270	61.97	
1099651	1612511	11/24/2015	270	60.00	

Run Date: 6/30/2016
 Run Time: 2:55:37PM

Demand Account Activity

Start Date: 7/1/2015 End Date: 6/30/2016

Page: 167
 User: 0

Jnl. Entry	Ref #	Trx. Date	Ledger	Debit Amount	Credit Amount
1099640	1612503	11/24/2015	270	22.50	
1099552	1612419	11/24/2015	270	13.57	
1099646	1612508	11/24/2015	270	13.08	
1099641	1612504	11/24/2015	270	5.00	
1099236	DFA EFT REV 11/24	11/24/2015	270		5,517.13
1099515	152701101	11/24/2015	270		7,136,000.00
1099527	152701102	11/24/2015	270		49,982,883.33
1099627	152701104	11/24/2015	270		55,930,463.93
1100059	1612623	11/25/2015	270	54,051,173.21	
1099996	152701103	11/25/2015	270	41,578,000.00	
1099989	153001113 AIRS TA	11/25/2015	270	37,609,093.69	
1100134	Back Out Journal Er	11/25/2015	270	21,000,000.00	
1099708	153001103	11/25/2015	270	9,000,000.00	
1100010	1612575	11/25/2015	270	8,884,164.40	
1100020	1612591	11/25/2015	270	7,751,856.03	
1100133	152301101	11/25/2015	270	7,000,000.00	
1099709	152701101	11/25/2015	270	3,500,000.00	
1100052	1612617	11/25/2015	270	1,210,490.11	
1100011	1612595	11/25/2015	270	776,173.11	
1100012	1612596	11/25/2015	270	500,000.00	
1100021	1612585	11/25/2015	270	462,369.34	
1100082	1612645	11/25/2015	270	287,092.95	
1100123	1612668	11/25/2015	270	219,499.52	
1100068	1612635	11/25/2015	270	178,917.00	
1100022	1612586	11/25/2015	270	173,218.73	
1100073	1612638	11/25/2015	270	132,648.97	
1100023	1612587	11/25/2015	270	126,589.83	
1100056	1612620	11/25/2015	270	74,045.65	
1100083	1612646	11/25/2015	270	71,883.56	
1100087	1612651	11/25/2015	270	58,363.64	
1100057	1612621	11/25/2015	270	48,562.05	
1100048	1612614	11/25/2015	270	46,157.90	
1100088	1612652	11/25/2015	270	46,000.00	
1100009	1612583	11/25/2015	270	45,130.23	
1100089	1612653	11/25/2015	270	40,101.67	
1100044	1612610	11/25/2015	270	34,657.38	
1100058	1612622	11/25/2015	270	30,217.60	
1100081	1612644	11/25/2015	270	29,890.01	
1100055	1612619	11/25/2015	270	27,472.71	
1100091	1612615	11/25/2015	270	23,275.00	
1099990	152701108 AIRS TA	11/25/2015	270	23,223.75	
1100017	1612584	11/25/2015	270	17,321.41	
1100018	1612579	11/25/2015	270	16,834.31	
1100047	1612613	11/25/2015	270	16,525.00	
1100019	1612580	11/25/2015	270	15,000.00	
1100043	1612609	11/25/2015	270	12,200.00	
1099999	1612581	11/25/2015	270	12,193.85	
1100007	1612573	11/25/2015	270	10,216.79	
1100025	1612589	11/25/2015	270	8,479.24	
1100050	1612616	11/25/2015	270	8,267.25	
1100008	1612574	11/25/2015	270	7,970.29	
1100003	1612582	11/25/2015	270	6,637.85	
1100046	1612612	11/25/2015	270	5,738.00	
1100027	1612590	11/25/2015	270	5,320.50	
1100079	1612643	11/25/2015	270	4,959.60	
1100042	1612608	11/25/2015	270	3,888.25	

Run Date: 6/30/2016
 Run Time: 2:55:37PM

Demand Account Activity

Page: 168
 User: 0

Start Date: 7/1/2015 End Date: 6/30/2016

Jnl. Entry	Ref #	Trx. Date	Ledger	Debit Amount	Credit Amount
1100122	1612667	11/25/2015	270	3,471.48	
1100002	1612569	11/25/2015	270	3,014.00	
1100013	1612576	11/25/2015	270	2,032.56	
1099991	1612567	11/25/2015	270	1,790.00	
1100078	1612642	11/25/2015	270	1,727.00	
1100015	1612577	11/25/2015	270	1,677.41	
1100072	1612637	11/25/2015	270	1,546.70	
1100016	1612578	11/25/2015	270	1,395.00	
1100085	1612647	11/25/2015	270	991.83	
1100124	1612669	11/25/2015	270	816.00	
1100093	1612656	11/25/2015	270	705.90	
1099685	1612543	11/25/2015	270	594.12	
1099687	1612545	11/25/2015	270	580.00	
1100024	1612588	11/25/2015	270	556.16	
1099674	1612537	11/25/2015	270	520.00	
1099994	1612565	11/25/2015	270	510.00	
1100041	1612607	11/25/2015	270	425.00	
1099697	1612549	11/25/2015	270	417.11	
1100040	1612606	11/25/2015	270	415.00	
1099675	1612538	11/25/2015	270	414.98	
1099693	1612546	11/25/2015	270	414.84	
1099698	1612550	11/25/2015	270	371.75	
1099677	1612539	11/25/2015	270	360.00	
1099696	1612548	11/25/2015	270	344.72	
1100001	1612568	11/25/2015	270	340.00	
1099686	1612544	11/25/2015	270	331.15	
1099683	1612542	11/25/2015	270	330.59	
1100070	1612636	11/25/2015	270	267.50	
1100045	1612611	11/25/2015	270	250.00	
1100077	1612641	11/25/2015	270	244.00	
1100004	1612570	11/25/2015	270	240.00	
1099992	152701108 AIRS DE	11/25/2015	270	220.18	
1100006	1612572	11/25/2015	270	220.00	
1099699	1612551	11/25/2015	270	181.21	
1099681	1612541	11/25/2015	270	150.67	
1099679	1612528	11/25/2015	270	150.00	
1099700	1612552	11/25/2015	270	125.71	
1100074	1612639	11/25/2015	270	105.00	
1099998	1612566	11/25/2015	270	95.00	
1099680	1612529	11/25/2015	270	75.00	
1099682	1612530	11/25/2015	270	75.00	
1099678	1612540	11/25/2015	270	60.04	
1100054	1612618	11/25/2015	270	58.67	
1100075	1612650	11/25/2015	270	46.95	
1099694	1612547	11/25/2015	270	23.00	
1100076	1612640	11/25/2015	270	20.00	
1100005	1612571	11/25/2015	270	17.00	
1100049	8006247	11/25/2015	270		12,600.00
1099710	152701102	11/25/2015	270		8,884,164.40
1100096	152701105	11/25/2015	270		12,472,073.95
1100000	152701104	11/25/2015	270		121,823,034.56
1100112	152801101	11/25/2015	270		21,000,000.00
1100135	Correct Journal Entr	11/25/2015	270		25,000,000.00
1101195	162701119	11/30/2015	270	107,753,125.00	
1101154	162701107	11/30/2015	270	90,000,000.00	
1101156	162701108	11/30/2015	270	65,203,926.93	

Run Date: 6/30/2016
 Run Time: 2:55:37PM

Demand Account Activity

Page: 169
 User: 0

Start Date: 7/1/2015 End Date: 6/30/2016

Jnl. Entry	Ref #	Trx. Date	Ledger	Debit Amount	Credit Amount
1101191	16270112010EFT A	11/30/2015	270	60,386,601.22	
1101163	162701113	11/30/2015	270	35,617,662.14	
1101160	162701111	11/30/2015	270	19,000,000.00	
1101097	1612719	11/30/2015	270	5,923,203.02	
1101090	1612712	11/30/2015	270	3,915,790.74	
1101159	162701110	11/30/2015	270	3,000,000.00	
1101089	1612711	11/30/2015	270	1,535,330.66	
1101100	1612720	11/30/2015	270	1,170,916.19	
1101126	1612747	11/30/2015	270	481,001.34	
1101127	1612748	11/30/2015	270	354,239.25	
1101078	1612700	11/30/2015	270	261,570.18	
1101095	1612717	11/30/2015	270	180,200.12	
1101088	1612710	11/30/2015	270	173,412.59	
1101102	1612724	11/30/2015	270	135,158.00	
1101137	1612759	11/30/2015	270	100,000.00	
1101192	16270113011CC All	11/30/2015	270	95,512.58	
1101083	1612705	11/30/2015	270	87,781.05	
1101136	1612751	11/30/2015	270	80,000.00	
1101084	1612706	11/30/2015	270	78,925.52	
1101080	1612702	11/30/2015	270	78,174.70	
1101096	1612718	11/30/2015	270	58,389.99	
1101079	1612701	11/30/2015	270	52,378.27	
1101121	1612742	11/30/2015	270	49,655.72	
1101076	1612698	11/30/2015	270	40,926.59	
1101093	1612715	11/30/2015	270	36,194.82	
1101094	1612716	11/30/2015	270	25,353.45	
1101077	1612699	11/30/2015	270	20,602.59	
1101135	1612758	11/30/2015	270	17,675.70	
1101124	1612745	11/30/2015	270	15,996.55	
1101069	1612691	11/30/2015	270	15,347.20	
1101187	16270113013IRPCC	11/30/2015	270	10,446.49	
1101141	1612753	11/30/2015	270	9,112.25	
1101074	1612696	11/30/2015	270	8,951.50	
1101092	1612714	11/30/2015	270	8,655.29	
1101072	1612694	11/30/2015	270	4,185.00	
1101091	1612713	11/30/2015	270	3,193.47	
1100132	1612678	11/30/2015	270	3,074.89	
1101140	1612760	11/30/2015	270	2,979.35	
1101081	1612703	11/30/2015	270	2,936.70	
1101068	1612690	11/30/2015	270	1,470.00	
1101122	1612743	11/30/2015	270	1,166.40	
1101070	1612692	11/30/2015	270	1,011.50	
1101138	1612752	11/30/2015	270	997.15	
1101182	16270113012IRPCC	11/30/2015	270	828.53	
1101073	1612695	11/30/2015	270	810.00	
1101075	1612697	11/30/2015	270	740.00	
1101128	1612755	11/30/2015	270	580.70	
1101125	1612746	11/30/2015	270	452.50	
1100137	1612680	11/30/2015	270	450.00	
1101099	1612723	11/30/2015	270	378.50	
1101067	1612689	11/30/2015	270	301.00	
1101133	1612757	11/30/2015	270	206.83	
1100130	1612677	11/30/2015	270	147.41	
1101123	1612744	11/30/2015	270	135.00	
1101130	1612756	11/30/2015	270	99.75	
1101071	1612693	11/30/2015	270	80.00	

Run Date: 6/30/2016
 Run Time: 2:55:37PM

Demand Account Activity

Start Date: 7/1/2015 End Date: 6/30/2016

Page: 170
 User: 0

Jnl. Entry	Ref #	Trx. Date	Ledger	Debit Amount	Credit Amount
1101106	1612754	11/30/2015	270	71.75	
1101082	1612704	11/30/2015	270	68.05	
1101132	1612750	11/30/2015	270	57.75	
1101129	1612749	11/30/2015	270	39.98	
1101064	1612688	11/30/2015	270	4.25	
1101157	162701109	11/30/2015	270		176,821,501.51
1101162	162701112	11/30/2015	270		66,115,000.00
1101165	162701114	11/30/2015	270		4,532,367.13
1101193	162701115	11/30/2015	270		47,000,000.00
1101197	162701121	11/30/2015	270		107,753,125.00
1101593	152701202	12/1/2015	270	107,000,000.00	
1101596	152701204	12/1/2015	270	45,000,000.00	
1101594	152701203	12/1/2015	270	40,000,000.00	
1101589	153001203	12/1/2015	270	4,000,000.00	
1101666	1612858	12/1/2015	270	3,193,000.00	
1101653	1612833	12/1/2015	270	1,436,826.93	
1101681	1612859	12/1/2015	270	697,919.67	
1101667	1612850	12/1/2015	270	337,103.10	
1101611	1612795	12/1/2015	270	203,010.07	
1101654	1612834	12/1/2015	270	182,284.48	
1101407	1612778	12/1/2015	270	171,904.48	
1101612	1612796	12/1/2015	270	114,475.14	
1101613	1612797	12/1/2015	270	91,754.91	
1101614	1612798	12/1/2015	270	71,727.35	
1101392	1612765	12/1/2015	270	62,821.22	
1101393	1612766	12/1/2015	270	45,100.00	
1101406	1612777	12/1/2015	270	33,851.70	
1101655	1612835	12/1/2015	270	27,125.73	
1101615	1612799	12/1/2015	270	17,743.20	
1101616	1612800	12/1/2015	270	17,087.81	
1101657	1612837	12/1/2015	270	8,689.10	
1101617	1612801	12/1/2015	270	8,253.40	
1101609	1612793	12/1/2015	270	7,857.25	
1101608	1612792	12/1/2015	270	6,161.00	
1101685	1612863	12/1/2015	270	5,150.00	
1101618	1612802	12/1/2015	270	4,370.00	
1101619	1612803	12/1/2015	270	3,663.89	
1101656	1612836	12/1/2015	270	3,043.02	
1101620	1612804	12/1/2015	270	2,810.83	
1101403	1612773	12/1/2015	270	2,570.00	
1101661	1612840	12/1/2015	270	2,460.00	
1101621	1612805	12/1/2015	270	2,348.50	
1101404	1612774	12/1/2015	270	2,298.00	
1101622	1612806	12/1/2015	270	2,246.00	
1101623	1612807	12/1/2015	270	1,737.00	
1101610	1612794	12/1/2015	270	1,426.67	
1101669	1612851	12/1/2015	270	1,392.24	
1101658	1612838	12/1/2015	270	870.00	
1101631	1612815	12/1/2015	270	810.50	
1101624	1612808	12/1/2015	270	752.80	
1101625	1612809	12/1/2015	270	329.00	
1101630	1612814	12/1/2015	270	305.00	
1101626	1612810	12/1/2015	270	287.50	
1101627	1612811	12/1/2015	270	204.00	
1101400	1612772	12/1/2015	270	115.50	
1101670	1612852	12/1/2015	270	90.00	

Run Date: 6/30/2016
 Run Time: 2:55:37PM

Demand Account Activity

Page: 171
 User: 0

Start Date: 7/1/2015 End Date: 6/30/2016

Jnl. Entry	Ref #	Trx. Date	Ledger	Debit Amount	Credit Amount
1101671	1612853	12/1/2015	270	90.00	
1101628	1612812	12/1/2015	270	80.00	
1101662	1612841	12/1/2015	270	12.75	
1101659	1612839	12/1/2015	270	4.25	
1101629	1612813	12/1/2015	270	4.00	
1101674	152701205	12/1/2015	270		3,498,346.25
1101675	152701206	12/1/2015	270		143,390,625.00
1101676	152701207	12/1/2015	270		29,386,463.22
1101592	152701201	12/1/2015	270		4,981,000.00
1101687	152301202	12/1/2015	270		22,000,000.00
1101692	162701201	12/2/2015	270	18,882,446.00	
1101984	162701204EFT AIR!	12/2/2015	270	9,774,254.81	
1101983	162701203	12/2/2015	270	9,000,000.00	
1101969	1612870	12/2/2015	270	3,268,809.42	
1101968	1612869	12/2/2015	270	2,000,000.00	
1102062	1612945	12/2/2015	270	1,424,033.20	
1102067	1612949	12/2/2015	270	589,635.33	
1102061	1612944	12/2/2015	270	546,014.10	
1102083	1612964	12/2/2015	270	501,044.65	
1102016	1612899	12/2/2015	270	466,424.00	
1101972	1612873	12/2/2015	270	268,731.58	
1101970	1612871	12/2/2015	270	246,978.93	
1101982	1612883	12/2/2015	270	174,186.00	
1102087	1612968	12/2/2015	270	102,485.90	
1102086	1612967	12/2/2015	270	81,700.50	
1101971	1612872	12/2/2015	270	77,686.41	
1101987	1612885	12/2/2015	270	64,355.48	
1102043	1612924	12/2/2015	270	55,833.20	
1102063	1612946	12/2/2015	270	35,179.26	
1102081	1612962	12/2/2015	270	33,859.80	
1102050	1612931	12/2/2015	270	32,505.10	
1101988	1612886	12/2/2015	270	30,019.45	
1101967	1612868	12/2/2015	270	29,319.62	
1102002	162701208	12/2/2015	270	27,143.03	
1102082	1612963	12/2/2015	270	22,741.26	
1102089	1612973	12/2/2015	270	20,479.50	
1102091	1612975	12/2/2015	270	16,720.47	
1101989	1612887	12/2/2015	270	13,696.80	
1102065	1612947	12/2/2015	270	13,020.42	
1102066	1612948	12/2/2015	270	12,880.84	
1102090	1612974	12/2/2015	270	10,175.64	
1102034	1612917	12/2/2015	270	5,249.50	
1101985	162701207IRPCC A	12/2/2015	270	4,617.52	
1102021	1612904	12/2/2015	270	4,131.75	
1102015	1612898	12/2/2015	270	3,978.00	
1102027	1612910	12/2/2015	270	3,622.25	
1101986	1612884	12/2/2015	270	3,103.97	
1102031	1612914	12/2/2015	270	2,935.00	
1102032	1612915	12/2/2015	270	1,890.00	
1102044	1612925	12/2/2015	270	1,867.01	
1102019	1612902	12/2/2015	270	1,710.00	
1102046	1612927	12/2/2015	270	1,433.65	
1102025	1612908	12/2/2015	270	1,370.00	
1102042	1612923	12/2/2015	270	1,125.00	
1102085	1612966	12/2/2015	270	1,100.00	
1102069	1612950	12/2/2015	270	1,006.90	

Run Date: 6/30/2016
 Run Time: 2:55:37PM

Demand Account Activity

Start Date: 7/1/2015 End Date: 6/30/2016

Page: 172
 User: 0

Jnl. Entry	Ref #	Trx. Date	Ledger	Debit Amount	Credit Amount
1101973	1612874	12/2/2015	270	862.00	
1102045	1612926	12/2/2015	270	784.34	
1102088	1612969	12/2/2015	270	735.80	
1102017	1612900	12/2/2015	270	676.75	
1102049	1612930	12/2/2015	270	630.20	
1102048	1612929	12/2/2015	270	555.00	
1102029	1612912	12/2/2015	270	484.00	
1102035	1612918	12/2/2015	270	420.00	
1102033	1612916	12/2/2015	270	360.00	
1102020	1612903	12/2/2015	270	330.00	
1102022	1612905	12/2/2015	270	330.00	
1102023	1612906	12/2/2015	270	329.75	
1102028	1612911	12/2/2015	270	310.00	
1102079	1612960	12/2/2015	270	270.00	
1102026	1612909	12/2/2015	270	250.00	
1101979	1612880	12/2/2015	270	225.00	
1102080	1612961	12/2/2015	270	206.00	
1102047	1612928	12/2/2015	270	205.75	
1101975	1612876	12/2/2015	270	150.00	
1101978	1612879	12/2/2015	270	150.00	
1102024	1612907	12/2/2015	270	100.00	
1102018	1612901	12/2/2015	270	80.00	
1101976	1612877	12/2/2015	270	75.00	
1101977	1612878	12/2/2015	270	75.00	
1102030	1612913	12/2/2015	270	70.00	
1102084	1612965	12/2/2015	270	48.00	
1101974	1612875	12/2/2015	270	42.50	
1102057	1612959	12/2/2015	270	23.00	
1101981	162701202	12/2/2015	270		3,268,809.42
1102005	162701209	12/2/2015	270		5,000,798.61
1102010	162701213	12/2/2015	270		15,482,490.71
1102096	162701215	12/2/2015	270		24,000,000.00
1102536	1613064	12/3/2015	270	39,276,632.10	
1102468	152701207 AIRS TA	12/3/2015	270	12,276,578.17	
1102445	153001204	12/3/2015	270	10,000,000.00	
1102488	1613023	12/3/2015	270	2,445,868.01	
1102582	152801201	12/3/2015	270	2,000,000.00	
1102477	152701202	12/3/2015	270	1,001,041.67	
1102533	1613061	12/3/2015	270	786,682.86	
1102510	1613043	12/3/2015	270	766,857.18	
1102490	1613025	12/3/2015	270	193,883.16	
1102501	1613036	12/3/2015	270	167,714.77	
1102559	1613090	12/3/2015	270	134,517.00	
1102458	1613007	12/3/2015	270	121,428.59	
1102459	1613008	12/3/2015	270	105,000.00	
1102558	1613089	12/3/2015	270	94,081.00	
1102453	1613004	12/3/2015	270	93,920.00	
1102471	152701208 AIRS TA	12/3/2015	270	87,247.69	
1102491	1613026	12/3/2015	270	86,218.75	
1102542	1613065	12/3/2015	270	62,108.18	
1102432	1612994	12/3/2015	270	61,630.75	
1102532	1613060	12/3/2015	270	61,550.22	
1102489	1613024	12/3/2015	270	57,231.94	
1102492	1613027	12/3/2015	270	40,150.22	
1102543	1613066	12/3/2015	270	39,190.00	
1102544	1613067	12/3/2015	270	36,265.63	

Run Date: 6/30/2016
 Run Time: 2:55:37PM

Demand Account Activity

Start Date: 7/1/2015 End Date: 6/30/2016

Page: 173
 User: 0

Jnl. Entry	Ref #	Trx. Date	Ledger	Debit Amount	Credit Amount
1102495	1613030	12/3/2015	270	36,202.61	
1102555	1613099	12/3/2015	270	33,350.00	
1102496	1613031	12/3/2015	270	32,376.21	
1102456	1613005	12/3/2015	270	29,215.00	
1102585	1613112	12/3/2015	270	28,233.20	
1102498	1613033	12/3/2015	270	17,613.33	
1102433	1612995	12/3/2015	270	11,673.06	
1102547	1613068	12/3/2015	270	10,689.23	
1102511	1613044	12/3/2015	270	10,369.25	
1102499	1613034	12/3/2015	270	9,786.97	
1102571	1613100	12/3/2015	270	7,000.00	
1102550	1613069	12/3/2015	270	6,768.40	
1102561	1613091	12/3/2015	270	5,635.19	
1102450	1613002	12/3/2015	270	5,550.00	
1102452	1613003	12/3/2015	270	5,120.00	
1102560	1613093	12/3/2015	270	5,112.73	
1102493	1613028	12/3/2015	270	4,416.39	
1102534	1613062	12/3/2015	270	3,994.00	
1102580	1613111	12/3/2015	270	3,515.75	
1102111	1612988	12/3/2015	270	3,410.00	
1102513	1613046	12/3/2015	270	3,400.00	
1102428	1612990	12/3/2015	270	3,220.00	
1102474	152701208 AIRS DE	12/3/2015	270	2,605.00	
1102430	1612992	12/3/2015	270	2,550.00	
1102535	1613063	12/3/2015	270	2,521.26	
1102531	1613059	12/3/2015	270	1,871.95	
1102475	152701209 AIRS DE	12/3/2015	270	1,837.84	
1102497	1613032	12/3/2015	270	1,797.70	
1102494	1613029	12/3/2015	270	1,057.37	
1102457	1613006	12/3/2015	270	830.00	
1102512	1613045	12/3/2015	270	830.00	
1102441	1613001	12/3/2015	270	800.00	
1102563	1613094	12/3/2015	270	751.46	
1102514	1613047	12/3/2015	270	650.00	
1102530	1613058	12/3/2015	270	572.50	
1102431	1612993	12/3/2015	270	450.00	
1102500	1613035	12/3/2015	270	420.00	
1102551	1613070	12/3/2015	270	355.62	
1102552	1613071	12/3/2015	270	278.67	
1102429	1612991	12/3/2015	270	275.00	
1102427	1612989	12/3/2015	270	200.00	
1102462	1613010	12/3/2015	270	175.59	
1102505	1613092	12/3/2015	270	155.20	
1102553	1613072	12/3/2015	270	21.82	
1102460	1613009	12/3/2015	270	9.64	
1102554	1613073	12/3/2015	270	4.88	
1102486	DFA EFT REV 12/3/	12/3/2015	270		152,549.72
1102480	152701203	12/3/2015	270		8,499,825.00
1102485	152701204	12/3/2015	270		39,882,920.83
1102447	152701201	12/3/2015	270		21,547,972.00
1102886	152601202	12/4/2015	270	85,000,000.00	
1102836	152701204	12/4/2015	270	50,000,000.00	
1102792	152701202	12/4/2015	270	32,000,000.00	
1102856	152701207 AIRS TA	12/4/2015	270	7,124,937.48	
1102789	153001203	12/4/2015	270	7,000,000.00	
1102923	1613189	12/4/2015	270	1,592,630.04	

Run Date: 6/30/2016
Run Time: 2:55:37PM

Demand Account Activity

Start Date: 7/1/2015 End Date: 6/30/2016

Page: 174
User: 0

Jnl. Entry	Ref #	Trx. Date	Ledger	Debit Amount	Credit Amount
1102966	1613230	12/4/2015	270	445,000.00	
1102980	1613242	12/4/2015	270	441,950.25	
1102917	1613180	12/4/2015	270	338,051.55	
1102869	1613133	12/4/2015	270	159,561.64	
1102967	1613231	12/4/2015	270	150,000.00	
1102962	1613226	12/4/2015	270	110,598.93	
1102881	1613140	12/4/2015	270	95,100.47	
1102969	1613232	12/4/2015	270	95,000.00	
1102924	1613190	12/4/2015	270	93,032.15	
1102922	1613188	12/4/2015	270	92,227.60	
1102955	1613227	12/4/2015	270	41,500.00	
1102857	152701208 AIRS TA	12/4/2015	270	41,054.76	
1103001	1613263	12/4/2015	270	37,768.52	
1102998	1613261	12/4/2015	270	35,261.30	
1102602	1613128	12/4/2015	270	35,000.22	
1102874	1613141	12/4/2015	270	31,424.96	
1102882	1613144	12/4/2015	270	30,000.00	
1102994	1613257	12/4/2015	270	24,555.07	
1102916	1613179	12/4/2015	270	22,225.53	
1102862	1613129	12/4/2015	270	21,814.20	
1102925	1613191	12/4/2015	270	20,929.38	
1102970	1613233	12/4/2015	270	20,000.00	
1102971	1613234	12/4/2015	270	18,000.00	
1102920	1613183	12/4/2015	270	12,982.21	
1102871	1613136	12/4/2015	270	11,087.56	
1102915	1613178	12/4/2015	270	10,818.92	
1102993	1613256	12/4/2015	270	10,720.00	
1102926	1613192	12/4/2015	270	10,198.96	
1102927	1613193	12/4/2015	270	7,700.32	
1102999	1613262	12/4/2015	270	7,198.36	
1102972	1613235	12/4/2015	270	7,000.00	
1102875	1613137	12/4/2015	270	5,816.29	
1102928	1613194	12/4/2015	270	4,919.75	
1102850	1613160	12/4/2015	270	4,790.00	
1102876	1613138	12/4/2015	270	4,016.74	
1102975	1613238	12/4/2015	270	3,830.00	
1103002	1613264	12/4/2015	270	3,516.50	
1102901	1613166	12/4/2015	270	3,289.04	
1102961	1613225	12/4/2015	270	3,122.20	
1102903	1613167	12/4/2015	270	2,942.00	
1102877	1613142	12/4/2015	270	2,806.37	
1102965	1613229	12/4/2015	270	2,100.00	
1102879	1613143	12/4/2015	270	2,033.26	
1102897	1613162	12/4/2015	270	2,015.00	
1102929	1613195	12/4/2015	270	1,892.57	
1102873	1613135	12/4/2015	270	1,769.00	
1102976	1613239	12/4/2015	270	1,376.90	
1102867	1613132	12/4/2015	270	1,351.39	
1102904	1613168	12/4/2015	270	1,270.00	
1102919	1613182	12/4/2015	270	1,130.60	
1102914	1613177	12/4/2015	270	1,062.93	
1102964	1613228	12/4/2015	270	1,011.60	
1102899	1613164	12/4/2015	270	878.25	
1102858	152701209 AIRS DE	12/4/2015	270	661.77	
1102905	1613169	12/4/2015	270	420.00	
1102895	1613161	12/4/2015	270	400.00	

Run Date: 6/30/2016
 Run Time: 2:55:37PM

Demand Account Activity

Page: 175
 User: 0

Start Date: 7/1/2015 End Date: 6/30/2016

Jnl. Entry	Ref #	Trx. Date	Ledger	Debit Amount	Credit Amount
1102898	1613163	12/4/2015	270	400.00	
1102906	1613170	12/4/2015	270	389.38	
1102880	1613139	12/4/2015	270	388.40	
1102918	1613181	12/4/2015	270	315.00	
1102907	1613171	12/4/2015	270	258.00	
1102908	1613172	12/4/2015	270	247.00	
1102930	1613196	12/4/2015	270	227.28	
1102978	1613240	12/4/2015	270	128.30	
1102979	1613241	12/4/2015	270	90.00	
1102900	1613165	12/4/2015	270	90.00	
1102909	1613173	12/4/2015	270	50.00	
1102910	1613174	12/4/2015	270	40.00	
1102912	1613175	12/4/2015	270	35.00	
1102974	1613237	12/4/2015	270	12.75	
1102913	1613176	12/4/2015	270	8.00	
1102973	1613236	12/4/2015	270	4.25	
1102790	152701201	12/4/2015	270		50,958,000.00
1102839	152701203	12/4/2015	270		19,448,888.89
1102841	152701205	12/4/2015	270		31,980,194.44
1102894	8006254	12/4/2015	270		19,652.11
1102887	152701210	12/4/2015	270		81,846,890.90
1103004	152701211	12/4/2015	270		1,000,000.00
1103416	152601202	12/7/2015	270	28,000,000.00	
1103310	152701205	12/7/2015	270	24,979,826.39	
1103309	152701204	12/7/2015	270	19,983,861.11	
1103215	153001204	12/7/2015	270	13,000,000.00	
1103274	152701207 AIRS TA	12/7/2015	270	6,021,461.35	
1103380	1613382	12/7/2015	270	2,819,000.00	
1103279	152701209 AIRS DE	12/7/2015	270	1,415,947.55	
1103356	1613333	12/7/2015	270	1,182,648.65	
1103418	1613381	12/7/2015	270	900,000.00	
1103321	1613303	12/7/2015	270	715,480.19	
1103217	152701202	12/7/2015	270	627,464.42	
1103372	1613347	12/7/2015	270	341,532.00	
1103318	1613300	12/7/2015	270	244,852.14	
1103322	1613304	12/7/2015	270	184,856.60	
1103270	1613274	12/7/2015	270	105,045.01	
1103323	1613305	12/7/2015	270	103,459.93	
1103324	1613306	12/7/2015	270	99,274.12	
1103355	1613332	12/7/2015	270	69,441.21	
1103325	1613307	12/7/2015	270	68,324.01	
1103281	152701210 AIRS DE	12/7/2015	270	47,612.87	
1103228	1613273	12/7/2015	270	47,269.01	
1103277	152701208 AIRS TA	12/7/2015	270	43,605.25	
1103338	1613320	12/7/2015	270	41,780.71	
1103411	1613373	12/7/2015	270	37,631.82	
1103273	1613275	12/7/2015	270	34,748.28	
1103326	1613308	12/7/2015	270	29,316.46	
1103374	1613348	12/7/2015	270	26,316.63	
1103304	1613334	12/7/2015	270	23,595.53	
1103369	1613357	12/7/2015	270	23,502.60	
1103275	1613276	12/7/2015	270	23,428.27	
1103327	1613309	12/7/2015	270	20,951.78	
1103415	1613376	12/7/2015	270	18,800.00	
1103284	1613282	12/7/2015	270	12,592.02	
1103412	1613374	12/7/2015	270	11,025.00	

Run Date: 6/30/2016
 Run Time: 2:55:37PM

Demand Account Activity

Start Date: 7/1/2015 End Date: 6/30/2016

Page: 176
 User: 0

Jnl. Entry	Ref #	Trx. Date	Ledger	Debit Amount	Credit Amount
1103276	1613277	12/7/2015	270	9,315.64	
1103358	1613335	12/7/2015	270	7,349.00	
1103319	1613301	12/7/2015	270	6,610.50	
1103407	1613371	12/7/2015	270	6,525.00	
1103417	1613377	12/7/2015	270	6,417.50	
1103288	152701211 AIRS DE	12/7/2015	270	5,286.54	
1103278	1613278	12/7/2015	270	4,404.44	
1103328	1613310	12/7/2015	270	4,349.06	
1103414	1613375	12/7/2015	270	3,473.00	
1103359	1613336	12/7/2015	270	3,283.47	
1103360	1613337	12/7/2015	270	2,996.28	
1103419	1613380	12/7/2015	270	2,930.93	
1103280	1613279	12/7/2015	270	2,869.69	
1103375	1613343	12/7/2015	270	2,595.00	
1103379	1613345	12/7/2015	270	2,545.00	
1103329	1613311	12/7/2015	270	2,434.00	
1103282	1613280	12/7/2015	270	2,130.62	
1103409	1613372	12/7/2015	270	2,038.50	
1103320	1613302	12/7/2015	270	1,801.19	
1103330	1613312	12/7/2015	270	1,598.00	
1103331	1613313	12/7/2015	270	1,531.30	
1103317	1613299	12/7/2015	270	1,201.26	
1103406	1613355	12/7/2015	270	1,123.55	
1103368	1613340	12/7/2015	270	991.00	
1103332	1613314	12/7/2015	270	742.76	
1103371	1613341	12/7/2015	270	583.75	
1103333	1613315	12/7/2015	270	565.31	
1103377	1613344	12/7/2015	270	480.00	
1103403	1613354	12/7/2015	270	435.00	
1103334	1613316	12/7/2015	270	284.00	
1103362	1613338	12/7/2015	270	205.90	
1103335	1613317	12/7/2015	270	200.00	
1103370	1613346	12/7/2015	270	200.00	
1103283	1613281	12/7/2015	270	173.87	
1103337	1613319	12/7/2015	270	170.00	
1103364	1613339	12/7/2015	270	151.95	
1103353	1613330	12/7/2015	270	135.50	
1103286	1613284	12/7/2015	270	90.00	
1103373	1613342	12/7/2015	270	90.00	
1103354	1613331	12/7/2015	270	57.75	
1103287	1613285	12/7/2015	270	28.00	
1103285	1613283	12/7/2015	270	17.00	
1103336	1613318	12/7/2015	270	8.00	
1103351	DFA EFT REV 12/7/	12/7/2015	270		6,992.27
1103216	152701201	12/7/2015	270		178,488.51
1103302	152701203	12/7/2015	270		24,979,826.39
1103311	152701206	12/7/2015	270		30,526,404.39
1103312	152701212	12/7/2015	270		19,983,861.11
1103314	152701213	12/7/2015	270		25,750,533.57
1103404	152701214	12/7/2015	270		714.51
1103848	152601201	12/8/2015	270	14,000,000.00	
1103621	153001204	12/8/2015	270	9,000,000.00	
1103714	152701207 AIRS TA	12/8/2015	270	7,133,056.54	
1103849	152801201	12/8/2015	270	2,000,000.00	
1103772	1613465	12/8/2015	270	1,668,873.95	
1103733	1613426	12/8/2015	270	1,276,479.16	

Run Date: 6/30/2016
 Run Time: 2:55:37PM

Demand Account Activity

Page: 177
 User: 0

Start Date: 7/1/2015 End Date: 6/30/2016

Jnl. Entry	Ref #	Trx. Date	Ledger	Debit Amount	Credit Amount
1103750	1613443	12/8/2015	270	1,005,467.62	
1103840	152301201	12/8/2015	270	1,000,000.00	
1103746	1613439	12/8/2015	270	470,435.02	
1103751	1613444	12/8/2015	270	441,148.36	
1103828	1613526	12/8/2015	270	424,000.00	
1103842	1613528	12/8/2015	270	387,986.47	
1103769	1613462	12/8/2015	270	313,120.68	
1103620	1613397	12/8/2015	270	312,013.29	
1103726	1613420	12/8/2015	270	214,786.84	
1103753	1613446	12/8/2015	270	132,630.63	
1103754	1613447	12/8/2015	270	131,474.03	
1103723	1613418	12/8/2015	270	94,833.05	
1103727	1613421	12/8/2015	270	70,110.00	
1103818	1613516	12/8/2015	270	53,216.88	
1103747	1613440	12/8/2015	270	35,953.96	
1103822	1613510	12/8/2015	270	35,261.50	
1103725	1613419	12/8/2015	270	29,537.50	
1103698	1613401	12/8/2015	270	28,379.35	
1103830	1613513	12/8/2015	270	25,848.79	
1103730	1613424	12/8/2015	270	24,841.56	
1103825	1613511	12/8/2015	270	24,369.22	
1103752	1613445	12/8/2015	270	18,565.77	
1103695	1613398	12/8/2015	270	14,235.75	
1103829	1613512	12/8/2015	270	13,600.00	
1103755	1613448	12/8/2015	270	13,263.09	
1103826	1613519	12/8/2015	270	13,210.18	
1103716	152701208 AIRS TA	12/8/2015	270	11,009.30	
1103732	1613425	12/8/2015	270	8,944.75	
1103612	1613389	12/8/2015	270	8,380.00	
1103734	1613427	12/8/2015	270	7,975.29	
1103718	152701210 AIRS DE	12/8/2015	270	7,264.80	
1103614	1613390	12/8/2015	270	7,180.00	
1103758	1613451	12/8/2015	270	7,127.21	
1103748	1613441	12/8/2015	270	6,207.61	
1103821	1613509	12/8/2015	270	6,146.25	
1103820	1613508	12/8/2015	270	5,228.39	
1103759	1613452	12/8/2015	270	5,183.00	
1103831	1613514	12/8/2015	270	4,211.56	
1103739	1613432	12/8/2015	270	3,093.75	
1103770	1613463	12/8/2015	270	2,210.90	
1103760	1613453	12/8/2015	270	2,058.50	
1103749	1613442	12/8/2015	270	1,869.08	
1103771	1613464	12/8/2015	270	1,781.29	
1103737	1613430	12/8/2015	270	1,760.00	
1103728	1613422	12/8/2015	270	1,640.00	
1103824	1613518	12/8/2015	270	1,305.00	
1103841	1613527	12/8/2015	270	1,139.25	
1103735	1613428	12/8/2015	270	769.00	
1103617	1613392	12/8/2015	270	575.00	
1103696	1613399	12/8/2015	270	420.26	
1103757	1613450	12/8/2015	270	347.50	
1103738	1613431	12/8/2015	270	340.00	
1103611	1613388	12/8/2015	270	275.00	
1103740	1613433	12/8/2015	270	250.00	
1103717	152701209 AIRS DE	12/8/2015	270	243.03	
1103697	1613400	12/8/2015	270	206.04	

Run Date: 6/30/2016
 Run Time: 2:55:37PM

Demand Account Activity

Start Date: 7/1/2015 End Date: 6/30/2016

Page: 178
 User: 0

Jnl. Entry	Ref #	Trx. Date	Ledger	Debit Amount	Credit Amount
1103736	1613429	12/8/2015	270	160.00	
1103832	1613515	12/8/2015	270	127.64	
1103756	1613449	12/8/2015	270	123.60	
1103616	1613391	12/8/2015	270	100.00	
1103729	1613423	12/8/2015	270	100.00	
1103843	1613529	12/8/2015	270	75.00	
1103423	1613387	12/8/2015	270	50.00	
1103774	1613468	12/8/2015	270	48.50	
1103773	1613467	12/8/2015	270	42.00	
1103823	1613517	12/8/2015	270	21.25	
1103428	1613466	12/8/2015	270	12.00	
1103715	DFA EFT REV 12/8/	12/8/2015	270		104.75
1103628	152701201	12/8/2015	270		456,425.00
1103721	152701202	12/8/2015	270		39,362,199.37
1103803	152701203	12/8/2015	270		1,104,585.72
1104195	152701202	12/9/2015	270	74,625,000.00	
1104288	152601201	12/9/2015	270	28,000,000.00	
1104293	Correct Journal Entr	12/9/2015	270	16,000,000.00	
1104287	152801201	12/9/2015	270	15,000,000.00	
1104285	152301201	12/9/2015	270	11,000,000.00	
1104173	153001204	12/9/2015	270	8,000,000.00	
1104207	152701207 AIRS TA	12/9/2015	270	6,197,418.25	
1104229	1613584	12/9/2015	270	3,527,927.64	
1104174	1613547	12/9/2015	270	3,283,175.75	
1104222	1613582	12/9/2015	270	2,025,916.68	
1104182	1613551	12/9/2015	270	1,689,003.89	
1104230	1613585	12/9/2015	270	138,478.68	
1104237	1613592	12/9/2015	270	70,140.34	
1104275	1613626	12/9/2015	270	63,950.00	
1104184	1613552	12/9/2015	270	55,774.51	
1104209	152701208 AIRS TA	12/9/2015	270	41,636.02	
1104228	1613583	12/9/2015	270	32,053.81	
1104231	1613586	12/9/2015	270	13,265.31	
1104179	1613549	12/9/2015	270	12,446.82	
1104163	1613542	12/9/2015	270	12,267.12	
1104232	1613587	12/9/2015	270	11,159.64	
1103856	1613541	12/9/2015	270	10,601.13	
1104253	1613608	12/9/2015	270	7,795.26	
1104233	1613588	12/9/2015	270	6,395.66	
1104252	1613607	12/9/2015	270	6,314.96	
1104214	1613571	12/9/2015	270	6,207.75	
1104236	1613591	12/9/2015	270	3,411.20	
1104256	1613611	12/9/2015	270	2,558.75	
1104217	1613573	12/9/2015	270	2,310.00	
1104211	152701209 AIRS D€	12/9/2015	270	1,966.65	
1104180	1613550	12/9/2015	270	1,669.28	
1104213	152701210 AIRS D€	12/9/2015	270	1,527.26	
1104194	1613566	12/9/2015	270	1,517.92	
1104177	1613548	12/9/2015	270	501.06	
1104216	1613572	12/9/2015	270	490.00	
1104218	1613574	12/9/2015	270	420.00	
1104235	1613590	12/9/2015	270	230.00	
1104200	1613569	12/9/2015	270	198.50	
1104186	1613553	12/9/2015	270	170.00	
1104188	1613554	12/9/2015	270	160.00	
1104255	1613610	12/9/2015	270	150.00	

Run Date: 6/30/2016
 Run Time: 2:55:37PM

Demand Account Activity

Start Date: 7/1/2015 End Date: 6/30/2016

Page: 179
 User: 0

Jnl. Entry	Ref #	Trx. Date	Ledger	Debit Amount	Credit Amount
1104169	1613544	12/9/2015	270	105.60	
1104171	1613545	12/9/2015	270	92.00	
1104168	1613543	12/9/2015	270	80.00	
1104254	1613609	12/9/2015	270	75.00	
1104212	1613570	12/9/2015	270	30.00	
1104234	1613589	12/9/2015	270	25.40	
1104172	1613546	12/9/2015	270	20.00	
1104190	1613555	12/9/2015	270	20.00	
1104191	1613556	12/9/2015	270	5.00	
1104185	152701201	12/9/2015	270		77,851,000.00
1104196	152701203	12/9/2015	270		1,689,003.89
1104197	152701204	12/9/2015	270		1,645,653.17
1104267	DFA EFT REV 12/9/	12/9/2015	270		884.00
1104215	152701205	12/9/2015	270		33,433,068.73
1104259	152701206	12/9/2015	270		40,265,917.18
1104292	Back Out Journal Er	12/9/2015	270		15,000,000.00
1105475	1613699	12/10/2015	270	152,921,492.21	
1105397	152701202	12/10/2015	270	9,784,000.00	
1105394	153001203	12/10/2015	270	9,000,000.00	
1105425	152701207 AIRS TA	12/10/2015	270	5,676,253.28	
1105473	1613697	12/10/2015	270	882,297.78	
1105422	1613652	12/10/2015	270	680,435.38	
1105404	1613641	12/10/2015	270	646,982.42	
1105416	1613649	12/10/2015	270	500,000.00	
1105438	1613664	12/10/2015	270	477,757.27	
1105517	1613734	12/10/2015	270	292,224.00	
1105435	1613663	12/10/2015	270	254,500.00	
1105405	1613642	12/10/2015	270	254,369.29	
1105418	1613650	12/10/2015	270	228,859.20	
1105406	1613643	12/10/2015	270	224,298.75	
1105479	1613700	12/10/2015	270	194,234.26	
1105481	1613702	12/10/2015	270	168,909.36	
1105420	1613651	12/10/2015	270	163,264.82	
1105412	1613647	12/10/2015	270	135,292.38	
1105521	1613738	12/10/2015	270	84,620.40	
1105426	1613654	12/10/2015	270	78,089.89	
1105429	152701208 AIRS TA	12/10/2015	270	77,519.49	
1105470	1613693	12/10/2015	270	77,077.50	
1105408	1613644	12/10/2015	270	76,272.17	
1105518	1613735	12/10/2015	270	67,260.25	
1105410	1613645	12/10/2015	270	58,420.25	
1105431	1613658	12/10/2015	270	52,492.86	
1105427	1613655	12/10/2015	270	52,327.91	
1105463	1613689	12/10/2015	270	45,222.70	
1105424	1613653	12/10/2015	270	44,437.45	
1105467	1613690	12/10/2015	270	40,200.73	
1105482	1613703	12/10/2015	270	30,000.00	
1105471	1613694	12/10/2015	270	26,102.50	
1105501	1613721	12/10/2015	270	23,141.13	
1105483	1613704	12/10/2015	270	22,305.85	
1105519	1613736	12/10/2015	270	22,292.21	
1105472	1613695	12/10/2015	270	19,406.45	
1105414	1613648	12/10/2015	270	19,370.08	
1105439	1613665	12/10/2015	270	19,122.00	
1105513	1613731	12/10/2015	270	17,299.40	
1105411	1613646	12/10/2015	270	16,573.00	

Run Date: 6/30/2016
 Run Time: 2:55:37PM

Demand Account Activity

Page: 180
 User: 0

Start Date: 7/1/2015 End Date: 6/30/2016

Jnl. Entry	Ref #	Trx. Date	Ledger	Debit Amount	Credit Amount
1105578	1613789	12/10/2015	270	13,780.48	
1105484	1613705	12/10/2015	270	8,829.40	
1105468	1613691	12/10/2015	270	8,525.00	
1105485	1613706	12/10/2015	270	7,665.33	
1105486	1613707	12/10/2015	270	7,365.14	
1105487	1613708	12/10/2015	270	7,208.37	
1105489	1613709	12/10/2015	270	6,288.02	
1105490	1613710	12/10/2015	270	6,253.30	
1105430	1613657	12/10/2015	270	5,776.32	
1105447	1613669	12/10/2015	270	5,340.00	
1105580	1613792	12/10/2015	270	5,287.86	
1105491	1613711	12/10/2015	270	4,962.50	
1105500	1613720	12/10/2015	270	4,582.90	
1105492	1613712	12/10/2015	270	4,163.00	
1105522	1613739	12/10/2015	270	4,005.00	
1105493	1613713	12/10/2015	270	3,924.57	
1105480	1613701	12/10/2015	270	3,413.92	
1104302	1613634	12/10/2015	270	3,216.75	
1105474	1613698	12/10/2015	270	2,750.91	
1105469	1613692	12/10/2015	270	2,151.75	
1105433	152701209 AIRS DE	12/10/2015	270	2,035.60	
1105494	1613714	12/10/2015	270	1,871.75	
1105520	1613737	12/10/2015	270	1,778.07	
1105441	1613666	12/10/2015	270	1,520.00	
1105523	1613740	12/10/2015	270	1,152.10	
1105428	1613656	12/10/2015	270	1,048.93	
1105448	1613670	12/10/2015	270	1,020.00	
1105444	1613667	12/10/2015	270	768.50	
1105516	1613733	12/10/2015	270	687.50	
1105462	1613688	12/10/2015	270	475.00	
1105495	1613715	12/10/2015	270	383.00	
1105496	1613716	12/10/2015	270	325.00	
1105576	1613791	12/10/2015	270	294.77	
1105497	1613717	12/10/2015	270	252.00	
1105499	1613719	12/10/2015	270	182.50	
1105498	1613718	12/10/2015	270	120.00	
1105446	1613668	12/10/2015	270	90.00	
1105515	1613732	12/10/2015	270	64.15	
1105573	1613790	12/10/2015	270	52.08	
1105577	1613788	12/10/2015	270	17.44	
1104305	DFA EFT REV 12/10	12/10/2015	270		0.40
1105396	152701201	12/10/2015	270		13,755,000.00
1105398	152701203	12/10/2015	270		49,999,236.11
1105399	152701204	12/10/2015	270		47.81
1105443	DFA EFT REV 12/10	12/10/2015	270		3,274.11
1105434	152701206	12/10/2015	270		49,484,008.44
1105440	152701211	12/10/2015	270		20,000,000.00
1105514	152701210	12/10/2015	270		50,000,000.00
1105927	152701206	12/11/2015	270	120,673,749.16	
1105984	152601201	12/11/2015	270	109,000,000.00	
1105851	152701207 AIRS TA	12/11/2015	270	18,359,075.91	
1105905	1613851	12/11/2015	270	10,035,199.77	
1105803	153001202	12/11/2015	270	6,000,000.00	
1105895	1613841	12/11/2015	270	5,543,169.74	
1106030	152601202	12/11/2015	270	5,000,000.00	
1105926	152701205	12/11/2015	270	4,997,666.67	

Run Date: 6/30/2016
Run Time: 2:55:37PM

Demand Account Activity

Start Date: 7/1/2015 End Date: 6/30/2016

Page: 181
User: 0

Jnl. Entry	Ref #	Trx. Date	Ledger	Debit Amount	Credit Amount
1106024	Correct Journal Entr	12/11/2015	270	4,997,666.67	
1105904	1613850	12/11/2015	270	2,032,337.06	
1105893	1613839	12/11/2015	270	1,500,000.00	
1105923	1613862	12/11/2015	270	1,227,276.45	
1106004	1613933	12/11/2015	270	1,186,681.06	
1106019	152301201	12/11/2015	270	1,000,000.00	
1105916	1613855	12/11/2015	270	502,380.63	
1106012	1613943	12/11/2015	270	467,998.86	
1105924	1613863	12/11/2015	270	410,817.51	
1105903	1613849	12/11/2015	270	192,313.77	
1106014	1613944	12/11/2015	270	189,586.83	
1105946	1613872	12/11/2015	270	161,784.60	
1105591	1613803	12/11/2015	270	127,595.98	
1105856	1613804	12/11/2015	270	119,319.63	
1106005	1613934	12/11/2015	270	90,104.00	
1105914	1613853	12/11/2015	270	77,306.95	
1105896	1613842	12/11/2015	270	54,234.56	
1105857	1613805	12/11/2015	270	53,413.45	
1105892	1613838	12/11/2015	270	51,375.52	
1105858	1613806	12/11/2015	270	50,881.29	
1106010	1613942	12/11/2015	270	45,583.27	
1105917	1613856	12/11/2015	270	37,033.31	
1105918	1613857	12/11/2015	270	29,358.31	
1105852	152701208 AIRS TA	12/11/2015	270	24,253.43	
1105945	1613871	12/11/2015	270	22,321.54	
1105919	1613858	12/11/2015	270	21,453.42	
1105862	1613809	12/11/2015	270	16,582.93	
1105881	1613940	12/11/2015	270	16,134.05	
1106007	1613936	12/11/2015	270	15,327.80	
1105920	1613859	12/11/2015	270	11,886.02	
1105947	1613873	12/11/2015	270	10,075.41	
1105943	1613869	12/11/2015	270	8,971.75	
1106009	1613937	12/11/2015	270	8,730.00	
1105950	1613883	12/11/2015	270	8,681.00	
1105964	1613948	12/11/2015	270	8,298.83	
1106011	1613938	12/11/2015	270	7,274.05	
1105899	1613845	12/11/2015	270	6,970.00	
1105901	1613847	12/11/2015	270	6,750.00	
1106003	1613932	12/11/2015	270	6,081.14	
1105915	1613854	12/11/2015	270	5,044.31	
1105884	1613864	12/11/2015	270	4,624.67	
1105948	1613874	12/11/2015	270	4,602.30	
1105949	1613875	12/11/2015	270	4,375.00	
1105894	1613840	12/11/2015	270	3,672.52	
1106006	1613935	12/11/2015	270	3,357.73	
1105939	1613867	12/11/2015	270	2,850.00	
1105859	1613807	12/11/2015	270	1,391.67	
1105595	1613817	12/11/2015	270	827.97	
1105935	1613865	12/11/2015	270	803.50	
1105921	1613860	12/11/2015	270	737.71	
1105944	1613870	12/11/2015	270	730.00	
1105900	1613846	12/11/2015	270	600.00	
1105853	152701209 AIRS D€	12/11/2015	270	591.47	
1105941	1613868	12/11/2015	270	540.00	
1105922	1613861	12/11/2015	270	505.68	
1105864	1613811	12/11/2015	270	419.84	

Run Date: 6/30/2016
 Run Time: 2:55:37PM

Demand Account Activity

Start Date: 7/1/2015 End Date: 6/30/2016

Page: 182
 User: 0

Jnl. Entry	Ref #	Trx. Date	Ledger	Debit Amount	Credit Amount
1105863	1613810	12/11/2015	270	401.15	
1106013	1613939	12/11/2015	270	377.50	
1105872	1613820	12/11/2015	270	358.31	
1105865	1613812	12/11/2015	270	330.00	
1105902	1613848	12/11/2015	270	325.00	
1106016	1613945	12/11/2015	270	250.00	
1105897	1613843	12/11/2015	270	175.00	
1106017	1613946	12/11/2015	270	142.50	
1105938	1613866	12/11/2015	270	130.00	
1105898	1613844	12/11/2015	270	106.25	
1105870	1613818	12/11/2015	270	90.00	
1106008	1613941	12/11/2015	270	70.00	
1105860	1613808	12/11/2015	270	63.35	
1105871	1613819	12/11/2015	270	23.90	
1105866	1613813	12/11/2015	270	20.50	
1105867	1613814	12/11/2015	270	20.45	
1105868	1613815	12/11/2015	270	18.85	
1105869	1613816	12/11/2015	270	18.00	
1105798	DFA EFT REV 12/1'	12/11/2015	270		733.48
1105804	152701201	12/11/2015	270		5,543,169.74
1105805	152701202	12/11/2015	270		1,121,000.00
1105810	152701203	12/11/2015	270		283.80
1105861	152701204	12/11/2015	270		277,862,471.09
1106022	Back Out Journal Er	12/11/2015	270		4,997,666.67
1106029	CORRECTION ENT	12/11/2015	270		4,997,666.67
1106315	162701204EFT AIR!	12/14/2015	270	23,796,286.15	
1106329	162701210	12/14/2015	270	15,000,000.00	
1106419	162701211	12/14/2015	270	15,000,000.00	
1106351	1614000	12/14/2015	270	12,007,053.71	
1106313	162701202	12/14/2015	270	6,000,000.00	
1106421	162701212	12/14/2015	270	1,000,000.00	
1106417	1614057	12/14/2015	270	517,961.05	
1106347	1613997	12/14/2015	270	360,605.70	
1106349	1613998	12/14/2015	270	314,876.00	
1106350	1613999	12/14/2015	270	162,522.23	
1106372	1614019	12/14/2015	270	145,380.41	
1106285	1613960	12/14/2015	270	144,062.85	
1106379	1614026	12/14/2015	270	124,071.52	
1106416	1614056	12/14/2015	270	60,407.00	
1106403	1614052	12/14/2015	270	51,583.63	
1106293	1613958	12/14/2015	270	46,604.66	
1106291	1613963	12/14/2015	270	42,000.00	
1106289	1613962	12/14/2015	270	40,913.69	
1106039	1613959	12/14/2015	270	34,999.90	
1106357	1614004	12/14/2015	270	34,758.12	
1106376	1614023	12/14/2015	270	25,360.55	
1106294	1614016	12/14/2015	270	23,285.84	
1106358	1614005	12/14/2015	270	22,487.22	
1106354	1614001	12/14/2015	270	18,726.59	
1106388	1614035	12/14/2015	270	14,459.65	
1106359	1614006	12/14/2015	270	13,695.00	
1106380	1614027	12/14/2015	270	8,610.00	
1106362	1614009	12/14/2015	270	5,199.50	
1106345	1613996	12/14/2015	270	4,625.92	
1106287	1613961	12/14/2015	270	4,121.22	
1106377	1614024	12/14/2015	270	3,442.45	

Run Date: 6/30/2016
 Run Time: 2:55:37PM

Demand Account Activity

Page: 183
 User: 0

Start Date: 7/1/2015 End Date: 6/30/2016

Jnl. Entry	Ref #	Trx. Date	Ledger	Debit Amount	Credit Amount
1106374	1614021	12/14/2015	270	2,092.15	
1106364	1614011	12/14/2015	270	1,975.00	
1106373	1614020	12/14/2015	270	1,346.15	
1106414	1614054	12/14/2015	270	965.99	
1106371	1614018	12/14/2015	270	848.54	
1106366	1614013	12/14/2015	270	811.75	
1106363	1614010	12/14/2015	270	420.00	
1106365	1614012	12/14/2015	270	380.00	
1106355	1614002	12/14/2015	270	367.57	
1106369	1614017	12/14/2015	270	312.29	
1106378	1614025	12/14/2015	270	292.50	
1106389	1614036	12/14/2015	270	289.77	
1106360	1614007	12/14/2015	270	153.25	
1106375	1614022	12/14/2015	270	144.06	
1106356	1614003	12/14/2015	270	136.61	
1106413	1614053	12/14/2015	270	124.00	
1106286	1613955	12/14/2015	270	120.00	
1106361	1614008	12/14/2015	270	115.50	
1106368	1614015	12/14/2015	270	84.00	
1106367	1614014	12/14/2015	270	80.00	
1106290	1613957	12/14/2015	270	70.00	
1106415	1614055	12/14/2015	270	51.00	
1106288	1613956	12/14/2015	270	38.25	
1106316	162701205	12/14/2015	270		48,833,519.12
1106325	162701206	12/14/2015	270		4,997,044.44
1106312	162701201	12/14/2015	270		886,000.00
1106328	DFA EFT REV 12/14	12/14/2015	270		1,249.00
1106346	162701209	12/14/2015	270		19,864,847.75
1106745	152701207 AIRS TA	12/15/2015	270	40,755,752.45	
1106869	152801201	12/15/2015	270	22,000,000.00	
1106825	153001206	12/15/2015	270	10,000,000.00	
1106728	153001204	12/15/2015	270	7,000,000.00	
1106802	1614198	12/15/2015	270	5,181,415.11	
1106911	1614220	12/15/2015	270	2,566,368.62	
1106900	152601201	12/15/2015	270	2,000,000.00	
1106872	1614200	12/15/2015	270	1,272,120.78	
1106870	1614197	12/15/2015	270	646,000.00	
1106845	1614165	12/15/2015	270	366,671.09	
1106913	1614222	12/15/2015	270	300,000.00	
1106846	1614166	12/15/2015	270	281,307.72	
1106918	152701215	12/15/2015	270	186,377.33	
1106876	1614207	12/15/2015	270	169,353.53	
1106844	1614164	12/15/2015	270	127,331.40	
1106912	1614221	12/15/2015	270	127,160.60	
1106835	1614160	12/15/2015	270	107,070.60	
1106768	1614099	12/15/2015	270	78,880.00	
1106781	1614112	12/15/2015	270	69,387.04	
1106851	1614172	12/15/2015	270	65,743.80	
1106885	1614202	12/15/2015	270	60,363.00	
1106850	1614171	12/15/2015	270	52,092.16	
1106867	1614196	12/15/2015	270	51,158.51	
1106747	152701208 AIRS TA	12/15/2015	270	47,094.93	
1106838	1614161	12/15/2015	270	41,267.32	
1106789	1614120	12/15/2015	270	39,216.10	
1106875	1614206	12/15/2015	270	35,819.28	
1106849	1614169	12/15/2015	270	33,797.40	

Run Date: 6/30/2016
Run Time: 2:55:37PM

Demand Account Activity

Start Date: 7/1/2015 End Date: 6/30/2016

Page: 184
User: 0

Jnl. Entry	Ref #	Trx. Date	Ledger	Debit Amount	Credit Amount
1106884	1614201	12/15/2015	270	28,285.59	
1106788	1614119	12/15/2015	270	24,809.20	
1106916	1614225	12/15/2015	270	23,134.98	
1106769	1614100	12/15/2015	270	22,825.00	
1106787	1614118	12/15/2015	270	22,279.45	
1106854	1614175	12/15/2015	270	20,106.36	
1106780	1614111	12/15/2015	270	18,853.17	
1106767	1614098	12/15/2015	270	18,115.00	
1106840	1614162	12/15/2015	270	11,844.53	
1106786	1614117	12/15/2015	270	10,568.93	
1106782	1614113	12/15/2015	270	10,279.00	
1106880	1614194	12/15/2015	270	10,101.46	
1106771	1614102	12/15/2015	270	9,830.00	
1106914	1614223	12/15/2015	270	8,860.00	
1106776	1614107	12/15/2015	270	8,580.00	
1106910	1614219	12/15/2015	270	8,500.00	
1106871	1614199	12/15/2015	270	8,348.03	
1106833	1614159	12/15/2015	270	7,423.76	
1106772	1614103	12/15/2015	270	7,280.00	
1106853	1614174	12/15/2015	270	6,654.51	
1106770	1614101	12/15/2015	270	6,570.00	
1106774	1614105	12/15/2015	270	6,150.00	
1106785	1614116	12/15/2015	270	6,141.08	
1106784	1614115	12/15/2015	270	5,413.23	
1106879	1614193	12/15/2015	270	5,285.60	
1106741	1614090	12/15/2015	270	5,277.87	
1106756	1614091	12/15/2015	270	4,810.25	
1106852	1614173	12/15/2015	270	4,460.40	
1106858	1614179	12/15/2015	270	3,153.50	
1106755	1614203	12/15/2015	270	3,098.87	
1106915	1614224	12/15/2015	270	2,960.00	
1106856	1614177	12/15/2015	270	2,810.83	
1106860	1614180	12/15/2015	270	2,379.00	
1106778	1614109	12/15/2015	270	2,267.00	
1106855	1614176	12/15/2015	270	2,243.81	
1106831	1614158	12/15/2015	270	2,161.56	
1106762	1614093	12/15/2015	270	1,975.00	
1106766	1614097	12/15/2015	270	1,913.00	
1106857	1614178	12/15/2015	270	1,633.00	
1106779	1614110	12/15/2015	270	1,519.00	
1106842	1614163	12/15/2015	270	1,260.00	
1106866	1614184	12/15/2015	270	991.43	
1106861	1614181	12/15/2015	270	836.96	
1106748	152701209 AIRS DE	12/15/2015	270	787.13	
1106881	1614195	12/15/2015	270	660.00	
1106783	1614114	12/15/2015	270	649.19	
1106847	1614167	12/15/2015	270	631.16	
1106777	1614108	12/15/2015	270	625.00	
1106848	1614168	12/15/2015	270	558.60	
1106863	1614182	12/15/2015	270	542.00	
1106773	1614104	12/15/2015	270	525.00	
1106764	1614095	12/15/2015	270	464.25	
1106757	1614092	12/15/2015	270	390.00	
1106763	1614094	12/15/2015	270	380.00	
1106822	1614185	12/15/2015	270	317.00	
1106775	1614106	12/15/2015	270	300.00	

Run Date: 6/30/2016
 Run Time: 2:55:37PM

Demand Account Activity

Start Date: 7/1/2015 End Date: 6/30/2016

Page: 185
 User: 0

Jnl. Entry	Ref #	Trx. Date	Ledger	Debit Amount	Credit Amount
1106836	1614186	12/15/2015	270	234.00	
1106865	1614183	12/15/2015	270	200.00	
1106791	1614122	12/15/2015	270	150.00	
1106818	1614157	12/15/2015	270	100.00	
1106790	1614121	12/15/2015	270	75.00	
1106883	1614170	12/15/2015	270	58.87	
1106765	1614096	12/15/2015	270	50.00	
1106874	1614205	12/15/2015	270	28.54	
1106878	1614192	12/15/2015	270	24.00	
1106873	1614204	12/15/2015	270	23.60	
1106877	1614191	12/15/2015	270	16.00	
1106868	1614190	12/15/2015	270	8.00	
1106859	1614187	12/15/2015	270	4.00	
1106862	1614188	12/15/2015	270	4.00	
1106864	1614189	12/15/2015	270	4.00	
1106435	DFA EFT REV 12-1!	12/15/2015	270		4,788.71
1106729	152701201	12/15/2015	270		0.30
1106731	152701202	12/15/2015	270		1,478,608.00
1106823	152701203	12/15/2015	270		32,471,939.27
1106824	152701204	12/15/2015	270		60,772,115.08
1107254	152701207 AIRS TA	12/16/2015	270	133,216,799.54	
1106929	1614233	12/16/2015	270	4,592,729.80	
1107314	152601201	12/16/2015	270	4,000,000.00	
1107381	152801201	12/16/2015	270	4,000,000.00	
1107275	1614270	12/16/2015	270	1,206,981.31	
1107225	152701201	12/16/2015	270	1,070,000.00	
1107379	152301202	12/16/2015	270	1,000,000.00	
1107278	1614273	12/16/2015	270	887,136.06	
1107344	1614313	12/16/2015	270	827,695.59	
1107282	1614280	12/16/2015	270	165,557.56	
1107290	1614285	12/16/2015	270	127,679.59	
1107277	1614272	12/16/2015	270	99,007.48	
1107276	1614271	12/16/2015	270	90,766.00	
1106928	1614232	12/16/2015	270	36,143.16	
1106925	1614229	12/16/2015	270	33,363.24	
1107295	1614290	12/16/2015	270	28,424.39	
1106926	1614230	12/16/2015	270	28,153.35	
1107280	1614279	12/16/2015	270	26,365.23	
1107287	1614276	12/16/2015	270	16,166.10	
1107294	1614289	12/16/2015	270	16,165.66	
1107281	1614274	12/16/2015	270	12,664.59	
1107279	1614278	12/16/2015	270	8,941.85	
1107273	1614277	12/16/2015	270	7,482.50	
1107289	1614299	12/16/2015	270	6,195.30	
1107297	1614291	12/16/2015	270	5,757.75	
1107304	1614297	12/16/2015	270	5,320.68	
1107296	1614306	12/16/2015	270	3,835.00	
1107285	1614282	12/16/2015	270	2,344.33	
1107288	1614284	12/16/2015	270	2,240.40	
1107283	1614281	12/16/2015	270	2,225.06	
1107299	1614293	12/16/2015	270	1,925.00	
1106921	1614228	12/16/2015	270	1,480.00	
1107286	1614283	12/16/2015	270	1,046.55	
1107302	1614295	12/16/2015	270	809.25	
1107293	1614288	12/16/2015	270	731.40	
1106927	1614231	12/16/2015	270	689.52	

Run Date: 6/30/2016
 Run Time: 2:55:37PM

Demand Account Activity

Page: 186
 User: 0

Start Date: 7/1/2015 End Date: 6/30/2016

Jnl. Entry	Ref #	Trx. Date	Ledger	Debit Amount	Credit Amount
1107298	1614292	12/16/2015	270	490.00	
1107300	1614294	12/16/2015	270	370.00	
1107291	1614286	12/16/2015	270	362.50	
1107320	1614308	12/16/2015	270	342.98	
1107305	1614298	12/16/2015	270	265.00	
1107284	1614275	12/16/2015	270	251.60	
1107303	1614296	12/16/2015	270	190.00	
1107364	1614315	12/16/2015	270	123.00	
1107363	1614314	12/16/2015	270	75.00	
1107366	1614316	12/16/2015	270	75.00	
1107292	1614287	12/16/2015	270	70.40	
1107319	1614307	12/16/2015	270	8.50	
1107226	152701202	12/16/2015	270		1,663,000.00
1107227	152701203	12/16/2015	270		4,592,729.80
1107228	152701204	12/16/2015	270		129,540,353.50
1107256	DFA EFT REV 12/1	12/16/2015	270		1,439.85
1107257	152701204	12/16/2015	270		15,448,287.05
1108010	152701207 AIRS AX	12/17/2015	270	71,104,432.48	
1108120	1614430	12/17/2015	270	51,136,377.29	
1108081	152701205	12/17/2015	270	15,600,000.00	
1107989	153001203	12/17/2015	270	12,000,000.00	
1108150	152801201	12/17/2015	270	10,000,000.00	
1108004	1614338	12/17/2015	270	9,215,623.78	
1108082	152701206	12/17/2015	270	3,000,000.00	
1108084	152701212	12/17/2015	270	900,000.00	
1108121	1614431	12/17/2015	270	591,002.23	
1108020	152701202	12/17/2015	270	565,380.58	
1108090	1614404	12/17/2015	270	411,756.99	
1108013	152701208 AIRS TA	12/17/2015	270	223,984.15	
1108083	152701211	12/17/2015	270	150,000.00	
1108085	152701213	12/17/2015	270	150,000.00	
1108091	1614405	12/17/2015	270	124,285.96	
1108117	1614427	12/17/2015	270	113,082.00	
1108001	1614337	12/17/2015	270	96,021.33	
1108008	1614340	12/17/2015	270	84,706.34	
1108092	1614406	12/17/2015	270	77,037.12	
1108047	1614371	12/17/2015	270	71,915.00	
1108161	1614462	12/17/2015	270	61,913.20	
1108114	1614424	12/17/2015	270	53,246.43	
1108159	1614469	12/17/2015	270	51,807.81	
1108122	1614432	12/17/2015	270	41,115.03	
1108160	1614472	12/17/2015	270	37,000.00	
1108123	1614433	12/17/2015	270	36,236.76	
1108162	1614470	12/17/2015	270	35,540.07	
1108119	1614429	12/17/2015	270	34,160.07	
1108018	152701210 AIRS DE	12/17/2015	270	34,081.71	
1108094	1614408	12/17/2015	270	32,685.84	
1108015	1614345	12/17/2015	270	32,074.80	
1108002	1614336	12/17/2015	270	28,490.91	
1108031	1614356	12/17/2015	270	25,500.00	
1108048	1614372	12/17/2015	270	22,410.00	
1108038	1614362	12/17/2015	270	21,126.50	
1108012	1614343	12/17/2015	270	15,463.61	
1108095	1614409	12/17/2015	270	12,839.93	
1108037	1614361	12/17/2015	270	12,357.25	
1108009	1614341	12/17/2015	270	9,772.00	

Run Date: 6/30/2016
 Run Time: 2:55:37PM

Demand Account Activity

Page: 187
 User: 0

Start Date: 7/1/2015 End Date: 6/30/2016

Jnl. Entry	Ref #	Trx. Date	Ledger	Debit Amount	Credit Amount
1108033	1614357	12/17/2015	270	9,520.00	
1108126	1614436	12/17/2015	270	9,113.38	
1108124	1614434	12/17/2015	270	7,416.51	
1108164	1614463	12/17/2015	270	7,125.82	
1108168	1614464	12/17/2015	270	6,500.00	
1108035	1614359	12/17/2015	270	6,120.00	
1108096	1614410	12/17/2015	270	5,620.28	
1107997	1614334	12/17/2015	270	5,362.00	
1108170	1614466	12/17/2015	270	5,089.52	
1108169	1614465	12/17/2015	270	4,639.50	
1108040	1614364	12/17/2015	270	4,545.00	
1108127	1614437	12/17/2015	270	4,228.26	
1108098	1614412	12/17/2015	270	4,208.00	
1107999	1614335	12/17/2015	270	4,000.00	
1108118	1614428	12/17/2015	270	3,578.54	
1108128	1614438	12/17/2015	270	3,136.88	
1108115	1614425	12/17/2015	270	2,979.70	
1108099	1614413	12/17/2015	270	2,521.00	
1107996	1614333	12/17/2015	270	2,220.00	
1108100	1614414	12/17/2015	270	2,131.00	
1108089	1614403	12/17/2015	270	2,022.07	
1108109	1614471	12/17/2015	270	2,011.40	
1108097	1614411	12/17/2015	270	2,005.24	
1108039	1614363	12/17/2015	270	1,740.00	
1108014	1614344	12/17/2015	270	1,677.41	
1108102	1614415	12/17/2015	270	1,525.00	
1108166	1614474	12/17/2015	270	1,222.91	
1108016	152701209 AIRS DE	12/17/2015	270	1,118.93	
1108036	1614360	12/17/2015	270	1,025.00	
1108041	1614365	12/17/2015	270	870.00	
1108042	1614366	12/17/2015	270	810.75	
1108006	1614339	12/17/2015	270	498.00	
1108011	1614342	12/17/2015	270	490.18	
1108116	1614426	12/17/2015	270	450.00	
1108104	1614416	12/17/2015	270	426.26	
1108107	1614417	12/17/2015	270	359.02	
1108171	1614467	12/17/2015	270	308.46	
1108108	1614418	12/17/2015	270	303.00	
1108106	1614419	12/17/2015	270	300.00	
1108045	1614369	12/17/2015	270	288.34	
1108110	1614420	12/17/2015	270	262.00	
1108093	1614407	12/17/2015	270	185.29	
1108034	1614358	12/17/2015	270	175.00	
1108044	1614368	12/17/2015	270	165.08	
1108155	1614468	12/17/2015	270	148.02	
1108046	1614370	12/17/2015	270	144.75	
1108163	1614473	12/17/2015	270	143.91	
1108043	1614367	12/17/2015	270	115.00	
1108125	1614435	12/17/2015	270	76.32	
1108111	1614421	12/17/2015	270	50.00	
1108158	1614461	12/17/2015	270	43.50	
1108112	1614422	12/17/2015	270	35.00	
1108113	1614423	12/17/2015	270	12.00	
1107991	152701201	12/17/2015	270		1,075,000.00
1108028	DFA EFT REV 12-1;	12/17/2015	270		15,835.29
1108021	152701203	12/17/2015	270		28,552,100.62

Run Date: 6/30/2016
Run Time: 2:55:37PM

Demand Account Activity

Start Date: 7/1/2015 End Date: 6/30/2016

Page: 188
User: 0

Jnl. Entry	Ref #	Trx. Date	Ledger	Debit Amount	Credit Amount
1108080	152701204	12/17/2015	270		146,280,575.63
1108540	152701203	12/18/2015	270	276,683,944.44	
1108636	153991204	12/18/2015	270	18,926,000.00	
1108505	1614507	12/18/2015	270	18,879,879.73	
1108536	152701207 AIRS TA	12/18/2015	270	10,370,501.74	
1108612	1614604	12/18/2015	270	5,788,911.04	
1108602	1614565	12/18/2015	270	2,565,162.96	
1108469	1614483	12/18/2015	270	2,143,348.17	
1108616	1614573	12/18/2015	270	1,492,343.96	
1108626	1614612	12/18/2015	270	900,000.00	
1108611	1614572	12/18/2015	270	455,464.25	
1108581	1614580	12/18/2015	270	244,408.09	
1108595	1614592	12/18/2015	270	169,774.26	
1108605	1614566	12/18/2015	270	141,629.82	
1108493	1614497	12/18/2015	270	137,443.25	
1108587	1614585	12/18/2015	270	125,960.08	
1108483	1614490	12/18/2015	270	107,825.00	
1108625	1614615	12/18/2015	270	96,864.78	
1108596	1614593	12/18/2015	270	63,773.76	
1108481	1614496	12/18/2015	270	62,787.49	
1108567	1614562	12/18/2015	270	54,612.00	
1108474	1614492	12/18/2015	270	52,775.68	
1108484	1614491	12/18/2015	270	47,269.20	
1108500	1614506	12/18/2015	270	47,111.43	
1108479	1614489	12/18/2015	270	45,185.00	
1108586	1614584	12/18/2015	270	42,895.32	
1108499	1614500	12/18/2015	270	20,888.53	
1108497	1614499	12/18/2015	270	18,843.48	
1108606	1614567	12/18/2015	270	15,723.00	
1108610	1614571	12/18/2015	270	11,509.79	
1108573	1614574	12/18/2015	270	10,947.75	
1108589	1614586	12/18/2015	270	9,040.97	
1108576	1614564	12/18/2015	270	7,858.05	
1108478	1614494	12/18/2015	270	7,244.34	
1108496	1614498	12/18/2015	270	7,000.00	
1108585	1614583	12/18/2015	270	6,521.59	
1108495	1614505	12/18/2015	270	6,045.61	
1108590	1614587	12/18/2015	270	5,111.21	
1108501	1614501	12/18/2015	270	4,563.81	
1108470	1614484	12/18/2015	270	4,238.52	
1108476	1614493	12/18/2015	270	4,085.83	
1108584	1614582	12/18/2015	270	3,892.34	
1108486	1614502	12/18/2015	270	2,996.38	
1108591	1614588	12/18/2015	270	2,925.88	
1108575	1614576	12/18/2015	270	2,520.00	
1108624	1614602	12/18/2015	270	2,429.00	
1108599	1614594	12/18/2015	270	2,265.20	
1108520	1614603	12/18/2015	270	2,000.56	
1108489	1614503	12/18/2015	270	1,383.84	
1108583	1614581	12/18/2015	270	1,178.94	
1108607	1614568	12/18/2015	270	1,025.64	
1108623	1614601	12/18/2015	270	932.00	
1108574	1614575	12/18/2015	270	890.00	
1108578	1614578	12/18/2015	270	873.25	
1108621	1614600	12/18/2015	270	814.90	
1108491	1614504	12/18/2015	270	735.00	

Run Date: 6/30/2016
Run Time: 2:55:37PM

Demand Account Activity

Start Date: 7/1/2015 End Date: 6/30/2016

Page: 189
User: 0

Jnl. Entry	Ref #	Trx. Date	Ledger	Debit Amount	Credit Amount
1108577	1614577	12/18/2015	270	480.00	
1108480	1614495	12/18/2015	270	346.54	
1108594	1614591	12/18/2015	270	310.00	
1108600	1614595	12/18/2015	270	310.00	
1108592	1614589	12/18/2015	270	208.00	
1108579	1614579	12/18/2015	270	130.00	
1108608	1614569	12/18/2015	270	100.93	
1108593	1614590	12/18/2015	270	77.91	
1108569	1614563	12/18/2015	270	20.81	
1108609	1614570	12/18/2015	270	18.66	
1108521	DFA EFT REV 12/18	12/18/2015	270		377,726.72
1108492	152701201	12/18/2015	270		1,697,000.00
1108494	152701202	12/18/2015	270		18,879,879.93
1108543	152701205	12/18/2015	270		275,554,041.60
1108638	152601201	12/18/2015	270		44,000,000.00
1108922	152701202	12/21/2015	270	105,321,000.00	
1108932	152701207 AIRS TA	12/21/2015	270	33,212,807.68	
1108919	153001203	12/21/2015	270	12,000,000.00	
1108953	1614648	12/21/2015	270	5,049,726.52	
1108997	1614688	12/21/2015	270	1,063,009.73	
1108954	1614649	12/21/2015	270	428,224.15	
1108955	1614650	12/21/2015	270	410,334.63	
1108978	1614672	12/21/2015	270	389,329.37	
1108991	1614682	12/21/2015	270	268,012.00	
1109035	152701206	12/21/2015	270	182,978.17	
1108947	1614642	12/21/2015	270	181,139.45	
1108956	1614651	12/21/2015	270	175,829.44	
1108979	1614673	12/21/2015	270	168,234.80	
1108980	1614674	12/21/2015	270	120,771.86	
1108950	1614645	12/21/2015	270	64,327.57	
1108973	1614667	12/21/2015	270	52,686.46	
1109004	1614694	12/21/2015	270	43,185.56	
1108938	1614633	12/21/2015	270	37,191.89	
1108949	1614644	12/21/2015	270	34,269.18	
1108976	1614670	12/21/2015	270	30,345.18	
1108951	1614646	12/21/2015	270	25,795.94	
1108939	1614634	12/21/2015	270	24,750.00	
1109003	1614693	12/21/2015	270	24,642.45	
1108952	1614647	12/21/2015	270	22,942.44	
1108649	1614630	12/21/2015	270	15,811.62	
1108942	1614637	12/21/2015	270	14,997.34	
1108934	152701209 AIRS DE	12/21/2015	270	12,943.04	
1108981	1614675	12/21/2015	270	10,000.00	
1109018	1614709	12/21/2015	270	8,542.20	
1109048	1614733	12/21/2015	270	7,230.00	
1108940	1614635	12/21/2015	270	6,499.94	
1108943	1614638	12/21/2015	270	6,227.14	
1108996	1614687	12/21/2015	270	5,847.53	
1108967	1614661	12/21/2015	270	5,538.75	
1108944	1614639	12/21/2015	270	4,635.00	
1108945	1614640	12/21/2015	270	4,032.61	
1108946	1614641	12/21/2015	270	3,836.42	
1108977	1614671	12/21/2015	270	3,224.91	
1108982	1614676	12/21/2015	270	2,828.00	
1108948	1614643	12/21/2015	270	2,580.00	
1109017	1614708	12/21/2015	270	2,181.81	

Run Date: 6/30/2016
 Run Time: 2:55:37PM

Demand Account Activity

Page: 190
 User: 0

Start Date: 7/1/2015 End Date: 6/30/2016

Jnl. Entry	Ref #	Trx. Date	Ledger	Debit Amount	Credit Amount
1108969	1614663	12/21/2015	270	2,025.00	
1108933	152701208 AIRSTA	12/21/2015	270	2,016.23	
1108975	1614669	12/21/2015	270	1,681.50	
1108971	1614665	12/21/2015	270	909.00	
1108957	1614652	12/21/2015	270	810.00	
1108959	1614654	12/21/2015	270	603.61	
1109047	1614732	12/21/2015	270	525.00	
1108968	1614662	12/21/2015	270	450.00	
1108941	1614636	12/21/2015	270	434.33	
1108970	1614664	12/21/2015	270	390.00	
1108958	1614653	12/21/2015	270	328.84	
1108983	1614677	12/21/2015	270	315.00	
1108999	1614689	12/21/2015	270	302.76	
1109000	1614690	12/21/2015	270	292.60	
1109001	1614691	12/21/2015	270	290.99	
1108974	1614668	12/21/2015	270	265.00	
1108994	1614685	12/21/2015	270	261.50	
1108992	1614683	12/21/2015	270	252.00	
1108984	1614678	12/21/2015	270	225.00	
1108937	1614632	12/21/2015	270	198.00	
1108985	1614679	12/21/2015	270	165.00	
1108995	1614686	12/21/2015	270	161.50	
1108986	1614680	12/21/2015	270	154.65	
1108935	1614631	12/21/2015	270	150.00	
1109019	1614710	12/21/2015	270	120.00	
1108987	1614681	12/21/2015	270	106.68	
1108993	1614684	12/21/2015	270	99.75	
1108972	1614666	12/21/2015	270	90.00	
1109002	1614692	12/21/2015	270	20.41	
1109020	1614711	12/21/2015	270	4.25	
1108964	152701204	12/21/2015	270		39,912,603.09
1108921	152701201	12/21/2015	270		1,823,000.00
1108989	152701205	12/21/2015	270		50,469,994.44
1109016	152701206	12/21/2015	270		30,247,720.63
1108936	152701203	12/21/2015	270		35,000,000.00
1109033	8006272	12/21/2015	270		53,310.72
1109034	8006273	12/21/2015	270		369.45
1109073	152801201	12/21/2015	270		2,000,000.00
1109473	1614840	12/22/2015	270	106,841,501.30	
1109413	152701207 AIRS TA	12/22/2015	270	84,493,202.31	
1109399	153001204	12/22/2015	270	19,000,000.00	
1109086	1614759	12/22/2015	270	5,562,904.69	
1109472	1614839	12/22/2015	270	2,166,905.95	
1109508	1614863	12/22/2015	270	1,153,822.34	
1109507	1614862	12/22/2015	270	1,121,024.67	
1109526	152301201	12/22/2015	270	1,000,000.00	
1109448	1614810	12/22/2015	270	581,730.99	
1109098	1614771	12/22/2015	270	490,196.32	
1109445	1614807	12/22/2015	270	471,955.16	
1109424	152701203	12/22/2015	270	459,594.24	
1109087	1614760	12/22/2015	270	170,000.00	
1109088	1614761	12/22/2015	270	170,000.00	
1109449	1614811	12/22/2015	270	133,449.86	
1109434	1614796	12/22/2015	270	105,000.00	
1109471	1614838	12/22/2015	270	101,606.99	
1109432	1614794	12/22/2015	270	79,887.50	

Run Date: 6/30/2016
 Run Time: 2:55:37PM

Demand Account Activity

Page: 191
 User: 0

Start Date: 7/1/2015 End Date: 6/30/2016

Jnl. Entry	Ref #	Trx. Date	Ledger	Debit Amount	Credit Amount
1109450	1614812	12/22/2015	270	70,624.08	
1109414	152701208 AIRS TA	12/22/2015	270	69,089.76	
1109435	1614797	12/22/2015	270	50,396.35	
1109512	1614866	12/22/2015	270	36,611.57	
1109517	1614876	12/22/2015	270	35,981.14	
1109102	1614775	12/22/2015	270	34,837.25	
1109474	1614841	12/22/2015	270	33,209.30	
1109518	1614877	12/22/2015	270	32,595.36	
1109099	1614772	12/22/2015	270	29,176.26	
1109093	1614766	12/22/2015	270	28,421.83	
1109534	1614878	12/22/2015	270	28,241.74	
1109511	1614865	12/22/2015	270	27,689.11	
1109433	1614795	12/22/2015	270	25,787.50	
1109475	1614842	12/22/2015	270	25,265.56	
1109451	1614813	12/22/2015	270	25,170.18	
1109476	1614843	12/22/2015	270	20,249.57	
1109094	1614767	12/22/2015	270	19,529.89	
1109104	1614777	12/22/2015	270	19,420.00	
1109089	1614762	12/22/2015	270	18,841.18	
1109436	1614798	12/22/2015	270	18,600.00	
1109442	1614804	12/22/2015	270	15,620.69	
1109437	1614799	12/22/2015	270	15,617.61	
1109452	1614814	12/22/2015	270	14,541.97	
1109453	1614815	12/22/2015	270	8,053.63	
1109454	1614816	12/22/2015	270	7,986.14	
1109100	1614773	12/22/2015	270	7,900.00	
1109108	1614782	12/22/2015	270	7,614.75	
1109455	1614817	12/22/2015	270	6,237.00	
1109446	1614808	12/22/2015	270	6,207.61	
1109514	1614875	12/22/2015	270	5,592.64	
1109521	1614881	12/22/2015	270	4,759.35	
1109095	1614768	12/22/2015	270	4,663.24	
1109441	1614803	12/22/2015	270	4,305.45	
1109447	1614809	12/22/2015	270	4,215.29	
1109097	1614770	12/22/2015	270	3,813.38	
1109519	1614879	12/22/2015	270	3,799.65	
1109438	1614800	12/22/2015	270	3,430.00	
1109456	1614818	12/22/2015	270	2,787.54	
1109457	1614819	12/22/2015	270	2,398.66	
1109101	1614774	12/22/2015	270	2,340.50	
1109392	1614784	12/22/2015	270	2,270.00	
1109458	1614820	12/22/2015	270	1,869.08	
1109090	1614763	12/22/2015	270	1,290.00	
1109462	1614824	12/22/2015	270	962.83	
1109416	152701209 AIRS DE	12/22/2015	270	794.93	
1109356	1614783	12/22/2015	270	610.00	
1109439	1614801	12/22/2015	270	600.00	
1109443	1614805	12/22/2015	270	517.57	
1109440	1614802	12/22/2015	270	507.50	
1109103	1614776	12/22/2015	270	475.00	
1109396	1614786	12/22/2015	270	447.25	
1109394	1614785	12/22/2015	270	430.00	
1109096	1614769	12/22/2015	270	425.00	
1109459	1614821	12/22/2015	270	367.03	
1109092	1614765	12/22/2015	270	295.00	
1109477	1614844	12/22/2015	270	274.23	

Run Date: 6/30/2016
 Run Time: 2:55:37PM

Demand Account Activity

Start Date: 7/1/2015 End Date: 6/30/2016

Page: 192
 User: 0

Jnl. Entry	Ref #	Trx. Date	Ledger	Debit Amount	Credit Amount
1109461	1614823	12/22/2015	270	220.00	
1109522	1614882	12/22/2015	270	178.73	
1109398	1614787	12/22/2015	270	60.00	
1109510	1614864	12/22/2015	270	48.50	
1109444	1614806	12/22/2015	270	47.73	
1109520	1614880	12/22/2015	270	20.81	
1109417	152701210 AIRS DE	12/22/2015	270	5.00	
1109460	1614822	12/22/2015	270	4.87	
1109091	1614764	12/22/2015	270	4.25	
1109109	DFA EFT REV 12/22	12/22/2015	270		36,159.39
1109401	152701201	12/22/2015	270		2,647,000.00
1109402	152701202	12/22/2015	270		153,246,594.44
1109482	152701204	12/22/2015	270		68,063,031.80
1110616	152701204	12/23/2015	270	52,747,640.37	
1109807	152701207 AIRS TA	12/23/2015	270	52,707,447.02	
1110615	1614914	12/23/2015	270	24,199,003.56	
1109786	153001204	12/23/2015	270	10,000,000.00	
1110710	1614994	12/23/2015	270	6,215,660.11	
1110705	1614992	12/23/2015	270	1,359,381.12	
1110697	1614989	12/23/2015	270	1,090,561.64	
1110633	1614926	12/23/2015	270	697,896.53	
1110740	152301201	12/23/2015	270	500,000.00	
1110709	1614993	12/23/2015	270	409,127.27	
1110718	1615002	12/23/2015	270	229,734.27	
1110617	1614915	12/23/2015	270	219,358.51	
1110620	1614916	12/23/2015	270	167,101.50	
1110614	1614913	12/23/2015	270	164,338.67	
1110613	1614912	12/23/2015	270	143,852.75	
1110689	1614974	12/23/2015	270	101,574.38	
1110692	1614977	12/23/2015	270	77,952.31	
1110612	1614911	12/23/2015	270	74,317.00	
1109808	152701208 AIRS TA	12/23/2015	270	56,262.56	
1110711	1614995	12/23/2015	270	49,765.32	
1110739	1614976	12/23/2015	270	48,345.44	
1110700	1614982	12/23/2015	270	31,126.70	
1110634	1614927	12/23/2015	270	28,072.47	
1110734	1615021	12/23/2015	270	25,039.38	
1110611	1614910	12/23/2015	270	21,346.85	
1110628	1614921	12/23/2015	270	19,217.94	
1110596	152701210 AIRS DE	12/23/2015	270	19,130.14	
1110627	1614920	12/23/2015	270	13,925.60	
1110735	1615022	12/23/2015	270	10,700.17	
1110626	1614919	12/23/2015	270	8,895.06	
1110624	1614918	12/23/2015	270	8,013.17	
1110599	152701203	12/23/2015	270	7,593.75	
1110606	1614905	12/23/2015	270	6,693.22	
1110622	1614917	12/23/2015	270	5,504.81	
1110607	1614906	12/23/2015	270	5,227.00	
1110712	1614996	12/23/2015	270	4,949.50	
1110609	1614908	12/23/2015	270	4,698.77	
1110719	1615003	12/23/2015	270	3,784.62	
1110720	1615004	12/23/2015	270	3,784.62	
1110701	1614983	12/23/2015	270	3,434.00	
1110698	1614981	12/23/2015	270	3,378.25	
1110685	1614970	12/23/2015	270	3,197.00	
1110597	152701211 AIRS DE	12/23/2015	270	2,745.00	

Run Date: 6/30/2016
 Run Time: 2:55:37PM

Demand Account Activity

Start Date: 7/1/2015 End Date: 6/30/2016

Page: 193
 User: 0

Jnl. Entry	Ref #	Trx. Date	Ledger	Debit Amount	Credit Amount
1110686	1614971	12/23/2015	270	2,567.00	
1110630	1614923	12/23/2015	270	2,561.37	
1110610	1614909	12/23/2015	270	2,395.83	
1110704	1614985	12/23/2015	270	1,827.20	
1110629	1614922	12/23/2015	270	1,395.00	
1110716	1615000	12/23/2015	270	1,080.00	
1110714	1614998	12/23/2015	270	905.50	
1110731	1615018	12/23/2015	270	625.00	
1110693	1614978	12/23/2015	270	550.00	
1110690	1614975	12/23/2015	270	480.82	
1110503	152701209 AIRS DE	12/23/2015	270	472.17	
1110699	1614990	12/23/2015	270	452.27	
1110713	1614997	12/23/2015	270	420.00	
1110691	1614988	12/23/2015	270	270.00	
1110717	1615001	12/23/2015	270	210.00	
1110695	1614979	12/23/2015	270	170.00	
1110687	1614972	12/23/2015	270	161.75	
1110715	1614999	12/23/2015	270	160.00	
1110608	1614907	12/23/2015	270	150.00	
1110632	1614925	12/23/2015	270	118.80	
1110706	1614986	12/23/2015	270	106.00	
1110696	1614980	12/23/2015	270	100.00	
1110703	1614984	12/23/2015	270	96.80	
1110702	1614991	12/23/2015	270	92.28	
1110732	1615019	12/23/2015	270	90.00	
1110733	1615020	12/23/2015	270	55.97	
1110688	1614973	12/23/2015	270	42.00	
1110707	1614987	12/23/2015	270	24.00	
1110631	1614924	12/23/2015	270	18.38	
1109787	152701201	12/23/2015	270		24,199,003.56
1109789	152701202	12/23/2015	270		3,595.59
1110647	DFA EFT REV 12/23	12/23/2015	270		2,617.10
1110666	152701205	12/23/2015	270		128,139,844.79
1111193	152701202	12/28/2015	270	213,000,000.00	
1111231	152701204	12/28/2015	270	55,920,119.01	
1111248	152701207 AIRS TA	12/28/2015	270	21,215,678.54	
1111189	153001203	12/28/2015	270	18,000,000.00	
1111258	Back Out Journal Er	12/28/2015	270	18,000,000.00	
1111196	152701205	12/28/2015	270	6,000,000.00	
1111223	1615088	12/28/2015	270	4,382,892.78	
1111224	1615089	12/28/2015	270	2,812,731.54	
1111226	1615102	12/28/2015	270	1,148,015.39	
1111219	1615082	12/28/2015	270	1,116,220.18	
1111163	1615051	12/28/2015	270	513,123.12	
1111221	1615087	12/28/2015	270	234,749.65	
1111222	1615083	12/28/2015	270	182,972.35	
1111216	1615079	12/28/2015	270	151,872.40	
1111225	1615090	12/28/2015	270	128,680.70	
1111159	1615050	12/28/2015	270	125,711.62	
1111208	1615084	12/28/2015	270	109,511.56	
1111210	1615074	12/28/2015	270	106,484.10	
1111174	1615055	12/28/2015	270	85,694.29	
1111249	152701208 AIRS TA	12/28/2015	270	79,576.82	
1111166	1615052	12/28/2015	270	78,464.49	
1111169	1615053	12/28/2015	270	78,024.76	
1110766	1615057	12/28/2015	270	54,177.62	

Run Date: 6/30/2016
 Run Time: 2:55:37PM

Demand Account Activity

Start Date: 7/1/2015 End Date: 6/30/2016

Page: 194
 User: 0

Jnl. Entry	Ref #	Trx. Date	Ledger	Debit Amount	Credit Amount
1111170	1615041	12/28/2015	270	52,321.45	
1111215	1615085	12/28/2015	270	46,253.55	
1110767	1615042	12/28/2015	270	39,174.43	
1111172	1615054	12/28/2015	270	31,811.00	
1111239	1615103	12/28/2015	270	22,285.62	
1111207	1615072	12/28/2015	270	17,489.07	
1111180	1615044	12/28/2015	270	14,182.00	
1111168	1615040	12/28/2015	270	10,267.00	
1111251	152701210 AIRS D€	12/28/2015	270	6,766.11	
1111220	1615086	12/28/2015	270	6,252.28	
1111183	1615046	12/28/2015	270	3,475.00	
1111214	1615078	12/28/2015	270	3,221.32	
1111171	1615059	12/28/2015	270	3,164.99	
1111217	1615080	12/28/2015	270	2,301.52	
1111167	1615058	12/28/2015	270	2,248.19	
1111209	1615073	12/28/2015	270	1,828.70	
1111176	1615056	12/28/2015	270	1,751.05	
1111182	1615045	12/28/2015	270	1,120.00	
1111173	1615060	12/28/2015	270	933.00	
1111213	1615077	12/28/2015	270	796.65	
1111181	1615048	12/28/2015	270	795.50	
1111250	152701209 AIRS D€	12/28/2015	270	680.24	
1111165	1615039	12/28/2015	270	650.45	
1111184	1615047	12/28/2015	270	650.00	
1111211	1615075	12/28/2015	270	177.50	
1111212	1615076	12/28/2015	270	135.00	
1111185	1615049	12/28/2015	270	110.00	
1111218	1615081	12/28/2015	270	56.31	
1111178	1615043	12/28/2015	270	42.00	
1111260	152701201	12/28/2015	270	0.20	
1111199	DFA EFT REV 12/28	12/28/2015	270		12,625.17
1111192	152701201	12/28/2015	270		233,960,742.16
1111195	152701203	12/28/2015	270		71,606,000.00
1111252	152701206	12/28/2015	270		2,398,155.15
1111262	152601201	12/28/2015	270		18,000,000.00
1111259	Correct Journal Entr	12/28/2015	270		18,000,000.00
1111670	1615199	12/29/2015	270	38,526,928.37	
1111723	162701206EFT AIR!	12/29/2015	270	35,778,340.28	
1111721	162701205	12/29/2015	270	12,000,000.00	
1111630	1615166	12/29/2015	270	4,348,303.69	
1111751	162701212	12/29/2015	270	1,000,000.00	
1111748	1627012	12/29/2015	270	780,000.00	
1111668	1615195	12/29/2015	270	671,263.34	
1111671	1615196	12/29/2015	270	531,884.73	
1111659	1615200	12/29/2015	270	388,275.09	
1111631	1615167	12/29/2015	270	367,203.75	
1111661	1615201	12/29/2015	270	348,400.26	
1111310	1615144	12/29/2015	270	333,201.49	
1111665	1615204	12/29/2015	270	274,003.71	
1111666	1615205	12/29/2015	270	223,030.63	
1111628	1615164	12/29/2015	270	203,271.75	
1111667	1615206	12/29/2015	270	173,687.90	
1111744	1615254	12/29/2015	270	171,499.07	
1111629	1615165	12/29/2015	270	139,235.00	
1111611	1615149	12/29/2015	270	129,823.71	
1111669	1615207	12/29/2015	270	118,559.60	

Run Date: 6/30/2016
Run Time: 2:55:37PM

Demand Account Activity

Start Date: 7/1/2015 End Date: 6/30/2016

Page: 195
User: 0

Jnl. Entry	Ref #	Trx. Date	Ledger	Debit Amount	Credit Amount
1111621	1615157	12/29/2015	270	109,998.44	
1111694	1615255	12/29/2015	270	39,819.00	
1111276	1615114	12/29/2015	270	34,326.17	
1111305	1615140	12/29/2015	270	28,632.43	
1111663	1615202	12/29/2015	270	26,377.57	
1111673	1615208	12/29/2015	270	24,192.80	
1111704	1615253	12/29/2015	270	18,152.75	
1111610	1615188	12/29/2015	270	15,917.98	
1111291	1615126	12/29/2015	270	15,150.00	
1111731	162701209IRPCCAI	12/29/2015	270	14,081.12	
1111746	1615256	12/29/2015	270	10,921.00	
1111282	1615119	12/29/2015	270	9,800.00	
1111287	1615122	12/29/2015	270	9,790.00	
1111676	1615209	12/29/2015	270	9,781.63	
1111677	1615210	12/29/2015	270	9,661.93	
1111289	1615124	12/29/2015	270	9,600.00	
1111279	1615117	12/29/2015	270	9,150.00	
1111745	1615250	12/29/2015	270	8,920.00	
1111678	1615211	12/29/2015	270	8,508.23	
1111277	1615115	12/29/2015	270	7,740.00	
1111614	1615150	12/29/2015	270	7,564.75	
1111725	162701207CC AIRS	12/29/2015	270	5,971.97	
1111679	1615212	12/29/2015	270	5,031.00	
1111307	1615141	12/29/2015	270	4,710.77	
1111308	1615142	12/29/2015	270	4,231.14	
1111622	1615158	12/29/2015	270	4,052.00	
1111657	1615191	12/29/2015	270	3,978.50	
1111680	1615213	12/29/2015	270	3,248.00	
1111682	1615214	12/29/2015	270	2,876.27	
1111280	1615118	12/29/2015	270	2,869.00	
1111684	1615215	12/29/2015	270	2,810.83	
1111687	1615216	12/29/2015	270	2,401.05	
1111655	1615189	12/29/2015	270	2,082.15	
1111624	1615160	12/29/2015	270	1,695.00	
1111618	1615154	12/29/2015	270	1,604.50	
1111672	1615197	12/29/2015	270	1,592.31	
1111286	1615121	12/29/2015	270	1,360.00	
1111616	1615152	12/29/2015	270	1,245.00	
1111626	1615162	12/29/2015	270	921.25	
1111749	1615252	12/29/2015	270	843.00	
1111664	1615203	12/29/2015	270	826.19	
1111674	1615198	12/29/2015	270	820.00	
1111689	1615217	12/29/2015	270	709.32	
1111285	1615120	12/29/2015	270	625.00	
1111615	1615151	12/29/2015	270	610.00	
1111675	1615218	12/29/2015	270	590.95	
1111309	1615143	12/29/2015	270	572.03	
1111681	1615219	12/29/2015	270	519.33	
1111293	1615128	12/29/2015	270	473.49	
1111728	162701208IFTACC	12/29/2015	270	434.69	
1111683	1615220	12/29/2015	270	433.75	
1111290	1615125	12/29/2015	270	425.00	
1111288	1615123	12/29/2015	270	375.00	
1111685	1615221	12/29/2015	270	352.00	
1111278	1615116	12/29/2015	270	350.00	
1111686	1615222	12/29/2015	270	343.20	

Run Date: 6/30/2016
 Run Time: 2:55:37PM

Demand Account Activity

Start Date: 7/1/2015 End Date: 6/30/2016

Page: 196
 User: 0

Jnl. Entry	Ref #	Trx. Date	Ledger	Debit Amount	Credit Amount
1111688	1615223	12/29/2015	270	324.00	
1111623	1615159	12/29/2015	270	320.00	
1111625	1615161	12/29/2015	270	300.00	
1111690	1615224	12/29/2015	270	294.20	
1111691	1615225	12/29/2015	270	288.00	
1111747	1615251	12/29/2015	270	275.00	
1111617	1615153	12/29/2015	270	240.00	
1111620	1615156	12/29/2015	270	239.02	
1111292	1615127	12/29/2015	270	200.00	
1111619	1615155	12/29/2015	270	190.00	
1111656	1615190	12/29/2015	270	150.00	
1111692	1615226	12/29/2015	270	113.40	
1111627	1615163	12/29/2015	270	100.00	
1111693	1615227	12/29/2015	270	82.08	
1111658	1615192	12/29/2015	270	60.00	
1111660	1615193	12/29/2015	270	60.00	
1111294	1615129	12/29/2015	270	53.37	
1111662	1615194	12/29/2015	270	24.80	
1111742	1615249	12/29/2015	270	20.00	
1111612	DFA EFT SST REV	12/29/2015	270		2,488.30
1111295	DFA EFT REV 12-29	12/29/2015	270		220,683.68
1111709	162701211	12/29/2015	270		16,132,343.80
1111710	162701201	12/29/2015	270		5,993,500.00
1111720	162701204	12/29/2015	270		73,946,569.45
1111750	Back Out Journal Er	12/29/2015	270		780,000.00
1112100	162701206EFT AIR!	12/30/2015	270	46,227,000.10	
1112105	163001203	12/30/2015	270	13,000,000.00	
1111761	1615264	12/30/2015	270	12,606,508.54	
1112203	Back Out Journal Er	12/30/2015	270	6,000,000.00	
1112129	1615316	12/30/2015	270	2,083,239.38	
1112117	162701209	12/30/2015	270	1,719,938.13	
1111765	1615266	12/30/2015	270	1,500,000.00	
1112185	1615359	12/30/2015	270	1,048,470.08	
1111764	1615265	12/30/2015	270	403,309.78	
1112132	1615312	12/30/2015	270	361,875.00	
1112188	1615354	12/30/2015	270	277,431.10	
1112175	1615351	12/30/2015	270	222,948.82	
1112119	1615301	12/30/2015	270	222,292.61	
1112135	1615313	12/30/2015	270	191,089.05	
1112139	1615317	12/30/2015	270	151,861.68	
1112190	1615356	12/30/2015	270	116,241.90	
1112184	1615352	12/30/2015	270	90,925.83	
1112191	1615360	12/30/2015	270	82,626.10	
1112101	162701207CCAIRS	12/30/2015	270	69,258.95	
1112162	1615357	12/30/2015	270	41,000.00	
1111771	1615270	12/30/2015	270	28,857.07	
1112141	1615318	12/30/2015	270	15,832.81	
1112194	1615362	12/30/2015	270	13,688.32	
1112151	1615320	12/30/2015	270	8,425.09	
1112152	1615321	12/30/2015	270	6,078.58	
1112137	1615314	12/30/2015	270	5,382.03	
1112153	1615322	12/30/2015	270	4,623.32	
1112118	1615300	12/30/2015	270	4,041.30	
1111774	1615273	12/30/2015	270	3,675.00	
1111772	1615271	12/30/2015	270	3,620.00	
1112088	1615289	12/30/2015	270	3,323.50	

Run Date: 6/30/2016
 Run Time: 2:55:37PM

Demand Account Activity

Page: 197
 User: 0

Start Date: 7/1/2015 End Date: 6/30/2016

Jnl. Entry	Ref #	Trx. Date	Ledger	Debit Amount	Credit Amount
1112138	1615315	12/30/2015	270	2,726.20	
1112155	1615323	12/30/2015	270	2,718.00	
1111770	1615269	12/30/2015	270	1,887.00	
1112156	1615324	12/30/2015	270	1,739.26	
1112157	1615325	12/30/2015	270	1,397.75	
1112130	1615319	12/30/2015	270	1,361.99	
1112183	1615358	12/30/2015	270	1,291.50	
1112158	1615326	12/30/2015	270	1,201.37	
1111773	1615272	12/30/2015	270	981.50	
1112116	1615299	12/30/2015	270	830.00	
1112084	1615285	12/30/2015	270	811.75	
1112186	1615353	12/30/2015	270	810.20	
1112195	1615363	12/30/2015	270	776.64	
1112086	1615287	12/30/2015	270	660.00	
1111775	1615274	12/30/2015	270	550.00	
1112189	1615355	12/30/2015	270	525.00	
1112159	1615327	12/30/2015	270	419.87	
1112193	1615361	12/30/2015	270	306.80	
1111777	1615328	12/30/2015	270	280.00	
1112089	1615290	12/30/2015	270	260.00	
1112102	162701208IFTA CC	12/30/2015	270	228.47	
1112140	1615329	12/30/2015	270	213.48	
1112142	1615330	12/30/2015	270	178.50	
1112114	1615298	12/30/2015	270	140.45	
1112087	1615288	12/30/2015	270	120.00	
1112085	1615286	12/30/2015	270	100.00	
1112196	1615364	12/30/2015	270	60.00	
1111767	1615267	12/30/2015	270	57.75	
1112143	1615331	12/30/2015	270	35.00	
1112144	1615332	12/30/2015	270	16.00	
1112146	1615333	12/30/2015	270	14.85	
1112147	1615334	12/30/2015	270	8.00	
1112148	1615335	12/30/2015	270	4.00	
1112149	1615336	12/30/2015	270	4.00	
1111766	Reverse #1614473 /	12/30/2015	270		143.91
1111769	DFA EFT REV 12-30	12/30/2015	270		1,050.00
1112078	162701201	12/30/2015	270		5,841,000.00
1112096	162701202	12/30/2015	270		12,606,508.54
1112097	162701203	12/30/2015	270		17,998,716.67
1112154	162701210	12/30/2015	270		10,132,978.82
1112201	162701211	12/30/2015	270		6,000,000.00
1112202	162701212	12/30/2015	270		33,000,000.00
1112727	Back Out Journal Er	12/31/2015	270	74,695,412.37	
1112643	162701209	12/31/2015	270	60,001,944.44	
1112624	162701203	12/31/2015	270	25,000,000.00	
1112625	162701204EFTAIRS	12/31/2015	270	5,172,637.90	
1112603	1615405	12/31/2015	270	1,512,179.86	
1112629	1615415	12/31/2015	270	1,422,655.19	
1112606	1615406	12/31/2015	270	618,487.20	
1112622	162701202	12/31/2015	270	550,000.00	
1112602	1615404	12/31/2015	270	442,828.64	
1112660	1615426	12/31/2015	270	435,247.00	
1112725	1615470	12/31/2015	270	373,200.00	
1112702	1615461	12/31/2015	270	125,662.40	
1112581	1615386	12/31/2015	270	125,507.39	
1112636	1615416	12/31/2015	270	117,273.02	

Run Date: 6/30/2016
 Run Time: 2:55:37PM

Demand Account Activity

Page: 198
 User: 0

Start Date: 7/1/2015 End Date: 6/30/2016

Jnl. Entry	Ref #	Trx. Date	Ledger	Debit Amount	Credit Amount
1112647	1615421	12/31/2015	270	72,210.17	
1112582	1615387	12/31/2015	270	70,335.69	
1112637	1615417	12/31/2015	270	56,256.21	
1112628	162701205CC AIRS	12/31/2015	270	51,529.83	
1112638	1615418	12/31/2015	270	46,102.00	
1112576	1615381	12/31/2015	270	34,659.99	
1112689	1615450	12/31/2015	270	33,900.07	
1112572	1615385	12/31/2015	270	30,872.16	
1112695	1615465	12/31/2015	270	30,175.17	
1112664	1615427	12/31/2015	270	25,420.00	
1112709	1615452	12/31/2015	270	21,940.00	
1112583	1615388	12/31/2015	270	15,979.82	
1112584	1615389	12/31/2015	270	15,000.50	
1112585	1615390	12/31/2015	270	14,335.61	
1112648	1615422	12/31/2015	270	11,716.75	
1112716	1615467	12/31/2015	270	11,324.66	
1112715	1615454	12/31/2015	270	11,307.54	
1112614	1615414	12/31/2015	270	10,167.12	
1112722	1615468	12/31/2015	270	9,967.00	
1112683	1615455	12/31/2015	270	9,123.69	
1112601	1615403	12/31/2015	270	6,564.65	
1112586	1615391	12/31/2015	270	6,016.29	
1112681	1615462	12/31/2015	270	3,666.25	
1112668	1615438	12/31/2015	270	3,585.66	
1112724	1615469	12/31/2015	270	3,339.65	
1112701	1615473	12/31/2015	270	2,916.79	
1112588	1615392	12/31/2015	270	2,734.93	
1112654	1615424	12/31/2015	270	2,200.00	
1112686	1615448	12/31/2015	270	1,768.62	
1112589	1615393	12/31/2015	270	1,386.00	
1112687	1615449	12/31/2015	270	1,306.10	
1112698	1615466	12/31/2015	270	1,121.00	
1112593	1615396	12/31/2015	270	1,000.00	
1112712	1615453	12/31/2015	270	950.00	
1112651	1615423	12/31/2015	270	930.00	
1112706	1615451	12/31/2015	270	725.00	
1112726	1615471	12/31/2015	270	674.40	
1112699	1615460	12/31/2015	270	667.50	
1112641	1615419	12/31/2015	270	647.60	
1112657	1615425	12/31/2015	270	410.00	
1112590	1615394	12/31/2015	270	336.67	
1112631	162701206IFTA CC	12/31/2015	270	225.04	
1112591	1615395	12/31/2015	270	200.00	
1112696	1615459	12/31/2015	270	108.00	
1112575	1615380	12/31/2015	270	90.00	
1112666	1615436	12/31/2015	270	83.73	
1112573	1615378	12/31/2015	270	80.00	
1112574	1615379	12/31/2015	270	43.40	
1112667	1615437	12/31/2015	270	15.86	
1112694	1615458	12/31/2015	270	12.00	
1112692	1615456	12/31/2015	270	11.62	
1112644	1615420	12/31/2015	270	3.96	
1112693	1615457	12/31/2015	270	1.00	
1112676	8006285	12/31/2015	270		14,737.90
1112672	162701210	12/31/2015	270		74,695,412.37
1112621	162701201	12/31/2015	270		1,406,000.00

Run Date: 6/30/2016
Run Time: 2:55:37PM

Demand Account Activity

Start Date: 7/1/2015 End Date: 6/30/2016

Page: 199
User: 0

Jnl. Entry	Ref #	Trx. Date	Ledger	Debit Amount	Credit Amount
1112662	162701211	12/31/2015	270		21,000,000.00
1112728	Correct Journal Entr	12/31/2015	270		74,695,412.37
1113024	162700103	1/4/2016	270	31,338,791.11	
1113031	Back Out Journal Er	1/4/2016	270	24,289,920.01	
1112994	162700101	1/4/2016	270	17,754,972.00	
1112991	163000104	1/4/2016	270	8,000,000.00	
1113013	1615524	1/4/2016	270	7,741,463.31	
1113033	1615534	1/4/2016	270	2,739,000.00	
1113070	162800101	1/4/2016	270	2,000,000.00	
1112977	1615496	1/4/2016	270	1,500,200.48	
1113034	1615535	1/4/2016	270	1,090,000.00	
1113075	162300101	1/4/2016	270	1,000,000.00	
1113035	1615536	1/4/2016	270	830,000.00	
1113036	1615537	1/4/2016	270	732,000.00	
1113014	1615525	1/4/2016	270	642,450.56	
1113078	163990105	1/4/2016	270	593,000.70	
1113012	1615523	1/4/2016	270	556,353.84	
1113037	1615538	1/4/2016	270	191,800.00	
1113038	1615539	1/4/2016	270	182,000.00	
1113039	1615540	1/4/2016	270	144,100.00	
1113040	1615541	1/4/2016	270	143,000.00	
1113042	1615542	1/4/2016	270	109,000.00	
1113043	1615543	1/4/2016	270	99,000.00	
1112972	1615491	1/4/2016	270	89,532.92	
1112763	1615484	1/4/2016	270	80,345.91	
1112980	1615498	1/4/2016	270	78,336.40	
1112966	1615485	1/4/2016	270	67,527.83	
1113015	1615526	1/4/2016	270	63,511.28	
1112968	1615487	1/4/2016	270	43,782.36	
1112981	1615499	1/4/2016	270	41,594.43	
1112997	1615508	1/4/2016	270	28,484.03	
1113044	1615544	1/4/2016	270	20,000.00	
1113045	1615545	1/4/2016	270	20,000.00	
1113064	1615561	1/4/2016	270	19,000.00	
1113046	1615546	1/4/2016	270	18,750.00	
1113016	1615527	1/4/2016	270	15,723.00	
1113047	1615547	1/4/2016	270	15,500.00	
1113048	1615548	1/4/2016	270	15,000.00	
1113067	1615562	1/4/2016	270	15,000.00	
1113049	1615549	1/4/2016	270	12,700.00	
1113050	1615550	1/4/2016	270	10,000.00	
1113068	1615563	1/4/2016	270	9,000.00	
1113058	1615558	1/4/2016	270	8,000.00	
1113063	1615560	1/4/2016	270	7,857.25	
1113051	1615551	1/4/2016	270	6,000.00	
1112999	1615510	1/4/2016	270	5,995.40	
1112969	1615488	1/4/2016	270	4,875.39	
1112979	1615497	1/4/2016	270	3,781.78	
1113052	1615552	1/4/2016	270	3,500.00	
1113053	1615553	1/4/2016	270	3,200.00	
1112982	1615500	1/4/2016	270	2,935.75	
1113017	1615528	1/4/2016	270	2,884.73	
1112752	1615476	1/4/2016	270	2,646.00	
1113062	1615559	1/4/2016	270	2,439.50	
1113054	1615554	1/4/2016	270	2,000.00	
1113055	1615555	1/4/2016	270	1,600.00	

Run Date: 6/30/2016
 Run Time: 2:55:37PM

Demand Account Activity

Start Date: 7/1/2015 End Date: 6/30/2016

Page: 200
 User: 0

Jnl. Entry	Ref #	Trx. Date	Ledger	Debit Amount	Credit Amount
1112995	1615506	1/4/2016	270	972.85	
1112988	1615505	1/4/2016	270	916.01	
1112998	1615509	1/4/2016	270	852.50	
1112967	1615486	1/4/2016	270	645.85	
1112970	1615489	1/4/2016	270	550.00	
1113056	1615556	1/4/2016	270	200.00	
1112971	1615490	1/4/2016	270	90.00	
1113018	1615529	1/4/2016	270	46.90	
1112996	1615507	1/4/2016	270	23.94	
1113019	1615530	1/4/2016	270	14.17	
1112993	162700104	1/4/2016	270		50,248,340.14
1113023	162700102	1/4/2016	270		2,723,000.00
1113028	162700105	1/4/2016	270		24,289,920.01
1113029	162700106	1/4/2016	270		266.54
1113041	Correct Journal Entr	1/4/2016	270		24,290,120.01
1113243	162800101	1/5/2016	270	21,000,000.00	
1113110	162700107 AIRS TA	1/5/2016	270	9,671,403.83	
1113101	163000103	1/5/2016	270	6,000,000.00	
1113144	1615596	1/5/2016	270	1,369,695.44	
1113155	1615606	1/5/2016	270	1,158,401.00	
1113156	1615607	1/5/2016	270	675,825.78	
1113165	1615616	1/5/2016	270	597,535.75	
1113160	1615611	1/5/2016	270	469,429.52	
1113162	1615613	1/5/2016	270	380,607.40	
1113206	1615654	1/5/2016	270	322,000.00	
1113163	1615614	1/5/2016	270	284,137.82	
1113161	1615612	1/5/2016	270	194,122.77	
1113120	1615575	1/5/2016	270	171,917.51	
1113164	1615615	1/5/2016	270	138,210.10	
1113168	1615619	1/5/2016	270	120,135.46	
1113237	1615680	1/5/2016	270	94,356.97	
1113204	1615652	1/5/2016	270	52,351.81	
1113121	1615576	1/5/2016	270	51,652.50	
1113238	1615681	1/5/2016	270	44,060.52	
1113176	1615627	1/5/2016	270	40,269.20	
1113157	1615608	1/5/2016	270	25,718.33	
1113113	162700110 AIRS DE	1/5/2016	270	25,308.42	
1113205	1615653	1/5/2016	270	19,571.00	
1113170	1615621	1/5/2016	270	14,541.97	
1113159	1615610	1/5/2016	270	14,083.89	
1113174	1615625	1/5/2016	270	11,328.05	
1113183	1615634	1/5/2016	270	8,033.75	
1113111	162700108 AIRS TA	1/5/2016	270	8,023.33	
1113177	1615628	1/5/2016	270	7,225.50	
1113158	1615609	1/5/2016	270	6,207.61	
1113143	1615595	1/5/2016	270	5,860.00	
1113115	1615570	1/5/2016	270	5,290.00	
1113169	1615620	1/5/2016	270	4,622.40	
1113230	1615676	1/5/2016	270	4,386.00	
1113167	1615618	1/5/2016	270	3,915.21	
1113154	1615605	1/5/2016	270	3,683.78	
1113207	1615655	1/5/2016	270	2,518.50	
1113166	1615617	1/5/2016	270	2,512.59	
1113133	1615585	1/5/2016	270	2,290.00	
1113179	1615630	1/5/2016	270	2,239.50	
1113098	1615569	1/5/2016	270	2,100.00	

Run Date: 6/30/2016
 Run Time: 2:55:37PM

Demand Account Activity

Start Date: 7/1/2015 End Date: 6/30/2016

Page: 201
 User: 0

Jnl. Entry	Ref #	Trx. Date	Ledger	Debit Amount	Credit Amount
1113171	1615622	1/5/2016	270	2,012.83	
1113185	1615636	1/5/2016	270	1,720.00	
1113181	1615632	1/5/2016	270	1,080.00	
1113187	1615638	1/5/2016	270	1,011.25	
1113175	1615626	1/5/2016	270	717.50	
1113184	1615635	1/5/2016	270	650.00	
1113178	1615629	1/5/2016	270	580.00	
1113216	1615663	1/5/2016	270	560.00	
1113172	1615623	1/5/2016	270	500.00	
1113229	1615675	1/5/2016	270	361.60	
1113112	162700109 AIRS DE	1/5/2016	270	356.83	
1113173	1615624	1/5/2016	270	343.00	
1113186	1615637	1/5/2016	270	320.00	
1113140	1615592	1/5/2016	270	225.00	
1113180	1615631	1/5/2016	270	220.00	
1113182	1615633	1/5/2016	270	210.00	
1113134	1615586	1/5/2016	270	200.00	
1113188	1615639	1/5/2016	270	150.00	
1113208	1615656	1/5/2016	270	124.00	
1113141	1615593	1/5/2016	270	75.00	
1113209	1615657	1/5/2016	270	57.75	
1113210	1615658	1/5/2016	270	50.25	
1113142	1615594	1/5/2016	270	48.00	
1113189	1615640	1/5/2016	270	7.60	
1113190	1615641	1/5/2016	270	7.60	
1113191	1615642	1/5/2016	270	4.80	
1113217	1615664	1/5/2016	270	4.25	
1113105	162700101	1/5/2016	270		1,143,000.00
1113114	162700102	1/5/2016	270		23,199,749.11
1113118	DFA EFT REV 1/5/1	1/5/2016	270		22,843.48
1113127	162700103	1/5/2016	270		19,772,768.64
1113810	163000103	1/6/2016	270	23,000,000.00	
1113882	162700107 AIRS TA	1/6/2016	270	16,791,495.29	
1113915	162600101	1/6/2016	270	15,000,000.00	
1113825	1615755	1/6/2016	270	8,267,947.96	
1113774	1615715	1/6/2016	270	2,865,161.68	
1113819	1615749	1/6/2016	270	1,031,794.32	
1113909	162300101	1/6/2016	270	1,000,000.00	
1113499	1615693	1/6/2016	270	750,000.00	
1113820	1615750	1/6/2016	270	712,209.62	
1113855	1615780	1/6/2016	270	689,030.63	
1113912	1615813	1/6/2016	270	300,000.00	
1113907	1615818	1/6/2016	270	216,851.65	
1113821	1615751	1/6/2016	270	77,155.75	
1113893	1615815	1/6/2016	270	74,640.68	
1113802	1615743	1/6/2016	270	40,729.21	
1113883	162700108 AIRS TA	1/6/2016	270	38,995.64	
1113768	1615709	1/6/2016	270	37,142.85	
1113906	1615816	1/6/2016	270	35,514.42	
1113495	1615690	1/6/2016	270	32,830.00	
1113911	1615812	1/6/2016	270	30,000.00	
1113822	1615752	1/6/2016	270	28,255.59	
1113772	1615713	1/6/2016	270	28,193.44	
1113869	1615797	1/6/2016	270	23,053.20	
1113769	1615710	1/6/2016	270	18,787.08	
1113497	1615692	1/6/2016	270	17,360.00	

Run Date: 6/30/2016
 Run Time: 2:55:37PM

Demand Account Activity

Page: 202
 User: 0

Start Date: 7/1/2015 End Date: 6/30/2016

Jnl. Entry	Ref #	Trx. Date	Ledger	Debit Amount	Credit Amount
1113863	1615790	1/6/2016	270	15,300.49	
1113500	1615694	1/6/2016	270	12,014.71	
1113867	1615795	1/6/2016	270	9,957.84	
1113897	1615810	1/6/2016	270	9,420.00	
1113771	1615712	1/6/2016	270	7,500.00	
1113770	1615711	1/6/2016	270	6,775.31	
1113501	1615695	1/6/2016	270	6,297.97	
1113793	1615734	1/6/2016	270	6,107.75	
1113778	1615719	1/6/2016	270	5,730.00	
1113502	1615696	1/6/2016	270	5,168.71	
1113823	1615753	1/6/2016	270	4,838.70	
1113865	1615791	1/6/2016	270	4,441.80	
1113857	1615781	1/6/2016	270	4,404.20	
1113868	1615796	1/6/2016	270	3,912.05	
1113777	1615718	1/6/2016	270	3,810.00	
1113503	1615697	1/6/2016	270	3,379.65	
1113505	1615698	1/6/2016	270	3,379.50	
1113859	1615782	1/6/2016	270	2,940.17	
1113866	1615817	1/6/2016	270	2,774.00	
1113498	1615699	1/6/2016	270	2,001.53	
1113805	1615783	1/6/2016	270	1,848.00	
1113775	1615716	1/6/2016	270	1,677.41	
1113806	1615779	1/6/2016	270	1,348.92	
1113795	1615736	1/6/2016	270	1,212.75	
1113824	1615754	1/6/2016	270	1,078.15	
1113908	1615811	1/6/2016	270	999.75	
1113779	1615720	1/6/2016	270	975.00	
1113797	1615738	1/6/2016	270	865.00	
1113507	1615700	1/6/2016	270	800.00	
1113781	1615722	1/6/2016	270	667.50	
1113852	1615784	1/6/2016	270	567.66	
1113794	1615735	1/6/2016	270	490.00	
1113782	1615723	1/6/2016	270	475.90	
1113496	1615691	1/6/2016	270	325.00	
1113776	1615717	1/6/2016	270	241.75	
1113862	1615789	1/6/2016	270	197.50	
1113884	162700109 AIRS DE	1/6/2016	270	190.17	
1113798	1615739	1/6/2016	270	170.00	
1113796	1615737	1/6/2016	270	130.00	
1113853	1615785	1/6/2016	270	83.75	
1113913	1615814	1/6/2016	270	62.13	
1113854	1615786	1/6/2016	270	56.00	
1113773	1615714	1/6/2016	270	45.10	
1113799	1615740	1/6/2016	270	15.20	
1113800	1615741	1/6/2016	270	15.20	
1113801	1615742	1/6/2016	270	9.60	
1113856	1615787	1/6/2016	270	4.00	
1113504	8006288 EFT REV	1/6/2016	270		18,711.72
1113812	162700101	1/6/2016	270		2,865,161.68
1113814	162700102	1/6/2016	270		33,666,876.78
1113871	162700103	1/6/2016	270		34,232,809.33
1115202	1615940	1/7/2016	270	47,427,925.83	
1113930	163000103	1/7/2016	270	24,000,000.00	
1113939	162700107 AIRS TA	1/7/2016	270	9,038,095.24	
1115165	1615938	1/7/2016	270	4,715,000.00	
1114159	1615838	1/7/2016	270	1,238,905.50	

Run Date: 6/30/2016
Run Time: 2:55:37PM

Demand Account Activity

Start Date: 7/1/2015 End Date: 6/30/2016

Page: 203
User: 0

Jnl. Entry	Ref #	Trx. Date	Ledger	Debit Amount	Credit Amount
1115201	1615939	1/7/2016	270	947,227.28	
1115094	1615840	1/7/2016	270	500,000.00	
1113944	162700102	1/7/2016	270	419,913.20	
1115207	1615943	1/7/2016	270	353,535.64	
1115134	1615877	1/7/2016	270	269,705.18	
1115226	1615957	1/7/2016	270	264,392.50	
1115133	1615876	1/7/2016	270	243,274.46	
1115135	1615878	1/7/2016	270	232,078.71	
1115204	1615941	1/7/2016	270	212,351.03	
1115136	1615879	1/7/2016	270	209,042.68	
1115101	1615846	1/7/2016	270	176,688.80	
1115095	1615841	1/7/2016	270	164,255.43	
1113940	162700108 AIRS TA	1/7/2016	270	151,775.23	
1115242	1615971	1/7/2016	270	109,752.80	
1115253	1615982	1/7/2016	270	87,951.76	
1115229	1615958	1/7/2016	270	86,962.50	
1115240	1615969	1/7/2016	270	82,800.00	
1115137	1615880	1/7/2016	270	75,774.02	
1115138	1615881	1/7/2016	270	57,197.56	
1115206	1615942	1/7/2016	270	46,650.25	
1115233	1615961	1/7/2016	270	41,833.46	
1115146	1615890	1/7/2016	270	29,850.75	
1115127	1615870	1/7/2016	270	23,024.69	
1115246	1615975	1/7/2016	270	22,495.08	
1115234	1615962	1/7/2016	270	18,863.84	
1115239	1615968	1/7/2016	270	18,006.87	
1115245	1615974	1/7/2016	270	15,263.05	
1115098	1615843	1/7/2016	270	14,262.29	
1115102	1615847	1/7/2016	270	14,242.80	
1115209	1615944	1/7/2016	270	10,699.62	
1115139	1615882	1/7/2016	270	9,952.39	
1115093	1615839	1/7/2016	270	9,660.00	
1115254	1615983	1/7/2016	270	8,298.83	
1115107	1615852	1/7/2016	270	8,082.83	
1115140	1615883	1/7/2016	270	7,975.27	
1115211	1615945	1/7/2016	270	7,121.94	
1115099	1615844	1/7/2016	270	6,664.75	
1115212	1615946	1/7/2016	270	6,283.37	
1115235	1615963	1/7/2016	270	6,045.61	
1115230	1615959	1/7/2016	270	5,842.13	
1115130	1615873	1/7/2016	270	5,692.27	
1115128	1615871	1/7/2016	270	5,614.70	
1115097	1615842	1/7/2016	270	5,000.00	
1115241	1615970	1/7/2016	270	4,990.73	
1115103	1615848	1/7/2016	270	4,524.97	
1115106	1615851	1/7/2016	270	4,423.00	
1115148	1615892	1/7/2016	270	4,230.00	
1115247	1615976	1/7/2016	270	3,575.14	
1113942	162700110 AIRS DE	1/7/2016	270	3,541.04	
1115231	1615960	1/7/2016	270	3,294.20	
1115243	1615972	1/7/2016	270	3,017.00	
1115208	1615964	1/7/2016	270	2,407.14	
1115147	1615891	1/7/2016	270	2,370.00	
1115131	1615874	1/7/2016	270	2,283.84	
1115105	1615850	1/7/2016	270	2,280.00	
1115237	1615966	1/7/2016	270	2,088.13	

Run Date: 6/30/2016
 Run Time: 2:55:37PM

Demand Account Activity

Page: 204
 User: 0

Start Date: 7/1/2015 End Date: 6/30/2016

Jnl. Entry	Ref #	Trx. Date	Ledger	Debit Amount	Credit Amount
1115141	1615884	1/7/2016	270	1,456.97	
1115248	1615977	1/7/2016	270	1,438.00	
1115150	1615894	1/7/2016	270	1,326.50	
1115132	1615875	1/7/2016	270	1,181.92	
1115142	1615885	1/7/2016	270	905.40	
1115149	1615893	1/7/2016	270	810.00	
1115113	1615858	1/7/2016	270	793.84	
1115117	1615861	1/7/2016	270	747.60	
1115143	1615886	1/7/2016	270	527.10	
1113941	162700109 AIRS DE	1/7/2016	270	461.84	
1115129	1615872	1/7/2016	270	455.00	
1115144	1615887	1/7/2016	270	392.30	
1115108	1615853	1/7/2016	270	375.00	
1115115	1615859	1/7/2016	270	304.50	
1115104	1615849	1/7/2016	270	261.75	
1115118	1615862	1/7/2016	270	250.00	
1115116	1615860	1/7/2016	270	230.00	
1115112	1615857	1/7/2016	270	220.00	
1115151	1615895	1/7/2016	270	135.00	
1115152	1615896	1/7/2016	270	45.60	
1115153	1615897	1/7/2016	270	45.60	
1115100	1615845	1/7/2016	270	29.00	
1115154	1615898	1/7/2016	270	28.80	
1115238	1615967	1/7/2016	270	20.00	
1115236	1615965	1/7/2016	270	4.25	
1114156	DFA EFT REV 1/7/1	1/7/2016	270		3,328.52
1115200	162700104	1/7/2016	270		23,813,260.61
1113945	162700103	1/7/2016	270		45,949,206.95
1113931	162700101	1/7/2016	270		873,000.00
1113947	162600101	1/7/2016	270		21,000,000.00
1115591	162700111	1/8/2016	270	100,000,000.00	
1115550	162700102	1/8/2016	270	76,675,000.00	
1115694	162700112	1/8/2016	270	44,000,000.00	
1115592	162700110	1/8/2016	270	30,000,000.00	
1115552	162700103	1/8/2016	270	17,000,000.00	
1115660	1616066	1/8/2016	270	12,161,830.59	
1115661	1616067	1/8/2016	270	6,526,027.11	
1115553	162700104EFT AIR!	1/8/2016	270	5,840,844.68	
1115618	1616042	1/8/2016	270	303,322.13	
1115616	1616040	1/8/2016	270	271,975.00	
1115663	1616068	1/8/2016	270	209,202.83	
1115617	1616041	1/8/2016	270	113,655.00	
1115664	1616069	1/8/2016	270	102,249.07	
1115605	1616031	1/8/2016	270	78,459.78	
1115547	1615996	1/8/2016	270	71,000.00	
1115697	1616102	1/8/2016	270	65,876.17	
1115608	1616032	1/8/2016	270	56,223.72	
1115668	1616107	1/8/2016	270	51,929.00	
1115698	1616103	1/8/2016	270	50,170.96	
1115622	1616046	1/8/2016	270	42,265.68	
1115692	1616109	1/8/2016	270	38,780.00	
1115554	162700105CC AIRS	1/8/2016	270	32,158.79	
1115665	1616070	1/8/2016	270	25,256.33	
1115624	1616048	1/8/2016	270	18,107.71	
1115680	1616104	1/8/2016	270	17,740.00	
1115551	1615999	1/8/2016	270	12,604.10	

Run Date: 6/30/2016
 Run Time: 2:55:37PM

Demand Account Activity

Page: 205
 User: 0

Start Date: 7/1/2015 End Date: 6/30/2016

Jnl. Entry	Ref #	Trx. Date	Ledger	Debit Amount	Credit Amount
1115575	1616006	1/8/2016	270	10,747.75	
1115549	1615998	1/8/2016	270	8,448.92	
1115627	1616051	1/8/2016	270	7,577.00	
1115623	1616047	1/8/2016	270	7,259.20	
1115629	1616064	1/8/2016	270	7,230.47	
1115577	1616008	1/8/2016	270	6,872.00	
1115667	1616071	1/8/2016	270	5,379.75	
1115659	1616065	1/8/2016	270	4,525.12	
1115695	1616101	1/8/2016	270	4,113.00	
1115684	1616100	1/8/2016	270	3,986.90	
1115620	1616044	1/8/2016	270	3,785.82	
1115674	1616108	1/8/2016	270	2,932.67	
1115578	1616009	1/8/2016	270	2,375.00	
1115671	1616072	1/8/2016	270	2,153.04	
1115693	1616106	1/8/2016	270	2,068.65	
1115673	1616073	1/8/2016	270	1,978.33	
1115597	1616023	1/8/2016	270	1,482.08	
1115580	1616011	1/8/2016	270	1,425.00	
1115619	1616043	1/8/2016	270	1,291.68	
1115675	1616074	1/8/2016	270	1,180.16	
1115581	1616012	1/8/2016	270	1,143.00	
1115599	1616075	1/8/2016	270	998.18	
1115598	1616024	1/8/2016	270	975.00	
1115576	1616007	1/8/2016	270	890.00	
1115567	1616005	1/8/2016	270	788.36	
1115579	1616010	1/8/2016	270	460.00	
1115548	1615997	1/8/2016	270	420.00	
1115666	1616076	1/8/2016	270	417.83	
1115657	1616077	1/8/2016	270	390.00	
1115656	1616078	1/8/2016	270	369.00	
1115655	1616079	1/8/2016	270	340.67	
1115626	1616050	1/8/2016	270	260.00	
1115609	1616033	1/8/2016	270	252.44	
1115654	1616080	1/8/2016	270	241.59	
1115625	1616049	1/8/2016	270	230.00	
1115583	1616014	1/8/2016	270	200.00	
1115584	1616015	1/8/2016	270	175.00	
1115585	1616016	1/8/2016	270	131.75	
1115582	1616013	1/8/2016	270	120.00	
1115556	162700106IFTA CC	1/8/2016	270	84.79	
1115653	1616081	1/8/2016	270	40.98	
1115621	1616045	1/8/2016	270	23.39	
1115691	1616105	1/8/2016	270	9.70	
1115650	1616083	1/8/2016	270	4.00	
1115652	1616082	1/8/2016	270	4.00	
1115266	162700101	1/8/2016	270		77,045,000.00
1115589	162700108	1/8/2016	270		2,363,944.45
1115594	DFA EFT REV 1-8-1	1/8/2016	270		8,308.25
1115607	162700111	1/8/2016	270		214,367,470.40
1116122	162700113	1/11/2016	270	15,000,000.00	
1116124	162700114	1/11/2016	270	15,000,000.00	
1116125	Correct Journal Entr	1/11/2016	270	14,000,000.00	
1116116	162700112	1/11/2016	270	10,574,167.78	
1115715	162700103	1/11/2016	270	6,307,693.31	
1116073	1616200	1/11/2016	270	1,766,228.99	
1116104	1616220	1/11/2016	270	1,026,915.20	

Run Date: 6/30/2016
Run Time: 2:55:37PM

Demand Account Activity

Start Date: 7/1/2015 End Date: 6/30/2016

Page: 206
User: 0

Jnl. Entry	Ref #	Trx. Date	Ledger	Debit Amount	Credit Amount
1116127	163000112	1/11/2016	270	1,000,000.00	
1116083	1616205	1/11/2016	270	298,078.12	
1116077	1616199	1/11/2016	270	234,853.99	
1116099	1616219	1/11/2016	270	225,664.30	
1116084	1616206	1/11/2016	270	132,816.70	
1116086	1616208	1/11/2016	270	95,089.71	
1116002	1616128	1/11/2016	270	65,000.00	
1116001	1616127	1/11/2016	270	64,225.23	
1115714	162700102	1/11/2016	270	49,870.44	
1116024	1616148	1/11/2016	270	40,457.76	
1116082	1616204	1/11/2016	270	33,362.89	
1116075	1616197	1/11/2016	270	32,327.84	
1116107	1616221	1/11/2016	270	30,308.98	
1116035	1616159	1/11/2016	270	28,921.96	
1116003	1616129	1/11/2016	270	26,093.93	
1116004	1616130	1/11/2016	270	25,996.68	
1116000	1616126	1/11/2016	270	25,352.94	
1116089	1616210	1/11/2016	270	17,852.00	
1116079	1616201	1/11/2016	270	16,884.28	
1116006	1616132	1/11/2016	270	12,186.21	
1116076	1616198	1/11/2016	270	11,806.20	
1116085	1616207	1/11/2016	270	10,360.10	
1116036	1616160	1/11/2016	270	10,174.94	
1116038	1616195	1/11/2016	270	10,000.00	
1116025	1616149	1/11/2016	270	7,095.75	
1116093	1616215	1/11/2016	270	5,160.45	
1116087	1616209	1/11/2016	270	4,526.53	
1116094	1616214	1/11/2016	270	3,779.44	
1116005	1616131	1/11/2016	270	3,193.39	
1116080	1616202	1/11/2016	270	2,959.20	
1116090	1616211	1/11/2016	270	2,852.59	
1115716	162700104	1/11/2016	270	2,709.57	
1116027	1616151	1/11/2016	270	2,405.00	
1116081	1616203	1/11/2016	270	2,212.00	
1116029	1616153	1/11/2016	270	1,620.75	
1116112	1616224	1/11/2016	270	1,458.25	
1116074	1616196	1/11/2016	270	1,418.48	
1116009	1616134	1/11/2016	270	1,070.00	
1116092	1616212	1/11/2016	270	672.73	
1116034	1616158	1/11/2016	270	580.22	
1116026	1616150	1/11/2016	270	570.00	
1116028	1616152	1/11/2016	270	460.00	
1116091	1616213	1/11/2016	270	432.75	
1116017	1616141	1/11/2016	270	300.00	
1115999	1616125	1/11/2016	270	247.30	
1116030	1616154	1/11/2016	270	150.00	
1116012	1616136	1/11/2016	270	150.00	
1116013	1616137	1/11/2016	270	150.00	
1116014	1616138	1/11/2016	270	150.00	
1116019	1616143	1/11/2016	270	150.00	
1116096	1616216	1/11/2016	270	150.00	
1116007	1616133	1/11/2016	270	80.00	
1116015	1616139	1/11/2016	270	75.00	
1116016	1616140	1/11/2016	270	75.00	
1116018	1616142	1/11/2016	270	75.00	
1116110	1616223	1/11/2016	270	41.23	

Run Date: 6/30/2016
 Run Time: 2:55:37PM

Demand Account Activity

Start Date: 7/1/2015 End Date: 6/30/2016

Page: 207
 User: 0

Jnl. Entry	Ref #	Trx. Date	Ledger	Debit Amount	Credit Amount
1116031	1616155	1/11/2016	270	38.00	
1116032	1616156	1/11/2016	270	38.00	
1116033	1616157	1/11/2016	270	24.00	
1116109	1616222	1/11/2016	270	12.96	
1116011	1616135	1/11/2016	270	8.50	
1115712	162700101	1/11/2016	270		1,402,247.39
1116039	DFA EFT REV 1/11/	1/11/2016	270		7,606.57
1116078	162700105	1/11/2016	270		49,542,076.81
1116123	Back Out Journal Er	1/11/2016	270		15,000,000.00
1116148	162700102AIRSEFT	1/12/2016	270	13,277,089.66	
1116147	162700101	1/12/2016	270	11,000,000.00	
1116522	1616343	1/12/2016	270	1,954,877.49	
1116491	1616299	1/12/2016	270	1,118,468.91	
1116149	162700103NON AIF	1/12/2016	270	444,117.22	
1116444	1616257	1/12/2016	270	315,470.24	
1116431	Ba fac adj cusip-313	1/12/2016	270	294,494.21	
1116495	1616302	1/12/2016	270	213,975.89	
1116489	1616297	1/12/2016	270	154,431.00	
1116442	1616255	1/12/2016	270	124,498.16	
1116443	1616256	1/12/2016	270	114,992.38	
1116550	1616347	1/12/2016	270	100,000.00	
1116549	1616346	1/12/2016	270	75,000.00	
1116490	1616298	1/12/2016	270	73,861.12	
1116533	1616344	1/12/2016	270	27,554.00	
1116150	162700104IFTA CC	1/12/2016	270	22,020.89	
1116473	1616292	1/12/2016	270	15,382.80	
1116159	1616241	1/12/2016	270	15,377.20	
1116479	1616289	1/12/2016	270	12,252.33	
1116452	1616265	1/12/2016	270	10,279.00	
1116547	1616345	1/12/2016	270	10,202.12	
1116486	1616295	1/12/2016	270	9,306.11	
1116158	1616240	1/12/2016	270	8,343.77	
1116445	1616258	1/12/2016	270	7,216.00	
1116484	1616293	1/12/2016	270	5,935.00	
1116487	1616296	1/12/2016	270	4,973.85	
1116451	1616264	1/12/2016	270	3,784.64	
1116478	1616288	1/12/2016	270	3,222.43	
1116447	1616260	1/12/2016	270	2,585.00	
1116532	ba fac adj cusip 313	1/12/2016	270	2,000.00	
1116481	1616290	1/12/2016	270	1,949.32	
1116151	162700105IRPCC A	1/12/2016	270	1,513.76	
1116425	1616243	1/12/2016	270	1,250.00	
1116156	1616238	1/12/2016	270	950.00	
1116441	1616254	1/12/2016	270	688.77	
1116494	1616301	1/12/2016	270	677.15	
1116446	1616259	1/12/2016	270	560.00	
1116448	1616261	1/12/2016	270	490.00	
1116449	1616262	1/12/2016	270	452.50	
1116475	1616285	1/12/2016	270	436.63	
1116453	1616266	1/12/2016	270	296.51	
1116511	1616340	1/12/2016	270	250.00	
1116157	1616239	1/12/2016	270	160.00	
1116485	1616294	1/12/2016	270	115.00	
1116450	1616263	1/12/2016	270	70.00	
1116476	1616286	1/12/2016	270	62.78	
1116477	1616287	1/12/2016	270	26.16	

Run Date: 6/30/2016
 Run Time: 2:55:37PM

Demand Account Activity

Page: 208
 User: 0

Start Date: 7/1/2015 End Date: 6/30/2016

Jnl. Entry	Ref #	Trx. Date	Ledger	Debit Amount	Credit Amount
1116493	1616300	1/12/2016	270	14.53	
1116160	1616242	1/12/2016	270	11.50	
1116509	1616339	1/12/2016	270	8.50	
1116480	1616291	1/12/2016	270	7.15	
1116427	DFA EFT REV 1-12-	1/12/2016	270		23,549.82
1116428	162700106	1/12/2016	270		7,812,166.67
1116496	162700113	1/12/2016	270		19,542,528.29
1116544	162700114	1/12/2016	270		2,000,000.00
1116932	162700103EFT AIR!	1/13/2016	270	32,382,431.95	
1116886	1616374	1/13/2016	270	16,944,993.21	
1117032	1616507	1/13/2016	270	8,127,769.08	
1116972	1616434	1/13/2016	270	6,146,233.08	
1116875	1616364	1/13/2016	270	2,992,887.84	
1116911	1616401	1/13/2016	270	2,541,011.21	
1116931	1616435	1/13/2016	270	2,282,070.78	
1116970	1616433	1/13/2016	270	1,753,987.32	
1117051	1616510	1/13/2016	270	263,320.00	
1116868	1616370	1/13/2016	270	128,398.60	
1116987	1616444	1/13/2016	270	122,911.61	
1116933	162700104CC AIRS	1/13/2016	270	60,055.25	
1116871	1616361	1/13/2016	270	58,829.59	
1116986	1616443	1/13/2016	270	43,138.04	
1116985	1616442	1/13/2016	270	38,007.20	
1116975	1616437	1/13/2016	270	35,003.70	
1116890	1616369	1/13/2016	270	34,004.97	
1117057	1616511	1/13/2016	270	22,500.00	
1116883	1616366	1/13/2016	270	17,774.65	
1116912	1616402	1/13/2016	270	16,396.20	
1116973	1616470	1/13/2016	270	14,694.69	
1116887	1616368	1/13/2016	270	13,925.58	
1116889	1616375	1/13/2016	270	13,157.31	
1116872	1616362	1/13/2016	270	13,049.32	
1116885	1616367	1/13/2016	270	9,538.75	
1116894	1616377	1/13/2016	270	8,761.00	
1116983	1616441	1/13/2016	270	8,569.45	
1116974	1616436	1/13/2016	270	8,106.30	
1116791	1616472	1/13/2016	270	7,455.25	
1116876	1616371	1/13/2016	270	6,857.73	
1117001	1616450	1/13/2016	270	6,040.19	
1116976	1616471	1/13/2016	270	6,038.19	
1116978	1616438	1/13/2016	270	4,413.05	
1116999	1616449	1/13/2016	270	4,131.16	
1116992	1616447	1/13/2016	270	3,744.00	
1116879	1616365	1/13/2016	270	3,448.77	
1116994	1616448	1/13/2016	270	3,185.06	
1116934	162700104IFTA CC	1/13/2016	270	2,924.10	
1116980	1616440	1/13/2016	270	2,769.48	
1116989	1616445	1/13/2016	270	2,603.08	
1116971	1616469	1/13/2016	270	2,577.00	
1116935	162700105IRPCCAI	1/13/2016	270	2,287.94	
1116993	1616476	1/13/2016	270	2,285.00	
1117048	1616505	1/13/2016	270	2,106.50	
1116990	1616446	1/13/2016	270	1,879.42	
1116984	1616474	1/13/2016	270	1,686.50	
1116880	1616381	1/13/2016	270	1,605.00	
1116873	1616363	1/13/2016	270	1,340.00	

Run Date: 6/30/2016
 Run Time: 2:55:37PM

Demand Account Activity

Page: 209
 User: 0

Start Date: 7/1/2015 End Date: 6/30/2016

Jnl. Entry	Ref #	Trx. Date	Ledger	Debit Amount	Credit Amount
1116878	1616372	1/13/2016	270	1,211.00	
1117002	1616451	1/13/2016	270	1,070.91	
1117006	1616452	1/13/2016	270	991.43	
1116958	1616467	1/13/2016	270	945.84	
1116884	1616383	1/13/2016	270	945.00	
1116893	1616376	1/13/2016	270	824.14	
1117046	1616503	1/13/2016	270	806.00	
1116956	1616466	1/13/2016	270	725.00	
1116969	1616432	1/13/2016	270	685.55	
1116881	1616382	1/13/2016	270	600.00	
1116981	1616473	1/13/2016	270	590.00	
1116874	1616379	1/13/2016	270	540.00	
1117013	1616455	1/13/2016	270	500.00	
1116877	1616380	1/13/2016	270	500.00	
1116953	1616465	1/13/2016	270	431.00	
1116996	1616477	1/13/2016	270	430.00	
1116882	1616373	1/13/2016	270	420.00	
1117010	1616454	1/13/2016	270	361.00	
1116888	1616384	1/13/2016	270	350.00	
1117008	1616453	1/13/2016	270	340.00	
1117014	1616459	1/13/2016	270	337.00	
1117009	1616457	1/13/2016	270	335.00	
1117045	1616502	1/13/2016	270	330.00	
1117012	1616458	1/13/2016	270	306.08	
1117049	1616506	1/13/2016	270	292.75	
1117015	1616499	1/13/2016	270	274.40	
1116979	1616439	1/13/2016	270	219.75	
1116961	1616468	1/13/2016	270	170.00	
1117003	1616456	1/13/2016	270	140.80	
1116991	1616475	1/13/2016	270	130.00	
1117043	1616500	1/13/2016	270	96.00	
1117044	1616501	1/13/2016	270	90.00	
1116922	1616461	1/13/2016	270	83.75	
1116947	1616462	1/13/2016	270	75.00	
1116565	1616378	1/13/2016	270	59.50	
1117017	1616460	1/13/2016	270	50.00	
1116977	1616478	1/13/2016	270	38.00	
1116995	1616479	1/13/2016	270	38.00	
1116997	1616480	1/13/2016	270	24.00	
1117047	1616504	1/13/2016	270	21.80	
1116948	1616463	1/13/2016	270	20.00	
1116950	1616464	1/13/2016	270	4.00	
1116907	DFA EFT REV 1-13-	1/13/2016	270		2,001.21
1116917	162700101	1/13/2016	270		3,069,440.18
1116920	162700102	1/13/2016	270		16,944,993.21
1116946	162700115	1/13/2016	270		19,357,115.88
1117054	162700116	1/13/2016	270		35,000,000.00
1117453	1616560	1/14/2016	270	212,670,032.12	
1117528	162700108EFT AIR:	1/14/2016	270	32,062,809.83	
1117556	1616634	1/14/2016	270	14,934,960.09	
1117444	162700102	1/14/2016	270	10,000,000.00	
1117554	1616633	1/14/2016	270	1,500,000.00	
1117539	1616626	1/14/2016	270	1,200,000.00	
1117537	1616624	1/14/2016	270	529,708.04	
1117558	1616635	1/14/2016	270	300,000.00	
1117065	1616517	1/14/2016	270	292,730.61	

Run Date: 6/30/2016
 Run Time: 2:55:37PM

Demand Account Activity

Page: 210
 User: 0

Start Date: 7/1/2015 End Date: 6/30/2016

Jnl. Entry	Ref #	Trx. Date	Ledger	Debit Amount	Credit Amount
1117449	1616556	1/14/2016	270	244,673.00	
1117441	1616554	1/14/2016	270	145,531.04	
1117507	1616562	1/14/2016	270	143,390.80	
1117462	1616567	1/14/2016	270	139,973.10	
1117502	1616607	1/14/2016	270	123,372.50	
1117529	162700109CC AIRS	1/14/2016	270	122,435.98	
1117450	1616557	1/14/2016	270	114,793.00	
1117452	1616559	1/14/2016	270	79,101.88	
1117505	1616610	1/14/2016	270	59,207.71	
1117540	1616627	1/14/2016	270	40,359.09	
1117461	1616566	1/14/2016	270	38,067.83	
1117084	1616532	1/14/2016	270	37,614.25	
1117073	1616525	1/14/2016	270	37,099.00	
1117067	1616519	1/14/2016	270	32,142.00	
1117503	1616608	1/14/2016	270	27,672.50	
1117093	1616541	1/14/2016	270	25,160.57	
1117455	1616561	1/14/2016	270	21,552.91	
1117472	1616577	1/14/2016	270	19,812.39	
1117068	1616520	1/14/2016	270	14,716.00	
1117446	1616555	1/14/2016	270	11,222.99	
1117533	1616623	1/14/2016	270	11,087.00	
1117072	1616524	1/14/2016	270	9,679.86	
1117451	1616558	1/14/2016	270	7,198.51	
1117465	1616570	1/14/2016	270	6,692.00	
1117086	1616534	1/14/2016	270	6,100.00	
1117464	1616569	1/14/2016	270	5,008.27	
1117530	162700110IFTA CC	1/14/2016	270	4,321.95	
1117474	1616578	1/14/2016	270	4,240.95	
1117463	1616568	1/14/2016	270	3,093.43	
1117459	1616564	1/14/2016	270	3,057.08	
1117085	1616533	1/14/2016	270	3,030.00	
1117060	1616605	1/14/2016	270	2,918.00	
1117066	1616518	1/14/2016	270	2,832.39	
1117532	162700111IRPCC A	1/14/2016	270	2,091.45	
1117538	1616625	1/14/2016	270	1,937.25	
1117088	1616536	1/14/2016	270	1,572.25	
1117069	1616521	1/14/2016	270	1,514.00	
1117457	1616563	1/14/2016	270	1,425.06	
1117087	1616535	1/14/2016	270	1,160.00	
1117078	1616576	1/14/2016	270	908.75	
1117504	1616609	1/14/2016	270	798.00	
1117460	1616565	1/14/2016	270	624.20	
1117467	1616572	1/14/2016	270	575.00	
1117469	1616574	1/14/2016	270	332.64	
1117468	1616573	1/14/2016	270	315.00	
1117466	1616571	1/14/2016	270	261.00	
1117089	1616537	1/14/2016	270	240.00	
1117470	1616575	1/14/2016	270	225.45	
1117471	1616579	1/14/2016	270	185.00	
1117473	1616580	1/14/2016	270	175.76	
1117501	1616606	1/14/2016	270	93.03	
1117071	1616523	1/14/2016	270	75.00	
1117070	1616522	1/14/2016	270	59.50	
1117090	1616538	1/14/2016	270	45.60	
1117091	1616539	1/14/2016	270	45.60	
1117092	1616540	1/14/2016	270	28.80	

Run Date: 6/30/2016
 Run Time: 2:55:37PM

Demand Account Activity

Page: 211
 User: 0

Start Date: 7/1/2015 End Date: 6/30/2016

Jnl. Entry	Ref #	Trx. Date	Ledger	Debit Amount	Credit Amount
1117062	DFA EFT REV 1-14-	1/14/2016	270		24,852.95
1117443	162700101	1/14/2016	270		660,000.00
1117445	162700103	1/14/2016	270		24,444.44
1117447	162700104	1/14/2016	270		17,333.34
1117448	162700105	1/14/2016	270		186,998,043.39
1117522	162700115	1/14/2016	270		35,000,000.00
1117535	162700112	1/14/2016	270		36,391,905.64
1117548	162700114	1/14/2016	270		16,000,000.00
1117896	162700107	1/15/2016	270	271,617,308.97	
1117843	162700102	1/15/2016	270	25,000,000.00	
1117845	162700104EFT AIR:	1/15/2016	270	15,489,550.68	
1117971	1616765	1/15/2016	270	7,005,804.44	
1117976	1616769	1/15/2016	270	5,623,021.18	
1117876	1616673	1/15/2016	270	4,307,553.09	
1118026	162700112	1/15/2016	270	3,000,000.00	
1117918	1616771	1/15/2016	270	1,608,339.18	
1118021	162700111	1/15/2016	270	1,000,000.00	
1117979	1616770	1/15/2016	270	660,056.50	
1118013	1616807	1/15/2016	270	481,418.10	
1118029	1616817	1/15/2016	270	441,000.00	
1117869	1616663	1/15/2016	270	136,147.08	
1117941	1616737	1/15/2016	270	135,446.62	
1118030	1616818	1/15/2016	270	132,207.31	
1117927	1616723	1/15/2016	270	73,332.42	
1117977	1616775	1/15/2016	270	72,034.12	
1117972	1616766	1/15/2016	270	61,891.03	
1117856	1616660	1/15/2016	270	47,269.76	
1117929	1616725	1/15/2016	270	43,136.56	
1117974	1616767	1/15/2016	270	35,124.53	
1118014	1616808	1/15/2016	270	34,625.11	
1117875	1616664	1/15/2016	270	33,088.70	
1117909	1616708	1/15/2016	270	29,198.03	
1117881	1616666	1/15/2016	270	26,691.03	
1117928	1616724	1/15/2016	270	21,137.91	
1117899	1616699	1/15/2016	270	19,389.75	
1117878	1616665	1/15/2016	270	18,596.47	
1117969	1616764	1/15/2016	270	16,874.38	
1117943	1616739	1/15/2016	270	14,774.21	
1117938	1616734	1/15/2016	270	13,185.20	
1118017	1616811	1/15/2016	270	12,948.80	
1117857	1616668	1/15/2016	270	10,000.00	
1117970	1616773	1/15/2016	270	8,252.75	
1118015	1616809	1/15/2016	270	7,533.48	
1117871	1616672	1/15/2016	270	7,399.00	
1118031	1616819	1/15/2016	270	6,997.85	
1117578	1616659	1/15/2016	270	5,349.19	
1117930	1616726	1/15/2016	270	5,074.21	
1117879	1616674	1/15/2016	270	4,891.00	
1117865	1616662	1/15/2016	270	4,794.66	
1118012	1616806	1/15/2016	270	4,657.41	
1117859	1616669	1/15/2016	270	4,179.60	
1117939	1616735	1/15/2016	270	3,975.35	
1117861	1616661	1/15/2016	270	3,954.65	
1117847	162700106IFTA CC	1/15/2016	270	3,456.56	
1117846	162700105CC AIRS	1/15/2016	270	3,098.59	
1117850	1616667	1/15/2016	270	2,996.26	

Run Date: 6/30/2016
 Run Time: 2:55:37PM

Demand Account Activity

Start Date: 7/1/2015 End Date: 6/30/2016

Page: 212
 User: 0

Jnl. Entry	Ref #	Trx. Date	Ledger	Debit Amount	Credit Amount
1117902	1616701	1/15/2016	270	2,505.00	
1117863	1616670	1/15/2016	270	2,503.12	
1117944	1616740	1/15/2016	270	2,269.80	
1117942	1616738	1/15/2016	270	1,880.06	
1117931	1616727	1/15/2016	270	1,777.60	
1117901	1616700	1/15/2016	270	1,610.00	
1117904	1616703	1/15/2016	270	1,530.50	
1118016	1616810	1/15/2016	270	985.35	
1117858	1616676	1/15/2016	270	900.00	
1117975	1616768	1/15/2016	270	898.27	
1117891	1616690	1/15/2016	270	812.50	
1117888	1616688	1/15/2016	270	750.00	
1117933	1616729	1/15/2016	270	737.53	
1117932	1616728	1/15/2016	270	691.67	
1117937	1616733	1/15/2016	270	680.75	
1117866	1616671	1/15/2016	270	645.85	
1117903	1616702	1/15/2016	270	480.00	
1117874	1616681	1/15/2016	270	400.00	
1117842	1616683	1/15/2016	270	394.64	
1117885	1616686	1/15/2016	270	305.02	
1118010	1616804	1/15/2016	270	290.00	
1117862	1616677	1/15/2016	270	250.00	
1117890	1616689	1/15/2016	270	250.00	
1117936	1616732	1/15/2016	270	235.00	
1117968	1616772	1/15/2016	270	220.00	
1117905	1616704	1/15/2016	270	195.00	
1117940	1616736	1/15/2016	270	140.00	
1117867	1616679	1/15/2016	270	116.13	
1117935	1616731	1/15/2016	270	104.16	
1118028	1616816	1/15/2016	270	85.00	
1117934	1616730	1/15/2016	270	75.00	
1117887	1616687	1/15/2016	270	59.66	
1117973	1616774	1/15/2016	270	52.32	
1117906	1616705	1/15/2016	270	45.60	
1117907	1616706	1/15/2016	270	45.60	
1118027	1616815	1/15/2016	270	40.00	
1117908	1616707	1/15/2016	270	28.80	
1117864	1616678	1/15/2016	270	26.17	
1117877	1616682	1/15/2016	270	22.77	
1117873	1616685	1/15/2016	270	19.37	
1117868	1616684	1/15/2016	270	18.47	
1117872	1616680	1/15/2016	270	18.00	
1117840	1616675	1/15/2016	270	17.00	
1118011	1616805	1/15/2016	270	15.86	
1117844	162700103	1/15/2016	270		4,307,553.09
1117577	162700101	1/15/2016	270		1,001,000.00
1117886	DFA EFT REV 1-15-	1/15/2016	270		47,453.01
1117914	162700110	1/15/2016	270		331,069,503.34
1118365	162700107 AIRS TA	1/19/2016	270	150,885,382.95	
1118324	1616842	1/19/2016	270	12,055,259.70	
1118413	1616907	1/19/2016	270	2,389,971.29	
1118430	1616912	1/19/2016	270	1,368,604.30	
1118423	1616908	1/19/2016	270	741,923.28	
1118377	1616880	1/19/2016	270	675,954.02	
1118378	1616881	1/19/2016	270	465,100.60	
1118385	1616888	1/19/2016	270	364,775.61	

Run Date: 6/30/2016
Run Time: 2:55:37PM

Demand Account Activity

Start Date: 7/1/2015 End Date: 6/30/2016

Page: 213
User: 0

Jnl. Entry	Ref #	Trx. Date	Ledger	Debit Amount	Credit Amount
1118386	1616889	1/19/2016	270	363,050.82	
1118410	1616906	1/19/2016	270	245,174.37	
1118325	1616879	1/19/2016	270	170,000.00	
1118387	1616890	1/19/2016	270	160,210.75	
1118405	1616903	1/19/2016	270	151,160.37	
1118384	1616887	1/19/2016	270	143,529.00	
1118381	1616884	1/19/2016	270	140,228.84	
1118407	1616904	1/19/2016	270	87,407.13	
1118326	1616844	1/19/2016	270	82,308.19	
1118323	1616841	1/19/2016	270	59,436.80	
1118409	1616905	1/19/2016	270	58,672.88	
1118312	1616838	1/19/2016	270	55,832.13	
1118382	1616885	1/19/2016	270	55,070.96	
1118321	1616840	1/19/2016	270	46,276.44	
1118319	1616839	1/19/2016	270	39,856.94	
1118398	1616901	1/19/2016	270	33,291.33	
1118425	1616909	1/19/2016	270	22,920.84	
1118315	1616834	1/19/2016	270	15,453.60	
1118451	1616945	1/19/2016	270	15,000.00	
1118318	1616845	1/19/2016	270	14,958.72	
1118322	1616843	1/19/2016	270	12,338.56	
1118310	1616830	1/19/2016	270	10,136.16	
1118311	1616831	1/19/2016	270	9,660.60	
1118431	1616913	1/19/2016	270	9,281.25	
1118389	1616892	1/19/2016	270	8,748.48	
1118390	1616893	1/19/2016	270	8,062.52	
1118452	1616946	1/19/2016	270	7,616.17	
1118366	162700108 AIRS TA	1/19/2016	270	6,595.13	
1118380	1616883	1/19/2016	270	6,207.61	
1118314	1616833	1/19/2016	270	5,000.00	
1118383	1616886	1/19/2016	270	4,514.61	
1118368	162700110 AIRS DE	1/19/2016	270	3,724.55	
1118450	1616944	1/19/2016	270	3,157.00	
1118397	1616900	1/19/2016	270	2,753.45	
1118379	1616882	1/19/2016	270	2,512.59	
1118367	162700109 AIRS DE	1/19/2016	270	2,453.62	
1118453	1616947	1/19/2016	270	2,302.66	
1118391	1616894	1/19/2016	270	2,155.50	
1118448	1616943	1/19/2016	270	1,929.50	
1118317	1616836	1/19/2016	270	1,677.41	
1118437	1616915	1/19/2016	270	1,620.00	
1118447	1616942	1/19/2016	270	1,350.63	
1118313	1616832	1/19/2016	270	1,113.75	
1118408	1616917	1/19/2016	270	1,036.75	
1118419	1616922	1/19/2016	270	806.20	
1118435	1616914	1/19/2016	270	750.00	
1118396	1616899	1/19/2016	270	706.25	
1118427	1616910	1/19/2016	270	698.01	
1118316	1616835	1/19/2016	270	600.00	
1118429	1616911	1/19/2016	270	555.49	
1118393	1616896	1/19/2016	270	535.75	
1118392	1616895	1/19/2016	270	483.52	
1118394	1616897	1/19/2016	270	347.50	
1118446	1616941	1/19/2016	270	321.19	
1118438	1616916	1/19/2016	270	300.00	
1118402	1616902	1/19/2016	270	262.50	

Run Date: 6/30/2016
 Run Time: 2:55:37PM

Demand Account Activity

Start Date: 7/1/2015 End Date: 6/30/2016

Page: 214
 User: 0

Jnl. Entry	Ref #	Trx. Date	Ledger	Debit Amount	Credit Amount
1118420	1616923	1/19/2016	270	218.83	
1118308	1616837	1/19/2016	270	217.00	
1118415	1616918	1/19/2016	270	160.00	
1118395	1616898	1/19/2016	270	25.00	
1118416	1616919	1/19/2016	270	15.20	
1118417	1616920	1/19/2016	270	15.20	
1118388	1616891	1/19/2016	270	11.89	
1118418	1616921	1/19/2016	270	9.60	
1118039	DFA EFT REV 1-19-	1/19/2016	270		18,099.47
1118331	162700101	1/19/2016	270		2,674,000.00
1118369	162700102	1/19/2016	270		20,770,800.92
1118372	162700103	1/19/2016	270		58,461,556.98
1118460	162800101	1/19/2016	270		64,000,000.00
1118461	162600101	1/19/2016	270		26,000,000.00
1118745	162700107 AIRS TA	1/20/2016	270	74,914,747.30	
1118734	163000103	1/20/2016	270	9,000,000.00	
1118823	162300101	1/20/2016	270	8,000,000.00	
1118844	1617032	1/20/2016	270	4,518,835.42	
1118759	1616962	1/20/2016	270	4,377,818.29	
1118838	1617029	1/20/2016	270	1,101,109.95	
1118760	1616963	1/20/2016	270	730,212.53	
1118841	1617031	1/20/2016	270	232,635.45	
1118840	1617030	1/20/2016	270	177,313.59	
1118858	1617038	1/20/2016	270	169,925.56	
1118885	1617074	1/20/2016	270	150,000.00	
1118859	1617039	1/20/2016	270	145,480.95	
1118832	1617025	1/20/2016	270	130,365.64	
1118902	1617075	1/20/2016	270	118,611.31	
1118835	1617027	1/20/2016	270	101,767.32	
1118761	1616964	1/20/2016	270	68,542.06	
1118865	1617064	1/20/2016	270	59,601.45	
1118863	1617043	1/20/2016	270	56,947.42	
1118754	1616957	1/20/2016	270	52,573.06	
1118746	162700108 AIRS TA	1/20/2016	270	40,729.61	
1118905	1617076	1/20/2016	270	34,461.86	
1118753	1616956	1/20/2016	270	28,281.29	
1118864	1617044	1/20/2016	270	24,662.02	
1118758	1616961	1/20/2016	270	18,120.32	
1118752	1616955	1/20/2016	270	17,984.76	
1118854	1617035	1/20/2016	270	14,324.09	
1118755	1616958	1/20/2016	270	12,600.00	
1118846	1617052	1/20/2016	270	10,346.33	
1118837	1617049	1/20/2016	270	10,325.75	
1118850	1617055	1/20/2016	270	9,240.75	
1118836	1617028	1/20/2016	270	6,438.51	
1118857	1617037	1/20/2016	270	5,751.70	
1118748	162700110 AIRS DE	1/20/2016	270	5,351.17	
1118849	1617054	1/20/2016	270	5,206.50	
1118839	1617050	1/20/2016	270	5,110.35	
1118862	1617042	1/20/2016	270	4,134.33	
1118756	1616959	1/20/2016	270	4,036.63	
1118861	1617041	1/20/2016	270	3,706.00	
1118851	1617033	1/20/2016	270	3,249.63	
1118848	1617053	1/20/2016	270	2,628.70	
1118855	1617036	1/20/2016	270	2,461.05	
1118757	1616960	1/20/2016	270	1,986.66	

Run Date: 6/30/2016
 Run Time: 2:55:37PM

Demand Account Activity

Start Date: 7/1/2015 End Date: 6/30/2016

Page: 215
 User: 0

Jnl. Entry	Ref #	Trx. Date	Ledger	Debit Amount	Credit Amount
1118867	1617059	1/20/2016	270	1,610.00	
1118856	1617057	1/20/2016	270	1,286.50	
1118845	1617051	1/20/2016	270	965.00	
1118853	1617056	1/20/2016	270	770.00	
1118763	1616966	1/20/2016	270	737.00	
1118762	1616965	1/20/2016	270	720.00	
1118910	1617087	1/20/2016	270	568.80	
1118747	162700109 AIRS DE	1/20/2016	270	310.85	
1118869	1617060	1/20/2016	270	310.00	
1118773	1617045	1/20/2016	270	293.00	
1118834	1617048	1/20/2016	270	200.00	
1118831	1617047	1/20/2016	270	150.00	
1118829	1617046	1/20/2016	270	146.00	
1118907	1617086	1/20/2016	270	131.50	
1118860	1617040	1/20/2016	270	130.00	
1118866	1617058	1/20/2016	270	110.00	
1118833	1617026	1/20/2016	270	100.00	
1118852	1617034	1/20/2016	270	69.34	
1118903	1617084	1/20/2016	270	61.60	
1118764	1616967	1/20/2016	270	29.75	
1118465	1616951	1/20/2016	270	23.75	
1118874	1617062	1/20/2016	270	15.20	
1118872	1617061	1/20/2016	270	15.20	
1118904	1617085	1/20/2016	270	10.00	
1118877	1617063	1/20/2016	270	9.60	
1118790	DFA EFT REV 1-20-	1/20/2016	270		24,510.66
1118735	162700101	1/20/2016	270		1,412,000.00
1118736	162700102	1/20/2016	270		4,377,818.29
1118765	162700103	1/20/2016	270		65,999,439.76
1118819	162700104	1/20/2016	270		26,357,744.35
1118913	162600104	1/20/2016	270		6,000,000.00
1120067	162700107 AIRS TA	1/21/2016	270	122,441,001.82	
1118931	162700102	1/21/2016	270	99,854,000.00	
1120155	1617164	1/21/2016	270	64,081,096.21	
1118929	163000104	1/21/2016	270	31,000,000.00	
1120059	1617105	1/21/2016	270	8,634,109.92	
1120193	1617214	1/21/2016	270	1,056,000.00	
1120049	1617109	1/21/2016	270	751,821.26	
1118925	1617107	1/21/2016	270	500,000.00	
1120056	1617104	1/21/2016	270	263,738.94	
1120148	1617163	1/21/2016	270	180,800.64	
1120060	1617106	1/21/2016	270	163,753.76	
1120142	1617160	1/21/2016	270	153,155.00	
1120191	1617213	1/21/2016	270	151,406.00	
1120054	1617103	1/21/2016	270	144,549.52	
1120166	1617165	1/21/2016	270	137,218.62	
1120145	1617162	1/21/2016	270	131,181.81	
1120202	1617221	1/21/2016	270	116,268.00	
1120195	1617215	1/21/2016	270	106,656.00	
1120201	1617220	1/21/2016	270	82,946.00	
1120127	1617154	1/21/2016	270	80,761.24	
1120069	162700108 AIRS TA	1/21/2016	270	80,722.45	
1120135	1617181	1/21/2016	270	80,277.41	
1120132	1617158	1/21/2016	270	72,280.00	
1120046	1617100	1/21/2016	270	65,552.13	
1120047	1617101	1/21/2016	270	44,405.75	

Run Date: 6/30/2016
 Run Time: 2:55:37PM

Demand Account Activity

Start Date: 7/1/2015 End Date: 6/30/2016

Page: 216
 User: 0

Jnl. Entry	Ref #	Trx. Date	Ledger	Debit Amount	Credit Amount
1120143	1617161	1/21/2016	270	40,765.00	
1120129	1617156	1/21/2016	270	36,850.72	
1120134	1617180	1/21/2016	270	35,799.81	
1120048	1617108	1/21/2016	270	33,447.69	
1120168	1617167	1/21/2016	270	32,197.00	
1120200	1617219	1/21/2016	270	30,000.00	
1120133	1617179	1/21/2016	270	26,772.36	
1120140	1617159	1/21/2016	270	19,975.00	
1120068	1617116	1/21/2016	270	19,170.07	
1120158	1617169	1/21/2016	270	9,071.75	
1120167	1617166	1/21/2016	270	8,634.24	
1120095	1617117	1/21/2016	270	7,857.25	
1120157	1617168	1/21/2016	270	7,673.50	
1120197	1617216	1/21/2016	270	5,260.00	
1120128	1617155	1/21/2016	270	3,492.27	
1120199	1617218	1/21/2016	270	3,415.50	
1120136	1617182	1/21/2016	270	2,934.90	
1120131	1617178	1/21/2016	270	2,625.38	
1120160	1617171	1/21/2016	270	2,595.00	
1120070	162700109 AIRS D€	1/21/2016	270	2,235.96	
1120083	162700111 AIRS D€	1/21/2016	270	2,160.00	
1120071	162700110 AIRS D€	1/21/2016	270	2,122.54	
1120130	1617157	1/21/2016	270	1,262.95	
1120159	1617170	1/21/2016	270	730.00	
1120198	1617217	1/21/2016	270	700.00	
1120053	1617102	1/21/2016	270	636.30	
1120137	1617183	1/21/2016	270	520.00	
1120161	1617172	1/21/2016	270	510.00	
1120101	1617118	1/21/2016	270	393.50	
1120186	1617212	1/21/2016	270	310.10	
1120162	1617173	1/21/2016	270	305.75	
1120050	1617110	1/21/2016	270	250.00	
1120203	1617222	1/21/2016	270	145.36	
1120163	1617174	1/21/2016	270	60.00	
1120051	1617111	1/21/2016	270	8.50	
1120164	1617175	1/21/2016	270	7.60	
1120165	1617176	1/21/2016	270	7.60	
1120126	1617177	1/21/2016	270	4.80	
1119951	162700103	1/21/2016	270		194.00
1118930	162700101	1/21/2016	270		2,971,000.00
1120073	162700104	1/21/2016	270		307,618,314.99
1120085	DFA EFT REV 1/21/	1/21/2016	270		8,034.57
1120084	162700106	1/21/2016	270		12,587,044.43
1120174	162600101	1/21/2016	270		8,000,000.00
1120618	162700107 AIRS TA	1/25/2016	270	80,428,343.68	
1120601	163990102	1/25/2016	270	69,772,312.50	
1120252	163000105	1/25/2016	270	49,000,000.00	
1120666	Correct Journal Entr	1/25/2016	270	47,898,954.88	
1120627	163990105	1/25/2016	270	47,898,954.87	
1120248	163000104	1/25/2016	270	15,000,000.00	
1120245	1617251	1/25/2016	270	5,595,872.98	
1120664	1617309	1/25/2016	270	4,852,361.00	
1120230	1617310	1/25/2016	270	3,204,764.39	
1120258	162700102	1/25/2016	270	3,000,000.00	
1120469	162700105	1/25/2016	270	1,747,743.03	
1120614	162800101	1/25/2016	270	1,000,000.00	

Run Date: 6/30/2016
 Run Time: 2:55:37PM

Demand Account Activity

Page: 217
 User: 0

Start Date: 7/1/2015 End Date: 6/30/2016

Jnl. Entry	Ref #	Trx. Date	Ledger	Debit Amount	Credit Amount
1120735	162300101	1/25/2016	270	1,000,000.00	
1120676	1617311	1/25/2016	270	430,874.69	
1120746	1617369	1/25/2016	270	352,800.00	
1120692	1617321	1/25/2016	270	295,430.32	
1120619	162700108 AIRS TA	1/25/2016	270	139,854.75	
1120698	1617340	1/25/2016	270	127,296.72	
1120693	1617322	1/25/2016	270	121,814.41	
1120635	1617273	1/25/2016	270	119,263.40	
1120694	1617323	1/25/2016	270	118,439.70	
1120723	1617347	1/25/2016	270	100,681.38	
1120751	1617372	1/25/2016	270	98,042.36	
1120748	1617370	1/25/2016	270	83,048.50	
1120233	1617241	1/25/2016	270	74,316.58	
1120752	1617373	1/25/2016	270	62,000.00	
1120249	1617253	1/25/2016	270	56,077.68	
1120678	1617312	1/25/2016	270	52,389.78	
1120690	1617339	1/25/2016	270	52,159.56	
1120686	1617316	1/25/2016	270	44,405.43	
1120247	1617252	1/25/2016	270	43,120.73	
1120696	1617325	1/25/2016	270	42,761.54	
1120636	1617274	1/25/2016	270	38,441.50	
1120250	1617254	1/25/2016	270	32,298.05	
1120621	162700109 AIRS DE	1/25/2016	270	21,554.11	
1120714	1617343	1/25/2016	270	21,065.29	
1120750	1617371	1/25/2016	270	18,478.39	
1120237	1617245	1/25/2016	270	16,500.00	
1120759	1617380	1/25/2016	270	13,957.45	
1120238	1617246	1/25/2016	270	12,407.25	
1120742	1617367	1/25/2016	270	10,932.62	
1120228	1617238	1/25/2016	270	10,250.88	
1120240	1617247	1/25/2016	270	10,000.00	
1120242	1617248	1/25/2016	270	8,619.35	
1120641	1617279	1/25/2016	270	7,750.00	
1120719	1617345	1/25/2016	270	7,726.20	
1120680	1617313	1/25/2016	270	7,038.24	
1120251	1617255	1/25/2016	270	7,016.32	
1120745	1617368	1/25/2016	270	6,983.00	
1120243	1617249	1/25/2016	270	6,585.42	
1120722	1617346	1/25/2016	270	6,578.91	
1120244	1617250	1/25/2016	270	5,751.91	
1120634	1617272	1/25/2016	270	5,517.06	
1120754	1617375	1/25/2016	270	5,512.44	
1120695	1617324	1/25/2016	270	5,276.40	
1120697	1617326	1/25/2016	270	4,970.50	
1120645	1617283	1/25/2016	270	4,940.82	
1120707	1617341	1/25/2016	270	4,899.44	
1120683	1617314	1/25/2016	270	4,828.67	
1120646	1617284	1/25/2016	270	4,428.78	
1120622	162700110 AIRS DE	1/25/2016	270	3,986.86	
1120232	1617240	1/25/2016	270	3,935.00	
1120637	1617275	1/25/2016	270	3,140.00	
1120699	1617327	1/25/2016	270	2,763.47	
1120753	1617374	1/25/2016	270	2,676.37	
1120713	1617349	1/25/2016	270	2,221.00	
1120227	1617237	1/25/2016	270	2,219.18	
1120700	1617328	1/25/2016	270	2,132.00	

Run Date: 6/30/2016
 Run Time: 2:55:37PM

Demand Account Activity

Start Date: 7/1/2015 End Date: 6/30/2016

Page: 218
 User: 0

Jnl. Entry	Ref #	Trx. Date	Ledger	Debit Amount	Credit Amount
1120756	1617377	1/25/2016	270	1,977.90	
1120715	1617350	1/25/2016	270	1,950.62	
1120758	1617378	1/25/2016	270	1,800.28	
1120642	1617280	1/25/2016	270	1,490.00	
1120701	1617329	1/25/2016	270	1,463.75	
1120685	1617315	1/25/2016	270	1,284.67	
1120702	1617330	1/25/2016	270	1,168.18	
1120757	1617379	1/25/2016	270	933.74	
1120689	1617319	1/25/2016	270	909.25	
1120691	1617320	1/25/2016	270	829.50	
1120755	1617376	1/25/2016	270	749.53	
1120703	1617331	1/25/2016	270	434.00	
1120704	1617332	1/25/2016	270	410.00	
1120705	1617333	1/25/2016	270	407.24	
1120717	1617344	1/25/2016	270	370.00	
1120643	1617281	1/25/2016	270	304.50	
1120234	1617242	1/25/2016	270	193.06	
1120675	1617334	1/25/2016	270	185.00	
1120711	1617348	1/25/2016	270	180.00	
1120684	1617338	1/25/2016	270	151.00	
1120231	1617239	1/25/2016	270	150.00	
1120235	1617243	1/25/2016	270	138.55	
1120712	1617342	1/25/2016	270	115.00	
1120236	1617244	1/25/2016	270	114.36	
1120644	1617282	1/25/2016	270	90.00	
1120687	1617317	1/25/2016	270	70.82	
1120688	1617318	1/25/2016	270	57.37	
1120679	1617335	1/25/2016	270	36.00	
1120681	1617336	1/25/2016	270	21.00	
1120682	1617337	1/25/2016	270	8.00	
1120638	1617276	1/25/2016	270	7.60	
1120639	1617277	1/25/2016	270	7.60	
1120640	1617278	1/25/2016	270	4.80	
1120256	162700101	1/25/2016	270		169,083,278.84
1120259	162700103	1/25/2016	270		7,357,000.00
1120260	162700104	1/25/2016	270		5,595,872.98
1120631	Back Out Journal Er	1/25/2016	270		47,898,954.87
1120731	DFA EFT REV 1/25/	1/25/2016	270		83,008.98
1120665	162700106	1/25/2016	270		102,595,092.00
1120792	162700107 AIRS TA	1/26/2016	270	62,687,991.59	
1121174	1617484	1/26/2016	270	2,591,558.43	
1121104	1617412	1/26/2016	270	790,889.17	
1121230	1617527	1/26/2016	270	690,000.00	
1121179	1617485	1/26/2016	270	559,359.72	
1121172	1617482	1/26/2016	270	426,446.75	
1121180	1617486	1/26/2016	270	420,958.37	
1121107	1617415	1/26/2016	270	419,084.77	
1121105	1617413	1/26/2016	270	298,646.02	
1121229	1617526	1/26/2016	270	226,260.58	
1121181	1617487	1/26/2016	270	160,877.93	
1121118	1617481	1/26/2016	270	152,785.64	
1121223	1617520	1/26/2016	270	147,973.69	
1121106	1617414	1/26/2016	270	136,229.00	
1121134	1617445	1/26/2016	270	105,000.00	
1121108	1617416	1/26/2016	270	103,738.00	
1121113	1617421	1/26/2016	270	82,072.20	

Run Date: 6/30/2016
 Run Time: 2:55:37PM

Demand Account Activity

Start Date: 7/1/2015 End Date: 6/30/2016

Page: 219
 User: 0

Jnl. Entry	Ref #	Trx. Date	Ledger	Debit Amount	Credit Amount
1121182	1617488	1/26/2016	270	51,457.56	
1121184	1617489	1/26/2016	270	49,987.55	
1121156	1617467	1/26/2016	270	47,750.51	
1121157	1617468	1/26/2016	270	44,031.50	
1121222	1617519	1/26/2016	270	42,795.00	
1121185	1617490	1/26/2016	270	37,465.77	
1121130	1617441	1/26/2016	270	36,390.00	
1121186	1617491	1/26/2016	270	24,670.36	
1121041	162700108 AIRS TA	1/26/2016	270	23,670.06	
1121109	1617417	1/26/2016	270	23,280.01	
1121110	1617418	1/26/2016	270	21,683.43	
1121187	1617492	1/26/2016	270	18,224.69	
1121176	1617500	1/26/2016	270	17,856.68	
1121189	1617493	1/26/2016	270	17,287.16	
1121131	1617442	1/26/2016	270	15,965.00	
1121043	162700110 AIRS DE	1/26/2016	270	8,732.30	
1121154	1617465	1/26/2016	270	7,993.25	
1121141	1617452	1/26/2016	270	7,833.75	
1121190	1617494	1/26/2016	270	6,157.57	
1121143	1617454	1/26/2016	270	4,702.40	
1121175	1617499	1/26/2016	270	3,752.10	
1121194	1617495	1/26/2016	270	3,678.00	
1121089	1617497	1/26/2016	270	3,070.85	
1121225	1617522	1/26/2016	270	2,914.00	
1121136	1617447	1/26/2016	270	2,850.00	
1121195	1617496	1/26/2016	270	2,810.83	
1121135	1617446	1/26/2016	270	2,453.07	
1121139	1617450	1/26/2016	270	2,040.00	
1121200	1617483	1/26/2016	270	2,038.07	
1121111	1617419	1/26/2016	270	1,930.85	
1121149	1617460	1/26/2016	270	1,930.00	
1121098	1617408	1/26/2016	270	1,400.00	
1121147	1617458	1/26/2016	270	1,370.25	
1121096	1617407	1/26/2016	270	1,225.00	
1121112	1617420	1/26/2016	270	1,211.00	
1121137	1617448	1/26/2016	270	1,143.00	
1121094	1617405	1/26/2016	270	897.25	
1121228	1617525	1/26/2016	270	781.75	
1121095	1617406	1/26/2016	270	690.00	
1121155	1617466	1/26/2016	270	670.00	
1121142	1617453	1/26/2016	270	650.00	
1121102	1617410	1/26/2016	270	575.00	
1121042	162700109 AIRS DE	1/26/2016	270	405.41	
1121103	1617411	1/26/2016	270	405.00	
1121140	1617451	1/26/2016	270	390.00	
1121150	1617461	1/26/2016	270	350.00	
1121091	1617402	1/26/2016	270	247.00	
1121132	1617443	1/26/2016	270	239.02	
1121227	1617524	1/26/2016	270	205.00	
1121092	1617403	1/26/2016	270	160.00	
1121148	1617459	1/26/2016	270	150.00	
1121173	1617498	1/26/2016	270	140.00	
1121100	1617409	1/26/2016	270	135.00	
1121226	1617523	1/26/2016	270	115.00	
1121138	1617449	1/26/2016	270	110.00	
1121114	1617422	1/26/2016	270	75.00	

Run Date: 6/30/2016
 Run Time: 2:55:37PM

Demand Account Activity

Start Date: 7/1/2015 End Date: 6/30/2016

Page: 220
 User: 0

Jnl. Entry	Ref #	Trx. Date	Ledger	Debit Amount	Credit Amount
1121224	1617521	1/26/2016	270	46.00	
1121133	1617444	1/26/2016	270	44.85	
1121145	1617456	1/26/2016	270	30.40	
1121146	1617457	1/26/2016	270	30.40	
1121144	1617455	1/26/2016	270	19.20	
1121093	1617404	1/26/2016	270	12.75	
1121151	1617462	1/26/2016	270	7.60	
1121152	1617463	1/26/2016	270	7.60	
1121153	1617464	1/26/2016	270	4.80	
1120781	DFA EFT REV 1/26/	1/26/2016	270		190,655.74
1121097	162700102	1/26/2016	270		10,063,496.97
1121202	162700101	1/26/2016	270		60,945,641.44
1121635	162700104	1/27/2016	270	106,002,440.90	
1121613	162700107 AIRS TA	1/27/2016	270	43,442,189.92	
1121627	1617548	1/27/2016	270	5,280,430.79	
1121601	163000104	1/27/2016	270	3,000,000.00	
1121604	162700103	1/27/2016	270	2,271,000.00	
1121665	1617579	1/27/2016	270	2,147,364.85	
1121666	1617580	1/27/2016	270	1,409,933.26	
1121630	1617550	1/27/2016	270	869,684.78	
1121661	1617575	1/27/2016	270	244,879.00	
1121672	1617585	1/27/2016	270	218,710.75	
1121673	1617586	1/27/2016	270	147,155.00	
1121663	1617577	1/27/2016	270	108,453.03	
1121664	1617578	1/27/2016	270	66,991.76	
1121614	162700108 AIRS TA	1/27/2016	270	58,940.93	
1121629	1617549	1/27/2016	270	47,136.42	
1121748	1617654	1/27/2016	270	45,150.00	
1121744	1617651	1/27/2016	270	34,688.84	
1121644	1617581	1/27/2016	270	29,148.67	
1121727	1617640	1/27/2016	270	25,578.91	
1121734	1617641	1/27/2016	270	23,412.09	
1121615	162700109 AIRS DE	1/27/2016	270	20,791.23	
1121626	1617547	1/27/2016	270	15,153.06	
1121713	1617627	1/27/2016	270	11,568.94	
1121742	1617649	1/27/2016	270	10,257.00	
1121616	162700110 AIRS DE	1/27/2016	270	9,864.78	
1121662	1617576	1/27/2016	270	7,314.63	
1121670	1617583	1/27/2016	270	6,137.50	
1121712	1617626	1/27/2016	270	5,926.02	
1121715	1617629	1/27/2016	270	5,358.45	
1121746	1617653	1/27/2016	270	4,870.00	
1121728	1617642	1/27/2016	270	4,214.76	
1121625	1617546	1/27/2016	270	3,897.00	
1121725	1617638	1/27/2016	270	3,854.00	
1121723	1617637	1/27/2016	270	3,596.90	
1121716	1617630	1/27/2016	270	3,083.00	
1121717	1617631	1/27/2016	270	2,475.00	
1121687	1617594	1/27/2016	270	2,054.78	
1121726	1617639	1/27/2016	270	1,452.65	
1121678	1617589	1/27/2016	270	1,280.00	
1121624	1617545	1/27/2016	270	990.00	
1121743	1617650	1/27/2016	270	847.75	
1121618	1617539	1/27/2016	270	835.76	
1121622	1617543	1/27/2016	270	720.00	
1121639	1617559	1/27/2016	270	560.00	

Run Date: 6/30/2016
 Run Time: 2:55:37PM

Demand Account Activity

Start Date: 7/1/2015 End Date: 6/30/2016

Page: 221
 User: 0

Jnl. Entry	Ref #	Trx. Date	Ledger	Debit Amount	Credit Amount
1121718	1617632	1/27/2016	270	550.00	
1121671	1617584	1/27/2016	270	500.00	
1121745	1617652	1/27/2016	270	492.50	
1121711	1617625	1/27/2016	270	480.00	
1121722	1617636	1/27/2016	270	445.00	
1121623	1617544	1/27/2016	270	375.00	
1121674	1617587	1/27/2016	270	372.75	
1121719	1617633	1/27/2016	270	371.00	
1121620	1617541	1/27/2016	270	349.25	
1121680	1617590	1/27/2016	270	250.00	
1121720	1617634	1/27/2016	270	230.00	
1121721	1617635	1/27/2016	270	180.00	
1121669	1617582	1/27/2016	270	116.60	
1121619	1617540	1/27/2016	270	75.00	
1121714	1617628	1/27/2016	270	61.83	
1121729	1617643	1/27/2016	270	51.00	
1121676	1617588	1/27/2016	270	45.00	
1121730	1617644	1/27/2016	270	36.00	
1121621	1617542	1/27/2016	270	23.29	
1121684	1617591	1/27/2016	270	22.80	
1121685	1617592	1/27/2016	270	22.80	
1121686	1617593	1/27/2016	270	14.40	
1121750	1617656	1/27/2016	270	12.00	
1121751	1617657	1/27/2016	270	12.00	
1121703	1617624	1/27/2016	270	8.50	
1121628	8006312	1/27/2016	270		148,198.27
1121653	162700105	1/27/2016	270		26,559,545.06
1121602	162700101	1/27/2016	270		5,280,430.79
1121603	162700102	1/27/2016	270		88,485,000.00
1121740	162700106	1/27/2016	270		45,000,000.00
1122159	162700103	1/28/2016	270	146,860,475.56	
1122125	1617742	1/28/2016	270	53,606,495.21	
1121755	163000104	1/28/2016	270	27,000,000.00	
1122159	162700103	1/28/2016	270	6,000,000.00	
1121763	162700107 AIRS TA	1/28/2016	270	4,936,853.18	
1122127	1617754	1/28/2016	270	466,058.11	
1122126	1617735	1/28/2016	270	439,594.00	
1122155	1617766	1/28/2016	270	386,076.40	
1122116	1617725	1/28/2016	270	193,681.44	
1121764	162700108 AIRS TA	1/28/2016	270	117,740.71	
1122114	1617723	1/28/2016	270	107,327.50	
1122149	1617762	1/28/2016	270	80,901.64	
1122047	1617663	1/28/2016	270	77,993.90	
1122141	1617743	1/28/2016	270	76,895.20	
1122082	1617753	1/28/2016	270	57,631.29	
1122048	1617664	1/28/2016	270	55,128.85	
1122131	1617756	1/28/2016	270	53,965.89	
1122064	1617670	1/28/2016	270	48,868.68	
1122057	1617682	1/28/2016	270	45,210.25	
1122186	1617778	1/28/2016	270	41,000.00	
1122053	1617665	1/28/2016	270	39,283.33	
1122063	1617684	1/28/2016	270	36,533.90	
1122061	1617683	1/28/2016	270	36,373.64	
1122119	1617728	1/28/2016	270	34,480.00	
1122115	1617724	1/28/2016	270	32,592.50	
1122055	1617666	1/28/2016	270	32,221.23	

Run Date: 6/30/2016
Run Time: 2:55:37PM

Demand Account Activity

Start Date: 7/1/2015 End Date: 6/30/2016

Page: 222
User: 0

Jnl. Entry	Ref #	Trx. Date	Ledger	Debit Amount	Credit Amount
1122183	1617776	1/28/2016	270	26,037.84	
1122129	1617736	1/28/2016	270	25,820.14	
1122150	1617763	1/28/2016	270	20,032.16	
1122146	1617747	1/28/2016	270	13,462.14	
1122056	1617667	1/28/2016	270	11,000.93	
1122139	1617741	1/28/2016	270	8,979.35	
1122128	1617755	1/28/2016	270	8,831.85	
1122143	1617744	1/28/2016	270	7,965.78	
1121765	162700109 AIRS DC	1/28/2016	270	6,706.12	
1122153	1617765	1/28/2016	270	5,800.51	
1122130	1617737	1/28/2016	270	5,748.45	
1122060	1617669	1/28/2016	270	5,180.26	
1122148	1617749	1/28/2016	270	4,366.20	
1122136	1617759	1/28/2016	270	3,749.74	
1122147	1617748	1/28/2016	270	3,700.00	
1122121	1617730	1/28/2016	270	2,990.00	
1122120	1617729	1/28/2016	270	2,800.00	
1122133	1617738	1/28/2016	270	1,936.17	
1122059	1617668	1/28/2016	270	1,933.11	
1122157	1617752	1/28/2016	270	1,303.00	
1122117	1617726	1/28/2016	270	1,230.00	
1122137	1617740	1/28/2016	270	1,202.50	
1122184	1617777	1/28/2016	270	1,178.15	
1122142	1617745	1/28/2016	270	660.97	
1122195	1617788	1/28/2016	270	651.12	
1122046	1617676	1/28/2016	270	650.00	
1122043	1617661	1/28/2016	270	600.00	
1122066	1617671	1/28/2016	270	600.00	
1122042	1617675	1/28/2016	270	600.00	
1122122	1617731	1/28/2016	270	580.00	
1122070	1617673	1/28/2016	270	555.00	
1122118	1617727	1/28/2016	270	500.00	
1122096	1617761	1/28/2016	270	485.43	
1122050	1617678	1/28/2016	270	450.00	
1122049	1617677	1/28/2016	270	420.00	
1122144	1617746	1/28/2016	270	410.74	
1122132	1617757	1/28/2016	270	373.12	
1122045	1617662	1/28/2016	270	360.00	
1122113	1617722	1/28/2016	270	350.00	
1122054	1617681	1/28/2016	270	330.00	
1122181	1617775	1/28/2016	270	283.18	
1122051	1617679	1/28/2016	270	270.00	
1122154	1617751	1/28/2016	270	260.02	
1122134	1617758	1/28/2016	270	259.04	
1122052	1617680	1/28/2016	270	235.00	
1122075	1617692	1/28/2016	270	213.73	
1122135	1617739	1/28/2016	270	145.91	
1122071	1617674	1/28/2016	270	135.00	
1122069	1617672	1/28/2016	270	100.00	
1122179	1617774	1/28/2016	270	93.03	
1122152	1617750	1/28/2016	270	74.07	
1122196	1617789	1/28/2016	270	28.00	
1122123	1617732	1/28/2016	270	15.20	
1122124	1617733	1/28/2016	270	15.20	
1122138	1617760	1/28/2016	270	12.08	
1122151	1617764	1/28/2016	270	11.80	

Run Date: 6/30/2016
 Run Time: 2:55:37PM

Demand Account Activity

Page: 223
 User: 0

Start Date: 7/1/2015 End Date: 6/30/2016

Jnl. Entry	Ref #	Trx. Date	Ledger	Debit Amount	Credit Amount
1122104	1617734	1/28/2016	270	9.60	
1122074	1617691	1/28/2016	270	5.68	
1122099	8006314	1/28/2016	270		2,488.30
1122100	8006313	1/28/2016	270		13,887.05
1122101	162700102	1/28/2016	270		226,793,534.29
1122165	162700101	1/28/2016	270		7,313,000.00
1122166	162700104	1/28/2016	270		7,000,000.00
1122833	162700111	1/29/2016	270	52,527,477.83	
1122797	162700103	1/29/2016	270	26,000,000.00	
1122826	162700110	1/29/2016	270	18,000,000.00	
1122840	162700115	1/29/2016	270	10,000,000.00	
1122841	162700116	1/29/2016	270	9,000,000.00	
1122837	162700112	1/29/2016	270	7,000,000.00	
1122751	1617877	1/29/2016	270	4,960,940.94	
1122834	162700104AIRS EF	1/29/2016	270	2,464,311.06	
1122736	1617870	1/29/2016	270	1,503,674.41	
1122738	1617871	1/29/2016	270	1,158,574.74	
1122743	1617872	1/29/2016	270	851,379.05	
1122663	1617810	1/29/2016	270	828,677.00	
1122794	162700102	1/29/2016	270	747,919.71	
1122745	1617873	1/29/2016	270	293,550.05	
1122752	1617878	1/29/2016	270	261,229.70	
1122664	1617811	1/29/2016	270	208,620.00	
1122753	1617879	1/29/2016	270	174,971.00	
1122665	1617812	1/29/2016	270	153,058.94	
1122793	1617937	1/29/2016	270	146,546.18	
1122821	1617915	1/29/2016	270	142,150.04	
1122822	1617916	1/29/2016	270	121,133.32	
1122823	1617917	1/29/2016	270	90,569.08	
1122747	1617874	1/29/2016	270	79,308.55	
1122836	162700106IFTA CC	1/29/2016	270	76,386.16	
1122755	1617881	1/29/2016	270	75,906.33	
1122661	1617808	1/29/2016	270	71,575.96	
1122805	1617913	1/29/2016	270	68,958.40	
1122800	1617912	1/29/2016	270	68,864.68	
1122656	1617806	1/29/2016	270	39,776.16	
1122754	1617880	1/29/2016	270	28,188.44	
1122835	162700105CC AIRS	1/29/2016	270	25,112.97	
1122819	1617943	1/29/2016	270	17,678.38	
1122749	1617875	1/29/2016	270	17,663.88	
1122709	1617847	1/29/2016	270	14,230.75	
1122756	1617882	1/29/2016	270	12,976.52	
1122667	1617814	1/29/2016	270	12,710.61	
1122807	1617906	1/29/2016	270	11,539.00	
1122706	1617835	1/29/2016	270	10,100.00	
1122708	1617837	1/29/2016	270	8,082.83	
1122702	1617831	1/29/2016	270	7,375.00	
1122700	1617829	1/29/2016	270	6,050.00	
1122704	1617833	1/29/2016	270	5,075.00	
1122824	1617918	1/29/2016	270	4,638.41	
1122806	1617905	1/29/2016	270	4,567.76	
1122790	1617936	1/29/2016	270	3,837.55	
1122668	1617815	1/29/2016	270	3,698.62	
1122808	1617907	1/29/2016	270	3,184.93	
1122714	1617852	1/29/2016	270	2,705.00	
1122707	1617836	1/29/2016	270	2,302.75	

Demand Account Activity

Start Date: 7/1/2015 End Date: 6/30/2016

Jnl. Entry	Ref #	Trx. Date	Ledger	Debit Amount	Credit Amount
1122802	1617919	1/29/2016	270	2,244.76	
1122205	1617798	1/29/2016	270	2,133.60	
1122809	1617920	1/29/2016	270	2,015.00	
1122820	162700107IRPCC A	1/29/2016	270	1,994.49	
1122691	1617911	1/29/2016	270	1,959.03	
1122703	1617832	1/29/2016	270	1,585.50	
1122817	1617914	1/29/2016	270	1,406.38	
1122701	1617830	1/29/2016	270	1,396.75	
1122698	1617827	1/29/2016	270	1,300.00	
1122705	1617834	1/29/2016	270	1,283.50	
1122710	1617848	1/29/2016	270	1,170.00	
1122750	1617876	1/29/2016	270	1,156.14	
1122207	1617800	1/29/2016	270	1,073.75	
1122666	1617813	1/29/2016	270	910.00	
1122811	1617921	1/29/2016	270	893.69	
1122814	1617922	1/29/2016	270	810.08	
1122815	1617910	1/29/2016	270	798.05	
1122813	1617909	1/29/2016	270	755.00	
1122716	1617854	1/29/2016	270	691.50	
1122699	1617828	1/29/2016	270	690.00	
1122816	1617923	1/29/2016	270	645.00	
1122795	1617938	1/29/2016	270	630.00	
1122774	1617926	1/29/2016	270	598.40	
1122715	1617853	1/29/2016	270	520.00	
1122775	1617927	1/29/2016	270	491.00	
1122776	1617928	1/29/2016	270	487.50	
1122801	1617904	1/29/2016	270	415.50	
1122777	1617929	1/29/2016	270	407.00	
1122778	1617930	1/29/2016	270	375.00	
1122779	1617931	1/29/2016	270	295.00	
1122662	1617809	1/29/2016	270	247.50	
1122781	1617932	1/29/2016	270	200.00	
1122203	1617796	1/29/2016	270	150.00	
1122799	1617942	1/29/2016	270	119.62	
1122206	1617799	1/29/2016	270	110.00	
1122783	1617933	1/29/2016	270	95.00	
1122202	1617795	1/29/2016	270	90.00	
1122717	1617855	1/29/2016	270	80.00	
1122204	1617797	1/29/2016	270	79.20	
1122660	1617807	1/29/2016	270	60.00	
1122810	1617908	1/29/2016	270	31.72	
1122711	1617849	1/29/2016	270	15.20	
1122712	1617850	1/29/2016	270	15.20	
1122713	1617851	1/29/2016	270	9.60	
1122787	1617934	1/29/2016	270	8.00	
1122788	1617935	1/29/2016	270	4.00	
1122792	162700101	1/29/2016	270		2,887,000.00
1122842	162700117	1/29/2016	270		134,615,984.82
1122886	162700202	2/1/2016	270	15,000,000.00	
1123121	162700205	2/1/2016	270	13,000,000.00	
1123140	1617991	2/1/2016	270	3,792,752.17	
1123154	162700203	2/1/2016	270	3,007,728.75	
1123166	1618009	2/1/2016	270	2,877,000.00	
1123141	1617992	2/1/2016	270	1,214,841.53	
1122896	1617967	2/1/2016	270	1,190,369.60	
1123127	1617977	2/1/2016	270	288,979.49	

Run Date: 6/30/2016
 Run Time: 2:55:37PM

Demand Account Activity

Page: 225
 User: 0

Start Date: 7/1/2015 End Date: 6/30/2016

Jnl. Entry	Ref #	Trx. Date	Ledger	Debit Amount	Credit Amount
1123133	1617983	2/1/2016	270	92,098.04	
1123150	1617999	2/1/2016	270	77,334.07	
1123138	1617989	2/1/2016	270	53,914.67	
1123164	1618007	2/1/2016	270	46,542.83	
1123142	1617993	2/1/2016	270	34,976.12	
1123128	1617978	2/1/2016	270	29,360.14	
1123123	1617974	2/1/2016	270	25,748.69	
1123139	1617990	2/1/2016	270	21,972.06	
1123158	1618005	2/1/2016	270	14,550.67	
1122891	1617962	2/1/2016	270	11,095.89	
1123149	1617998	2/1/2016	270	10,186.38	
1122892	1617963	2/1/2016	270	7,957.00	
1123132	1617982	2/1/2016	270	4,990.73	
1123124	1617975	2/1/2016	270	4,168.35	
1123129	1617979	2/1/2016	270	3,675.00	
1122895	1617966	2/1/2016	270	3,540.75	
1123165	1618008	2/1/2016	270	2,996.38	
1122902	1617970	2/1/2016	270	2,359.00	
1123144	1617994	2/1/2016	270	1,780.29	
1123130	1617980	2/1/2016	270	1,609.81	
1123131	1617981	2/1/2016	270	1,060.93	
1123125	1617976	2/1/2016	270	950.00	
1122894	1617965	2/1/2016	270	887.25	
1122893	1617964	2/1/2016	270	688.75	
1123135	1617995	2/1/2016	270	259.56	
1123143	1617996	2/1/2016	270	214.19	
1123145	1617997	2/1/2016	270	154.14	
1123163	1618006	2/1/2016	270	40.85	
1122885	162700201	2/1/2016	270		2,296,000.00
1122900	162700203	2/1/2016	270		37,767,907.90
1123212	162600201	2/2/2016	270	38,000,000.00	
1123565	162800201	2/2/2016	270	19,000,000.00	
1123173	163000203	2/2/2016	270	16,000,000.00	
1123185	162700207 AIRS TA	2/2/2016	270	7,074,066.22	
1123494	1618069	2/2/2016	270	3,519,912.74	
1123561	1618132	2/2/2016	270	1,246,945.78	
1123189	162700202	2/2/2016	270	969,013.16	
1123546	1618117	2/2/2016	270	591,151.00	
1123495	1618070	2/2/2016	270	569,409.87	
1123541	1618112	2/2/2016	270	475,421.88	
1123553	1618124	2/2/2016	270	467,299.13	
1123535	1618110	2/2/2016	270	391,473.34	
1123206	1618032	2/2/2016	270	204,910.91	
1123196	1618021	2/2/2016	270	190,164.86	
1123540	1618111	2/2/2016	270	185,404.60	
1123542	1618113	2/2/2016	270	185,041.00	
1123548	1618119	2/2/2016	270	146,747.85	
1123547	1618118	2/2/2016	270	103,607.12	
1123528	1618092	2/2/2016	270	89,681.33	
1123186	162700208 AIRS TA	2/2/2016	270	67,993.17	
1123498	1618073	2/2/2016	270	62,086.73	
1123201	1618026	2/2/2016	270	33,647.14	
1123187	162700209 AIRS D€	2/2/2016	270	33,352.60	
1123496	1618071	2/2/2016	270	27,659.54	
1123499	1618074	2/2/2016	270	20,530.00	
1123549	1618120	2/2/2016	270	19,764.74	

Run Date: 6/30/2016
Run Time: 2:55:37PM

Demand Account Activity

Start Date: 7/1/2015 End Date: 6/30/2016

Page: 226
User: 0

Jnl. Entry	Ref #	Trx. Date	Ledger	Debit Amount	Credit Amount
1123532	1618096	2/2/2016	270	19,337.22	
1123529	1618093	2/2/2016	270	15,989.59	
1123500	1618075	2/2/2016	270	11,396.10	
1123501	1618076	2/2/2016	270	9,496.55	
1123188	162700210 AIRS DE	2/2/2016	270	8,635.94	
1123580	1618146	2/2/2016	270	8,623.70	
1123476	1618053	2/2/2016	270	7,544.50	
1123480	1618055	2/2/2016	270	7,025.50	
1123531	1618095	2/2/2016	270	6,509.60	
1123543	1618114	2/2/2016	270	6,207.61	
1123550	1618121	2/2/2016	270	6,187.27	
1123554	1618125	2/2/2016	270	4,890.00	
1123581	1618147	2/2/2016	270	4,794.67	
1123551	1618122	2/2/2016	270	4,663.68	
1123493	1618068	2/2/2016	270	4,307.49	
1123200	1618025	2/2/2016	270	4,088.65	
1123552	1618123	2/2/2016	270	3,979.25	
1123582	1618148	2/2/2016	270	3,954.66	
1123502	1618077	2/2/2016	270	3,280.00	
1123197	1618022	2/2/2016	270	3,069.56	
1123198	1618023	2/2/2016	270	2,615.67	
1123544	1618115	2/2/2016	270	2,512.59	
1123555	1618126	2/2/2016	270	2,001.41	
1123485	1618060	2/2/2016	270	1,925.00	
1123545	1618116	2/2/2016	270	1,613.56	
1123489	1618064	2/2/2016	270	1,469.25	
1123571	1618140	2/2/2016	270	1,325.25	
1123203	1618028	2/2/2016	270	1,275.00	
1123491	1618066	2/2/2016	270	1,260.00	
1123487	1618062	2/2/2016	270	1,159.25	
1123556	1618127	2/2/2016	270	872.00	
1123530	1618094	2/2/2016	270	842.50	
1123479	1618054	2/2/2016	270	620.00	
1123559	1618130	2/2/2016	270	593.17	
1123481	1618056	2/2/2016	270	580.00	
1123497	1618072	2/2/2016	270	552.00	
1123579	1618145	2/2/2016	270	537.00	
1123202	1618027	2/2/2016	270	460.00	
1123560	1618131	2/2/2016	270	434.53	
1123486	1618061	2/2/2016	270	370.00	
1123503	1618078	2/2/2016	270	300.00	
1123576	1618142	2/2/2016	270	297.00	
1123492	1618067	2/2/2016	270	240.00	
1123488	1618063	2/2/2016	270	190.00	
1123557	1618128	2/2/2016	270	137.00	
1123490	1618065	2/2/2016	270	120.00	
1123204	1618029	2/2/2016	270	120.00	
1123199	1618024	2/2/2016	270	113.18	
1123577	1618143	2/2/2016	270	29.43	
1123578	1618144	2/2/2016	270	25.50	
1123205	1618030	2/2/2016	270	16.01	
1123482	1618057	2/2/2016	270	15.20	
1123483	1618058	2/2/2016	270	15.20	
1123575	1618141	2/2/2016	270	12.75	
1123484	1618059	2/2/2016	270	9.60	
1123558	1618129	2/2/2016	270	4.00	

Run Date: 6/30/2016
 Run Time: 2:55:37PM

Demand Account Activity

Start Date: 7/1/2015 End Date: 6/30/2016

Page: 227
 User: 0

Jnl. Entry	Ref #	Trx. Date	Ledger	Debit Amount	Credit Amount
1123471	DFA EFT REV 2/2/	2/2/2016	270		1,228.47
1123175	162700201	2/2/2016	270		29,597,121.00
1123195	162700203	2/2/2016	270		28,530,444.45
1123461	162700205	2/2/2016	270		32,513,281.45
1123928	162700207 AIRS TA	2/3/2016	270	17,228,161.30	
1123904	162700202	2/3/2016	270	11,000,000.00	
1123900	163000203	2/3/2016	270	9,000,000.00	
1123905	162700203	2/3/2016	270	7,500,000.00	
1123882	1618161	2/3/2016	270	3,470,501.14	
1123901	163000204	2/3/2016	270	3,000,000.00	
1124018	1618264	2/3/2016	270	2,168,968.87	
1123970	1618222	2/3/2016	270	1,529,131.74	
1123969	1618221	2/3/2016	270	735,559.51	
1123955	1618208	2/3/2016	270	250,935.43	
1123873	1618158	2/3/2016	270	230,846.44	
1123883	1618162	2/3/2016	270	204,483.66	
1123971	1618223	2/3/2016	270	145,717.75	
1123972	1618224	2/3/2016	270	141,848.26	
1124017	1618263	2/3/2016	270	119,494.85	
1124024	1618270	2/3/2016	270	80,106.75	
1124004	1618254	2/3/2016	270	50,000.00	
1123939	1618193	2/3/2016	270	48,366.96	
1123915	1618252	2/3/2016	270	44,463.85	
1124016	1618262	2/3/2016	270	36,475.00	
1123952	1618205	2/3/2016	270	32,762.72	
1123930	162700209 AIRS DE	2/3/2016	270	25,794.55	
1123874	1618159	2/3/2016	270	16,912.42	
1123974	1618226	2/3/2016	270	13,798.64	
1123959	1618212	2/3/2016	270	12,633.40	
1124019	1618265	2/3/2016	270	11,103.47	
1123962	1618215	2/3/2016	270	6,920.10	
1123938	1618192	2/3/2016	270	6,808.12	
1123942	1618196	2/3/2016	270	5,388.75	
1123932	162700210 AIRS DE	2/3/2016	270	4,182.41	
1124025	1618271	2/3/2016	270	3,536.37	
1124015	1618261	2/3/2016	270	2,535.50	
1123961	1618214	2/3/2016	270	2,154.20	
1123944	1618198	2/3/2016	270	1,835.00	
1123890	1618173	2/3/2016	270	1,707.30	
1123929	162700208 AIRS TA	2/3/2016	270	1,388.47	
1123956	1618209	2/3/2016	270	865.50	
1123889	1618168	2/3/2016	270	840.00	
1123949	1618204	2/3/2016	270	832.00	
1124026	1618272	2/3/2016	270	779.43	
1123957	1618210	2/3/2016	270	599.75	
1123940	1618194	2/3/2016	270	551.25	
1123943	1618197	2/3/2016	270	450.00	
1123891	1618169	2/3/2016	270	450.00	
1123960	1618213	2/3/2016	270	392.50	
1123875	1618160	2/3/2016	270	364.99	
1123886	1618165	2/3/2016	270	360.00	
1123888	1618167	2/3/2016	270	350.00	
1123945	1618199	2/3/2016	270	340.00	
1123958	1618211	2/3/2016	270	321.00	
1123953	1618206	2/3/2016	270	295.00	
1123954	1618207	2/3/2016	270	181.32	

Run Date: 6/30/2016
 Run Time: 2:55:37PM

Demand Account Activity

Start Date: 7/1/2015 End Date: 6/30/2016

Page: 228
 User: 0

Jnl. Entry	Ref #	Trx. Date	Ledger	Debit Amount	Credit Amount
1123887	1618166	2/3/2016	270	150.00	
1123884	1618163	2/3/2016	270	80.00	
1123973	1618225	2/3/2016	270	73.81	
1123941	1618195	2/3/2016	270	60.00	
1123885	1618164	2/3/2016	270	42.50	
1123946	1618200	2/3/2016	270	30.40	
1123947	1618201	2/3/2016	270	30.40	
1123948	1618202	2/3/2016	270	19.20	
1123509	DFA EFT REV 2/3/1	2/3/2016	270		37,440.47
1123903	162700201	2/3/2016	270		3,470,501.14
1123951	162700204	2/3/2016	270		40,497,918.08
1124014	162600201	2/3/2016	270		13,000,000.00
1125139	1618353	2/4/2016	270	51,570,519.53	
1125093	162700101EFT AIR!	2/4/2016	270	4,569,628.63	
1125138	1618352	2/4/2016	270	1,927,252.72	
1125090	162700106	2/4/2016	270	1,200,000.00	
1125205	1618406	2/4/2016	270	1,090,143.00	
1125201	1618404	2/4/2016	270	953,536.98	
1125143	1618377	2/4/2016	270	474,658.44	
1125203	1618405	2/4/2016	270	369,921.00	
1125062	1618288	2/4/2016	270	350,000.00	
1125115	1618330	2/4/2016	270	245,848.47	
1125118	1618333	2/4/2016	270	233,829.99	
1125063	1618289	2/4/2016	270	166,228.05	
1125080	1618354	2/4/2016	270	117,953.29	
1125094	162700102CC AIRS	2/4/2016	270	113,957.21	
1125119	1618334	2/4/2016	270	100,621.80	
1125079	1618304	2/4/2016	270	89,327.00	
1125064	1618290	2/4/2016	270	73,267.15	
1125085	1618309	2/4/2016	270	62,957.50	
1125060	1618286	2/4/2016	270	57,761.07	
1125081	1618305	2/4/2016	270	56,647.90	
1125120	1618335	2/4/2016	270	56,030.71	
1125082	1618306	2/4/2016	270	48,914.00	
1125146	1618355	2/4/2016	270	33,124.31	
1125154	1618361	2/4/2016	270	30,747.00	
1125066	1618292	2/4/2016	270	21,981.29	
1125116	1618331	2/4/2016	270	21,140.19	
1125086	1618310	2/4/2016	270	18,397.50	
1125121	1618336	2/4/2016	270	17,405.13	
1125072	1618298	2/4/2016	270	15,305.30	
1125095	162700103IFTA CC	2/4/2016	270	14,481.86	
1125137	1618351	2/4/2016	270	12,592.67	
1125192	1618395	2/4/2016	270	10,060.00	
1125073	1618299	2/4/2016	270	10,000.00	
1125074	1618300	2/4/2016	270	8,749.81	
1125149	1618356	2/4/2016	270	8,685.70	
1125096	162700104IRP CC /	2/4/2016	270	8,596.15	
1125075	1618301	2/4/2016	270	8,587.59	
1125150	1618357	2/4/2016	270	6,258.35	
1125122	1618337	2/4/2016	270	5,523.56	
1125123	1618338	2/4/2016	270	3,509.00	
1125193	1618396	2/4/2016	270	3,281.32	
1125156	1618363	2/4/2016	270	3,030.00	
1125067	1618293	2/4/2016	270	2,946.38	
1125155	1618362	2/4/2016	270	2,520.00	

Run Date: 6/30/2016
 Run Time: 2:55:37PM

Demand Account Activity

Start Date: 7/1/2015 End Date: 6/30/2016

Page: 229
 User: 0

Jnl. Entry	Ref #	Trx. Date	Ledger	Debit Amount	Credit Amount
1125124	1618339	2/4/2016	270	2,379.33	
1125117	1618332	2/4/2016	270	2,311.40	
1125191	1618394	2/4/2016	270	2,260.00	
1125125	1618340	2/4/2016	270	1,958.00	
1125068	1618294	2/4/2016	270	1,753.78	
1125136	1618350	2/4/2016	270	1,715.60	
1125145	1618365	2/4/2016	270	1,402.50	
1125061	1618287	2/4/2016	270	868.00	
1125083	1618307	2/4/2016	270	863.34	
1125088	1618311	2/4/2016	270	826.04	
1125126	1618341	2/4/2016	270	745.20	
1125065	1618291	2/4/2016	270	742.75	
1125084	1618308	2/4/2016	270	707.75	
1125127	1618342	2/4/2016	270	577.17	
1125157	1618364	2/4/2016	270	570.00	
1125129	1618343	2/4/2016	270	470.00	
1125130	1618344	2/4/2016	270	460.00	
1125131	1618345	2/4/2016	270	425.00	
1125069	1618295	2/4/2016	270	420.00	
1125197	1618400	2/4/2016	270	410.40	
1125132	1618346	2/4/2016	270	374.71	
1125133	1618347	2/4/2016	270	314.00	
1125200	1618403	2/4/2016	270	271.60	
1125135	1618349	2/4/2016	270	222.50	
1125198	1618401	2/4/2016	270	211.80	
1125134	1618348	2/4/2016	270	195.00	
1125161	1618366	2/4/2016	270	190.00	
1125076	1618302	2/4/2016	270	150.00	
1125077	1618303	2/4/2016	270	150.00	
1125195	1618398	2/4/2016	270	107.75	
1125070	1618296	2/4/2016	270	90.43	
1125071	1618297	2/4/2016	270	66.44	
1125151	1618358	2/4/2016	270	30.40	
1125152	1618359	2/4/2016	270	30.40	
1125199	1618402	2/4/2016	270	21.15	
1125153	1618360	2/4/2016	270	19.20	
1125196	1618399	2/4/2016	270	12.00	
1125194	1618397	2/4/2016	270	8.72	
1125110	DFA EFT REV 2/4/1	2/4/2016	270		6,067.42
1124043	162700105	2/4/2016	270		12,998,838.89
1125159	162700112	2/4/2016	270		48,019,743.80
1125160	162700111	2/4/2016	270		3,000,000.00
1125498	162700203	2/5/2016	270	108,000,000.00	
1125492	163000204	2/5/2016	270	17,000,000.00	
1125613	162800201	2/5/2016	270	16,000,000.00	
1125490	163000203	2/5/2016	270	7,000,000.00	
1125510	162700207 AIRS TA	2/5/2016	270	5,617,235.84	
1125567	1618499	2/5/2016	270	923,443.80	
1125611	1618539	2/5/2016	270	919,455.00	
1125527	1618456	2/5/2016	270	784,116.34	
1125528	1618457	2/5/2016	270	208,515.79	
1125480	1618439	2/5/2016	270	181,851.66	
1125568	1618500	2/5/2016	270	179,985.65	
1125481	1618440	2/5/2016	270	156,059.66	
1125603	1618533	2/5/2016	270	135,156.00	
1125599	1618527	2/5/2016	270	120,612.66	

Run Date: 6/30/2016
Run Time: 2:55:37PM

Demand Account Activity

Start Date: 7/1/2015 End Date: 6/30/2016

Page: 230
User: 0

Jnl. Entry	Ref #	Trx. Date	Ledger	Debit Amount	Credit Amount
1125569	1618501	2/5/2016	270	106,459.20	
1125571	1618503	2/5/2016	270	106,458.51	
1125593	1618522	2/5/2016	270	102,815.54	
1125572	1618504	2/5/2016	270	61,687.54	
1125541	1618470	2/5/2016	270	53,759.61	
1125512	162700209 AIRS DE	2/5/2016	270	50,024.68	
1125477	1618436	2/5/2016	270	47,360.46	
1125600	1618528	2/5/2016	270	45,362.92	
1125579	1618510	2/5/2016	270	40,627.56	
1125565	1618497	2/5/2016	270	34,411.99	
1125601	1618529	2/5/2016	270	30,000.00	
1125580	1618511	2/5/2016	270	27,935.44	
1125594	1618523	2/5/2016	270	26,423.55	
1125540	1618469	2/5/2016	270	23,530.22	
1125595	1618524	2/5/2016	270	21,191.16	
1125573	1618505	2/5/2016	270	20,686.85	
1125575	1618506	2/5/2016	270	15,248.13	
1125548	1618477	2/5/2016	270	13,602.25	
1125513	162700210 AIRS DE	2/5/2016	270	11,082.59	
1125529	1618458	2/5/2016	270	9,969.07	
1125511	162700208 AIRS TA	2/5/2016	270	8,699.13	
1125476	1618435	2/5/2016	270	7,857.25	
1125530	1618459	2/5/2016	270	6,767.53	
1125526	1618455	2/5/2016	270	6,412.08	
1125531	1618460	2/5/2016	270	6,110.83	
1125604	1618534	2/5/2016	270	5,320.96	
1125578	1618509	2/5/2016	270	4,756.09	
1125605	1618535	2/5/2016	270	4,574.80	
1125482	1618441	2/5/2016	270	3,193.45	
1125475	1618434	2/5/2016	270	3,154.75	
1125570	1618502	2/5/2016	270	3,022.38	
1125544	1618473	2/5/2016	270	2,540.00	
1125566	1618498	2/5/2016	270	2,405.12	
1125546	1618475	2/5/2016	270	2,165.50	
1125542	1618471	2/5/2016	270	2,078.75	
1125606	1618536	2/5/2016	270	1,977.91	
1125607	1618537	2/5/2016	270	1,976.23	
1125479	1618438	2/5/2016	270	1,520.00	
1125549	1618478	2/5/2016	270	1,110.00	
1125473	1618432	2/5/2016	270	540.00	
1125545	1618474	2/5/2016	270	490.00	
1125576	1618507	2/5/2016	270	471.96	
1125483	1618442	2/5/2016	270	459.50	
1125469	1618428	2/5/2016	270	450.00	
1125478	1618437	2/5/2016	270	420.00	
1125468	1618427	2/5/2016	270	402.24	
1125474	1618433	2/5/2016	270	375.00	
1125532	1618461	2/5/2016	270	360.00	
1125471	1618430	2/5/2016	270	350.00	
1125577	1618508	2/5/2016	270	309.05	
1125547	1618476	2/5/2016	270	270.00	
1125598	1618526	2/5/2016	270	256.79	
1125533	1618462	2/5/2016	270	253.00	
1125486	1618444	2/5/2016	270	241.75	
1125534	1618463	2/5/2016	270	197.62	
1125470	1618429	2/5/2016	270	109.15	

Run Date: 6/30/2016
 Run Time: 2:55:37PM

Demand Account Activity

Start Date: 7/1/2015 End Date: 6/30/2016

Page: 231
 User: 0

Jnl. Entry	Ref #	Trx. Date	Ledger	Debit Amount	Credit Amount
1125543	1618472	2/5/2016	270	87.50	
1125472	1618431	2/5/2016	270	50.00	
1125535	1618464	2/5/2016	270	24.00	
1125485	1618443	2/5/2016	270	12.00	
1125536	1618465	2/5/2016	270	12.00	
1125596	1618525	2/5/2016	270	11.50	
1125537	1618466	2/5/2016	270	8.00	
1125538	1618467	2/5/2016	270	5.00	
1125539	1618468	2/5/2016	270	4.00	
1125220	DFA EFT REV 2-5-1	2/5/2016	270		19,569.46
1125494	162700201	2/5/2016	270		2,261,780.09
1125496	162700202	2/5/2016	270		3,697,482.08
1125514	162700204	2/5/2016	270		151,714,817.81
1125887	162700202	2/8/2016	270	75,975,000.00	
1126002	162600201	2/8/2016	270	29,000,000.00	
1125884	163000205	2/8/2016	270	7,000,000.00	
1125908	162700208 AIRS TA	2/8/2016	270	6,322,309.72	
1125954	1618618	2/8/2016	270	4,311,641.84	
1125992	1618649	2/8/2016	270	1,984,000.00	
1126003	162300201	2/8/2016	270	1,000,000.00	
1125918	1618619	2/8/2016	270	397,267.31	
1125956	1618620	2/8/2016	270	344,246.79	
1125957	1618621	2/8/2016	270	311,363.30	
1125968	1618626	2/8/2016	270	224,102.90	
1125959	1618622	2/8/2016	270	128,611.48	
1125872	1618559	2/8/2016	270	120,000.00	
1125952	1618616	2/8/2016	270	107,494.94	
1125953	1618617	2/8/2016	270	107,483.12	
1125930	1618655	2/8/2016	270	92,712.31	
1125878	1618565	2/8/2016	270	44,801.20	
1125873	1618560	2/8/2016	270	40,960.78	
1125874	1618561	2/8/2016	270	30,319.54	
1125886	162700209 AIRS D€	2/8/2016	270	26,192.36	
1125875	1618562	2/8/2016	270	16,440.18	
1125910	162700210 AIRS D€	2/8/2016	270	16,166.38	
1125921	1618580	2/8/2016	270	15,979.81	
1125876	1618563	2/8/2016	270	15,000.00	
1125960	1618623	2/8/2016	270	14,118.37	
1125877	1618564	2/8/2016	270	12,905.33	
1125922	1618581	2/8/2016	270	8,592.00	
1125630	1618551	2/8/2016	270	8,490.00	
1125997	1618654	2/8/2016	270	8,298.83	
1125919	1618578	2/8/2016	270	7,038.41	
1125958	1618630	2/8/2016	270	5,639.42	
1125961	1618624	2/8/2016	270	5,232.52	
1125920	1618579	2/8/2016	270	4,257.82	
1125962	1618631	2/8/2016	270	3,968.96	
1125904	1618629	2/8/2016	270	2,175.60	
1125964	1618625	2/8/2016	270	2,141.64	
1125963	1618632	2/8/2016	270	1,519.61	
1125925	1618583	2/8/2016	270	1,380.00	
1125996	1618653	2/8/2016	270	1,356.89	
1125929	1618585	2/8/2016	270	1,259.50	
1125994	1618651	2/8/2016	270	1,160.00	
1125631	1618552	2/8/2016	270	1,075.00	
1125969	1618627	2/8/2016	270	767.25	

Run Date: 6/30/2016
 Run Time: 2:55:37PM

Demand Account Activity

Start Date: 7/1/2015 End Date: 6/30/2016

Page: 232
 User: 0

Jnl. Entry	Ref #	Trx. Date	Ledger	Debit Amount	Credit Amount
1125923	1618582	2/8/2016	270	720.00	
1125965	1618633	2/8/2016	270	593.54	
1125966	1618634	2/8/2016	270	580.25	
1125971	1618628	2/8/2016	270	365.00	
1125993	1618650	2/8/2016	270	343.77	
1125909	162700208 AIRS TA	2/8/2016	270	334.67	
1125967	1618635	2/8/2016	270	331.00	
1125970	1618636	2/8/2016	270	271.04	
1125927	1618584	2/8/2016	270	270.00	
1125972	1618637	2/8/2016	270	115.00	
1125995	1618652	2/8/2016	270	95.27	
1125931	1618586	2/8/2016	270	90.00	
1125871	1618558	2/8/2016	270	2.33	
1125636	DFA EFT REV 2/8/1	2/8/2016	270		8,725.70
1125912	162700205	2/8/2016	270		25,617,139.54
1125885	162700201	2/8/2016	270		77,425,000.00
1125888	162700202	2/8/2016	270		25,198,973.33
1126275	162700204	2/9/2016	270	15,204,861.11	
1126233	163000204	2/9/2016	270	14,000,000.00	
1126308	162700207 AIRS TA	2/9/2016	270	6,695,510.82	
1126372	1618751	2/9/2016	270	4,518,608.17	
1126416	162800201	2/9/2016	270	3,000,000.00	
1126224	1618680	2/9/2016	270	850,000.00	
1126274	162700203	2/9/2016	270	713,958.70	
1126279	1618681	2/9/2016	270	640,000.00	
1126410	1618811	2/9/2016	270	605,931.95	
1126384	1618752	2/9/2016	270	494,002.49	
1126427	1618804	2/9/2016	270	487,468.36	
1126363	1618748	2/9/2016	270	334,830.53	
1126282	1618682	2/9/2016	270	215,000.00	
1126317	1618706	2/9/2016	270	174,151.07	
1126283	1618683	2/9/2016	270	165,000.00	
1126302	1618697	2/9/2016	270	98,039.19	
1126273	162700202	2/9/2016	270	92,606.36	
1126338	1618719	2/9/2016	270	80,836.96	
1126386	1618753	2/9/2016	270	78,492.10	
1126285	1618684	2/9/2016	270	66,000.00	
1126286	1618685	2/9/2016	270	60,000.00	
1126428	1618805	2/9/2016	270	59,248.32	
1126310	162700208 AIRS TA	2/9/2016	270	46,881.78	
1126314	1618704	2/9/2016	270	45,714.73	
1126387	1618754	2/9/2016	270	40,911.42	
1126339	1618720	2/9/2016	270	23,990.00	
1126394	1618760	2/9/2016	270	20,381.29	
1126361	1618746	2/9/2016	270	18,681.47	
1126396	1618761	2/9/2016	270	16,860.45	
1126287	1618686	2/9/2016	270	16,000.00	
1126289	1618687	2/9/2016	270	14,000.00	
1126290	1618688	2/9/2016	270	11,750.00	
1126388	1618755	2/9/2016	270	11,409.31	
1126292	1618689	2/9/2016	270	11,000.00	
1126439	1618816	2/9/2016	270	10,970.70	
1126293	1618690	2/9/2016	270	10,000.00	
1126294	1618691	2/9/2016	270	9,700.00	
1126316	162700210 AIRS DE	2/9/2016	270	8,574.11	
1126340	1618721	2/9/2016	270	7,255.25	

Run Date: 6/30/2016
 Run Time: 2:55:37PM

Demand Account Activity

Page: 233
 User: 0

Start Date: 7/1/2015 End Date: 6/30/2016

Jnl. Entry	Ref #	Trx. Date	Ledger	Debit Amount	Credit Amount
1126304	1618698	2/9/2016	270	6,217.47	
1126306	1618699	2/9/2016	270	5,865.04	
1126351	1618731	2/9/2016	270	5,194.35	
1126422	1618799	2/9/2016	270	4,662.75	
1126337	1618718	2/9/2016	270	4,272.85	
1126370	1618749	2/9/2016	270	4,252.37	
1126307	1618700	2/9/2016	270	3,795.04	
1126437	1618814	2/9/2016	270	3,640.00	
1126295	1618692	2/9/2016	270	3,500.00	
1126309	1618701	2/9/2016	270	3,064.34	
1126397	1618762	2/9/2016	270	2,943.99	
1126424	1618801	2/9/2016	270	2,705.11	
1126398	1618763	2/9/2016	270	2,558.00	
1126399	1618764	2/9/2016	270	2,215.89	
1126389	1618756	2/9/2016	270	2,107.29	
1126296	1618693	2/9/2016	270	2,000.00	
1126297	1618694	2/9/2016	270	2,000.00	
1126403	1618765	2/9/2016	270	1,761.40	
1126362	1618747	2/9/2016	270	1,659.80	
1126342	1618723	2/9/2016	270	1,645.00	
1126298	1618695	2/9/2016	270	1,600.00	
1126404	1618766	2/9/2016	270	1,389.58	
1126313	162700209 AIRS DE	2/9/2016	270	1,366.84	
1126319	1618707	2/9/2016	270	1,334.70	
1126336	1618717	2/9/2016	270	1,309.50	
1126311	1618702	2/9/2016	270	1,297.00	
1126423	1618800	2/9/2016	270	1,162.06	
1126390	1618757	2/9/2016	270	1,142.00	
1126344	1618725	2/9/2016	270	1,038.75	
1126391	1618758	2/9/2016	270	884.65	
1126320	1618708	2/9/2016	270	642.00	
1126341	1618722	2/9/2016	270	590.00	
1126431	1618808	2/9/2016	270	527.00	
1126315	1618705	2/9/2016	270	460.49	
1126432	1618809	2/9/2016	270	460.00	
1126392	1618759	2/9/2016	270	431.29	
1126433	1618810	2/9/2016	270	407.00	
1126360	1618745	2/9/2016	270	337.50	
1126343	1618724	2/9/2016	270	320.00	
1126225	1618767	2/9/2016	270	292.00	
1126373	1618768	2/9/2016	270	284.00	
1126301	1618696	2/9/2016	270	200.00	
1126434	1618815	2/9/2016	270	200.00	
1126429	1618806	2/9/2016	270	197.00	
1126374	1618769	2/9/2016	270	190.00	
1126436	1618813	2/9/2016	270	176.35	
1126312	1618703	2/9/2016	270	168.80	
1126345	1618726	2/9/2016	270	150.00	
1126435	1618812	2/9/2016	270	114.75	
1126350	1618730	2/9/2016	270	77.42	
1126425	1618802	2/9/2016	270	61.04	
1126377	1618770	2/9/2016	270	52.32	
1126346	1618727	2/9/2016	270	15.20	
1126347	1618728	2/9/2016	270	15.20	
1126378	1618771	2/9/2016	270	12.00	
1126349	1618729	2/9/2016	270	9.60	

Run Date: 6/30/2016
 Run Time: 2:55:37PM

Demand Account Activity

Start Date: 7/1/2015 End Date: 6/30/2016

Page: 234
 User: 0

Jnl. Entry	Ref #	Trx. Date	Ledger	Debit Amount	Credit Amount
1126371	1618750	2/9/2016	270	7.52	
1126426	1618803	2/9/2016	270	4.25	
1126430	1618807	2/9/2016	270	4.25	
1126379	1618772	2/9/2016	270	4.00	
1126272	162700201	2/9/2016	270		1,104,419.35
1126276	162700205	2/9/2016	270		10,331,666.67
1126322	DFA EFT REV 2/9/1	2/9/2016	270		4,242.88
1126324	162700205	2/9/2016	270		37,049,304.28
1126776	162700202	2/10/2016	270	20,000,000.00	
1126859	162800201	2/10/2016	270	12,000,000.00	
1126879	162600201	2/10/2016	270	11,000,000.00	
1126744	162700207 AIRS TA	2/10/2016	270	7,690,829.18	
1126852	163000205	2/10/2016	270	7,000,000.00	
1126750	1618846	2/10/2016	270	5,364,976.19	
1126878	162300201	2/10/2016	270	4,000,000.00	
1126819	1618909	2/10/2016	270	3,332,718.75	
1126752	1618848	2/10/2016	270	2,495,384.26	
1126816	1618906	2/10/2016	270	1,601,829.75	
1126823	1618913	2/10/2016	270	1,457,994.50	
1126824	1618914	2/10/2016	270	1,374,902.23	
1126763	1618859	2/10/2016	270	1,337,263.89	
1126882	1618956	2/10/2016	270	1,180,905.00	
1126758	1618854	2/10/2016	270	600,000.00	
1126755	1618851	2/10/2016	270	349,531.99	
1126836	1618933	2/10/2016	270	171,113.00	
1126740	1618845	2/10/2016	270	148,470.00	
1126764	1618860	2/10/2016	270	55,881.30	
1126826	1618915	2/10/2016	270	51,847.06	
1126765	1618861	2/10/2016	270	49,173.08	
1126753	1618849	2/10/2016	270	44,686.51	
1126756	1618852	2/10/2016	270	44,347.73	
1126745	162700208 AIRS TA	2/10/2016	270	38,150.12	
1126838	1618934	2/10/2016	270	35,067.58	
1126820	1618910	2/10/2016	270	33,186.48	
1126757	1618853	2/10/2016	270	26,400.00	
1126827	1618916	2/10/2016	270	25,837.39	
1126766	1618862	2/10/2016	270	19,285.00	
1126841	1618935	2/10/2016	270	16,527.93	
1126754	1618850	2/10/2016	270	13,037.36	
1126817	1618907	2/10/2016	270	12,494.69	
1126813	1618903	2/10/2016	270	11,043.53	
1126821	1618911	2/10/2016	270	10,279.00	
1126828	1618917	2/10/2016	270	7,636.89	
1126801	1618891	2/10/2016	270	7,257.22	
1126792	1618885	2/10/2016	270	6,007.75	
1126751	1618847	2/10/2016	270	4,344.60	
1126818	1618908	2/10/2016	270	1,895.72	
1126886	1618960	2/10/2016	270	1,673.50	
1126747	162700210 AIRS DE	2/10/2016	270	1,515.63	
1126796	1618887	2/10/2016	270	1,340.00	
1126814	1618904	2/10/2016	270	1,000.50	
1126883	1618957	2/10/2016	270	1,000.00	
1126790	1618918	2/10/2016	270	916.51	
1126822	1618912	2/10/2016	270	790.00	
1126885	1618959	2/10/2016	270	687.80	
1126812	1618902	2/10/2016	270	599.25	

Run Date: 6/30/2016
 Run Time: 2:55:37PM

Demand Account Activity

Start Date: 7/1/2015 End Date: 6/30/2016

Page: 235
 User: 0

Jnl. Entry	Ref #	Trx. Date	Ledger	Debit Amount	Credit Amount
1126746	162700209 AIRS D:	2/10/2016	270	577.73	
1126771	1618866	2/10/2016	270	510.00	
1126794	1618886	2/10/2016	270	490.00	
1126799	1618889	2/10/2016	270	461.25	
1126876	1618963	2/10/2016	270	403.20	
1126760	1618856	2/10/2016	270	400.00	
1126761	1618857	2/10/2016	270	400.00	
1126772	1618867	2/10/2016	270	400.00	
1126762	1618858	2/10/2016	270	390.00	
1126815	1618905	2/10/2016	270	367.50	
1126759	1618855	2/10/2016	270	360.00	
1126888	1618961	2/10/2016	270	328.50	
1126798	1618888	2/10/2016	270	250.00	
1126887	1618964	2/10/2016	270	146.00	
1126890	1618962	2/10/2016	270	114.40	
1126846	1618929	2/10/2016	270	92.18	
1126875	1618955	2/10/2016	270	80.00	
1126767	1618863	2/10/2016	270	75.00	
1126800	1618890	2/10/2016	270	60.00	
1126884	1618958	2/10/2016	270	34.88	
1126773	1618868	2/10/2016	270	8.50	
1126734	162700201	2/10/2016	270		2,056,565.00
1126735	162700202	2/10/2016	270		2,495,384.26
1126833	DFA EFT REV 2/10/	2/10/2016	270		17,800.59
1126849	DFA EFT CC 2/10/1	2/10/2016	270		3,498.56
1126779	162700205	2/10/2016	270		77,570,545.74
1127219	1619024	2/11/2016	270	224,143,864.51	
1127169	162700207 AIRS TA	2/11/2016	270	11,051,883.94	
1127150	1618971	2/11/2016	270	2,500,000.00	
1127161	162700202	2/11/2016	270	2,074,000.00	
1127151	1618972	2/11/2016	270	375,294.00	
1127302	1619088	2/11/2016	270	215,929.24	
1127221	1619026	2/11/2016	270	176,994.00	
1127222	1619027	2/11/2016	270	139,114.02	
1127206	1619011	2/11/2016	270	117,977.87	
1127234	1619039	2/11/2016	270	110,688.63	
1127170	162700208 AIRS TA	2/11/2016	270	104,004.76	
1126880	1618970	2/11/2016	270	88,447.00	
1127217	1619022	2/11/2016	270	86,109.82	
1127156	1618975	2/11/2016	270	48,818.72	
1127235	1619040	2/11/2016	270	33,352.50	
1127223	1619028	2/11/2016	270	27,434.30	
1127305	1619090	2/11/2016	270	25,960.45	
1127224	1619029	2/11/2016	270	22,316.28	
1127306	1619092	2/11/2016	270	16,231.00	
1127310	1619095	2/11/2016	270	14,749.94	
1127197	1619002	2/11/2016	270	6,437.50	
1127304	1619089	2/11/2016	270	5,487.96	
1127218	1619023	2/11/2016	270	5,136.76	
1127159	1618977	2/11/2016	270	4,589.83	
1127154	1618974	2/11/2016	270	3,659.20	
1127307	1619091	2/11/2016	270	3,104.00	
1127225	1619030	2/11/2016	270	2,894.35	
1127246	1619047	2/11/2016	270	2,754.45	
1127199	1619004	2/11/2016	270	2,520.00	
1127247	1619048	2/11/2016	270	2,516.08	

Run Date: 6/30/2016
 Run Time: 2:55:37PM

Demand Account Activity

Start Date: 7/1/2015 End Date: 6/30/2016

Page: 236
 User: 0

Jnl. Entry	Ref #	Trx. Date	Ledger	Debit Amount	Credit Amount
1127226	1619031	2/11/2016	270	2,025.77	
1127172	162700210 AIRS D€	2/11/2016	270	1,570.47	
1127157	1618976	2/11/2016	270	1,405.25	
1127227	1619032	2/11/2016	270	1,013.82	
1127201	1619006	2/11/2016	270	955.50	
1127153	1618973	2/11/2016	270	840.00	
1127171	162700209 AIRS D€	2/11/2016	270	659.47	
1127198	1619003	2/11/2016	270	500.00	
1127200	1619005	2/11/2016	270	480.00	
1127228	1619033	2/11/2016	270	477.84	
1127229	1619034	2/11/2016	270	466.57	
1127248	1619049	2/11/2016	270	245.00	
1127202	1619007	2/11/2016	270	200.00	
1127230	1619035	2/11/2016	270	196.91	
1127308	1619093	2/11/2016	270	195.00	
1127187	1618992	2/11/2016	270	115.76	
1127231	1619036	2/11/2016	270	84.19	
1127203	1619008	2/11/2016	270	38.00	
1127204	1619009	2/11/2016	270	38.00	
1127232	1619037	2/11/2016	270	37.90	
1127309	1619094	2/11/2016	270	30.00	
1127205	1619010	2/11/2016	270	24.00	
1127186	1618991	2/11/2016	270	5.36	
1127220	1619025	2/11/2016	270	0.03	
1126889	DFA EFT REV 2/11/	2/11/2016	270		5,313.73
1127265	162700206	2/11/2016	270		121,994,468.06
1127158	162700201	2/11/2016	270		1,900,000.00
1127184	162700205	2/11/2016	270		20,218,533.87
1127291	162800201	2/11/2016	270		34,000,000.00
1127279	162600201	2/11/2016	270		63,000,000.00
1127667	162700203	2/12/2016	270	127,000,000.00	
1127627	162700205	2/12/2016	270	100,000,000.00	
1127668	162700204	2/12/2016	270	45,000,000.00	
1127741	162800201	2/12/2016	270	44,000,000.00	
1127747	Correct Journal Entr	2/12/2016	270	25,000,000.00	
1127749	162700215	2/12/2016	270	20,000,000.00	
1127662	163000204	2/12/2016	270	15,000,000.00	
1127680	162700207 AIRS TA	2/12/2016	270	9,981,594.23	
1127556	1619124	2/12/2016	270	7,196,183.96	
1127655	1619190	2/12/2016	270	5,322,588.58	
1127648	1619183	2/12/2016	270	5,221,726.73	
1127656	1619191	2/12/2016	270	1,800,508.90	
1127689	162700209 AIRS D€	2/12/2016	270	249,232.28	
1127734	1619241	2/12/2016	270	221,762.34	
1127626	1619162	2/12/2016	270	170,027.55	
1127649	1619184	2/12/2016	270	118,198.37	
1127700	1619209	2/12/2016	270	94,299.00	
1127552	1619120	2/12/2016	270	83,051.61	
1127716	1619224	2/12/2016	270	82,023.02	
1127650	1619185	2/12/2016	270	75,990.80	
1127557	1619125	2/12/2016	270	45,665.77	
1127551	1619119	2/12/2016	270	44,806.38	
1127319	1619104	2/12/2016	270	43,683.00	
1127312	1619097	2/12/2016	270	40,547.31	
1127713	1619221	2/12/2016	270	34,892.54	
1127701	1619210	2/12/2016	270	33,151.84	

Run Date: 6/30/2016
 Run Time: 2:55:37PM

Demand Account Activity

Start Date: 7/1/2015 End Date: 6/30/2016

Page: 237
 User: 0

Jnl. Entry	Ref #	Trx. Date	Ledger	Debit Amount	Credit Amount
1127614	1619152	2/12/2016	270	25,877.25	
1127657	1619192	2/12/2016	270	19,806.16	
1127651	1619186	2/12/2016	270	18,695.45	
1127682	162700208 AIRS TA	2/12/2016	270	18,220.01	
1127647	1619182	2/12/2016	270	17,309.91	
1127652	1619187	2/12/2016	270	15,723.00	
1127553	1619121	2/12/2016	270	13,549.44	
1127321	1619106	2/12/2016	270	7,375.00	
1127315	1619100	2/12/2016	270	7,350.00	
1127561	1619128	2/12/2016	270	6,783.55	
1127554	1619122	2/12/2016	270	3,165.41	
1127698	1619208	2/12/2016	270	2,980.63	
1127628	1619163	2/12/2016	270	2,845.75	
1127318	1619103	2/12/2016	270	2,740.00	
1127609	1619147	2/12/2016	270	2,375.00	
1127714	1619222	2/12/2016	270	2,359.50	
1127691	162700210 AIRS DE	2/12/2016	270	2,158.71	
1127613	1619151	2/12/2016	270	2,110.00	
1127703	1619211	2/12/2016	270	1,873.00	
1127316	1619101	2/12/2016	270	1,774.25	
1127313	1619098	2/12/2016	270	1,770.00	
1127704	1619212	2/12/2016	270	1,734.00	
1127694	162700211 AIRS DE	2/12/2016	270	1,511.01	
1127323	1619107	2/12/2016	270	1,283.50	
1127611	1619149	2/12/2016	270	929.25	
1127601	1619139	2/12/2016	270	850.00	
1127320	1619105	2/12/2016	270	810.00	
1127317	1619102	2/12/2016	270	750.00	
1127732	1619239	2/12/2016	270	600.00	
1127325	1619109	2/12/2016	270	502.50	
1127705	1619213	2/12/2016	270	502.00	
1127706	1619214	2/12/2016	270	489.00	
1127733	1619240	2/12/2016	270	480.00	
1127707	1619215	2/12/2016	270	460.35	
1127610	1619148	2/12/2016	270	460.00	
1127708	1619216	2/12/2016	270	445.00	
1127709	1619217	2/12/2016	270	443.00	
1127731	1619238	2/12/2016	270	334.93	
1127710	1619218	2/12/2016	270	210.00	
1127715	1619223	2/12/2016	270	200.00	
1127735	1619242	2/12/2016	270	200.00	
1127600	1619138	2/12/2016	270	150.04	
1127660	1619219	2/12/2016	270	150.00	
1127326	1619110	2/12/2016	270	150.00	
1127314	1619099	2/12/2016	270	135.00	
1127612	1619150	2/12/2016	270	130.00	
1127324	1619108	2/12/2016	270	112.50	
1127653	1619188	2/12/2016	270	85.57	
1127654	1619189	2/12/2016	270	55.16	
1127712	1619220	2/12/2016	270	35.00	
1127555	1619123	2/12/2016	270	18.75	
1127607	1619145	2/12/2016	270	7.60	
1127608	1619146	2/12/2016	270	7.60	
1127606	1619144	2/12/2016	270	4.80	
1127665	162700201	2/12/2016	270		1,172,000.00
1127666	162700202	2/12/2016	270		7,196,183.96

Run Date: 6/30/2016
 Run Time: 2:55:37PM

Demand Account Activity

Page: 238
 User: 0

Start Date: 7/1/2015 End Date: 6/30/2016

Jnl. Entry	Ref #	Trx. Date	Ledger	Debit Amount	Credit Amount
1127695	1614730201	2/12/2016	270		25,000,000.00
1127696	164720201	2/12/2016	270		20,000,000.00
1127697	162700212	2/12/2016	270		308,805,084.86
1127718	DFA EFT REV 2/12/	2/12/2016	270		5,565.48
1127746	Back Out Journal Er	2/12/2016	270		45,000,000.00
1128117	162600201	2/16/2016	270	51,000,000.00	
1127773	162700207 AIRS TA	2/16/2016	270	33,217,848.66	
1127790	1619268	2/16/2016	270	1,283,298.41	
1128129	162300201	2/16/2016	270	1,000,000.00	
1128095	1619335	2/16/2016	270	788,644.47	
1128139	1619363	2/16/2016	270	581,000.00	
1128062	1619300	2/16/2016	270	570,524.52	
1128048	1619286	2/16/2016	270	512,042.54	
1128057	1619295	2/16/2016	270	476,646.51	
1128063	1619301	2/16/2016	270	446,596.13	
1128100	1619336	2/16/2016	270	383,783.06	
1128064	1619302	2/16/2016	270	272,494.45	
1128065	1619303	2/16/2016	270	271,984.08	
1127781	1619259	2/16/2016	270	213,898.84	
1128066	1619304	2/16/2016	270	144,027.81	
1128068	1619305	2/16/2016	270	140,732.82	
1128096	1619357	2/16/2016	270	118,750.89	
1128098	1619334	2/16/2016	270	117,264.28	
1127782	1619260	2/16/2016	270	105,242.81	
1128135	1619359	2/16/2016	270	70,000.00	
1128120	1619332	2/16/2016	270	68,340.46	
1127787	1619265	2/16/2016	270	54,065.14	
1127783	1619261	2/16/2016	270	44,667.65	
1128069	1619306	2/16/2016	270	42,833.23	
1127776	162700208 AIRS TA	2/16/2016	270	41,659.78	
1127778	162700211 AIRS DE	2/16/2016	270	26,907.48	
1127788	1619266	2/16/2016	270	25,749.10	
1128103	1619337	2/16/2016	270	18,452.21	
1128097	1619333	2/16/2016	270	16,826.18	
1127784	1619262	2/16/2016	270	15,163.44	
1127785	1619263	2/16/2016	270	12,135.23	
1128086	1619322	2/16/2016	270	12,116.57	
1128040	1619279	2/16/2016	270	11,926.25	
1128106	1619338	2/16/2016	270	9,934.86	
1128133	1619358	2/16/2016	270	9,779.60	
1128108	1619339	2/16/2016	270	7,484.87	
1128049	1619287	2/16/2016	270	6,722.59	
1128070	1619307	2/16/2016	270	6,577.00	
1128058	1619296	2/16/2016	270	6,207.61	
1128059	1619297	2/16/2016	270	4,997.96	
1128071	1619308	2/16/2016	270	3,525.00	
1128072	1619309	2/16/2016	270	3,286.00	
1127775	1619331	2/16/2016	270	3,212.46	
1128110	1619340	2/16/2016	270	2,807.50	
1128073	1619310	2/16/2016	270	2,738.37	
1128074	1619311	2/16/2016	270	2,555.27	
1128060	1619298	2/16/2016	270	2,512.59	
1127774	1619257	2/16/2016	270	2,500.00	
1128043	1619281	2/16/2016	270	2,370.00	
1128088	1619324	2/16/2016	270	1,959.65	
1128075	1619312	2/16/2016	270	1,709.82	

Run Date: 6/30/2016
 Run Time: 2:55:37PM

Demand Account Activity

Start Date: 7/1/2015 End Date: 6/30/2016

Page: 239
 User: 0

Jnl. Entry	Ref #	Trx. Date	Ledger	Debit Amount	Credit Amount
1128076	1619313	2/16/2016	270	1,672.95	
1128077	1619314	2/16/2016	270	1,211.78	
1128042	1619280	2/16/2016	270	950.00	
1128085	1619321	2/16/2016	270	869.25	
1128134	1619360	2/16/2016	270	590.00	
1128111	1619341	2/16/2016	270	589.55	
1128087	1619323	2/16/2016	270	577.50	
1127793	1619271	2/16/2016	270	500.00	
1128044	1619282	2/16/2016	270	450.00	
1128078	1619315	2/16/2016	270	437.00	
1127789	1619267	2/16/2016	270	425.00	
1128050	1619288	2/16/2016	270	424.83	
1128079	1619316	2/16/2016	270	355.00	
1128137	1619362	2/16/2016	270	340.00	
1127780	1619258	2/16/2016	270	254.67	
1127786	1619264	2/16/2016	270	155.00	
1127777	162700210 AIRS DE	2/16/2016	270	149.03	
1128136	1619361	2/16/2016	270	59.50	
1128080	1619317	2/16/2016	270	17.00	
1128082	1619318	2/16/2016	270	16.88	
1128083	1619319	2/16/2016	270	12.00	
1128061	1619299	2/16/2016	270	11.95	
1128045	1619283	2/16/2016	270	7.60	
1128046	1619284	2/16/2016	270	7.60	
1128047	1619285	2/16/2016	270	4.80	
1128084	1619320	2/16/2016	270	4.00	
1127772	DFA EFT REV 2-16-	2/16/2016	270		17,187.54
1128054	162700201	2/16/2016	270		28,660,388.53
1128126	162700202	2/16/2016	270		39,972,388.89
1128053	162700204	2/16/2016	270		23,895,818.41
1128420	162700207 AIRS TA	2/17/2016	270	121,606,360.89	
1128544	162700204	2/17/2016	270	24,918,750.00	
1128545	162700205	2/17/2016	270	19,982,494.44	
1128409	163000204	2/17/2016	270	7,000,000.00	
1128498	1619448	2/17/2016	270	3,047,426.55	
1128436	1619387	2/17/2016	270	2,780,463.17	
1128152	1619375	2/17/2016	270	1,200,000.00	
1128496	1619446	2/17/2016	270	1,172,171.19	
1128579	1619508	2/17/2016	270	666,157.48	
1128499	1619449	2/17/2016	270	340,539.52	
1128575	1619506	2/17/2016	270	109,462.79	
1128572	1619503	2/17/2016	270	65,918.00	
1128577	1619507	2/17/2016	270	54,835.35	
1128500	1619450	2/17/2016	270	52,330.88	
1128506	1619456	2/17/2016	270	49,160.42	
1128480	1619430	2/17/2016	270	43,672.62	
1128438	1619389	2/17/2016	270	40,739.92	
1128543	1619461	2/17/2016	270	35,197.30	
1128421	162700208 AIRS TA	2/17/2016	270	32,506.23	
1128429	1619380	2/17/2016	270	31,484.58	
1128570	1619501	2/17/2016	270	30,296.00	
1128430	1619381	2/17/2016	270	27,420.59	
1128431	1619382	2/17/2016	270	26,478.09	
1128437	1619388	2/17/2016	270	24,526.65	
1128432	1619383	2/17/2016	270	21,164.65	
1128425	1619376	2/17/2016	270	18,732.71	

Run Date: 6/30/2016
 Run Time: 2:55:37PM

Demand Account Activity

Start Date: 7/1/2015 End Date: 6/30/2016

Page: 240
 User: 0

Jnl. Entry	Ref #	Trx. Date	Ledger	Debit Amount	Credit Amount
1128426	1619377	2/17/2016	270	14,198.48	
1128508	1619458	2/17/2016	270	14,003.52	
1128581	1619509	2/17/2016	270	12,720.00	
1128482	1619432	2/17/2016	270	11,746.50	
1128501	1619451	2/17/2016	270	11,674.61	
1128476	1619426	2/17/2016	270	11,464.78	
1128477	1619427	2/17/2016	270	10,107.20	
1128502	1619452	2/17/2016	270	8,224.52	
1128503	1619453	2/17/2016	270	7,122.37	
1128497	1619447	2/17/2016	270	6,051.91	
1128469	1619459	2/17/2016	270	4,985.10	
1128427	1619378	2/17/2016	270	2,992.63	
1128433	1619384	2/17/2016	270	2,531.34	
1128423	162700211 AIRS DE	2/17/2016	270	2,426.06	
1128573	1619504	2/17/2016	270	2,367.75	
1128484	1619434	2/17/2016	270	2,125.00	
1128434	1619385	2/17/2016	270	2,038.92	
1128435	1619386	2/17/2016	270	1,677.39	
1128507	1619457	2/17/2016	270	1,475.10	
1128486	1619436	2/17/2016	270	1,455.75	
1128475	1619425	2/17/2016	270	942.20	
1128483	1619433	2/17/2016	270	940.00	
1128478	1619428	2/17/2016	270	907.75	
1128520	1619460	2/17/2016	270	897.50	
1128428	1619379	2/17/2016	270	693.29	
1128467	1619419	2/17/2016	270	680.00	
1128481	1619431	2/17/2016	270	618.20	
1128446	1619396	2/17/2016	270	608.14	
1128447	1619397	2/17/2016	270	600.31	
1128422	162700210 AIRS DE	2/17/2016	270	498.06	
1128442	1619393	2/17/2016	270	411.30	
1128485	1619435	2/17/2016	270	410.00	
1128443	1619404	2/17/2016	270	396.95	
1128448	1619398	2/17/2016	270	331.15	
1128449	1619399	2/17/2016	270	328.18	
1128444	1619394	2/17/2016	270	320.00	
1128487	1619437	2/17/2016	270	160.00	
1128470	1619420	2/17/2016	270	131.75	
1128504	1619454	2/17/2016	270	131.25	
1128505	1619455	2/17/2016	270	121.65	
1128479	1619429	2/17/2016	270	110.00	
1128445	1619395	2/17/2016	270	55.98	
1128574	1619505	2/17/2016	270	52.32	
1128471	1619421	2/17/2016	270	30.40	
1128472	1619422	2/17/2016	270	30.40	
1128474	1619424	2/17/2016	270	23.00	
1128451	1619400	2/17/2016	270	20.08	
1128452	1619401	2/17/2016	270	19.56	
1128473	1619423	2/17/2016	270	19.20	
1128453	1619402	2/17/2016	270	18.28	
1128454	1619403	2/17/2016	270	18.00	
1128571	1619502	2/17/2016	270	0.06	
1128157	DFA EFT REV 2-17-	2/17/2016	270		12,879.02
1128411	162700201	2/17/2016	270		1,961,000.00
1128412	162700202	2/17/2016	270		2,780,463.17
1128424	162700203	2/17/2016	270		19,177,614.18

Run Date: 6/30/2016
Run Time: 2:55:37PM

Demand Account Activity

Start Date: 7/1/2015 End Date: 6/30/2016

Page: 241
User: 0

Jnl. Entry	Ref #	Trx. Date	Ledger	Debit Amount	Credit Amount
1128546	162700206	2/17/2016	270		19,982,494.44
1128547	162700212	2/17/2016	270		4,510,524.12
1128548	163990201	2/17/2016	270		24,971,666.67
1128549	163990202	2/17/2016	270		24,918,750.00
1128576	162600201	2/17/2016	270		50,000,000.00
1128556	162800201	2/17/2016	270		35,000,000.00
1130119	1619606	2/18/2016	270	66,027,926.88	
1130037	162700207 AIRS TA	2/18/2016	270	42,086,434.63	
1130180	1619667	2/18/2016	270	11,551,694.36	
1130117	1619604	2/18/2016	270	8,497,553.95	
1130026	163000203	2/18/2016	270	7,000,000.00	
1130023	1619529	2/18/2016	270	4,440,833.93	
1130118	1619605	2/18/2016	270	1,078,508.86	
1130097	1619584	2/18/2016	270	598,176.81	
1130094	1619581	2/18/2016	270	567,153.38	
1128826	1619607	2/18/2016	270	408,887.71	
1128602	1619518	2/18/2016	270	259,210.25	
1130224	1619691	2/18/2016	270	256,858.18	
1130232	1619696	2/18/2016	270	182,569.97	
1128599	1619516	2/18/2016	270	167,008.52	
1128601	1619517	2/18/2016	270	165,681.93	
1130215	1619682	2/18/2016	270	152,000.00	
1130092	1619580	2/18/2016	270	117,113.17	
1130098	1619585	2/18/2016	270	106,558.23	
1130226	1619693	2/18/2016	270	80,105.74	
1130099	1619586	2/18/2016	270	79,990.01	
1130216	1619683	2/18/2016	270	76,741.55	
1130095	1619582	2/18/2016	270	73,967.41	
1130122	1619608	2/18/2016	270	35,945.73	
1130235	1619697	2/18/2016	270	28,405.00	
1130112	1619599	2/18/2016	270	28,253.27	
1128603	1619519	2/18/2016	270	27,995.83	
1130229	1619694	2/18/2016	270	23,707.50	
1130123	1619609	2/18/2016	270	18,896.23	
1130110	1619597	2/18/2016	270	17,278.63	
1130100	1619587	2/18/2016	270	14,625.66	
1130218	1619685	2/18/2016	270	14,553.30	
1130069	1619554	2/18/2016	270	11,826.25	
1130225	1619692	2/18/2016	270	9,150.00	
1130209	1619676	2/18/2016	270	7,937.49	
1130126	1619610	2/18/2016	270	6,483.14	
1130101	1619588	2/18/2016	270	5,772.00	
1130234	1619698	2/18/2016	270	5,768.25	
1130102	1619589	2/18/2016	270	4,259.50	
1130128	1619672	2/18/2016	270	4,155.92	
1130103	1619590	2/18/2016	270	3,078.68	
1130213	1619680	2/18/2016	270	2,540.00	
1130071	1619556	2/18/2016	270	2,455.00	
1130113	1619600	2/18/2016	270	2,291.60	
1130222	1619689	2/18/2016	270	1,387.00	
1130111	1619598	2/18/2016	270	1,379.25	
1130223	1619690	2/18/2016	270	1,123.75	
1130073	1619558	2/18/2016	270	1,098.00	
1130055	1619541	2/18/2016	270	1,050.00	
1130109	1619596	2/18/2016	270	999.00	
1130058	1619544	2/18/2016	270	950.00	

Run Date: 6/30/2016
 Run Time: 2:55:37PM

Demand Account Activity

Start Date: 7/1/2015 End Date: 6/30/2016

Page: 242
 User: 0

Jnl. Entry	Ref #	Trx. Date	Ledger	Debit Amount	Credit Amount
1130070	1619555	2/18/2016	270	950.00	
1130114	1619601	2/18/2016	270	950.00	
1130210	1619677	2/18/2016	270	936.00	
1130053	1619539	2/18/2016	270	675.00	
1130054	1619540	2/18/2016	270	650.00	
1130065	1619550	2/18/2016	270	625.00	
1130062	1619547	2/18/2016	270	600.00	
1130212	1619679	2/18/2016	270	600.00	
1130217	1619684	2/18/2016	270	594.34	
1130104	1619591	2/18/2016	270	575.00	
1130198	1619673	2/18/2016	270	535.20	
1130063	1619548	2/18/2016	270	480.00	
1130072	1619557	2/18/2016	270	470.00	
1130105	1619592	2/18/2016	270	428.00	
1130106	1619593	2/18/2016	270	410.00	
1130066	1619551	2/18/2016	270	400.00	
1130214	1619681	2/18/2016	270	400.00	
1130059	1619545	2/18/2016	270	360.00	
1130220	1619687	2/18/2016	270	325.91	
1130107	1619594	2/18/2016	270	287.00	
1130108	1619595	2/18/2016	270	280.00	
1130096	1619583	2/18/2016	270	272.08	
1130074	1619559	2/18/2016	270	225.00	
1130060	1619546	2/18/2016	270	150.00	
1130064	1619549	2/18/2016	270	150.00	
1130211	1619678	2/18/2016	270	150.00	
1130057	1619543	2/18/2016	270	120.00	
1130056	1619542	2/18/2016	270	80.00	
1130230	1619695	2/18/2016	270	79.20	
1130067	1619552	2/18/2016	270	75.00	
1130068	1619553	2/18/2016	270	75.00	
1130221	1619688	2/18/2016	270	38.46	
1130127	1619611	2/18/2016	270	36.33	
1130208	1619675	2/18/2016	270	21.25	
1130207	1619674	2/18/2016	270	20.00	
1130075	1619560	2/18/2016	270	7.60	
1130076	1619561	2/18/2016	270	7.60	
1130077	1619562	2/18/2016	270	4.80	
1128598	DFA EFT REV 2-18-	2/18/2016	270		190.06
1130084	162700204	2/18/2016	270		18,668,790.60
1130028	162700201	2/18/2016	270		1,205,000.00
1130038	162700202	2/18/2016	270		56,679,860.85
1130202	162800201	2/18/2016	270		18,000,000.00
1130203	162600201	2/18/2016	270		50,000,000.00
1130533	162700205	2/19/2016	270	140,311,787.30	
1130480	162700207 AIRS TA	2/19/2016	270	10,055,911.75	
1130238	163000203	2/19/2016	270	9,000,000.00	
1130590	1619772	2/19/2016	270	5,569,753.67	
1130591	1619773	2/19/2016	270	2,833,848.17	
1130524	1619714	2/19/2016	270	1,700,000.00	
1130534	1619723	2/19/2016	270	1,640,342.80	
1130592	1619774	2/19/2016	270	1,029,193.60	
1130593	1619775	2/19/2016	270	361,800.00	
1130609	1619808	2/19/2016	270	217,184.67	
1130612	1619809	2/19/2016	270	123,946.69	
1130605	1619806	2/19/2016	270	72,056.11	

Run Date: 6/30/2016
 Run Time: 2:55:37PM

Demand Account Activity

Start Date: 7/1/2015 End Date: 6/30/2016

Page: 243
 User: 0

Jnl. Entry	Ref #	Trx. Date	Ledger	Debit Amount	Credit Amount
1130550	1619734	2/19/2016	270	46,537.25	
1130531	1619722	2/19/2016	270	41,062.91	
1130588	1619770	2/19/2016	270	39,199.93	
1130625	1619792	2/19/2016	270	38,904.80	
1130587	1619769	2/19/2016	270	37,150.00	
1130631	1619813	2/19/2016	270	36,394.70	
1130535	1619724	2/19/2016	270	28,397.65	
1130671	1619839	2/19/2016	270	24,129.18	
1130529	1619720	2/19/2016	270	15,410.00	
1130606	1619807	2/19/2016	270	14,914.82	
1130626	1619793	2/19/2016	270	14,467.55	
1130589	1619771	2/19/2016	270	9,533.85	
1130641	1619819	2/19/2016	270	7,428.50	
1130602	1619779	2/19/2016	270	7,296.00	
1130549	1619776	2/19/2016	270	6,896.89	
1130552	1619736	2/19/2016	270	6,585.00	
1130603	1619780	2/19/2016	270	6,390.89	
1130600	1619777	2/19/2016	270	5,715.34	
1130601	1619778	2/19/2016	270	5,366.19	
1130623	1619812	2/19/2016	270	4,336.27	
1130551	1619735	2/19/2016	270	3,710.00	
1130530	1619721	2/19/2016	270	3,000.00	
1130604	1619781	2/19/2016	270	2,393.24	
1130598	1619804	2/19/2016	270	2,302.70	
1130633	1619815	2/19/2016	270	1,753.89	
1130542	1619802	2/19/2016	270	1,606.00	
1130553	1619737	2/19/2016	270	1,260.00	
1130607	1619782	2/19/2016	270	1,198.25	
1130608	1619783	2/19/2016	270	1,191.72	
1130522	162700208 AIRS DE	2/19/2016	270	1,044.15	
1130554	1619738	2/19/2016	270	998.50	
1130599	1619805	2/19/2016	270	937.50	
1130595	1619803	2/19/2016	270	855.50	
1130610	1619784	2/19/2016	270	595.00	
1130611	1619785	2/19/2016	270	533.08	
1130613	1619786	2/19/2016	270	444.00	
1130471	1619713	2/19/2016	270	250.00	
1130528	1619719	2/19/2016	270	235.50	
1130632	1619814	2/19/2016	270	201.57	
1130555	1619739	2/19/2016	270	150.00	
1130614	1619787	2/19/2016	270	126.20	
1130537	1619725	2/19/2016	270	124.04	
1130642	1619820	2/19/2016	270	105.00	
1130622	1619791	2/19/2016	270	75.00	
1130616	1619788	2/19/2016	270	64.00	
1130556	1619740	2/19/2016	270	53.20	
1130557	1619741	2/19/2016	270	53.20	
1130558	1619742	2/19/2016	270	33.60	
1130617	1619789	2/19/2016	270	8.00	
1130621	1619790	2/19/2016	270	4.00	
1130548	DFA EFT REV 2/19/	2/19/2016	270		7,942.81
1130449	162700201	2/19/2016	270		2,141,000.00
1130451	162700202	2/19/2016	270		2,760.51
1130457	162700203	2/19/2016	270		105,000.00
1130458	162700204	2/19/2016	270		1,640,342.80
1130562	162700206	2/19/2016	270		153,886,437.31

Run Date: 6/30/2016
 Run Time: 2:55:37PM

Demand Account Activity

Page: 244
 User: 0

Start Date: 7/1/2015 End Date: 6/30/2016

Jnl. Entry	Ref #	Trx. Date	Ledger	Debit Amount	Credit Amount
1130650	162700210	2/19/2016	270		15,000,000.00
1130698	162700207 AIRS TA	2/22/2016	270	33,590,486.07	
1131101	163000204	2/22/2016	270	14,000,000.00	
1130682	163000203	2/22/2016	270	8,000,000.00	
1131053	1619923	2/22/2016	270	1,706,961.34	
1131110	1619970	2/22/2016	270	750,000.00	
1131034	1619904	2/22/2016	270	439,142.20	
1131035	1619905	2/22/2016	270	187,047.84	
1131055	1619932	2/22/2016	270	150,541.04	
1131036	1619906	2/22/2016	270	140,185.80	
1131051	1619921	2/22/2016	270	135,499.20	
1130998	1619869	2/22/2016	270	132,467.00	
1131040	1619910	2/22/2016	270	126,511.40	
1131048	1619918	2/22/2016	270	125,177.13	
1131025	1619895	2/22/2016	270	104,165.63	
1131058	1619935	2/22/2016	270	95,899.11	
1130996	1619867	2/22/2016	270	83,135.50	
1130700	162700208 AIRS TA	2/22/2016	270	47,014.07	
1130997	1619868	2/22/2016	270	45,724.30	
1131054	1619924	2/22/2016	270	44,013.69	
1131052	1619922	2/22/2016	270	43,025.77	
1130981	1619852	2/22/2016	270	35,000.00	
1131033	1619903	2/22/2016	270	33,797.40	
1130980	1619851	2/22/2016	270	33,749.77	
1130993	1619864	2/22/2016	270	33,406.65	
1131109	1619968	2/22/2016	270	22,548.25	
1130982	1619853	2/22/2016	270	20,000.00	
1130994	1619865	2/22/2016	270	15,968.28	
1130995	1619866	2/22/2016	270	12,859.39	
1130990	1619861	2/22/2016	270	12,654.70	
1131020	1619889	2/22/2016	270	8,992.00	
1130983	1619854	2/22/2016	270	7,479.00	
1131010	1619880	2/22/2016	270	6,091.39	
1131108	1619967	2/22/2016	270	5,000.00	
1131030	1619900	2/22/2016	270	4,614.00	
1131103	Correct Journal Entr	2/22/2016	270	4,335.00	
1130991	1619862	2/22/2016	270	4,046.14	
1131047	1619917	2/22/2016	270	3,747.87	
1130702	162700210 AIRS D€	2/22/2016	270	3,305.74	
1131056	1619933	2/22/2016	270	3,036.75	
1131021	1619890	2/22/2016	270	2,900.00	
1131050	1619920	2/22/2016	270	2,849.27	
1131016	1619885	2/22/2016	270	2,638.50	
1131026	1619896	2/22/2016	270	2,246.70	
1131031	1619901	2/22/2016	270	2,089.21	
1130992	1619863	2/22/2016	270	2,064.18	
1131018	1619887	2/22/2016	270	1,845.00	
1130701	162700209 AIRS D€	2/22/2016	270	1,297.50	
1130979	1619850	2/22/2016	270	1,277.00	
1131039	1619909	2/22/2016	270	1,260.00	
1131032	1619902	2/22/2016	270	1,224.67	
1131085	1619954	2/22/2016	270	1,184.00	
1131057	1619934	2/22/2016	270	1,001.39	
1131027	1619897	2/22/2016	270	952.50	
1131006	1619877	2/22/2016	270	878.33	
1131019	1619888	2/22/2016	270	720.00	

Run Date: 6/30/2016
 Run Time: 2:55:37PM

Demand Account Activity

Start Date: 7/1/2015 End Date: 6/30/2016

Page: 245
 User: 0

Jnl. Entry	Ref #	Trx. Date	Ledger	Debit Amount	Credit Amount
1130988	1619859	2/22/2016	270	635.44	
1131000	1619871	2/22/2016	270	600.00	
1131037	1619907	2/22/2016	270	558.60	
1131028	1619898	2/22/2016	270	525.00	
1131038	1619908	2/22/2016	270	470.22	
1131087	1619956	2/22/2016	270	410.00	
1131017	1619886	2/22/2016	270	360.00	
1131005	1619876	2/22/2016	270	343.02	
1131001	1619872	2/22/2016	270	334.10	
1131002	1619873	2/22/2016	270	330.23	
1131029	1619899	2/22/2016	270	330.00	
1131003	1619874	2/22/2016	270	325.36	
1131004	1619875	2/22/2016	270	323.85	
1131015	1619884	2/22/2016	270	260.00	
1130989	1619860	2/22/2016	270	240.39	
1130977	1619849	2/22/2016	270	150.00	
1131049	1619919	2/22/2016	270	119.76	
1131084	1619953	2/22/2016	270	47.50	
1130984	1619855	2/22/2016	270	43.35	
1130985	1619856	2/22/2016	270	33.17	
1130986	1619857	2/22/2016	270	26.03	
1131086	1619955	2/22/2016	270	21.00	
1131013	1619882	2/22/2016	270	15.20	
1131014	1619883	2/22/2016	270	15.20	
1131012	1619881	2/22/2016	270	9.60	
1130987	1619858	2/22/2016	270	9.20	
1131083	1619952	2/22/2016	270	4.25	
1131011	DFA EFT REV 2/22/	2/22/2016	270		62,059.52
1130978	162700202	2/22/2016	270		32,027,211.02
1130683	162700201	2/22/2016	270		4,185,000.00
1131097	162700203	2/22/2016	270		23,780,900.62
1131504	162700202	2/23/2016	270	101,428,000.00	
1131514	162700207 AIRS TA	2/23/2016	270	73,607,792.13	
1131639	1620121	2/23/2016	270	18,958,737.40	
1131637	1620119	2/23/2016	270	3,663,741.95	
1131595	1620089	2/23/2016	270	1,806,461.75	
1131603	1620090	2/23/2016	270	1,067,682.84	
1131518	162700204	2/23/2016	270	871,578.29	
1131552	1620091	2/23/2016	270	317,515.85	
1131577	1620066	2/23/2016	270	238,805.47	
1131515	162700208 AIRS TA	2/23/2016	270	178,101.73	
1131556	1620046	2/23/2016	270	162,438.18	
1131559	1620050	2/23/2016	270	154,821.45	
1131529	1620023	2/23/2016	270	151,309.22	
1131574	1620064	2/23/2016	270	73,709.00	
1131596	1620120	2/23/2016	270	48,498.12	
1131152	1619996	2/23/2016	270	42,415.75	
1131576	1620065	2/23/2016	270	42,142.50	
1131505	162700203	2/23/2016	270	41,045.86	
1131527	1620020	2/23/2016	270	38,732.96	
1131575	1620067	2/23/2016	270	33,719.81	
1131540	1620033	2/23/2016	270	31,684.33	
1131531	1620024	2/23/2016	270	25,000.00	
1131600	1620087	2/23/2016	270	23,723.16	
1131580	1620070	2/23/2016	270	22,668.24	
1131145	1619989	2/23/2016	270	18,825.89	

Run Date: 6/30/2016
Run Time: 2:55:37PM

Demand Account Activity

Start Date: 7/1/2015 End Date: 6/30/2016

Page: 246
User: 0

Jnl. Entry	Ref #	Trx. Date	Ledger	Debit Amount	Credit Amount
1131601	1620093	2/23/2016	270	18,312.52	
1131141	1619985	2/23/2016	270	18,023.94	
1131541	1620034	2/23/2016	270	17,356.70	
1131143	1619987	2/23/2016	270	16,739.67	
1131140	1619984	2/23/2016	270	13,616.57	
1131147	1619991	2/23/2016	270	13,299.10	
1131532	1620025	2/23/2016	270	13,197.24	
1131144	1619988	2/23/2016	270	12,958.60	
1131538	1620031	2/23/2016	270	11,800.00	
1131634	1620117	2/23/2016	270	11,000.00	
1131554	1620045	2/23/2016	270	7,804.00	
1131533	1620026	2/23/2016	270	7,351.00	
1131146	1619990	2/23/2016	270	6,501.53	
1131534	1620027	2/23/2016	270	6,104.14	
1131602	1620088	2/23/2016	270	4,990.73	
1131517	162700210 AIRS DE	2/23/2016	270	4,547.69	
1131139	1619983	2/23/2016	270	3,742.42	
1131153	1619997	2/23/2016	270	3,557.20	
1131593	1620083	2/23/2016	270	3,242.50	
1131579	1620069	2/23/2016	270	3,214.90	
1131501	1620030	2/23/2016	270	3,208.75	
1131516	162700209 AIRS DE	2/23/2016	270	2,758.65	
1131523	1620022	2/23/2016	270	2,552.54	
1131594	1620084	2/23/2016	270	2,278.27	
1131598	1620085	2/23/2016	270	2,242.17	
1131599	1620086	2/23/2016	270	2,111.88	
1131588	1620078	2/23/2016	270	1,599.63	
1131551	1620043	2/23/2016	270	1,565.00	
1131597	1620092	2/23/2016	270	1,447.89	
1131589	1620079	2/23/2016	270	1,292.35	
1131591	1620081	2/23/2016	270	1,232.71	
1131526	1620019	2/23/2016	270	1,141.60	
1131590	1620080	2/23/2016	270	1,136.90	
1131592	1620082	2/23/2016	270	995.69	
1131578	1620068	2/23/2016	270	787.50	
1131558	1620047	2/23/2016	270	769.00	
1131148	1619992	2/23/2016	270	725.00	
1131553	1620044	2/23/2016	270	640.00	
1131142	1619986	2/23/2016	270	602.69	
1131587	1620077	2/23/2016	270	536.00	
1131653	1620131	2/23/2016	270	500.00	
1131549	1620041	2/23/2016	270	434.25	
1131658	1620135	2/23/2016	270	433.60	
1131151	1619995	2/23/2016	270	400.00	
1131160	1620004	2/23/2016	270	375.00	
1131528	1620021	2/23/2016	270	350.25	
1131657	1620134	2/23/2016	270	322.60	
1131582	1620072	2/23/2016	270	316.52	
1131550	1620042	2/23/2016	270	310.00	
1131524	1620017	2/23/2016	270	294.00	
1131654	1620132	2/23/2016	270	290.00	
1131150	1619994	2/23/2016	270	255.00	
1131525	1620018	2/23/2016	270	250.00	
1131159	1620003	2/23/2016	270	225.00	
1131539	1620032	2/23/2016	270	160.00	
1131522	1620016	2/23/2016	270	150.00	

Run Date: 6/30/2016
 Run Time: 2:55:37PM

Demand Account Activity

Page: 247
 User: 0

Start Date: 7/1/2015 End Date: 6/30/2016

Jnl. Entry	Ref #	Trx. Date	Ledger	Debit Amount	Credit Amount
1131581	1620071	2/23/2016	270	146.00	
1131149	1619993	2/23/2016	270	135.00	
1131656	1620133	2/23/2016	270	116.00	
1131583	1620073	2/23/2016	270	115.00	
1131635	1620118	2/23/2016	270	110.67	
1131584	1620074	2/23/2016	270	100.00	
1131585	1620075	2/23/2016	270	94.03	
1131548	1620040	2/23/2016	270	90.00	
1131586	1620076	2/23/2016	270	25.00	
1131651	1620130	2/23/2016	270	25.00	
1131546	1620038	2/23/2016	270	22.80	
1131547	1620039	2/23/2016	270	22.80	
1131542	1620037	2/23/2016	270	14.40	
1131385	DFA EFT REV 2-23-	2/23/2016	270		19,020.55
1131503	162700201	2/23/2016	270		3,474,000.00
1131521	162700205	2/23/2016	270		63,453,484.43
1131609	162700206	2/23/2016	270		40,514,557.29
1131545	162600201	2/23/2016	270		96,000,000.00
1131983	162700207 AIRS TA	2/24/2016	270	51,362,618.55	
1131957	163000204	2/24/2016	270	14,000,000.00	
1132044	1620221	2/24/2016	270	12,197,424.39	
1132080	162800201	2/24/2016	270	3,000,000.00	
1131964	1620161	2/24/2016	270	2,559,897.44	
1132079	162300201	2/24/2016	270	1,000,000.00	
1132046	1620223	2/24/2016	270	838,909.08	
1132061	1620246	2/24/2016	270	814,496.60	
1131952	1620155	2/24/2016	270	599,095.63	
1132045	1620222	2/24/2016	270	447,693.23	
1132060	1620241	2/24/2016	270	415,467.35	
1132050	1620227	2/24/2016	270	374,343.77	
1131668	1620143	2/24/2016	270	336,764.79	
1132081	1620256	2/24/2016	270	330,329.58	
1132058	1620255	2/24/2016	270	301,000.00	
1131975	1620168	2/24/2016	270	127,047.14	
1131976	1620169	2/24/2016	270	90,969.22	
1131972	1620166	2/24/2016	270	71,516.00	
1132034	1620215	2/24/2016	270	64,529.50	
1132035	1620216	2/24/2016	270	47,576.24	
1132037	1620217	2/24/2016	270	42,168.13	
1131665	1620140	2/24/2016	270	35,665.49	
1131959	1620158	2/24/2016	270	24,913.63	
1131666	1620141	2/24/2016	270	24,290.24	
1132041	1620218	2/24/2016	270	20,103.88	
1132047	1620224	2/24/2016	270	19,460.11	
1132062	1620242	2/24/2016	270	16,500.00	
1132043	1620220	2/24/2016	270	14,761.72	
1131973	1620167	2/24/2016	270	13,647.34	
1132063	1620243	2/24/2016	270	11,971.79	
1131984	162700208 AIRS TA	2/24/2016	270	11,833.87	
1131995	1620180	2/24/2016	270	10,109.75	
1131663	1620138	2/24/2016	270	8,206.75	
1131965	1620162	2/24/2016	270	7,093.54	
1132068	1620248	2/24/2016	270	4,650.00	
1131977	1620170	2/24/2016	270	3,698.17	
1131966	1620163	2/24/2016	270	3,489.68	
1132031	1620212	2/24/2016	270	3,425.32	

Run Date: 6/30/2016
 Run Time: 2:55:37PM

Demand Account Activity

Page: 248
 User: 0

Start Date: 7/1/2015 End Date: 6/30/2016

Jnl. Entry	Ref #	Trx. Date	Ledger	Debit Amount	Credit Amount
1132032	1620213	2/24/2016	270	2,499.00	
1132023	1620204	2/24/2016	270	2,469.30	
1132033	1620214	2/24/2016	270	2,212.21	
1131993	1620178	2/24/2016	270	2,120.00	
1131968	1620164	2/24/2016	270	1,923.04	
1132025	1620206	2/24/2016	270	1,836.91	
1131970	1620165	2/24/2016	270	1,211.00	
1132064	1620244	2/24/2016	270	1,159.63	
1131948	1620245	2/24/2016	270	958.58	
1132049	1620226	2/24/2016	270	891.50	
1132024	1620205	2/24/2016	270	855.00	
1131994	1620179	2/24/2016	270	810.00	
1131958	1620157	2/24/2016	270	637.00	
1131991	1620176	2/24/2016	270	600.50	
1131961	1620159	2/24/2016	270	600.00	
1132026	1620207	2/24/2016	270	579.00	
1131664	1620139	2/24/2016	270	573.84	
1131986	162700210 AIRS DE	2/24/2016	270	496.68	
1131992	1620177	2/24/2016	270	400.00	
1131633	1620137	2/24/2016	270	300.00	
1131670	1620145	2/24/2016	270	225.00	
1131990	1620175	2/24/2016	270	140.00	
1131667	1620142	2/24/2016	270	99.89	
1131985	162700209 AIRS DE	2/24/2016	270	95.86	
1131962	1620160	2/24/2016	270	91.83	
1131669	1620144	2/24/2016	270	75.00	
1131988	1620173	2/24/2016	270	45.60	
1131989	1620174	2/24/2016	270	45.60	
1131978	1620172	2/24/2016	270	28.80	
1132027	1620208	2/24/2016	270	16.00	
1132029	1620210	2/24/2016	270	12.00	
1132030	1620211	2/24/2016	270	12.00	
1132028	1620209	2/24/2016	270	10.00	
1132048	1620225	2/24/2016	270	4.83	
1131956	1620156	2/24/2016	270	4.25	
1132042	1620219	2/24/2016	270	1.00	
1131679	DFA EFT REV 2-24-	2/24/2016	270		3,505.82
1131963	162700201	2/24/2016	270		12,001,000.00
1131967	162700202	2/24/2016	270		2,559,897.44
1131987	162700203	2/24/2016	270		41,671,500.57
1132003	162700203	2/24/2016	270		33,712,056.36
1132425	Back Out Journal Er	2/25/2016	270	158,519,192.16	
1132401	1620325	2/25/2016	270	59,443,227.74	
1132109	162700207 AIRS TA	2/25/2016	270	34,101,290.09	
1132468	162800201	2/25/2016	270	27,000,000.00	
1132101	163000203	2/25/2016	270	22,000,000.00	
1132469	162700204	2/25/2016	270	8,000,000.00	
1132467	162300201	2/25/2016	270	4,000,000.00	
1132426	162700203	2/25/2016	270	1,952,313.26	
1132399	1620323	2/25/2016	270	1,114,712.12	
1132397	1620321	2/25/2016	270	532,588.00	
1132376	1620300	2/25/2016	270	249,513.69	
1132325	1620270	2/25/2016	270	131,621.00	
1132110	162700208 AIRS TA	2/25/2016	270	126,089.28	
1132411	1620334	2/25/2016	270	114,201.00	
1132350	1620276	2/25/2016	270	88,108.88	

Run Date: 6/30/2016
 Run Time: 2:55:37PM

Demand Account Activity

Start Date: 7/1/2015 End Date: 6/30/2016

Page: 249
 User: 0

Jnl. Entry	Ref #	Trx. Date	Ledger	Debit Amount	Credit Amount
1132392	1620316	2/25/2016	270	76,629.32	
1132407	1620326	2/25/2016	270	64,823.99	
1132351	1620277	2/25/2016	270	42,277.96	
1132352	1620278	2/25/2016	270	39,677.08	
1132374	1620298	2/25/2016	270	37,245.25	
1132453	1620366	2/25/2016	270	22,714.00	
1132400	1620324	2/25/2016	270	18,073.22	
1132396	1620320	2/25/2016	270	15,674.80	
1132424	162700202	2/25/2016	270	12,138.89	
1132415	1620336	2/25/2016	270	11,688.60	
1132375	1620299	2/25/2016	270	11,035.00	
1132447	1620360	2/25/2016	270	10,980.86	
1132445	1620358	2/25/2016	270	10,241.91	
1132088	1620265	2/25/2016	270	6,901.95	
1132432	1620351	2/25/2016	270	6,165.90	
1132443	1620357	2/25/2016	270	5,923.31	
1132454	1620367	2/25/2016	270	5,391.46	
1132370	1620294	2/25/2016	270	4,505.00	
1132446	1620359	2/25/2016	270	3,933.35	
1132441	1620356	2/25/2016	270	3,801.60	
1132450	1620363	2/25/2016	270	3,181.25	
1132373	1620297	2/25/2016	270	2,990.00	
1132393	1620317	2/25/2016	270	2,659.45	
1132413	1620335	2/25/2016	270	2,562.12	
1132371	1620295	2/25/2016	270	2,229.00	
1132449	1620362	2/25/2016	270	2,215.08	
1132111	162700209 AIRS DE	2/25/2016	270	2,184.65	
1132349	1620275	2/25/2016	270	1,926.06	
1132369	1620293	2/25/2016	270	850.00	
1132395	1620319	2/25/2016	270	795.55	
1132348	1620274	2/25/2016	270	750.00	
1132436	1620353	2/25/2016	270	685.55	
1132347	1620273	2/25/2016	270	560.00	
1132437	1620354	2/25/2016	270	505.08	
1132394	1620318	2/25/2016	270	372.50	
1132345	1620271	2/25/2016	270	360.00	
1132440	1620355	2/25/2016	270	338.34	
1132457	1620371	2/25/2016	270	322.00	
1132434	1620352	2/25/2016	270	231.62	
1132372	1620296	2/25/2016	270	220.00	
1132428	1620349	2/25/2016	270	200.00	
1132094	1620268	2/25/2016	270	139.50	
1132346	1620272	2/25/2016	270	77.50	
1132448	1620361	2/25/2016	270	70.96	
1132354	1620279	2/25/2016	270	67.97	
1132452	1620365	2/25/2016	270	65.00	
1132366	1620290	2/25/2016	270	53.20	
1132367	1620291	2/25/2016	270	53.20	
1132431	1620350	2/25/2016	270	50.00	
1132398	1620322	2/25/2016	270	42.29	
1132368	1620292	2/25/2016	270	33.60	
1132451	1620364	2/25/2016	270	10.00	
1132112	162700210 AIRS DE	2/25/2016	270	3.00	
1132356	DFA EFT REV 2/25/	2/25/2016	270		24,190.21
1132344	162700201	2/25/2016	270		158,519,192.16
1132430	Correct Journal Entr	2/25/2016	270		158,519,192.16

Run Date: 6/30/2016
 Run Time: 2:55:37PM

Demand Account Activity

Page: 250
 User: 0

Start Date: 7/1/2015 End Date: 6/30/2016

Jnl. Entry	Ref #	Trx. Date	Ledger	Debit Amount	Credit Amount
1132910	162600201	2/26/2016	270	56,000,000.00	
1132754	162700207 AIRS TA	2/26/2016	270	34,730,217.34	
1132805	162800201	2/26/2016	270	30,000,000.00	
1132794	162700203	2/26/2016	270	21,495,584.44	
1132744	163000204	2/26/2016	270	13,000,000.00	
1132874	1620499	2/26/2016	270	7,500,000.00	
1132828	1620449	2/26/2016	270	1,958,690.82	
1132829	1620450	2/26/2016	270	1,633,693.73	
1132820	1620441	2/26/2016	270	1,308,011.66	
1132913	162300201	2/26/2016	270	1,000,000.00	
1132827	1620448	2/26/2016	270	600,000.00	
1132824	1620445	2/26/2016	270	182,808.63	
1132876	1620456	2/26/2016	270	154,856.00	
1132780	1620408	2/26/2016	270	129,377.51	
1132821	1620442	2/26/2016	270	126,448.10	
1132822	1620443	2/26/2016	270	112,564.86	
1132783	1620411	2/26/2016	270	109,933.64	
1132746	162700202	2/26/2016	270	105,000.00	
1132875	1620455	2/26/2016	270	60,143.03	
1132861	1620470	2/26/2016	270	57,269.81	
1132765	1620495	2/26/2016	270	47,809.71	
1132815	1620435	2/26/2016	270	46,535.61	
1132900	1620511	2/26/2016	270	35,000.00	
1132755	162700208 AIRS TA	2/26/2016	270	24,843.52	
1132877	1620457	2/26/2016	270	22,468.52	
1132867	1620452	2/26/2016	270	15,445.95	
1132894	1620510	2/26/2016	270	14,926.50	
1132813	1620433	2/26/2016	270	14,490.25	
1132866	1620451	2/26/2016	270	10,097.93	
1132757	162700210 AIRS DE	2/26/2016	270	9,591.98	
1132862	1620471	2/26/2016	270	9,328.00	
1132891	1620508	2/26/2016	270	8,500.00	
1132823	1620444	2/26/2016	270	8,021.28	
1132859	1620468	2/26/2016	270	6,473.00	
1132781	1620409	2/26/2016	270	4,255.00	
1132860	1620469	2/26/2016	270	4,125.00	
1132779	1620407	2/26/2016	270	3,150.00	
1132785	1620413	2/26/2016	270	2,922.50	
1132810	1620430	2/26/2016	270	2,640.00	
1132873	1620454	2/26/2016	270	2,211.40	
1132435	1620378	2/26/2016	270	1,725.00	
1132782	1620410	2/26/2016	270	1,690.00	
1132871	1620498	2/26/2016	270	1,435.00	
1132878	1620458	2/26/2016	270	1,196.50	
1132812	1620432	2/26/2016	270	1,190.00	
1132857	1620466	2/26/2016	270	869.90	
1132858	1620467	2/26/2016	270	832.50	
1132870	1620453	2/26/2016	270	745.00	
1132807	1620428	2/26/2016	270	675.00	
1132855	1620464	2/26/2016	270	578.83	
1132856	1620465	2/26/2016	270	531.00	
1132811	1620431	2/26/2016	270	510.00	
1132852	1620461	2/26/2016	270	450.00	
1132756	162700209 AIRS DE	2/26/2016	270	330.55	
1132778	1620406	2/26/2016	270	300.00	
1132853	1620462	2/26/2016	270	284.85	

Run Date: 6/30/2016
 Run Time: 2:55:37PM

Demand Account Activity

Start Date: 7/1/2015 End Date: 6/30/2016

Page: 251
 User: 0

Jnl. Entry	Ref #	Trx. Date	Ledger	Debit Amount	Credit Amount
1132854	1620463	2/26/2016	270	225.00	
1132880	1620459	2/26/2016	270	210.00	
1132868	1620497	2/26/2016	270	200.00	
1132802	1620424	2/26/2016	270	150.00	
1132881	1620460	2/26/2016	270	130.00	
1132809	1620429	2/26/2016	270	85.00	
1132801	1620423	2/26/2016	270	75.00	
1132803	1620425	2/26/2016	270	30.40	
1132804	1620426	2/26/2016	270	30.40	
1132784	1620412	2/26/2016	270	21.86	
1132806	1620427	2/26/2016	270	19.20	
1132865	1620496	2/26/2016	270	14.83	
1132763	EFT REV 02/26/16	2/26/2016	270		46,654.76
1132745	162700201	2/26/2016	270		38,277,000.00
1132808	162700204	2/26/2016	270		132,055,228.77
1133512	162700112	2/29/2016	270	95,000,000.00	
1133466	162700208	2/29/2016	270	78,396,854.89	
1133478	162700204EFT AIR!	2/29/2016	270	19,649,596.00	
1133464	162700203	2/29/2016	270	15,000,000.00	
1133410	162700202	2/29/2016	270	5,265,429.00	
1133509	1620626	2/29/2016	270	2,543,930.68	
1133516	1620627	2/29/2016	270	538,386.50	
1133476	1620604	2/29/2016	270	457,097.33	
1133490	1620618	2/29/2016	270	247,371.34	
1133453	1620588	2/29/2016	270	211,546.50	
1133452	1620587	2/29/2016	270	147,420.00	
1133468	1620601	2/29/2016	270	131,932.33	
1133471	1620602	2/29/2016	270	108,871.52	
1133508	1620625	2/29/2016	270	64,215.09	
1133499	1620620	2/29/2016	270	50,359.95	
1133474	1620603	2/29/2016	270	49,595.52	
1133407	1620550	2/29/2016	270	44,043.15	
1133400	1620545	2/29/2016	270	30,245.00	
1133402	1620546	2/29/2016	270	27,082.46	
1133511	1620630	2/29/2016	270	24,820.76	
1133496	1620629	2/29/2016	270	20,923.72	
1133457	1620593	2/29/2016	270	17,353.06	
1133408	1620551	2/29/2016	270	10,444.30	
1133450	1620585	2/29/2016	270	10,119.25	
1133456	1620592	2/29/2016	270	10,079.32	
1133409	1620552	2/29/2016	270	8,082.83	
1133495	1620619	2/29/2016	270	6,452.10	
1133481	162700205CCAIRS	2/29/2016	270	6,061.78	
1133465	1620600	2/29/2016	270	5,396.00	
1133484	162700207IRPCC A	2/29/2016	270	4,033.74	
1133435	1620577	2/29/2016	270	3,742.30	
1133520	1620638	2/29/2016	270	3,671.90	
1133406	1620549	2/29/2016	270	2,996.38	
1132886	1620522	2/29/2016	270	2,630.40	
1133448	1620583	2/29/2016	270	2,135.00	
1133458	1620594	2/29/2016	270	1,937.10	
1133416	1620560	2/29/2016	270	1,680.00	
1133419	1620562	2/29/2016	270	1,575.00	
1133463	1620599	2/29/2016	270	1,549.00	
1133503	1620622	2/29/2016	270	1,497.00	
1133415	1620559	2/29/2016	270	1,450.00	

Run Date: 6/30/2016
 Run Time: 2:55:37PM

Demand Account Activity

Start Date: 7/1/2015 End Date: 6/30/2016

Page: 252
 User: 0

Jnl. Entry	Ref #	Trx. Date	Ledger	Debit Amount	Credit Amount
1132906	1620523	2/29/2016	270	1,020.00	
1133422	1620564	2/29/2016	270	975.00	
1133459	1620595	2/29/2016	270	850.00	
1133451	1620586	2/29/2016	270	830.00	
1133405	1620548	2/29/2016	270	737.75	
1133517	1620628	2/29/2016	270	644.72	
1133444	1620581	2/29/2016	270	629.50	
1133522	1620637	2/29/2016	270	624.63	
1133521	1620636	2/29/2016	270	624.49	
1133420	1620563	2/29/2016	270	600.00	
1133504	1620623	2/29/2016	270	567.00	
1133518	1620635	2/29/2016	270	559.04	
1133461	1620597	2/29/2016	270	528.00	
1133404	1620547	2/29/2016	270	450.00	
1132920	1620530	2/29/2016	270	412.10	
1133449	1620584	2/29/2016	270	400.00	
1132915	1620525	2/29/2016	270	377.30	
1133477	1620605	2/29/2016	270	336.00	
1132912	1620524	2/29/2016	270	237.69	
1133462	1620598	2/29/2016	270	171.00	
1133482	162700206IFTA CC	2/29/2016	270	167.68	
1133506	1620624	2/29/2016	270	133.24	
1133417	1620561	2/29/2016	270	125.00	
1133501	1620621	2/29/2016	270	97.75	
1133447	1620582	2/29/2016	270	60.00	
1133440	1620578	2/29/2016	270	30.40	
1133442	1620579	2/29/2016	270	30.40	
1133460	1620596	2/29/2016	270	24.00	
1132916	1620526	2/29/2016	270	21.59	
1132917	1620527	2/29/2016	270	20.41	
1132918	1620528	2/29/2016	270	20.17	
1133443	1620580	2/29/2016	270	19.20	
1132919	1620529	2/29/2016	270	18.19	
1133438	EFT REV 02-29-16 {	2/29/2016	270		29,823.00
1132914	162700201	2/29/2016	270		5,939,000.00
1133533	162700213	2/29/2016	270		213,002,717.09
1133587	162700302	3/1/2016	270	15,012,716.46	
1133606	162700302	3/1/2016	270	15,012,716.46	
1133902	163000304	3/1/2016	270	10,000,000.00	
1133923	1620755	3/1/2016	270	8,501,287.18	
1133910	1620764	3/1/2016	270	2,832,000.00	
1133844	1620697	3/1/2016	270	1,331,534.64	
1133836	1620690	3/1/2016	270	1,100,000.00	
1133829	1620684	3/1/2016	270	965,193.97	
1133905	1620756	3/1/2016	270	718,350.57	
1133860	1620712	3/1/2016	270	602,600.81	
1133867	1620720	3/1/2016	270	488,737.69	
1133565	1620639	3/1/2016	270	445,221.73	
1133861	1620713	3/1/2016	270	370,472.32	
1133922	1620754	3/1/2016	270	314,872.45	
1133862	1620715	3/1/2016	270	286,157.32	
1133833	1620688	3/1/2016	270	230,205.71	
1133571	1620645	3/1/2016	270	214,723.67	
1133919	1620753	3/1/2016	270	203,513.00	
1133863	1620716	3/1/2016	270	143,775.62	
1133569	1620643	3/1/2016	270	121,500.00	

Run Date: 6/30/2016
 Run Time: 2:55:37PM

Demand Account Activity

Start Date: 7/1/2015 End Date: 6/30/2016

Page: 253
 User: 0

Jnl. Entry	Ref #	Trx. Date	Ledger	Debit Amount	Credit Amount
1133856	1620708	3/1/2016	270	44,094.54	
1133830	1620685	3/1/2016	270	43,338.50	
1133918	1620761	3/1/2016	270	30,276.95	
1133907	1620757	3/1/2016	270	28,455.42	
1133832	1620687	3/1/2016	270	21,337.13	
1133846	1620699	3/1/2016	270	10,107.17	
1133827	1620683	3/1/2016	270	9,775.00	
1133916	1620752	3/1/2016	270	6,527.66	
1133868	1620721	3/1/2016	270	6,207.61	
1133845	1620698	3/1/2016	270	5,372.87	
1133864	1620717	3/1/2016	270	4,122.89	
1133859	1620711	3/1/2016	270	3,827.14	
1133917	1620759	3/1/2016	270	3,721.00	
1133570	1620644	3/1/2016	270	3,332.00	
1133857	1620709	3/1/2016	270	2,876.40	
1133865	1620718	3/1/2016	270	2,487.41	
1133834	1620689	3/1/2016	270	2,459.50	
1133567	1620641	3/1/2016	270	2,368.11	
1133826	1620682	3/1/2016	270	2,151.75	
1133855	1620707	3/1/2016	270	1,987.50	
1133851	1620704	3/1/2016	270	1,911.00	
1133896	1620762	3/1/2016	270	1,793.75	
1133853	1620705	3/1/2016	270	1,173.25	
1133854	1620706	3/1/2016	270	1,143.25	
1133858	1620710	3/1/2016	270	735.50	
1133831	1620686	3/1/2016	270	682.62	
1133866	1620719	3/1/2016	270	643.51	
1133913	1620760	3/1/2016	270	316.14	
1133568	1620642	3/1/2016	270	296.01	
1133566	1620640	3/1/2016	270	203.70	
1133825	1620681	3/1/2016	270	200.00	
1133838	1620714	3/1/2016	270	165.33	
1133915	1620758	3/1/2016	270	4.25	
1133581	162700301	3/1/2016	270		2,176,000.00
1133837	Back Out Journal Er	3/1/2016	270		15,012,716.46
1133877	162700303	3/1/2016	270		40,225,062.46
1133904	162800301	3/1/2016	270		1,000,000.00
1133962	162700307 AIRS TA	3/2/2016	270	13,752,580.74	
1133944	162700303	3/2/2016	270	12,762,121.00	
1134221	162700304	3/2/2016	270	10,700,000.00	
1133940	163000303	3/2/2016	270	7,000,000.00	
1134227	1620787	3/2/2016	270	4,236,579.01	
1134284	1620843	3/2/2016	270	1,552,733.40	
1134222	162700305	3/2/2016	270	1,200,000.00	
1134291	1620847	3/2/2016	270	1,108,605.78	
1133950	1620780	3/2/2016	270	708,922.28	
1134321	1620874	3/2/2016	270	662,061.45	
1133949	1620779	3/2/2016	270	361,060.39	
1134298	1620854	3/2/2016	270	284,841.21	
1133935	1620844	3/2/2016	270	240,141.45	
1134297	1620853	3/2/2016	270	210,406.77	
1134289	1620845	3/2/2016	270	87,179.00	
1133963	162700308 AIRS TA	3/2/2016	270	79,267.25	
1133952	1620781	3/2/2016	270	43,800.00	
1134309	1620865	3/2/2016	270	36,523.23	
1133965	162700309 AIRS DE	3/2/2016	270	35,560.70	

Run Date: 6/30/2016
 Run Time: 2:55:37PM

Demand Account Activity

Page: 254
 User: 0

Start Date: 7/1/2015 End Date: 6/30/2016

Jnl. Entry	Ref #	Trx. Date	Ledger	Debit Amount	Credit Amount
1134290	1620846	3/2/2016	270	24,619.88	
1134305	1620861	3/2/2016	270	23,352.76	
1134272	1620832	3/2/2016	270	12,713.00	
1134300	1620856	3/2/2016	270	12,420.00	
1134246	1620806	3/2/2016	270	10,908.50	
1134304	1620860	3/2/2016	270	9,882.59	
1134139	162700310 AIRS DE	3/2/2016	270	9,542.29	
1133931	1620771	3/2/2016	270	9,496.97	
1134230	1620789	3/2/2016	270	8,183.75	
1134303	1620859	3/2/2016	270	4,303.11	
1134310	1620866	3/2/2016	270	3,249.00	
1134281	1620840	3/2/2016	270	2,831.00	
1134282	1620841	3/2/2016	270	2,486.00	
1134292	1620848	3/2/2016	270	2,438.45	
1134275	1620834	3/2/2016	270	2,400.55	
1134244	1620804	3/2/2016	270	2,370.00	
1134232	1620791	3/2/2016	270	2,275.00	
1134302	1620858	3/2/2016	270	2,140.23	
1134273	1620833	3/2/2016	270	2,128.50	
1133953	1620782	3/2/2016	270	2,027.96	
1134283	1620842	3/2/2016	270	1,971.13	
1134320	1620873	3/2/2016	270	1,860.00	
1134271	1620831	3/2/2016	270	1,815.00	
1133948	1620778	3/2/2016	270	1,682.81	
1134301	1620857	3/2/2016	270	1,119.17	
1134280	1620839	3/2/2016	270	1,060.32	
1134307	1620863	3/2/2016	270	980.25	
1134242	1620802	3/2/2016	270	951.75	
1134245	1620805	3/2/2016	270	860.00	
1134229	1620788	3/2/2016	270	650.00	
1134234	1620793	3/2/2016	270	623.00	
1134276	1620835	3/2/2016	270	537.50	
1134270	1620830	3/2/2016	270	494.28	
1134243	1620803	3/2/2016	270	450.00	
1134277	1620836	3/2/2016	270	445.16	
1134278	1620837	3/2/2016	270	445.00	
1134231	1620790	3/2/2016	270	440.00	
1134318	1620872	3/2/2016	270	330.00	
1134279	1620838	3/2/2016	270	315.00	
1133920	1620765	3/2/2016	270	150.00	
1133926	1620767	3/2/2016	270	150.00	
1134233	1620792	3/2/2016	270	140.00	
1134241	1620801	3/2/2016	270	115.00	
1133927	1620768	3/2/2016	270	75.00	
1133925	1620766	3/2/2016	270	50.00	
1134308	1620864	3/2/2016	270	31.16	
1134236	1620794	3/2/2016	270	15.20	
1134235	1620795	3/2/2016	270	15.20	
1134238	1620797	3/2/2016	270	15.20	
1134239	1620798	3/2/2016	270	15.20	
1134237	1620796	3/2/2016	270	9.60	
1134240	1620799	3/2/2016	270	9.60	
1133946	1620777	3/2/2016	270	8.50	
1133942	162700301	3/2/2016	270		708,922.28
1133943	162700302	3/2/2016	270		1,412,000.00
1134225	162600301	3/2/2016	270		15,000,000.00

Run Date: 6/30/2016
 Run Time: 2:55:37PM

Demand Account Activity

Page: 255
 User: 0

Start Date: 7/1/2015 End Date: 6/30/2016

Jnl. Entry	Ref #	Trx. Date	Ledger	Debit Amount	Credit Amount
1133964	DFA EFT REV 3/2/1	3/2/2016	270		10,539.70
1134228	162700306	3/2/2016	270		16,373,977.41
1134317	162800301	3/2/2016	270		22,000,000.00
1135461	1620954	3/3/2016	270	57,431,920.30	
1134348	162700307 AIRS TA	3/3/2016	270	8,522,323.83	
1135523	162700311	3/3/2016	270	2,500,000.00	
1135517	1621002	3/3/2016	270	2,156,270.95	
1134335	163000303	3/3/2016	270	2,000,000.00	
1135462	1620955	3/3/2016	270	1,962,490.46	
1135527	163000306	3/3/2016	270	1,000,000.00	
1135484	1620983	3/3/2016	270	820,000.00	
1135412	1620911	3/3/2016	270	811,618.74	
1135487	1620985	3/3/2016	270	599,631.28	
1135414	1620912	3/3/2016	270	381,668.71	
1135297	1620895	3/3/2016	270	334,356.76	
1135520	1621005	3/3/2016	270	250,000.00	
1135489	1620986	3/3/2016	270	199,441.80	
1135298	1620896	3/3/2016	270	182,316.27	
1135302	1620900	3/3/2016	270	169,925.44	
1135460	1620953	3/3/2016	270	124,801.04	
1134349	162700308 AIRS TA	3/3/2016	270	105,180.40	
1135500	1620981	3/3/2016	270	81,719.03	
1135303	1620901	3/3/2016	270	68,696.16	
1135311	1620909	3/3/2016	270	64,670.20	
1135514	1620999	3/3/2016	270	55,961.93	
1135486	1620984	3/3/2016	270	54,560.66	
1135515	1621000	3/3/2016	270	45,086.03	
1135521	1621006	3/3/2016	270	43,813.54	
1135490	1620987	3/3/2016	270	43,221.99	
1135457	1620950	3/3/2016	270	43,209.87	
1135494	1620978	3/3/2016	270	39,221.61	
1135442	1620935	3/3/2016	270	34,730.85	
1135435	1620930	3/3/2016	270	31,817.25	
1135312	1620910	3/3/2016	270	19,558.60	
1135533	1621014	3/3/2016	270	19,139.57	
1135306	1620904	3/3/2016	270	18,435.36	
1135307	1620905	3/3/2016	270	17,334.98	
1135308	1620906	3/3/2016	270	16,101.68	
1135477	1620970	3/3/2016	270	15,447.00	
1135299	1620897	3/3/2016	270	15,305.28	
1135300	1620898	3/3/2016	270	15,000.00	
1135493	1620988	3/3/2016	270	13,238.00	
1135443	1620936	3/3/2016	270	13,026.13	
1135309	1620907	3/3/2016	270	12,300.54	
1135518	1621003	3/3/2016	270	12,000.00	
1135476	1620969	3/3/2016	270	11,098.36	
1135416	1620913	3/3/2016	270	10,882.50	
1135497	1620989	3/3/2016	270	7,675.92	
1135496	1620979	3/3/2016	270	7,381.88	
1135498	1620980	3/3/2016	270	6,317.00	
1135458	1620951	3/3/2016	270	6,281.65	
1134352	162700310 AIRS DE	3/3/2016	270	6,244.04	
1135310	1620908	3/3/2016	270	5,933.73	
1135433	1620928	3/3/2016	270	5,755.00	
1135301	1620899	3/3/2016	270	5,649.33	
1135459	1620952	3/3/2016	270	5,003.22	

Run Date: 6/30/2016
 Run Time: 2:55:37PM

Demand Account Activity

Start Date: 7/1/2015 End Date: 6/30/2016

Page: 256
 User: 0

Jnl. Entry	Ref #	Trx. Date	Ledger	Debit Amount	Credit Amount
1135304	1620902	3/3/2016	270	3,522.89	
1135519	1621004	3/3/2016	270	3,245.00	
1135293	1620892	3/3/2016	270	3,010.00	
1135420	1620917	3/3/2016	270	2,935.00	
1135434	1620929	3/3/2016	270	2,510.00	
1135430	1620926	3/3/2016	270	2,143.00	
1135491	1620977	3/3/2016	270	2,093.60	
1135475	1620968	3/3/2016	270	2,038.80	
1135474	1620967	3/3/2016	270	1,917.50	
1135511	1620996	3/3/2016	270	1,863.54	
1135305	1620903	3/3/2016	270	1,455.36	
1134350	162700309 AIRS DE	3/3/2016	270	1,153.09	
1135446	1620982	3/3/2016	270	1,125.62	
1135432	1620927	3/3/2016	270	1,100.00	
1135513	1620998	3/3/2016	270	1,052.00	
1135473	1620966	3/3/2016	270	1,000.60	
1135531	1621012	3/3/2016	270	944.85	
1134330	1620881	3/3/2016	270	900.00	
1135516	1621001	3/3/2016	270	851.50	
1135445	1620971	3/3/2016	270	552.00	
1135481	1620972	3/3/2016	270	527.46	
1135482	1620973	3/3/2016	270	523.05	
1135483	1620974	3/3/2016	270	445.00	
1135485	1620975	3/3/2016	270	400.00	
1135488	1620976	3/3/2016	270	388.00	
1135429	1620925	3/3/2016	270	255.00	
1134314	1620875	3/3/2016	270	200.00	
1135512	1620997	3/3/2016	270	170.00	
1135532	1621013	3/3/2016	270	155.20	
1135296	1620894	3/3/2016	270	147.25	
1135507	1620995	3/3/2016	270	109.20	
1135295	1620893	3/3/2016	270	50.00	
1135415	1620922	3/3/2016	270	22.80	
1135427	1620923	3/3/2016	270	22.80	
1135428	1620924	3/3/2016	270	14.40	
1135495	162700303	3/3/2016	270		29,076,572.98
1135440	162700302	3/3/2016	270		32,576,333.33
1134337	162700301	3/3/2016	270		16,618,601.00
1135510	162700310	3/3/2016	270		2,500,000.00
1135825	162700303	3/4/2016	270	135,000,000.00	
1135561	163000303	3/4/2016	270	13,000,000.00	
1135837	162700307 AIRS TA	3/4/2016	270	4,895,012.69	
1135902	1621115	3/4/2016	270	2,623,945.59	
1135823	162700302	3/4/2016	270	2,100,000.00	
1135956	1621158	3/4/2016	270	1,594,048.77	
1135908	1621121	3/4/2016	270	1,297,582.50	
1135826	162700305	3/4/2016	270	1,259,739.55	
1135819	1621053	3/4/2016	270	414,100.00	
1135904	1621117	3/4/2016	270	308,472.41	
1135892	1621106	3/4/2016	270	280,545.15	
1135893	1621107	3/4/2016	270	162,275.56	
1135820	1621054	3/4/2016	270	160,972.93	
1135889	1621103	3/4/2016	270	152,434.62	
1135890	1621104	3/4/2016	270	91,962.65	
1135873	1621087	3/4/2016	270	70,562.21	
1135906	1621119	3/4/2016	270	46,183.60	

Run Date: 6/30/2016
Run Time: 2:55:37PM

Demand Account Activity

Start Date: 7/1/2015 End Date: 6/30/2016

Page: 257
User: 0

Jnl. Entry	Ref #	Trx. Date	Ledger	Debit Amount	Credit Amount
1135907	1621120	3/4/2016	270	36,995.18	
1135903	1621116	3/4/2016	270	31,424.90	
1135955	1621157	3/4/2016	270	30,000.00	
1135891	1621105	3/4/2016	270	27,594.84	
1135915	1621128	3/4/2016	270	26,919.50	
1135814	1621048	3/4/2016	270	24,657.08	
1135874	1621088	3/4/2016	270	20,266.08	
1135846	1621064	3/4/2016	270	13,852.25	
1135839	162700308 AIRS TA	3/4/2016	270	13,368.54	
1135909	1621122	3/4/2016	270	12,951.41	
1135914	1621127	3/4/2016	270	11,668.76	
1135847	162700310 AIRS DE	3/4/2016	270	10,359.84	
1135815	1621049	3/4/2016	270	10,118.08	
1135900	1621113	3/4/2016	270	9,449.10	
1135941	1621148	3/4/2016	270	8,426.39	
1135901	1621114	3/4/2016	270	8,272.21	
1135541	1621024	3/4/2016	270	7,360.00	
1135813	1621047	3/4/2016	270	6,539.47	
1135886	1621100	3/4/2016	270	6,359.00	
1135887	1621101	3/4/2016	270	5,462.38	
1135888	1621102	3/4/2016	270	5,134.83	
1135894	1621108	3/4/2016	270	3,880.04	
1135818	1621052	3/4/2016	270	3,193.45	
1135885	1621099	3/4/2016	270	3,022.58	
1135841	1621060	3/4/2016	270	2,675.00	
1135945	1621151	3/4/2016	270	2,564.00	
1135943	1621149	3/4/2016	270	2,425.00	
1135871	1621085	3/4/2016	270	2,073.60	
1135843	1621062	3/4/2016	270	1,613.50	
1135848	1621065	3/4/2016	270	1,110.00	
1135537	1621020	3/4/2016	270	1,050.00	
1135883	1621097	3/4/2016	270	1,016.75	
1135540	1621023	3/4/2016	270	700.00	
1135817	1621051	3/4/2016	270	665.74	
1135842	1621061	3/4/2016	270	520.00	
1135524	1621019	3/4/2016	270	480.00	
1135884	1621098	3/4/2016	270	439.08	
1135816	1621050	3/4/2016	270	420.00	
1135539	1621022	3/4/2016	270	360.00	
1135872	1621086	3/4/2016	270	345.00	
1135542	1621025	3/4/2016	270	200.00	
1135948	1621153	3/4/2016	270	200.00	
1135845	1621063	3/4/2016	270	190.00	
1135844	162700309 AIRS DE	3/4/2016	270	164.41	
1135543	1621026	3/4/2016	270	160.00	
1135876	1621090	3/4/2016	270	110.00	
1135905	1621118	3/4/2016	270	100.00	
1135953	1621156	3/4/2016	270	75.00	
1135812	1621046	3/4/2016	270	72.00	
1135944	1621150	3/4/2016	270	67.84	
1135877	1621091	3/4/2016	270	64.00	
1135952	1621155	3/4/2016	270	42.00	
1135947	1621152	3/4/2016	270	33.92	
1135950	1621154	3/4/2016	270	30.52	
1135878	1621092	3/4/2016	270	16.00	
1135879	1621093	3/4/2016	270	12.00	

Run Date: 6/30/2016
 Run Time: 2:55:37PM

Demand Account Activity

Start Date: 7/1/2015 End Date: 6/30/2016

Page: 258
 User: 0

Jnl. Entry	Ref #	Trx. Date	Ledger	Debit Amount	Credit Amount
1135538	1621021	3/4/2016	270	10.90	
1135880	1621094	3/4/2016	270	8.00	
1135830	1621057	3/4/2016	270	7.60	
1135838	1621058	3/4/2016	270	7.60	
1135840	1621059	3/4/2016	270	4.80	
1135875	1621089	3/4/2016	270	4.00	
1135881	1621095	3/4/2016	270	4.00	
1135882	1621096	3/4/2016	270	4.00	
1135562	162700301	3/4/2016	270		1,927,000.00
1135809	DFA EFT REV3/4/16	3/4/2016	270		216,601.27
1135930	162600301	3/4/2016	270		3,000,000.00
1135851	162700306	3/4/2016	270		158,386,159.83
1136225	163000305	3/7/2016	270	33,000,000.00	
1136358	162800301	3/7/2016	270	21,000,000.00	
1135974	163000303	3/7/2016	270	13,000,000.00	
1136178	162700307 AIRS TA	3/7/2016	270	9,185,261.68	
1136349	162300301	3/7/2016	270	7,000,000.00	
1136282	1621216	3/7/2016	270	2,302,267.94	
1136344	1621273	3/7/2016	270	2,184,000.00	
1136234	1621178	3/7/2016	270	500,000.00	
1136271	1621248	3/7/2016	270	466,192.21	
1135976	162700302	3/7/2016	270	456,425.00	
1136280	1621215	3/7/2016	270	311,205.68	
1136272	1621249	3/7/2016	270	275,579.28	
1136279	1621214	3/7/2016	270	240,575.01	
1136300	1621221	3/7/2016	270	118,379.50	
1136240	1621183	3/7/2016	270	116,850.00	
1136289	1621217	3/7/2016	270	106,845.45	
1136185	162700308 AIRS TA	3/7/2016	270	67,998.92	
1136239	1621182	3/7/2016	270	64,314.20	
1136274	1621251	3/7/2016	270	59,946.79	
1136265	1621242	3/7/2016	270	43,264.56	
1136244	1621187	3/7/2016	270	37,661.27	
1136295	1621219	3/7/2016	270	25,762.86	
1136313	1621243	3/7/2016	270	18,592.55	
1136346	1621274	3/7/2016	270	18,507.50	
1136273	1621250	3/7/2016	270	18,479.53	
1136314	1621244	3/7/2016	270	14,664.22	
1136241	1621185	3/7/2016	270	14,205.22	
1136301	1621222	3/7/2016	270	8,044.74	
1136259	1621203	3/7/2016	270	7,744.50	
1136291	1621218	3/7/2016	270	6,309.57	
1136269	1621247	3/7/2016	270	5,665.28	
1136315	1621245	3/7/2016	270	4,754.39	
1136296	1621265	3/7/2016	270	4,683.59	
1136257	1621201	3/7/2016	270	2,550.00	
1136266	1621246	3/7/2016	270	2,157.80	
1136348	1621275	3/7/2016	270	2,112.39	
1136275	1621252	3/7/2016	270	2,086.93	
1136294	1621262	3/7/2016	270	1,781.50	
1136288	1621258	3/7/2016	270	1,607.30	
1136297	1621220	3/7/2016	270	1,428.98	
1136292	1621260	3/7/2016	270	1,297.75	
1136242	1621184	3/7/2016	270	1,101.06	
1136264	1621199	3/7/2016	270	1,071.75	
1136235	1621179	3/7/2016	270	960.00	

Run Date: 6/30/2016
 Run Time: 2:55:37PM

Demand Account Activity

Page: 259
 User: 0

Start Date: 7/1/2015 End Date: 6/30/2016

Jnl. Entry	Ref #	Trx. Date	Ledger	Debit Amount	Credit Amount
1136189	162700309 AIRS D€	3/7/2016	270	836.63	
1136290	1621259	3/7/2016	270	704.00	
1136261	1621204	3/7/2016	270	620.00	
1136221	162700310 AIRS D€	3/7/2016	270	532.12	
1136276	1621253	3/7/2016	270	520.20	
1136253	1621202	3/7/2016	270	480.00	
1136243	1621186	3/7/2016	270	420.00	
1136285	1621255	3/7/2016	270	414.77	
1136286	1621256	3/7/2016	270	354.19	
1136238	1621181	3/7/2016	270	337.63	
1136277	1621254	3/7/2016	270	229.75	
1136293	1621261	3/7/2016	270	222.50	
1136287	1621257	3/7/2016	270	100.00	
1136237	1621180	3/7/2016	270	100.00	
1136250	1621200	3/7/2016	270	100.00	
1136260	1621196	3/7/2016	270	7.60	
1136262	1621197	3/7/2016	270	7.60	
1136263	1621198	3/7/2016	270	4.80	
1136236	DFA EFT REV 3/7/1	3/7/2016	270		14,571.79
1135975	162700301	3/7/2016	270		1,421,013.00
1136228	162700303	3/7/2016	270		63,986,391.67
1136283	162700304	3/7/2016	270		25,078,595.44
1136373	162700301	3/8/2016	270	10,000,000.00	
1136574	162700307 AIRS TA	3/8/2016	270	9,130,524.41	
1136646	1621326	3/8/2016	270	3,161,813.81	
1136728	1621401	3/8/2016	270	2,772,040.73	
1136652	1621328	3/8/2016	270	1,098,152.33	
1136700	1621375	3/8/2016	270	433,254.82	
1136705	1621379	3/8/2016	270	247,228.16	
1136708	1621382	3/8/2016	270	236,683.34	
1136671	1621321	3/8/2016	270	218,646.20	
1136676	1621323	3/8/2016	270	205,101.46	
1136640	1621311	3/8/2016	270	167,065.90	
1136704	1621378	3/8/2016	270	91,255.00	
1136710	1621384	3/8/2016	270	86,814.33	
1136668	1621338	3/8/2016	270	58,700.75	
1136725	1621399	3/8/2016	270	58,434.96	
1136726	1621400	3/8/2016	270	50,557.56	
1136745	1621420	3/8/2016	270	50,000.00	
1136613	162700308 AIRS D€	3/8/2016	270	44,153.51	
1136649	1621333	3/8/2016	270	41,182.71	
1136660	1621332	3/8/2016	270	39,656.34	
1136673	1621322	3/8/2016	270	28,173.80	
1136712	1621386	3/8/2016	270	26,471.18	
1136724	1621398	3/8/2016	270	24,213.12	
1136657	1621331	3/8/2016	270	20,912.96	
1136677	1621344	3/8/2016	270	17,657.54	
1136651	1621327	3/8/2016	270	17,084.50	
1136654	1621329	3/8/2016	270	16,302.50	
1136694	1621419	3/8/2016	270	10,536.51	
1136669	1621339	3/8/2016	270	10,437.34	
1136732	1621403	3/8/2016	270	8,681.56	
1136662	1621334	3/8/2016	270	8,300.00	
1136743	1621418	3/8/2016	270	7,619.10	
1136688	1621373	3/8/2016	270	7,121.88	
1136645	1621314	3/8/2016	270	6,556.50	

Run Date: 6/30/2016
 Run Time: 2:55:37PM

Demand Account Activity

Start Date: 7/1/2015 End Date: 6/30/2016

Page: 260
 User: 0

Jnl. Entry	Ref #	Trx. Date	Ledger	Debit Amount	Credit Amount
1136670	1621340	3/8/2016	270	6,526.00	
1136711	1621385	3/8/2016	270	6,495.20	
1136744	1621414	3/8/2016	270	5,970.70	
1136707	1621381	3/8/2016	270	5,857.16	
1136731	1621402	3/8/2016	270	5,334.35	
1136630	1621324	3/8/2016	270	4,210.16	
1136642	1621325	3/8/2016	270	3,642.41	
1136709	1621383	3/8/2016	270	3,160.53	
1136675	1621343	3/8/2016	270	2,937.96	
1136721	1621395	3/8/2016	270	2,823.05	
1136742	1621413	3/8/2016	270	2,822.50	
1136715	1621389	3/8/2016	270	2,810.83	
1136643	1621312	3/8/2016	270	2,370.00	
1136706	1621380	3/8/2016	270	2,283.84	
1136702	1621376	3/8/2016	270	2,244.71	
1136659	1621336	3/8/2016	270	2,237.75	
1136656	1621335	3/8/2016	270	2,189.50	
1136666	1621337	3/8/2016	270	1,885.60	
1136674	1621342	3/8/2016	270	1,865.09	
1136749	1621415	3/8/2016	270	1,697.25	
1136672	1621341	3/8/2016	270	1,211.00	
1136655	1621316	3/8/2016	270	969.25	
1136722	1621396	3/8/2016	270	640.09	
1136723	1621397	3/8/2016	270	550.00	
1136653	1621315	3/8/2016	270	540.00	
1136733	1621404	3/8/2016	270	531.00	
1136650	1621330	3/8/2016	270	525.00	
1136714	1621388	3/8/2016	270	504.00	
1136713	1621387	3/8/2016	270	470.00	
1136644	1621313	3/8/2016	270	450.00	
1136750	1621416	3/8/2016	270	324.00	
1136716	1621390	3/8/2016	270	297.74	
1136614	162700309 AIRS DE	3/8/2016	270	198.12	
1136703	1621377	3/8/2016	270	172.22	
1136720	1621394	3/8/2016	270	120.00	
1136658	1621317	3/8/2016	270	100.00	
1136699	1621374	3/8/2016	270	74.09	
1136717	1621391	3/8/2016	270	45.36	
1136734	1621405	3/8/2016	270	42.67	
1136661	1621318	3/8/2016	270	38.00	
1136663	1621319	3/8/2016	270	38.00	
1136665	1621320	3/8/2016	270	24.00	
1136719	1621393	3/8/2016	270	16.00	
1136718	1621392	3/8/2016	270	12.00	
1136695	1621417	3/8/2016	270	4.25	
1136626	DFA EFT REV 3/8/1	3/8/2016	270		6,640.68
1136616	162700302	3/8/2016	270		23,295,581.13
1136747	162700303	3/8/2016	270		5,000,000.00
1137026	162700302	3/9/2016	270	77,425,000.00	
1137024	163000303	3/9/2016	270	11,000,000.00	
1137043	162700307 AIRS DE	3/9/2016	270	7,917,098.52	
1137142	1621532	3/9/2016	270	5,576,544.19	
1137052	1621446	3/9/2016	270	2,807,505.52	
1137053	1621447	3/9/2016	270	2,500,000.00	
1137141	1621531	3/9/2016	270	1,350,728.11	
1137058	1621451	3/9/2016	270	1,101,709.77	

Run Date: 6/30/2016
 Run Time: 2:55:37PM

Demand Account Activity

Start Date: 7/1/2015 End Date: 6/30/2016

Page: 261
 User: 0

Jnl. Entry	Ref #	Trx. Date	Ledger	Debit Amount	Credit Amount
1137060	1621453	3/9/2016	270	600,000.00	
1137144	1621534	3/9/2016	270	286,010.72	
1137139	1621529	3/9/2016	270	195,441.00	
1137054	1621448	3/9/2016	270	191,826.21	
1137050	1621444	3/9/2016	270	144,173.00	
1137146	1621535	3/9/2016	270	115,132.20	
1137051	1621445	3/9/2016	270	114,914.00	
1137056	1621533	3/9/2016	270	58,515.10	
1137131	1621521	3/9/2016	270	56,382.93	
1137129	1621519	3/9/2016	270	48,044.29	
1137130	1621520	3/9/2016	270	43,514.34	
1137085	1621474	3/9/2016	270	39,444.95	
1137137	1621527	3/9/2016	270	23,000.18	
1137092	1621481	3/9/2016	270	18,084.05	
1137086	1621475	3/9/2016	270	17,153.98	
1137064	1621457	3/9/2016	270	12,727.40	
1137156	1621543	3/9/2016	270	11,550.31	
1137061	1621454	3/9/2016	270	8,298.83	
1137063	1621456	3/9/2016	270	7,630.00	
1137074	1621463	3/9/2016	270	7,375.50	
1137140	1621530	3/9/2016	270	7,107.02	
1137087	1621476	3/9/2016	270	6,934.40	
1137138	1621528	3/9/2016	270	6,691.56	
1137046	162700310	3/9/2016	270	6,494.30	
1137155	1621542	3/9/2016	270	4,864.91	
1137084	1621473	3/9/2016	270	3,974.00	
1137083	1621472	3/9/2016	270	3,419.89	
1137078	1621467	3/9/2016	270	2,520.00	
1137088	1621477	3/9/2016	270	2,191.35	
1137034	1621441	3/9/2016	270	1,580.00	
1137093	1621482	3/9/2016	270	1,450.60	
1137154	1621541	3/9/2016	270	1,361.91	
1137148	1621536	3/9/2016	270	1,320.20	
1137076	1621465	3/9/2016	270	1,287.50	
1137055	1621449	3/9/2016	270	840.00	
1137045	162700309 AIRS DE	3/9/2016	270	776.05	
1137075	1621464	3/9/2016	270	580.00	
1137079	1621468	3/9/2016	270	480.00	
1137157	1621544	3/9/2016	270	461.85	
1137089	1621478	3/9/2016	270	404.80	
1137153	1621540	3/9/2016	270	298.19	
1137135	1621525	3/9/2016	270	270.00	
1137094	1621483	3/9/2016	270	220.00	
1137091	1621480	3/9/2016	270	208.00	
1137077	1621466	3/9/2016	270	160.00	
1137044	162700308 AIRS TA	3/9/2016	270	136.65	
1137133	1621523	3/9/2016	270	92.40	
1137049	1621443	3/9/2016	270	80.00	
1137062	1621455	3/9/2016	270	75.00	
1137048	1621442	3/9/2016	270	63.75	
1137057	1621450	3/9/2016	270	61.50	
1137152	1621539	3/9/2016	270	39.24	
1137059	1621452	3/9/2016	270	34.55	
1137080	1621469	3/9/2016	270	22.80	
1137081	1621470	3/9/2016	270	22.80	
1137132	1621522	3/9/2016	270	20.00	

Run Date: 6/30/2016
 Run Time: 2:55:37PM

Demand Account Activity

Start Date: 7/1/2015 End Date: 6/30/2016

Page: 262
 User: 0

Jnl. Entry	Ref #	Trx. Date	Ledger	Debit Amount	Credit Amount
1137134	1621524	3/9/2016	270	16.00	
1137090	1621479	3/9/2016	270	16.00	
1137082	1621471	3/9/2016	270	14.40	
1137136	1621526	3/9/2016	270	12.00	
1137025	162700301	3/9/2016	270		77,325,000.00
1137027	162700303	3/9/2016	270		1,101,709.77
1137028	162700304	3/9/2016	270		5,985,255.86
1137038	DFA EFT REV 3/9/1	3/9/2016	270		6,155.66
1137070	162700305	3/9/2016	270		23,332,225.38
1137162	162700306	3/9/2016	270		4,000,000.00
1137557	1621631	3/10/2016	270	190,029,998.75	
1137184	163000303	3/10/2016	270	12,000,000.00	
1137196	162700307 AIRS TA	3/10/2016	270	5,572,721.61	
1137632	1621659	3/10/2016	270	2,357,956.39	
1137586	1621657	3/10/2016	270	1,896,171.67	
1137485	1621571	3/10/2016	270	875,000.00	
1137486	1621572	3/10/2016	270	655,000.00	
1137477	162700303	3/10/2016	270	552,237.01	
1137591	1621663	3/10/2016	270	188,026.20	
1137487	1621573	3/10/2016	270	185,500.00	
1137197	162700308 AIRS TA	3/10/2016	270	134,281.61	
1137500	1621585	3/10/2016	270	125,169.88	
1137488	1621574	3/10/2016	270	99,000.00	
1137590	1621662	3/10/2016	270	90,282.85	
1137489	1621575	3/10/2016	270	85,000.00	
1137499	1621584	3/10/2016	270	79,949.34	
1137658	1621730	3/10/2016	270	70,901.87	
1137560	1621635	3/10/2016	270	61,448.00	
1137567	1621633	3/10/2016	270	50,567.94	
1137501	1621586	3/10/2016	270	45,366.56	
1137592	1621664	3/10/2016	270	42,080.51	
1137505	1621590	3/10/2016	270	36,324.85	
1137650	1621723	3/10/2016	270	32,240.00	
1137559	1621634	3/10/2016	270	32,184.46	
1137563	1621632	3/10/2016	270	31,179.91	
1137588	1621660	3/10/2016	270	23,622.50	
1137569	1621642	3/10/2016	270	22,644.25	
1137589	1621661	3/10/2016	270	19,209.68	
1137490	1621576	3/10/2016	270	16,100.00	
1137491	1621577	3/10/2016	270	16,000.00	
1137654	1621727	3/10/2016	270	14,267.06	
1137555	1621629	3/10/2016	270	12,920.40	
1137587	1621658	3/10/2016	270	12,720.00	
1137492	1621578	3/10/2016	270	12,300.00	
1137556	1621630	3/10/2016	270	12,012.75	
1137562	1621637	3/10/2016	270	10,279.00	
1137493	1621579	3/10/2016	270	9,700.00	
1137582	1621654	3/10/2016	270	9,400.00	
1137600	1621672	3/10/2016	270	8,780.08	
1137660	1621732	3/10/2016	270	7,937.49	
1137564	1621638	3/10/2016	270	7,893.84	
1137566	1621640	3/10/2016	270	4,840.00	
1137652	1621725	3/10/2016	270	4,337.00	
1137578	1621650	3/10/2016	270	3,920.00	
1137513	1621599	3/10/2016	270	3,690.00	
1137597	1621669	3/10/2016	270	3,577.20	

Run Date: 6/30/2016
 Run Time: 2:55:37PM

Demand Account Activity

Start Date: 7/1/2015 End Date: 6/30/2016

Page: 263
 User: 0

Jnl. Entry	Ref #	Trx. Date	Ledger	Debit Amount	Credit Amount
1137495	1621580	3/10/2016	270	3,500.00	
1137596	1621668	3/10/2016	270	3,232.20	
1137509	1621595	3/10/2016	270	3,000.00	
1137595	1621667	3/10/2016	270	2,877.65	
1137199	162700310 AIRS DE	3/10/2016	270	2,823.89	
1137496	1621581	3/10/2016	270	2,800.00	
1137594	1621666	3/10/2016	270	2,157.00	
1137601	1621673	3/10/2016	270	2,118.25	
1137599	1621671	3/10/2016	270	2,099.75	
1137583	1621655	3/10/2016	270	2,001.49	
1137502	1621587	3/10/2016	270	2,000.00	
1137593	1621665	3/10/2016	270	1,920.72	
1137572	1621644	3/10/2016	270	1,902.75	
1137571	1621643	3/10/2016	270	1,830.00	
1137511	1621597	3/10/2016	270	1,760.00	
1137577	1621649	3/10/2016	270	1,644.25	
1137565	1621639	3/10/2016	270	1,549.06	
1137497	1621582	3/10/2016	270	1,500.00	
1137581	1621653	3/10/2016	270	1,274.11	
1137561	1621636	3/10/2016	270	1,224.50	
1137198	162700309 AIRS DE	3/10/2016	270	1,145.88	
1137568	1621641	3/10/2016	270	920.00	
1137510	1621596	3/10/2016	270	750.00	
1137514	1621593	3/10/2016	270	600.00	
1137506	1621591	3/10/2016	270	520.00	
1137657	1621729	3/10/2016	270	500.00	
1137507	1621592	3/10/2016	270	480.00	
1137598	1621670	3/10/2016	270	411.83	
1137653	1621726	3/10/2016	270	350.00	
1137602	1621674	3/10/2016	270	335.00	
1137573	1621645	3/10/2016	270	330.00	
1137498	1621583	3/10/2016	270	200.00	
1137508	1621594	3/10/2016	270	200.00	
1137512	1621598	3/10/2016	270	200.00	
1137651	1621724	3/10/2016	270	193.03	
1137655	1621728	3/10/2016	270	138.05	
1137504	1621589	3/10/2016	270	100.00	
1137579	1621651	3/10/2016	270	100.00	
1137585	1621656	3/10/2016	270	100.00	
1137575	1621647	3/10/2016	270	83.60	
1137473	1621646	3/10/2016	270	83.60	
1137659	1621731	3/10/2016	270	75.84	
1137576	1621648	3/10/2016	270	52.80	
1137580	1621652	3/10/2016	270	30.00	
1137503	1621588	3/10/2016	270	1.00	
1137478	8006356 EFT REV C	3/10/2016	270		12,922.75
1137522	8006357 CC EFT RI	3/10/2016	270		205.18
1137185	162700301	3/10/2016	270		1,220,000.00
1137200	162700302	3/10/2016	270		119,324,650.53
1137606	162700304	3/10/2016	270		59,648,850.81
1137642	162700306	3/10/2016	270		36,000,000.00
1138105	162600301	3/11/2016	270	81,000,000.00	
1137991	162700303	3/11/2016	270	71,264,881.94	
1137992	162700303	3/11/2016	270	20,000,000.00	
1137670	163000303	3/11/2016	270	16,000,000.00	
1138085	162300301	3/11/2016	270	16,000,000.00	

Run Date: 6/30/2016
 Run Time: 2:55:37PM

Demand Account Activity

Page: 264
 User: 0

Start Date: 7/1/2015 End Date: 6/30/2016

Jnl. Entry	Ref #	Trx. Date	Ledger	Debit Amount	Credit Amount
1137681	162700307 AIRS TA	3/11/2016	270	14,468,128.86	
1137673	163000304	3/11/2016	270	13,000,000.00	
1138020	1621766	3/11/2016	270	11,847,497.22	
1138048	1621793	3/11/2016	270	10,204,445.64	
1138026	1621771	3/11/2016	270	4,595,288.61	
1138023	1621769	3/11/2016	270	1,490,188.05	
1138107	1621822	3/11/2016	270	220,956.56	
1138025	1621770	3/11/2016	270	186,619.01	
1138124	1621855	3/11/2016	270	174,000.00	
1138116	1621849	3/11/2016	270	164,196.02	
1138021	1621767	3/11/2016	270	101,476.70	
1138041	1621786	3/11/2016	270	81,700.00	
1138109	1621824	3/11/2016	270	66,919.83	
1138060	1621831	3/11/2016	270	54,677.82	
1138022	1621768	3/11/2016	270	50,848.78	
1138062	1621827	3/11/2016	270	30,664.21	
1138128	1621859	3/11/2016	270	26,211.44	
1138059	1621830	3/11/2016	270	25,036.22	
1138018	1621765	3/11/2016	270	24,788.39	
1138129	1621860	3/11/2016	270	18,000.00	
1138033	1621778	3/11/2016	270	14,672.69	
1138051	1621796	3/11/2016	270	12,365.22	
1138042	1621787	3/11/2016	270	12,000.00	
1137682	162700308 AIRS TA	3/11/2016	270	10,391.29	
1138043	1621788	3/11/2016	270	10,000.00	
1138117	1621850	3/11/2016	270	9,508.74	
1138118	1621851	3/11/2016	270	9,074.66	
1138031	1621776	3/11/2016	270	8,812.25	
1138047	1621792	3/11/2016	270	7,665.37	
1138044	1621789	3/11/2016	270	4,000.00	
1138103	1621819	3/11/2016	270	3,012.50	
1138122	1621853	3/11/2016	270	2,728.00	
1138106	1621821	3/11/2016	270	2,411.31	
1138108	1621823	3/11/2016	270	2,156.46	
1138067	1621829	3/11/2016	270	1,930.25	
1138029	1621774	3/11/2016	270	1,890.00	
1138045	1621790	3/11/2016	270	1,600.00	
1138046	1621791	3/11/2016	270	1,500.00	
1137684	162700310 AIRS DS	3/11/2016	270	1,389.26	
1138061	1621826	3/11/2016	270	1,297.75	
1138050	1621795	3/11/2016	270	1,009.15	
1138049	1621794	3/11/2016	270	750.00	
1138032	1621777	3/11/2016	270	710.00	
1138039	1621784	3/11/2016	270	677.00	
1138027	1621772	3/11/2016	270	660.25	
1138119	1621852	3/11/2016	270	462.32	
1138030	1621775	3/11/2016	270	360.00	
1138063	1621832	3/11/2016	270	321.00	
1138052	1621825	3/11/2016	270	286.02	
1138114	1621847	3/11/2016	270	255.54	
1138038	1621783	3/11/2016	270	214.28	
1137683	16270309 AIRS DSI	3/11/2016	270	191.05	
1138028	1621773	3/11/2016	270	145.00	
1138065	1621833	3/11/2016	270	145.00	
1138104	1621820	3/11/2016	270	129.71	
1138034	1621779	3/11/2016	270	116.54	

Run Date: 6/30/2016
 Run Time: 2:55:37PM

Demand Account Activity

Start Date: 7/1/2015 End Date: 6/30/2016

Page: 265
 User: 0

Jnl. Entry	Ref #	Trx. Date	Ledger	Debit Amount	Credit Amount
1138035	1621780	3/11/2016	270	109.74	
1138125	1621856	3/11/2016	270	100.00	
1138064	1621828	3/11/2016	270	97.50	
1138036	1621781	3/11/2016	270	92.29	
1138123	1621854	3/11/2016	270	46.76	
1138037	1621782	3/11/2016	270	46.22	
1138115	1621848	3/11/2016	270	38.54	
1138040	1621785	3/11/2016	270	17.12	
1137671	162700301	3/11/2016	270		10,204,445.64
1137672	162700302	3/11/2016	270		732,000.00
1137989	DFA EFT REV 3/11/	3/11/2016	270		7,119.99
1138019	EFT CC REV 3/11/1	3/11/2016	270		205.54
1138076	162700305	3/11/2016	270		249,842,625.58
1138405	162700302	3/14/2016	270	40,000,000.00	
1138521	162600301	3/14/2016	270	40,000,000.00	
1138390	162700307 AIRS TA	3/14/2016	270	20,610,697.07	
1138403	163000304	3/14/2016	270	8,000,000.00	
1138467	1621936	3/14/2016	270	1,944,527.24	
1138391	162700308 AIRS DE	3/14/2016	270	1,522,091.25	
1138478	1621946	3/14/2016	270	427,978.10	
1138473	1621942	3/14/2016	270	263,956.92	
1138466	1621935	3/14/2016	270	231,435.12	
1138476	1621945	3/14/2016	270	222,688.59	
1138410	1621886	3/14/2016	270	121,192.68	
1138475	1621944	3/14/2016	270	86,091.99	
1138407	1621884	3/14/2016	270	75,956.44	
1138408	1621885	3/14/2016	270	52,697.44	
1138471	1621940	3/14/2016	270	47,138.11	
1138402	1621883	3/14/2016	270	44,679.06	
1138474	1621943	3/14/2016	270	37,375.27	
1138415	1621889	3/14/2016	270	31,131.85	
1138482	1621950	3/14/2016	270	28,711.80	
1138426	1621937	3/14/2016	270	26,046.79	
1138413	1621895	3/14/2016	270	14,930.85	
1138441	1621913	3/14/2016	270	12,877.73	
1138409	1621893	3/14/2016	270	12,814.60	
1138480	1621948	3/14/2016	270	11,420.66	
1138481	1621949	3/14/2016	270	10,902.80	
1138437	1621909	3/14/2016	270	9,980.00	
1138442	1621914	3/14/2016	270	9,980.00	
1138412	1621887	3/14/2016	270	9,615.89	
1138479	1621947	3/14/2016	270	9,333.08	
1138420	1621898	3/14/2016	270	9,271.00	
1138530	1621992	3/14/2016	270	9,105.00	
1138483	1621951	3/14/2016	270	7,282.00	
1138487	1621955	3/14/2016	270	7,234.02	
1138470	1621939	3/14/2016	270	5,354.10	
1138488	1621956	3/14/2016	270	4,990.73	
1138417	1621890	3/14/2016	270	4,400.03	
1138465	1621934	3/14/2016	270	4,140.78	
1138489	1621957	3/14/2016	270	4,065.72	
1138503	1621971	3/14/2016	270	3,901.94	
1138484	1621952	3/14/2016	270	3,173.29	
1138435	1621907	3/14/2016	270	2,750.00	
1138486	1621954	3/14/2016	270	1,912.00	
1138419	1621891	3/14/2016	270	1,897.18	

Run Date: 6/30/2016
 Run Time: 2:55:37PM

Demand Account Activity

Start Date: 7/1/2015 End Date: 6/30/2016

Page: 266
 User: 0

Jnl. Entry	Ref #	Trx. Date	Ledger	Debit Amount	Credit Amount
1138504	1621972	3/14/2016	270	1,819.70	
1138393	162700310 AIRS DE	3/14/2016	270	1,480.71	
1138411	1621894	3/14/2016	270	1,479.25	
1138472	1621941	3/14/2016	270	1,375.99	
1138485	1621953	3/14/2016	270	1,339.16	
1138493	1621961	3/14/2016	270	991.44	
1138392	162700309 AIRS DE	3/14/2016	270	872.46	
1138439	1621911	3/14/2016	270	833.50	
1138414	1621888	3/14/2016	270	800.00	
1138438	1621910	3/14/2016	270	800.00	
1138399	1621892	3/14/2016	270	645.85	
1138494	1621962	3/14/2016	270	600.00	
1138495	1621963	3/14/2016	270	575.00	
1138436	1621908	3/14/2016	270	520.00	
1138505	1621973	3/14/2016	270	420.00	
1138491	1621959	3/14/2016	270	410.00	
1138492	1621960	3/14/2016	270	330.00	
1138490	1621958	3/14/2016	270	328.00	
1138469	1621938	3/14/2016	270	310.08	
1138418	1621897	3/14/2016	270	250.00	
1138529	1621991	3/14/2016	270	247.00	
1138423	1621899	3/14/2016	270	225.00	
1138416	1621896	3/14/2016	270	150.00	
1138424	1621900	3/14/2016	270	145.00	
1138499	1621967	3/14/2016	270	105.00	
1138440	1621912	3/14/2016	270	90.00	
1138498	1621966	3/14/2016	270	90.00	
1138496	1621964	3/14/2016	270	69.00	
1138502	1621970	3/14/2016	270	32.00	
1138497	1621965	3/14/2016	270	30.00	
1138501	1621969	3/14/2016	270	20.00	
1138500	1621968	3/14/2016	270	16.00	
1138406	DFA EFT REV 3/14/	3/14/2016	270		229,440.51
1138147	162700301	3/14/2016	270		826,000.00
1138422	162700303	3/14/2016	270		65,955,977.78
1138434	162700305	3/14/2016	270		47,162,642.55
1138555	162700307 AIRS TA	3/15/2016	270	34,666,898.33	
1138858	162700303	3/15/2016	270	20,000,000.00	
1138829	163000304	3/15/2016	270	7,000,000.00	
1138977	162800301	3/15/2016	270	4,000,000.00	
1138955	1622120	3/15/2016	270	3,267,978.33	
1138905	1622074	3/15/2016	270	2,107,685.76	
1138906	1622075	3/15/2016	270	1,985,087.40	
1138844	1622017	3/15/2016	270	1,378,626.94	
1138846	1622018	3/15/2016	270	1,100,000.00	
1138973	1622132	3/15/2016	270	898,464.02	
1138874	1622046	3/15/2016	270	636,937.91	
1138881	1622050	3/15/2016	270	476,175.48	
1138913	1622079	3/15/2016	270	200,909.89	
1138856	1622076	3/15/2016	270	167,940.54	
1138875	1622047	3/15/2016	270	145,568.30	
1138909	1622077	3/15/2016	270	136,783.78	
1138854	1622022	3/15/2016	270	97,741.00	
1138556	162700308 AIRS TA	3/15/2016	270	59,721.38	
1138903	1622072	3/15/2016	270	58,947.52	
1138838	1622023	3/15/2016	270	52,904.08	

Run Date: 6/30/2016
 Run Time: 2:55:37PM

Demand Account Activity

Page: 267
 User: 0

Start Date: 7/1/2015 End Date: 6/30/2016

Jnl. Entry	Ref #	Trx. Date	Ledger	Debit Amount	Credit Amount
1138926	1622090	3/15/2016	270	51,627.15	
1138925	1622089	3/15/2016	270	44,131.00	
1138945	1622109	3/15/2016	270	40,778.39	
1138870	1622042	3/15/2016	270	40,760.00	
1138904	1622073	3/15/2016	270	39,316.23	
1138872	1622044	3/15/2016	270	33,125.26	
1138907	1622108	3/15/2016	270	31,244.29	
1138954	1622119	3/15/2016	270	30,545.00	
1138842	1622024	3/15/2016	270	21,735.41	
1138558	162700310 AIRS DE	3/15/2016	270	19,989.32	
1138848	1622019	3/15/2016	270	17,448.04	
1138843	1622025	3/15/2016	270	11,244.84	
1138866	1622039	3/15/2016	270	10,637.23	
1138957	1622122	3/15/2016	270	10,107.13	
1138902	1622071	3/15/2016	270	8,750.63	
1138912	1622078	3/15/2016	270	6,824.96	
1138958	1622123	3/15/2016	270	6,373.91	
1138877	1622048	3/15/2016	270	6,207.61	
1138923	1622087	3/15/2016	270	6,107.75	
1138850	1622020	3/15/2016	270	5,865.04	
1138928	1622092	3/15/2016	270	5,072.08	
1138845	1622026	3/15/2016	270	5,057.54	
1138847	1622027	3/15/2016	270	4,867.69	
1138929	1622093	3/15/2016	270	4,847.36	
1138869	1622041	3/15/2016	270	4,721.25	
1138849	1622028	3/15/2016	270	4,562.97	
1138851	1622029	3/15/2016	270	4,463.58	
1138852	1622021	3/15/2016	270	4,412.01	
1138865	1622038	3/15/2016	270	3,868.35	
1138871	1622043	3/15/2016	270	2,921.61	
1138868	1622040	3/15/2016	270	2,614.54	
1138921	1622085	3/15/2016	270	2,060.00	
1138946	1622110	3/15/2016	270	1,769.50	
1138855	1622031	3/15/2016	270	1,759.53	
1138840	1622016	3/15/2016	270	1,637.75	
1138879	1622049	3/15/2016	270	1,318.86	
1138837	1622014	3/15/2016	270	947.00	
1138853	1622030	3/15/2016	270	818.67	
1138873	1622045	3/15/2016	270	643.51	
1138834	1622012	3/15/2016	270	560.00	
1138918	1622083	3/15/2016	270	541.75	
1138927	1622091	3/15/2016	270	528.12	
1138924	1622088	3/15/2016	270	490.00	
1138863	1622037	3/15/2016	270	472.50	
1138922	1622086	3/15/2016	270	400.00	
1138557	162700309 AIRS DE	3/15/2016	270	395.25	
1138839	1622015	3/15/2016	270	160.00	
1138956	1622121	3/15/2016	270	100.00	
1138919	1622084	3/15/2016	270	80.00	
1138914	1622080	3/15/2016	270	38.00	
1138916	1622081	3/15/2016	270	38.00	
1138947	1622111	3/15/2016	270	26.16	
1138917	1622082	3/15/2016	270	24.00	
1138836	1622013	3/15/2016	270	4.25	
1138880	88006364 EFT REV	3/15/2016	270		2,748.65
1138910	8006365 CC EFT RI	3/15/2016	270		100.00

Run Date: 6/30/2016
 Run Time: 2:55:37PM

Demand Account Activity

Start Date: 7/1/2015 End Date: 6/30/2016

Page: 268
 User: 0

Jnl. Entry	Ref #	Trx. Date	Ledger	Debit Amount	Credit Amount
1138542	162700301	3/15/2016	270		1,911,051.00
1138828	162700302	3/15/2016	270		20,000,000.00
1138867	162700304	3/15/2016	270		35,205,170.94
1138915	162700305	3/15/2016	270		21,824,051.61
1139170	162700307 AIRS TA	3/16/2016	270	138,163,642.40	
1139322	Back Out Journal Er	3/16/2016	270	27,000,000.00	
1139197	162700303	3/16/2016	270	20,974,975.00	
1139180	1622151	3/16/2016	270	8,911,350.92	
1139256	1622220	3/16/2016	270	1,462,449.24	
1139224	1622223	3/16/2016	270	1,376,743.51	
1139218	1622187	3/16/2016	270	428,285.00	
1139234	1622198	3/16/2016	270	195,708.00	
1139258	1622222	3/16/2016	270	122,706.86	
1139215	1622185	3/16/2016	270	67,580.29	
1139238	1622202	3/16/2016	270	66,069.34	
1139237	1622201	3/16/2016	270	55,302.09	
1139290	162300301	3/16/2016	270	50,000.00	
1139257	1622221	3/16/2016	270	45,753.73	
1139206	1622174	3/16/2016	270	31,232.14	
1139171	162700308 AIRS TA	3/16/2016	270	30,014.69	
1139304	1622247	3/16/2016	270	29,890.00	
1139319	1622262	3/16/2016	270	25,420.00	
1139316	1622253	3/16/2016	270	17,032.54	
1139320	1622263	3/16/2016	270	14,911.75	
1139236	1622200	3/16/2016	270	11,784.30	
1139309	1622260	3/16/2016	270	10,252.00	
1139175	162700311 AIRS DE	3/16/2016	270	8,456.00	
1139210	1622176	3/16/2016	270	8,293.25	
1139235	1622199	3/16/2016	270	7,515.20	
1139209	1622175	3/16/2016	270	7,438.73	
1139243	1622207	3/16/2016	270	6,738.20	
1139179	1622150	3/16/2016	270	6,623.92	
1139242	1622206	3/16/2016	270	6,517.00	
1139253	1622217	3/16/2016	270	5,652.68	
1139241	1622205	3/16/2016	270	5,170.56	
1139276	1622254	3/16/2016	270	4,020.73	
1139305	1622255	3/16/2016	270	3,444.23	
1139317	1622261	3/16/2016	270	3,000.00	
1139216	1622186	3/16/2016	270	2,760.51	
1139240	1622204	3/16/2016	270	2,708.82	
1139307	1622256	3/16/2016	270	2,314.43	
1139254	1622218	3/16/2016	270	1,931.25	
1139182	1622153	3/16/2016	270	1,840.00	
1139239	1622203	3/16/2016	270	1,835.83	
1139212	1622178	3/16/2016	270	1,695.00	
1139310	1622257	3/16/2016	270	1,354.49	
1139188	1622159	3/16/2016	270	1,340.00	
1139181	1622152	3/16/2016	270	1,219.50	
1139174	162700310 AIRS DE	3/16/2016	270	1,142.74	
1139173	162700309 AIRS DE	3/16/2016	270	977.24	
1139214	1622180	3/16/2016	270	911.75	
1139192	1622163	3/16/2016	270	900.00	
1139312	1622258	3/16/2016	270	807.09	
1139190	1622161	3/16/2016	270	800.00	
1139249	1622213	3/16/2016	270	770.00	
1139301	1622259	3/16/2016	270	732.09	

Run Date: 6/30/2016
 Run Time: 2:55:37PM

Demand Account Activity

Start Date: 7/1/2015 End Date: 6/30/2016

Page: 269
 User: 0

Jnl. Entry	Ref #	Trx. Date	Ledger	Debit Amount	Credit Amount
1139211	1622177	3/16/2016	270	670.00	
1139248	1622212	3/16/2016	270	586.25	
1139247	1622211	3/16/2016	270	510.00	
1139246	1622210	3/16/2016	270	501.00	
1139315	1622252	3/16/2016	270	500.00	
1139245	1622209	3/16/2016	270	481.00	
1139191	1622162	3/16/2016	270	480.00	
1139189	1622160	3/16/2016	270	400.00	
1139193	1622164	3/16/2016	270	400.00	
1139244	1622208	3/16/2016	270	394.25	
1139260	1622225	3/16/2016	270	371.00	
1139311	1622250	3/16/2016	270	368.20	
1139213	1622179	3/16/2016	270	330.00	
1139221	1622224	3/16/2016	270	265.50	
1139262	1622227	3/16/2016	270	222.48	
1139255	1622219	3/16/2016	270	202.50	
1139144	1622133	3/16/2016	270	150.00	
1139217	1622181	3/16/2016	270	140.00	
1139261	1622226	3/16/2016	270	137.08	
1139306	1622248	3/16/2016	270	123.00	
1139183	1622154	3/16/2016	270	102.00	
1139185	1622156	3/16/2016	270	80.00	
1139308	1622249	3/16/2016	270	80.00	
1139186	1622157	3/16/2016	270	75.00	
1139187	1622158	3/16/2016	270	75.00	
1139252	1622216	3/16/2016	270	70.00	
1139184	1622155	3/16/2016	270	47.50	
1139220	1622182	3/16/2016	270	45.60	
1139219	1622183	3/16/2016	270	45.60	
1139251	1622215	3/16/2016	270	39.20	
1139222	1622184	3/16/2016	270	28.80	
1139313	1622251	3/16/2016	270	16.00	
1139250	1622214	3/16/2016	270	12.00	
1139207	8006366 EFT REV C	3/16/2016	270		1,043.95
1139161	162700301	3/16/2016	270		8,911,350.92
1139162	162700302	3/16/2016	270		971,000.00
1139198	162700304	3/16/2016	270		20,974,975.00
1139199	162700305	3/16/2016	270		97,540,756.68
1139265	162700304	3/16/2016	270		15,879,603.19
1139303	162600301	3/16/2016	270		27,000,000.00
1139323	Correct Journal Entr	3/16/2016	270		28,000,000.00
1139931	1622386	3/17/2016	270	70,640,962.82	
1139586	162700307 AIRS TA	3/17/2016	270	54,127,108.82	
1139940	1622313	3/17/2016	270	10,818,247.32	
1139573	163000304	3/17/2016	270	9,000,000.00	
1139998	1622383	3/17/2016	270	901,492.08	
1140018	1622408	3/17/2016	270	845,070.29	
1140027	1622412	3/17/2016	270	379,249.41	
1139969	1622366	3/17/2016	270	305,214.89	
1140005	1622384	3/17/2016	270	238,478.06	
1139576	162700302	3/17/2016	270	200,000.00	
1139941	1622314	3/17/2016	270	167,033.08	
1140002	1622385	3/17/2016	270	165,971.85	
1139933	1622367	3/17/2016	270	107,907.42	
1139966	1622363	3/17/2016	270	94,127.97	
1139974	1622371	3/17/2016	270	92,819.20	

Run Date: 6/30/2016
 Run Time: 2:55:37PM

Demand Account Activity

Page: 270
 User: 0

Start Date: 7/1/2015 End Date: 6/30/2016

Jnl. Entry	Ref #	Trx. Date	Ledger	Debit Amount	Credit Amount
1139907	1622319	3/17/2016	270	87,221.95	
1140028	1622413	3/17/2016	270	80,751.07	
1139587	162700308 AIRS TA	3/17/2016	270	72,859.76	
1139942	1622341	3/17/2016	270	58,743.69	
1139905	1622318	3/17/2016	270	51,834.40	
1140029	1622414	3/17/2016	270	44,594.54	
1139971	1622368	3/17/2016	270	41,012.61	
1139992	1622387	3/17/2016	270	37,543.42	
1139930	1622325	3/17/2016	270	37,528.93	
1139928	1622304	3/17/2016	270	31,597.00	
1139987	1622380	3/17/2016	270	27,410.73	
1139975	1622372	3/17/2016	270	23,904.80	
1139972	1622369	3/17/2016	270	23,285.90	
1139902	1622317	3/17/2016	270	22,132.17	
1139900	1622316	3/17/2016	270	20,492.60	
1139891	1622315	3/17/2016	270	19,141.84	
1139909	1622320	3/17/2016	270	18,876.90	
1139906	1622331	3/17/2016	270	18,704.48	
1139932	1622326	3/17/2016	270	18,050.17	
1139904	1622330	3/17/2016	270	13,403.11	
1139903	1622329	3/17/2016	270	13,300.40	
1139901	1622328	3/17/2016	270	12,323.50	
1139973	1622370	3/17/2016	270	11,410.56	
1140032	1622416	3/17/2016	270	9,247.09	
1139914	1622321	3/17/2016	270	8,263.46	
1139968	1622365	3/17/2016	270	8,075.45	
1139997	1622389	3/17/2016	270	6,305.32	
1139995	1622388	3/17/2016	270	5,019.58	
1139918	1622322	3/17/2016	270	4,958.15	
1139919	1622336	3/17/2016	270	4,237.78	
1139935	1622308	3/17/2016	270	3,590.00	
1139893	1622327	3/17/2016	270	3,243.52	
1139923	1622337	3/17/2016	270	2,858.72	
1140031	1622415	3/17/2016	270	2,829.68	
1140021	1622410	3/17/2016	270	2,736.00	
1140026	1622421	3/17/2016	270	2,606.25	
1139889	1622305	3/17/2016	270	2,520.00	
1139976	1622373	3/17/2016	270	2,260.15	
1139967	1622364	3/17/2016	270	1,918.84	
1139908	1622332	3/17/2016	270	1,877.00	
1139990	1622381	3/17/2016	270	1,708.30	
1139977	1622374	3/17/2016	270	1,700.00	
1139929	1622306	3/17/2016	270	1,662.00	
1139589	162700310 AIRS DE	3/17/2016	270	1,573.69	
1139921	1622302	3/17/2016	270	1,425.00	
1139978	1622375	3/17/2016	270	1,383.00	
1139927	1622338	3/17/2016	270	1,062.00	
1139985	1622379	3/17/2016	270	1,037.75	
1139924	1622303	3/17/2016	270	800.00	
1139936	1622309	3/17/2016	270	700.00	
1139911	1622297	3/17/2016	270	680.00	
1139983	1622378	3/17/2016	270	599.83	
1139897	1622295	3/17/2016	270	590.91	
1139965	1622362	3/17/2016	270	516.00	
1139912	1622298	3/17/2016	270	500.00	
1139895	1622293	3/17/2016	270	460.00	

Run Date: 6/30/2016
 Run Time: 2:55:37PM

Demand Account Activity

Page: 271
 User: 0

Start Date: 7/1/2015 End Date: 6/30/2016

Jnl. Entry	Ref #	Trx. Date	Ledger	Debit Amount	Credit Amount
1139994	1622382	3/17/2016	270	445.00	
1139588	162700309 AIRS D€	3/17/2016	270	390.80	
1139917	1622300	3/17/2016	270	345.28	
1139920	1622301	3/17/2016	270	340.00	
1139896	1622294	3/17/2016	270	332.00	
1139934	1622307	3/17/2016	270	220.00	
1139913	1622334	3/17/2016	270	180.00	
1139916	1622335	3/17/2016	270	150.00	
1139981	1622377	3/17/2016	270	105.00	
1139922	1622323	3/17/2016	270	70.66	
1139899	1622296	3/17/2016	270	56.22	
1140024	1622411	3/17/2016	270	50.00	
1139926	1622324	3/17/2016	270	46.98	
1139915	1622299	3/17/2016	270	26.59	
1139979	1622376	3/17/2016	270	24.00	
1139937	1622310	3/17/2016	270	22.80	
1139938	1622311	3/17/2016	270	22.80	
1140019	1622409	3/17/2016	270	15.00	
1139939	1622312	3/17/2016	270	14.40	
1139910	1622333	3/17/2016	270	4.25	
1139878	DFA EFT REV 3/17/	3/17/2016	270		920.06
1139575	162700301	3/17/2016	270		1,074,000.00
1139885	162700303	3/17/2016	270		72,754,567.97
1140008	162700303	3/17/2016	270		19,067,592.28
1140035	162600301	3/17/2016	270		56,000,000.00
1141105	162700303	3/18/2016	270	169,501,100.00	
1141080	162700307 AIRS TA	3/18/2016	270	16,176,277.86	
1141084	162700303	3/18/2016	270	7,508,750.00	
1141103	1622467	3/18/2016	270	4,071,618.02	
1141148	1622505	3/18/2016	270	2,587,012.37	
1141149	1622506	3/18/2016	270	1,771,209.30	
1141155	1622511	3/18/2016	270	1,697,665.08	
1141181	1622532	3/18/2016	270	1,072,730.97	
1141197	1622547	3/18/2016	270	617,777.25	
1141178	1622531	3/18/2016	270	520,581.57	
1141110	1622471	3/18/2016	270	328,470.78	
1141097	1622461	3/18/2016	270	240,023.00	
1141101	1622465	3/18/2016	270	185,624.00	
1141213	1622565	3/18/2016	270	151,000.00	
1141220	1622572	3/18/2016	270	145,569.99	
1141098	1622462	3/18/2016	270	98,230.00	
1141198	1622548	3/18/2016	270	91,891.75	
1141147	1622504	3/18/2016	270	84,792.84	
1141193	1622543	3/18/2016	270	82,346.65	
1141214	1622566	3/18/2016	270	33,442.50	
1141154	1622510	3/18/2016	270	31,775.70	
1141146	1622503	3/18/2016	270	30,005.13	
1141065	1622444	3/18/2016	270	20,241.00	
1141192	1622542	3/18/2016	270	17,852.00	
1141182	1622533	3/18/2016	270	17,348.08	
1141113	1622472	3/18/2016	270	16,101.55	
1141150	1622507	3/18/2016	270	15,270.34	
1141144	1622501	3/18/2016	270	15,000.00	
1141153	1622509	3/18/2016	270	13,089.80	
1141082	162700308 AIRS D€	3/18/2016	270	12,773.64	
1141094	1622458	3/18/2016	270	11,488.24	

Run Date: 6/30/2016
 Run Time: 2:55:37PM

Demand Account Activity

Start Date: 7/1/2015 End Date: 6/30/2016

Page: 272
 User: 0

Jnl. Entry	Ref #	Trx. Date	Ledger	Debit Amount	Credit Amount
1141119	1622476	3/18/2016	270	8,871.75	
1141194	1622544	3/18/2016	270	7,776.49	
1141104	1622468	3/18/2016	270	7,435.21	
1141183	1622534	3/18/2016	270	7,097.23	
1141099	1622463	3/18/2016	270	5,656.25	
1141199	1622549	3/18/2016	270	5,029.50	
1141102	1622466	3/18/2016	270	3,193.47	
1141093	1622457	3/18/2016	270	2,655.75	
1141122	1622478	3/18/2016	270	2,335.00	
1141156	1622512	3/18/2016	270	2,127.42	
1141185	1622536	3/18/2016	270	2,125.00	
1141184	1622535	3/18/2016	270	2,086.42	
1141195	1622545	3/18/2016	270	1,810.15	
1141191	1622541	3/18/2016	270	1,670.00	
1141100	1622464	3/18/2016	270	1,600.00	
1141145	1622502	3/18/2016	270	1,403.10	
1141124	1622480	3/18/2016	270	1,358.25	
1141121	1622477	3/18/2016	270	730.00	
1141123	1622479	3/18/2016	270	440.00	
1141091	1622455	3/18/2016	270	385.91	
1141092	1622456	3/18/2016	270	370.04	
1141187	1622538	3/18/2016	270	355.00	
1141143	1622500	3/18/2016	270	300.70	
1141096	1622460	3/18/2016	270	291.00	
1141152	1622508	3/18/2016	270	285.07	
1141115	1622473	3/18/2016	270	250.00	
1141090	1622454	3/18/2016	270	242.50	
1141196	1622546	3/18/2016	270	210.00	
1141125	1622481	3/18/2016	270	140.00	
1141083	162700309 AIRS DE	3/18/2016	270	137.01	
1141215	1622567	3/18/2016	270	137.00	
1141216	1622568	3/18/2016	270	136.00	
1141089	1622453	3/18/2016	270	101.37	
1141095	1622459	3/18/2016	270	43.65	
1141190	1622540	3/18/2016	270	41.16	
1141189	1622539	3/18/2016	270	35.00	
1141106	1622469	3/18/2016	270	24.00	
1141186	1622537	3/18/2016	270	16.00	
1141126	1622482	3/18/2016	270	7.60	
1141127	1622483	3/18/2016	270	7.60	
1141128	1622484	3/18/2016	270	4.80	
1141049	162700301	3/18/2016	270		1,192,000.00
1141050	162700302	3/18/2016	270		4,071,618.02
1141151	DFA EFT REV 3/18/	3/18/2016	270		33,807.87
1141114	162700305	3/18/2016	270		163,967,967.09
1141177	162700306	3/18/2016	270		38,000,000.00
1141552	162700307 AIRS TA	3/21/2016	270	37,643,023.50	
1141683	162700311	3/21/2016	270	24,993,611.11	
1141630	163000305	3/21/2016	270	9,000,000.00	
1141593	1622638	3/21/2016	270	2,464,698.45	
1141566	1622639	3/21/2016	270	989,323.62	
1141606	1622644	3/21/2016	270	426,337.11	
1141468	1622591	3/21/2016	270	263,690.73	
1141609	1622646	3/21/2016	270	169,682.53	
1141622	1622660	3/21/2016	270	159,051.68	
1141648	1622685	3/21/2016	270	134,244.39	

Run Date: 6/30/2016
Run Time: 2:55:37PM

Demand Account Activity

Start Date: 7/1/2015 End Date: 6/30/2016

Page: 273
User: 0

Jnl. Entry	Ref #	Trx. Date	Ledger	Debit Amount	Credit Amount
1141676	1622710	3/21/2016	270	110,000.00	
1141463	1622588	3/21/2016	270	105,673.93	
1141610	1622647	3/21/2016	270	86,658.59	
1141608	1622645	3/21/2016	270	82,406.85	
1141465	1622589	3/21/2016	270	76,431.58	
1141595	1622640	3/21/2016	270	41,939.89	
1141599	1622671	3/21/2016	270	39,375.00	
1141471	1622601	3/21/2016	270	30,720.73	
1141592	1622637	3/21/2016	270	26,674.21	
1141536	1622602	3/21/2016	270	21,775.00	
1141466	1622590	3/21/2016	270	18,183.07	
1141675	1622706	3/21/2016	270	16,890.00	
1141539	1622599	3/21/2016	270	16,025.00	
1141618	1622658	3/21/2016	270	12,897.89	
1141248	1622593	3/21/2016	270	11,372.47	
1141672	1622711	3/21/2016	270	9,421.40	
1141597	1622641	3/21/2016	270	7,955.13	
1141654	1622688	3/21/2016	270	7,937.49	
1141537	1622595	3/21/2016	270	7,870.99	
1141565	1622642	3/21/2016	270	7,851.24	
1141598	1622643	3/21/2016	270	7,647.17	
1141620	1622659	3/21/2016	270	7,509.33	
1141611	1622648	3/21/2016	270	7,442.42	
1141538	1622603	3/21/2016	270	7,361.25	
1141577	1622621	3/21/2016	270	7,145.75	
1141562	1622670	3/21/2016	270	7,140.65	
1141455	1622587	3/21/2016	270	7,105.00	
1141568	1622612	3/21/2016	270	5,805.29	
1141652	1622690	3/21/2016	270	5,329.31	
1141542	1622596	3/21/2016	270	5,154.97	
1141545	1622597	3/21/2016	270	4,802.95	
1141651	1622686	3/21/2016	270	4,761.09	
1141240	1622600	3/21/2016	270	4,718.75	
1141569	1622613	3/21/2016	270	4,020.72	
1141547	1622598	3/21/2016	270	3,954.67	
1141472	1622594	3/21/2016	270	3,874.30	
1141657	1622691	3/21/2016	270	2,871.56	
1141612	1622649	3/21/2016	270	2,810.83	
1141572	1622616	3/21/2016	270	2,325.00	
1141596	1622650	3/21/2016	270	1,756.79	
1141615	1622651	3/21/2016	270	1,670.00	
1141623	1622656	3/21/2016	270	1,421.15	
1141616	1622652	3/21/2016	270	1,214.16	
1141553	162700308 AIRS TA	3/21/2016	270	1,189.22	
1141554	162700309 AIRS DE	3/21/2016	270	1,187.03	
1141470	1622592	3/21/2016	270	1,139.00	
1141658	1622692	3/21/2016	270	1,097.14	
1141614	1622657	3/21/2016	270	855.00	
1141570	1622614	3/21/2016	270	815.00	
1141674	1622707	3/21/2016	270	614.00	
1141238	1622581	3/21/2016	270	600.00	
1141578	1622622	3/21/2016	270	570.00	
1141237	1622580	3/21/2016	270	520.00	
1141573	1622617	3/21/2016	270	450.00	
1141655	1622689	3/21/2016	270	427.32	
1141241	1622583	3/21/2016	270	400.00	

Run Date: 6/30/2016
 Run Time: 2:55:37PM

Demand Account Activity

Page: 274
 User: 0

Start Date: 7/1/2015 End Date: 6/30/2016

Jnl. Entry	Ref #	Trx. Date	Ledger	Debit Amount	Credit Amount
1141567	1622611	3/21/2016	270	330.00	
1141617	1622653	3/21/2016	270	322.00	
1141659	1622709	3/21/2016	270	200.00	
1141619	1622654	3/21/2016	270	185.00	
1141571	1622615	3/21/2016	270	165.00	
1141239	1622582	3/21/2016	270	160.00	
1141673	1622705	3/21/2016	270	160.00	
1141621	1622655	3/21/2016	270	146.00	
1141680	1622708	3/21/2016	270	50.00	
1141653	1622687	3/21/2016	270	13.02	
1141555	162700310 AIRS DE	3/21/2016	270	12.77	
1141575	1622619	3/21/2016	270	7.60	
1141576	1622620	3/21/2016	270	7.60	
1141574	1622618	3/21/2016	270	4.80	
1141543	DFA EFT REV 3/21/	3/21/2016	270		37,555.01
1141625	162700302	3/21/2016	270		12,597,472.25
1141627	162700303	3/21/2016	270		29,982,000.00
1141628	162700304	3/21/2016	270		39,375.00
1141640	162700306	3/21/2016	270		29,868,824.56
1141462	162700301	3/21/2016	270		3,266,000.00
1141684	162600301	3/21/2016	270		1,000,000.00
1141707	162700302	3/22/2016	270	100,995,000.00	
1141717	162700307 AIRS TA	3/22/2016	270	82,306,132.39	
1141747	162700304	3/22/2016	270	25,000,000.00	
1142140	1622846	3/22/2016	270	14,363,390.42	
1141738	1622738	3/22/2016	270	9,032,826.98	
1142061	1622778	3/22/2016	270	2,900,121.45	
1141741	1622740	3/22/2016	270	550,000.00	
1142145	1622847	3/22/2016	270	549,886.59	
1142062	1622779	3/22/2016	270	336,334.58	
1141740	1622739	3/22/2016	270	173,794.17	
1142063	1622780	3/22/2016	270	100,114.97	
1142035	1622752	3/22/2016	270	81,497.50	
1142146	1622848	3/22/2016	270	35,598.55	
1142029	1622751	3/22/2016	270	35,134.96	
1142036	1622753	3/22/2016	270	32,082.50	
1142076	1622793	3/22/2016	270	31,285.59	
1142060	1622777	3/22/2016	270	25,705.23	
1141727	1622730	3/22/2016	270	25,178.17	
1142077	1622794	3/22/2016	270	19,530.80	
1142040	1622757	3/22/2016	270	19,031.88	
1142110	1622824	3/22/2016	270	18,116.91	
1141730	1622732	3/22/2016	270	17,289.96	
1142075	1622792	3/22/2016	270	16,848.56	
1142057	1622775	3/22/2016	270	15,736.81	
1141734	1622735	3/22/2016	270	15,113.03	
1141731	1622733	3/22/2016	270	13,167.91	
1142064	1622781	3/22/2016	270	12,777.85	
1141728	1622731	3/22/2016	270	12,066.09	
1142115	1622825	3/22/2016	270	11,539.00	
1142116	1622826	3/22/2016	270	9,856.90	
1142086	1622803	3/22/2016	270	9,522.99	
1141718	162700308 AIRS TA	3/22/2016	270	9,315.80	
1142048	1622765	3/22/2016	270	8,293.25	
1142121	1622829	3/22/2016	270	8,288.18	
1141732	1622734	3/22/2016	270	6,539.69	

Run Date: 6/30/2016
 Run Time: 2:55:37PM

Demand Account Activity

Page: 275
 User: 0

Start Date: 7/1/2015 End Date: 6/30/2016

Jnl. Entry	Ref #	Trx. Date	Ledger	Debit Amount	Credit Amount
1142037	1622754	3/22/2016	270	5,656.25	
1142117	1622827	3/22/2016	270	4,781.26	
1141737	1622737	3/22/2016	270	4,554.13	
1142078	1622795	3/22/2016	270	4,377.91	
1142038	1622755	3/22/2016	270	4,240.00	
1142096	1622814	3/22/2016	270	4,209.00	
1142079	1622796	3/22/2016	270	3,987.00	
1142085	1622802	3/22/2016	270	3,246.70	
1142043	1622760	3/22/2016	270	2,770.00	
1141694	1622724	3/22/2016	270	1,919.50	
1142041	1622758	3/22/2016	270	1,161.50	
1142122	1622830	3/22/2016	270	1,011.35	
1142095	1622813	3/22/2016	270	839.70	
1142039	1622756	3/22/2016	270	800.00	
1142050	1622766	3/22/2016	270	670.00	
1142084	1622801	3/22/2016	270	617.50	
1142080	1622797	3/22/2016	270	550.00	
1142059	1622776	3/22/2016	270	549.90	
1142118	1622828	3/22/2016	270	546.81	
1142081	1622798	3/22/2016	270	546.00	
1142044	1622761	3/22/2016	270	530.00	
1142126	1622833	3/22/2016	270	528.50	
1141702	1622728	3/22/2016	270	500.00	
1141735	1622736	3/22/2016	270	388.37	
1141726	1622729	3/22/2016	270	360.00	
1141733	1622726	3/22/2016	270	350.00	
1142125	1622832	3/22/2016	270	339.60	
1141736	1622727	3/22/2016	270	300.00	
1142082	1622799	3/22/2016	270	251.15	
1142042	1622759	3/22/2016	270	245.00	
1141719	162700309 AIRS DE	3/22/2016	270	218.97	
1141729	1622725	3/22/2016	270	193.03	
1142083	1622800	3/22/2016	270	80.00	
1142128	1622834	3/22/2016	270	79.20	
1142065	1622782	3/22/2016	270	78.16	
1141720	162700310 AIRS DE	3/22/2016	270	65.00	
1142045	1622762	3/22/2016	270	7.60	
1142046	1622763	3/22/2016	270	7.60	
1142047	1622764	3/22/2016	270	4.80	
1141724	DFA EFT REV 3/22/	3/22/2016	270		120,953.45
1141706	162700301	3/22/2016	270		3,586,000.00
1141725	162700303	3/22/2016	270		150,753,209.84
1142105	162700305	3/22/2016	270		37,129,004.77
1142137	162800301	3/22/2016	270		46,000,000.00
1142571	163990307	3/23/2016	270	94,885,863.83	
1142436	162700307 AIRS TA	3/23/2016	270	57,008,537.48	
1142573	Back Out Journal Er	3/23/2016	270	42,000,000.00	
1142440	163000305	3/23/2016	270	21,000,000.00	
1142424	1622856	3/23/2016	270	5,000,367.97	
1142422	1622854	3/23/2016	270	4,962,726.20	
1142494	1622909	3/23/2016	270	2,918,125.99	
1142495	1622910	3/23/2016	270	1,494,827.93	
1142493	1622908	3/23/2016	270	1,037,341.34	
1142528	1622943	3/23/2016	270	1,002,799.74	
1142425	1622857	3/23/2016	270	274,320.45	
1142532	1622947	3/23/2016	270	167,363.01	

Run Date: 6/30/2016
Run Time: 2:55:37PM

Demand Account Activity

Start Date: 7/1/2015 End Date: 6/30/2016

Page: 276
User: 0

Jnl. Entry	Ref #	Trx. Date	Ledger	Debit Amount	Credit Amount
1142430	1622862	3/23/2016	270	146,299.64	
1142530	1622945	3/23/2016	270	138,492.73	
1142496	1622911	3/23/2016	270	132,046.47	
1142473	1622888	3/23/2016	270	131,585.57	
1142478	1622893	3/23/2016	270	108,855.51	
1142529	1622944	3/23/2016	270	100,370.10	
1142497	1622912	3/23/2016	270	86,843.26	
1142437	162700308 AIRSTA	3/23/2016	270	63,801.12	
1142479	1622894	3/23/2016	270	58,271.95	
1142474	1622889	3/23/2016	270	52,500.00	
1142480	1622895	3/23/2016	270	46,930.40	
1142481	1622896	3/23/2016	270	37,186.04	
1142426	1622858	3/23/2016	270	34,583.88	
1142427	1622859	3/23/2016	270	33,853.89	
1142441	1622863	3/23/2016	270	24,940.71	
1142498	1622913	3/23/2016	270	22,355.53	
1142527	1622942	3/23/2016	270	14,525.71	
1142423	1622855	3/23/2016	270	13,047.71	
1142499	1622914	3/23/2016	270	8,006.97	
1142442	1622864	3/23/2016	270	7,808.09	
1142443	1622865	3/23/2016	270	7,171.83	
1142482	1622897	3/23/2016	270	6,906.87	
1142459	1622876	3/23/2016	270	6,087.50	
1142531	1622946	3/23/2016	270	5,205.10	
1142483	1622898	3/23/2016	270	3,370.80	
1142149	1622852	3/23/2016	270	3,025.00	
1142500	1622915	3/23/2016	270	2,781.70	
1142455	1622872	3/23/2016	270	1,875.00	
1142428	1622860	3/23/2016	270	1,768.93	
1142475	1622890	3/23/2016	270	1,636.81	
1142484	1622899	3/23/2016	270	1,593.00	
1142439	162700310 AIRS DE	3/23/2016	270	1,544.52	
1142485	1622900	3/23/2016	270	1,370.59	
1142561	1622975	3/23/2016	270	1,309.00	
1142476	1622891	3/23/2016	270	1,303.48	
1142486	1622901	3/23/2016	270	1,230.36	
1142444	1622866	3/23/2016	270	1,211.00	
1142560	1622974	3/23/2016	270	1,209.17	
1142457	1622874	3/23/2016	270	1,115.50	
1142487	1622902	3/23/2016	270	1,050.28	
1142445	1622867	3/23/2016	270	1,025.50	
1142526	1622941	3/23/2016	270	617.75	
1142488	1622903	3/23/2016	270	615.00	
1142477	1622892	3/23/2016	270	575.29	
1142489	1622904	3/23/2016	270	537.00	
1142460	1622877	3/23/2016	270	500.00	
1142456	1622873	3/23/2016	270	360.00	
1142501	1622916	3/23/2016	270	315.00	
1142438	162700309 AIRS DE	3/23/2016	270	239.09	
1142429	1622861	3/23/2016	270	175.00	
1142559	1622973	3/23/2016	270	150.00	
1142458	1622875	3/23/2016	270	140.00	
1142421	1622853	3/23/2016	270	27.71	
1142490	1622905	3/23/2016	270	24.00	
1142491	1622906	3/23/2016	270	8.00	
1142492	1622907	3/23/2016	270	4.00	

Run Date: 6/30/2016
 Run Time: 2:55:37PM

Demand Account Activity

Page: 277
 User: 0

Start Date: 7/1/2015 End Date: 6/30/2016

Jnl. Entry	Ref #	Trx. Date	Ledger	Debit Amount	Credit Amount
1142449	162700303	3/23/2016	270		109,180,744.08
1142393	162700301	3/23/2016	270		4,962,726.20
1142394	162700302	3/23/2016	270		14,184,000.00
1142454	DFA EFT REV 3/23/	3/23/2016	270		7,701.79
1142452	162700304	3/23/2016	270		20,319,095.69
1142567	162600301	3/23/2016	270		42,000,000.00
1142574	162800301	3/23/2016	270		20,000,000.00
1142933	1623072	3/24/2016	270	63,541,164.00	
1142980	162800301	3/24/2016	270	45,000,000.00	
1142585	162300301	3/24/2016	270	36,000,000.00	
1142853	162700307 AIRS TA	3/24/2016	270	16,965,930.79	
1142584	163000303	3/24/2016	270	10,000,000.00	
1142917	1623040	3/24/2016	270	5,471,117.15	
1142947	1623073	3/24/2016	270	2,154,838.83	
1142985	162300302	3/24/2016	270	1,000,000.00	
1142960	1623083	3/24/2016	270	844,924.86	
1142872	1623003	3/24/2016	270	614,740.00	
1142873	1623004	3/24/2016	270	450,986.93	
1142941	1623060	3/24/2016	270	440,513.63	
1142944	1623061	3/24/2016	270	160,035.87	
1142925	1623058	3/24/2016	270	107,632.80	
1142902	1623027	3/24/2016	270	87,552.00	
1142874	1623005	3/24/2016	270	84,067.94	
1142945	1623062	3/24/2016	270	36,811.57	
1142948	1623074	3/24/2016	270	32,522.36	
1142908	1623033	3/24/2016	270	23,901.25	
1142946	1623063	3/24/2016	270	20,515.37	
1142934	1623071	3/24/2016	270	17,773.96	
1142859	1622991	3/24/2016	270	16,191.75	
1142987	1623109	3/24/2016	270	15,421.00	
1142958	1623081	3/24/2016	270	14,779.80	
1142862	1622994	3/24/2016	270	14,575.00	
1142989	1623102	3/24/2016	270	14,019.38	
1142959	1623082	3/24/2016	270	13,500.00	
1142893	1623070	3/24/2016	270	12,264.23	
1142904	1623029	3/24/2016	270	12,074.00	
1142869	1623000	3/24/2016	270	11,863.38	
1142868	1622999	3/24/2016	270	10,292.01	
1142977	1623105	3/24/2016	270	7,288.97	
1142943	1623106	3/24/2016	270	7,104.10	
1142870	1623001	3/24/2016	270	5,772.37	
1142843	1622988	3/24/2016	270	5,488.00	
1142910	1623035	3/24/2016	270	5,280.00	
1142875	1623006	3/24/2016	270	5,003.54	
1142863	1622995	3/24/2016	270	4,718.75	
1142854	162700308 AIRS TA	3/24/2016	270	4,048.68	
1142990	1623103	3/24/2016	270	3,947.39	
1142871	1623002	3/24/2016	270	3,667.45	
1142979	1623101	3/24/2016	270	2,659.00	
1142861	1622993	3/24/2016	270	2,020.00	
1142909	1623034	3/24/2016	270	1,950.00	
1142906	1623031	3/24/2016	270	1,735.00	
1142929	1623064	3/24/2016	270	1,717.49	
1142587	1623068	3/24/2016	270	1,205.00	
1142935	1623069	3/24/2016	270	1,195.20	
1142913	1623036	3/24/2016	270	1,020.00	

Run Date: 6/30/2016
 Run Time: 2:55:37PM

Demand Account Activity

Page: 278
 User: 0

Start Date: 7/1/2015 End Date: 6/30/2016

Jnl. Entry	Ref #	Trx. Date	Ledger	Debit Amount	Credit Amount
1142957	1623080	3/24/2016	270	875.50	
1142876	1623007	3/24/2016	270	645.85	
1142939	1623107	3/24/2016	270	635.20	
1142936	1623065	3/24/2016	270	561.00	
1142860	1622992	3/24/2016	270	530.00	
1142938	1623066	3/24/2016	270	476.10	
1142855	162700309 AIRS DE	3/24/2016	270	475.99	
1142991	1623104	3/24/2016	270	325.25	
1142953	1623079	3/24/2016	270	291.00	
1142907	1623032	3/24/2016	270	250.00	
1142866	1622997	3/24/2016	270	225.00	
1142984	1623108	3/24/2016	270	211.54	
1142858	1622990	3/24/2016	270	195.25	
1142865	1622996	3/24/2016	270	150.00	
1142903	1623028	3/24/2016	270	150.00	
1142942	1623110	3/24/2016	270	120.00	
1142940	1623067	3/24/2016	270	117.11	
1142950	1623075	3/24/2016	270	104.14	
1142857	1622989	3/24/2016	270	100.00	
1142905	1623030	3/24/2016	270	95.00	
1142867	1622998	3/24/2016	270	75.00	
1142951	1623076	3/24/2016	270	46.20	
1142983	1623111	3/24/2016	270	16.00	
1142937	1623059	3/24/2016	270	11.95	
1142914	1623037	3/24/2016	270	7.60	
1142915	1623038	3/24/2016	270	7.60	
1142916	1623039	3/24/2016	270	4.80	
1142864	DFA EFT REV 3/24/	3/24/2016	270		27,353.49
1142882	162700301	3/24/2016	270		92,835,551.33
1142897	162700303	3/24/2016	270		112,522,974.96
1143380	162700311	3/25/2016	270	60,000,000.00	
1143348	162700304	3/25/2016	270	60,000,000.00	
1143382	162700312	3/25/2016	270	40,000,000.00	
1143233	163000309 AIRS TA	3/25/2016	270	28,933,759.08	
1143220	163000303	3/25/2016	270	22,000,000.00	
1143378	162700305	3/25/2016	270	12,225,406.54	
1143305	1623166	3/25/2016	270	4,337,974.89	
1143304	1623165	3/25/2016	270	1,585,414.71	
1143299	1623160	3/25/2016	270	1,302,896.37	
1143298	1623159	3/25/2016	270	603,455.82	
1143268	1623139	3/25/2016	270	500,000.00	
1143347	1623207	3/25/2016	270	372,447.00	
1143376	1623236	3/25/2016	270	259,023.47	
1143303	1623164	3/25/2016	270	175,005.58	
1143349	1623208	3/25/2016	270	153,856.00	
1143265	1623128	3/25/2016	270	150,857.92	
1143353	1623212	3/25/2016	270	122,280.96	
1143215	1623126	3/25/2016	270	95,374.36	
1143354	1623213	3/25/2016	270	93,104.28	
1143300	1623161	3/25/2016	270	85,914.85	
1143379	162700306	3/25/2016	270	79,737.08	
1143297	1623158	3/25/2016	270	57,492.65	
1143368	1623226	3/25/2016	270	53,516.98	
1143355	1623214	3/25/2016	270	51,816.87	
1143301	1623162	3/25/2016	270	50,059.00	
1143346	1623206	3/25/2016	270	49,023.66	

Run Date: 6/30/2016
 Run Time: 2:55:37PM

Demand Account Activity

Start Date: 7/1/2015 End Date: 6/30/2016

Page: 279
 User: 0

Jnl. Entry	Ref #	Trx. Date	Ledger	Debit Amount	Credit Amount
1143259	162700308 AIRS TA	3/25/2016	270	42,659.22	
1143283	1623145	3/25/2016	270	25,876.80	
1143356	1623215	3/25/2016	270	18,226.98	
1143366	1623225	3/25/2016	270	14,484.71	
1143277	1623137	3/25/2016	270	11,459.12	
1143284	1623146	3/25/2016	270	10,399.00	
1143357	1623216	3/25/2016	270	10,294.76	
1143358	1623217	3/25/2016	270	9,679.42	
1143267	1623130	3/25/2016	270	8,500.00	
1143264	1623138	3/25/2016	270	6,809.39	
1143387	162700310 AIRS DE	3/25/2016	270	5,178.41	
1143266	1623129	3/25/2016	270	3,065.53	
1143359	1623218	3/25/2016	270	2,684.00	
1143360	1623219	3/25/2016	270	2,374.98	
1143280	1623134	3/25/2016	270	2,080.75	
1143263	1623127	3/25/2016	270	1,769.67	
1143364	1623223	3/25/2016	270	1,468.80	
1143338	1623198	3/25/2016	270	1,377.00	
1143287	1623151	3/25/2016	270	1,330.00	
1143285	1623153	3/25/2016	270	1,262.75	
1143369	1623227	3/25/2016	270	996.60	
1143365	1623224	3/25/2016	270	877.50	
1143351	1623210	3/25/2016	270	859.75	
1143288	1623147	3/25/2016	270	840.00	
1143375	1623233	3/25/2016	270	819.43	
1143374	1623232	3/25/2016	270	700.00	
1143361	1623220	3/25/2016	270	485.00	
1143373	1623231	3/25/2016	270	420.00	
1143362	1623221	3/25/2016	270	420.00	
1143260	162700309 AIRS DE	3/25/2016	270	387.08	
1143271	1623135	3/25/2016	270	360.00	
1143352	1623211	3/25/2016	270	298.00	
1143363	1623222	3/25/2016	270	294.00	
1143281	1623152	3/25/2016	270	260.00	
1143276	1623136	3/25/2016	270	210.00	
1143278	1623133	3/25/2016	270	190.00	
1143291	1623154	3/25/2016	270	180.00	
1143302	1623163	3/25/2016	270	167.61	
1143339	1623199	3/25/2016	270	162.00	
1143340	1623200	3/25/2016	270	162.00	
1143345	1623205	3/25/2016	270	115.00	
1143341	1623201	3/25/2016	270	96.00	
1143270	1623131	3/25/2016	270	76.00	
1143273	1623132	3/25/2016	270	30.00	
1143342	1623202	3/25/2016	270	24.00	
1143343	1623203	3/25/2016	270	24.00	
1143344	1623204	3/25/2016	270	24.00	
1143289	1623148	3/25/2016	270	7.60	
1143275	1623149	3/25/2016	270	7.60	
1143286	1623150	3/25/2016	270	4.80	
1143261	DFA EFT REV 3/25/	3/25/2016	270		61,938.49
1143262	162700302	3/25/2016	270		163,560,862.69
1143223	162700301	3/25/2016	270		69,687,000.00
1143775	162600301	3/28/2016	270	87,000,000.00	
1143749	162700305	3/28/2016	270	83,355,880.24	
1143680	162700307 AIRS TA	3/28/2016	270	37,835,136.44	

Run Date: 6/30/2016
 Run Time: 2:55:37PM

Demand Account Activity

Start Date: 7/1/2015 End Date: 6/30/2016

Page: 280
 User: 0

Jnl. Entry	Ref #	Trx. Date	Ledger	Debit Amount	Credit Amount
1143424	163000303	3/28/2016	270	13,000,000.00	
1143706	1623289	3/28/2016	270	1,941,670.63	
1143756	1623330	3/28/2016	270	1,344,000.00	
1143769	162300301	3/28/2016	270	1,000,000.00	
1143768	1623339	3/28/2016	270	562,656.33	
1143724	1623306	3/28/2016	270	438,206.69	
1143414	1623249	3/28/2016	270	198,733.00	
1143725	1623307	3/28/2016	270	192,966.60	
1143742	1623329	3/28/2016	270	101,700.00	
1143766	1623335	3/28/2016	270	91,449.77	
1143715	1623322	3/28/2016	270	88,531.50	
1143710	1623294	3/28/2016	270	73,955.79	
1143407	1623255	3/28/2016	270	44,043.24	
1143404	1623254	3/28/2016	270	24,084.01	
1143758	1623333	3/28/2016	270	19,360.00	
1143412	1623261	3/28/2016	270	18,845.52	
1143399	1623257	3/28/2016	270	18,844.90	
1143705	1623288	3/28/2016	270	18,477.33	
1143729	1623325	3/28/2016	270	17,729.61	
1143770	1623343	3/28/2016	270	17,545.00	
1143416	1623262	3/28/2016	270	17,314.06	
1143410	1623256	3/28/2016	270	16,450.62	
1143707	1623290	3/28/2016	270	16,226.92	
1143728	1623308	3/28/2016	270	15,804.04	
1143709	1623293	3/28/2016	270	13,920.66	
1143764	1623334	3/28/2016	270	12,503.22	
1143686	1623271	3/28/2016	270	12,236.77	
1143417	1623263	3/28/2016	270	9,373.44	
1143684	162700310 AIRS DE	3/28/2016	270	7,006.94	
1143687	1623272	3/28/2016	270	6,237.50	
1143730	1623309	3/28/2016	270	4,459.25	
1143403	1623258	3/28/2016	270	4,399.93	
1143418	1623264	3/28/2016	270	3,805.40	
1143733	1623311	3/28/2016	270	3,058.64	
1143735	1623312	3/28/2016	270	2,969.00	
1143737	1623313	3/28/2016	270	2,122.41	
1143734	1623321	3/28/2016	270	2,044.00	
1143718	1623305	3/28/2016	270	1,516.48	
1143695	1623277	3/28/2016	270	1,365.00	
1143743	1623291	3/28/2016	270	1,269.50	
1143697	1623279	3/28/2016	270	1,098.00	
1143723	1623323	3/28/2016	270	922.90	
1143692	1623283	3/28/2016	270	861.00	
1143393	1623253	3/28/2016	270	800.00	
1143738	1623314	3/28/2016	270	754.93	
1143683	162700309 AIRS DE	3/28/2016	270	624.65	
1143708	1623292	3/28/2016	270	541.78	
1143731	1623320	3/28/2016	270	520.00	
1143688	1623273	3/28/2016	270	500.00	
1143727	1623324	3/28/2016	270	455.00	
1143739	1623315	3/28/2016	270	450.83	
1143401	1623250	3/28/2016	270	400.00	
1143681	162700308 AIRS TA	3/28/2016	270	397.00	
1143740	1623316	3/28/2016	270	331.59	
1143696	1623278	3/28/2016	270	270.00	
1143402	1623251	3/28/2016	270	200.00	

Run Date: 6/30/2016
 Run Time: 2:55:37PM

Demand Account Activity

Page: 281
 User: 0

Start Date: 7/1/2015 End Date: 6/30/2016

Jnl. Entry	Ref #	Trx. Date	Ledger	Debit Amount	Credit Amount
1143405	1623252	3/28/2016	270	160.00	
1143413	1623248	3/28/2016	270	150.00	
1143419	1623265	3/28/2016	270	144.27	
1143698	1623280	3/28/2016	270	140.00	
1143757	1623331	3/28/2016	270	110.00	
1143741	1623317	3/28/2016	270	83.75	
1143411	1623247	3/28/2016	270	70.00	
1143722	1623318	3/28/2016	270	28.00	
1143726	1623319	3/28/2016	270	8.00	
1143690	1623274	3/28/2016	270	7.60	
1143693	1623275	3/28/2016	270	7.60	
1143694	1623276	3/28/2016	270	4.80	
1143422	DFA EFT REV 3/28/	3/28/2016	270		44,046.24
1143685	162700302	3/28/2016	270		221,354,728.87
1143746	162700303	3/28/2016	270		101,700.00
1143747	162700304	3/28/2016	270		1,198,826.67
1143426	162700301	3/28/2016	270		4,842,000.00
1144114	162700302	3/29/2016	270	146,770,111.11	
1143826	162700307 AIRS TA	3/29/2016	270	19,350,069.46	
1144150	1623425	3/29/2016	270	2,945,658.64	
1144151	1623426	3/29/2016	270	1,473,285.58	
1143813	1623405	3/29/2016	270	1,408,619.57	
1143807	1623368	3/29/2016	270	1,000,000.00	
1144133	1623413	3/29/2016	270	593,241.11	
1144165	1623440	3/29/2016	270	511,032.28	
1144131	1623409	3/29/2016	270	451,846.55	
1143827	162700308 AIRS TA	3/29/2016	270	245,729.15	
1144135	1623414	3/29/2016	270	159,304.08	
1144201	1623464	3/29/2016	270	121,000.00	
1144104	1623384	3/29/2016	270	26,159.03	
1144152	1623427	3/29/2016	270	16,833.08	
1144101	1623381	3/29/2016	270	14,307.50	
1144149	1623424	3/29/2016	270	12,512.30	
1144039	1623376	3/29/2016	270	12,025.00	
1144105	1623385	3/29/2016	270	12,014.73	
1144153	1623428	3/29/2016	270	10,323.79	
1144108	1623388	3/29/2016	270	7,030.78	
1144120	1623396	3/29/2016	270	6,647.00	
1144138	1623415	3/29/2016	270	5,816.83	
1144109	1623389	3/29/2016	270	5,377.53	
1144141	1623420	3/29/2016	270	5,365.13	
1144139	1623416	3/29/2016	270	4,386.45	
1143800	1623363	3/29/2016	270	3,914.32	
1144042	1623379	3/29/2016	270	3,385.00	
1144146	1623410	3/29/2016	270	3,363.58	
1144147	1623411	3/29/2016	270	2,783.50	
1144140	1623417	3/29/2016	270	2,484.29	
1143829	162700310 AIRS DE	3/29/2016	270	2,436.50	
1144126	1623401	3/29/2016	270	2,420.00	
1144148	1623412	3/29/2016	270	2,411.08	
1144038	1623375	3/29/2016	270	2,075.00	
1144142	1623421	3/29/2016	270	1,894.30	
1144106	1623386	3/29/2016	270	1,663.10	
1144134	1623418	3/29/2016	270	1,397.75	
1144154	1623429	3/29/2016	270	1,241.20	
1144037	1623374	3/29/2016	270	916.50	

Run Date: 6/30/2016
 Run Time: 2:55:37PM

Demand Account Activity

Start Date: 7/1/2015 End Date: 6/30/2016

Page: 282
 User: 0

Jnl. Entry	Ref #	Trx. Date	Ledger	Debit Amount	Credit Amount
1144128	1623403	3/29/2016	270	604.00	
1144122	1623397	3/29/2016	270	520.00	
1144127	1623402	3/29/2016	270	460.00	
1144136	1623419	3/29/2016	270	360.00	
1144207	1623470	3/29/2016	270	300.00	
1143805	1623366	3/29/2016	270	261.90	
1143814	1623373	3/29/2016	270	225.00	
1144041	1623378	3/29/2016	270	200.00	
1143803	1623364	3/29/2016	270	145.50	
1143806	1623367	3/29/2016	270	137.45	
1144107	1623387	3/29/2016	270	125.03	
1144129	1623404	3/29/2016	270	100.00	
1143828	162700309 AIRS DE	3/29/2016	270	89.07	
1144040	1623377	3/29/2016	270	75.00	
1144200	1623463	3/29/2016	270	72.86	
1143804	1623365	3/29/2016	270	67.90	
1144155	1623430	3/29/2016	270	65.39	
1144198	1623461	3/29/2016	270	54.00	
1144168	1623443	3/29/2016	270	50.00	
1144199	1623462	3/29/2016	270	28.34	
1144123	1623398	3/29/2016	270	22.80	
1144124	1623399	3/29/2016	270	22.80	
1144197	1623460	3/29/2016	270	16.28	
1144125	1623400	3/29/2016	270	14.40	
1144043	1623380	3/29/2016	270	11.50	
1144117	DFA EFT REV 3-29-	3/29/2016	270		5,793.00
1143817	162700301	3/29/2016	270		1,364,000.00
1144184	162700303	3/29/2016	270		7,991,388.89
1144185	162700304	3/29/2016	270		24,595,629.82
1144204	162700306	3/29/2016	270		141,000,000.00
1144552	162700302	3/30/2016	270	40,000,000.00	
1144537	162700307 AIRS TA	3/30/2016	270	4,083,632.85	
1144608	1623546	3/30/2016	270	2,294,321.30	
1144551	1623510	3/30/2016	270	1,103,642.12	
1144609	1623547	3/30/2016	270	1,071,942.44	
1144607	1623545	3/30/2016	270	758,018.58	
1144566	1623506	3/30/2016	270	503,117.55	
1144621	1623560	3/30/2016	270	379,280.81	
1144570	1623548	3/30/2016	270	243,702.55	
1144564	1623504	3/30/2016	270	236,877.75	
1144565	1623505	3/30/2016	270	163,975.00	
1144580	1623522	3/30/2016	270	87,808.73	
1144539	162700308 AIRS TA	3/30/2016	270	47,555.65	
1144631	1623567	3/30/2016	270	35,000.00	
1144617	1623556	3/30/2016	270	31,725.57	
1144610	1623549	3/30/2016	270	27,923.63	
1144581	1623523	3/30/2016	270	22,875.40	
1144541	162700309 AIRS DE	3/30/2016	270	22,304.78	
1144582	1623524	3/30/2016	270	20,114.15	
1144532	1623481	3/30/2016	270	17,707.75	
1144583	1623525	3/30/2016	270	16,479.11	
1144614	1623552	3/30/2016	270	13,214.44	
1144579	1623521	3/30/2016	270	11,790.28	
1144223	1623480	3/30/2016	270	11,783.69	
1144545	1623491	3/30/2016	270	8,082.83	
1144630	1623566	3/30/2016	270	7,937.49	

Run Date: 6/30/2016
 Run Time: 2:55:37PM

Demand Account Activity

Start Date: 7/1/2015 End Date: 6/30/2016

Page: 283
 User: 0

Jnl. Entry	Ref #	Trx. Date	Ledger	Debit Amount	Credit Amount
1144557	1623497	3/30/2016	270	5,638.75	
1144533	1623482	3/30/2016	270	5,000.00	
1144585	1623526	3/30/2016	270	2,262.40	
1144606	1623544	3/30/2016	270	2,209.55	
1144586	1623527	3/30/2016	270	2,185.00	
1144588	1623528	3/30/2016	270	2,082.00	
1144559	1623499	3/30/2016	270	1,745.00	
1144620	1623559	3/30/2016	270	1,723.75	
1144589	1623529	3/30/2016	270	1,705.40	
1144591	1623530	3/30/2016	270	1,493.40	
1144622	1623561	3/30/2016	270	1,223.29	
1144592	1623531	3/30/2016	270	1,184.80	
1144555	1623495	3/30/2016	270	1,171.25	
1144605	1623543	3/30/2016	270	920.94	
1144604	1623542	3/30/2016	270	577.50	
1144558	1623498	3/30/2016	270	450.00	
1144593	1623532	3/30/2016	270	443.00	
1144594	1623533	3/30/2016	270	435.00	
1144536	1623484	3/30/2016	270	400.00	
1144613	1623551	3/30/2016	270	396.93	
1144595	1623534	3/30/2016	270	360.00	
1144560	1623500	3/30/2016	270	340.00	
1144596	1623535	3/30/2016	270	285.00	
1144597	1623536	3/30/2016	270	280.00	
1144598	1623537	3/30/2016	270	240.00	
1144535	1623483	3/30/2016	270	180.00	
1144599	1623538	3/30/2016	270	171.00	
1144538	1623485	3/30/2016	270	160.00	
1144618	1623557	3/30/2016	270	150.97	
1144556	1623496	3/30/2016	270	140.00	
1144540	1623486	3/30/2016	270	125.00	
1144612	1623550	3/30/2016	270	106.91	
1144466	1623490	3/30/2016	270	80.00	
1144619	1623558	3/30/2016	270	25.68	
1144611	1623565	3/30/2016	270	20.62	
1144600	1623539	3/30/2016	270	16.00	
1144602	1623540	3/30/2016	270	8.00	
1144561	1623501	3/30/2016	270	7.60	
1144562	1623502	3/30/2016	270	7.60	
1144563	1623503	3/30/2016	270	4.80	
1144603	1623541	3/30/2016	270	1.00	
1144574	DFA EFT REV 3/30/	3/30/2016	270		68,438.60
1144523	162700301	3/30/2016	270		3,053,000.00
1144554	162700304	3/30/2016	270		31,865,012.66
1144601	162700306	3/30/2016	270		17,000,000.00
1145895	162700314	3/31/2016	270	96,321,000.00	
1145810	1623643	3/31/2016	270	49,379,137.22	
1145949	162700316	3/31/2016	270	24,000,000.00	
1145793	162700303	3/31/2016	270	8,000,000.00	
1145826	1623644	3/31/2016	270	2,850,136.16	
1145830	162700304EFT AIR!	3/31/2016	270	1,981,442.61	
1145841	1623648	3/31/2016	270	831,000.00	
1145805	1623642	3/31/2016	270	817,393.75	
1145914	1623734	3/31/2016	270	711,237.73	
1145749	1623599	3/31/2016	270	563,230.73	
1145791	162700302	3/31/2016	270	505,000.00	

Run Date: 6/30/2016
Run Time: 2:55:37PM

Demand Account Activity

Start Date: 7/1/2015 End Date: 6/30/2016

Page: 284
User: 0

Jnl. Entry	Ref #	Trx. Date	Ledger	Debit Amount	Credit Amount
1145744	1623593	3/31/2016	270	362,505.78	
1145944	1623743	3/31/2016	270	351,917.43	
1145746	1623595	3/31/2016	270	168,539.54	
1145750	1623600	3/31/2016	270	144,771.02	
1145896	1623744	3/31/2016	270	129,240.00	
1145751	1623601	3/31/2016	270	102,837.50	
1145834	162700305CC AIRS	3/31/2016	270	88,508.76	
1145916	1623738	3/31/2016	270	82,039.17	
1145739	1623588	3/31/2016	270	65,168.88	
1145870	1623680	3/31/2016	270	65,133.83	
1145752	1623602	3/31/2016	270	64,639.34	
1145753	1623603	3/31/2016	270	63,254.63	
1145754	1623604	3/31/2016	270	61,417.36	
1145828	1623645	3/31/2016	270	58,062.07	
1145755	1623605	3/31/2016	270	56,145.75	
1145756	1623606	3/31/2016	270	53,144.23	
1145757	1623607	3/31/2016	270	46,745.25	
1145743	1623592	3/31/2016	270	46,149.95	
1145758	1623608	3/31/2016	270	46,131.85	
1145740	1623589	3/31/2016	270	41,850.28	
1145917	1623739	3/31/2016	270	41,511.88	
1145759	1623609	3/31/2016	270	36,278.48	
1145760	1623610	3/31/2016	270	31,388.10	
1145831	1623646	3/31/2016	270	30,855.54	
1145871	1623681	3/31/2016	270	26,244.02	
1145872	1623682	3/31/2016	270	17,265.46	
1145768	1623619	3/31/2016	270	14,651.00	
1145761	1623611	3/31/2016	270	12,427.10	
1145881	1623691	3/31/2016	270	10,821.69	
1145836	1623647	3/31/2016	270	6,219.88	
1145879	1623689	3/31/2016	270	6,172.72	
1145869	1623679	3/31/2016	270	3,946.87	
1145774	1623624	3/31/2016	270	3,740.00	
1145868	1623678	3/31/2016	270	2,779.04	
1145908	1623732	3/31/2016	270	2,520.00	
1145880	1623690	3/31/2016	270	2,357.75	
1145747	1623596	3/31/2016	270	2,191.88	
1145742	1623591	3/31/2016	270	1,915.39	
1145878	1623688	3/31/2016	270	1,819.50	
1145737	1623597	3/31/2016	270	1,731.13	
1145776	1623626	3/31/2016	270	1,676.75	
1145873	1623683	3/31/2016	270	1,600.13	
1145874	1623684	3/31/2016	270	1,403.00	
1145912	1623733	3/31/2016	270	1,260.00	
1145919	1623740	3/31/2016	270	1,249.43	
1145769	1623620	3/31/2016	270	1,160.00	
1145875	1623685	3/31/2016	270	978.05	
1145842	1623649	3/31/2016	270	850.00	
1145948	1623707	3/31/2016	270	757.75	
1145775	1623625	3/31/2016	270	730.00	
1145897	1623715	3/31/2016	270	570.00	
1145883	1623692	3/31/2016	270	567.50	
1145906	1623719	3/31/2016	270	414.00	
1145844	1623650	3/31/2016	270	400.00	
1145846	1623651	3/31/2016	270	350.00	
1145910	1623722	3/31/2016	270	332.90	

Run Date: 6/30/2016
 Run Time: 2:55:37PM

Demand Account Activity

Page: 285
 User: 0

Start Date: 7/1/2015 End Date: 6/30/2016

Jnl. Entry	Ref #	Trx. Date	Ledger	Debit Amount	Credit Amount
1145887	1623723	3/31/2016	270	332.10	
1145748	1623598	3/31/2016	270	310.97	
1145888	1623724	3/31/2016	270	303.94	
1145838	162700306IFTA CC	3/31/2016	270	270.88	
1145933	1623706	3/31/2016	270	230.00	
1145866	1623676	3/31/2016	270	200.00	
1145778	1623627	3/31/2016	270	170.00	
1145745	1623594	3/31/2016	270	155.94	
1145892	1623714	3/31/2016	270	118.00	
1145890	1623725	3/31/2016	270	108.00	
1145909	1623720	3/31/2016	270	108.00	
1145934	1623708	3/31/2016	270	106.00	
1145891	1623726	3/31/2016	270	96.00	
1144665	1623587	3/31/2016	270	90.00	
1145905	1623731	3/31/2016	270	80.00	
1145935	1623709	3/31/2016	270	80.00	
1145937	1623710	3/31/2016	270	80.00	
1145939	1623711	3/31/2016	270	76.00	
1145903	1623718	3/31/2016	270	75.00	
1145893	1623727	3/31/2016	270	72.00	
1145940	1623712	3/31/2016	270	48.00	
1145770	1623621	3/31/2016	270	38.00	
1145771	1623622	3/31/2016	270	38.00	
1145898	1623716	3/31/2016	270	37.01	
1145867	1623677	3/31/2016	270	30.00	
1145876	1623686	3/31/2016	270	28.00	
1145773	1623623	3/31/2016	270	24.00	
1145894	1623728	3/31/2016	270	24.00	
1145942	1623713	3/31/2016	270	24.00	
1145901	1623717	3/31/2016	270	12.75	
1145899	1623729	3/31/2016	270	9.70	
1145877	1623687	3/31/2016	270	8.00	
1145904	1623730	3/31/2016	270	4.25	
1145911	1623721	3/31/2016	270	4.00	
1145741	1623590	3/31/2016	270	0.05	
1145735	8006384 EFT REV C	3/31/2016	270		2,061.39
1145732	162700301	3/31/2016	270		105,000.00
1145795	162700307	3/31/2016	270		40,000.00
1145902	162700316	3/31/2016	270		10,004,166.67
1145951	162700317	3/31/2016	270		124,000,000.00
1145952	062700318	3/31/2016	270		30,189,672.00
1145950	162700320	3/31/2016	270		24,000,000.00
1146659	162600402	4/1/2016	270	79,000,000.00	
1146627	162700406	4/1/2016	270	46,351,382.90	
1146628	163000404	4/1/2016	270	11,000,000.00	
1146561	162700401	4/1/2016	270	5,908,551.00	
1146649	1623835	4/1/2016	270	2,905,000.00	
1146606	1623801	4/1/2016	270	696,266.88	
1146601	1623796	4/1/2016	270	334,720.25	
1146607	1623802	4/1/2016	270	303,256.47	
1146602	1623797	4/1/2016	270	213,775.69	
1146652	1623838	4/1/2016	270	187,889.51	
1146657	1623843	4/1/2016	270	91,362.50	
1146632	1623825	4/1/2016	270	66,721.98	
1146604	1623799	4/1/2016	270	65,185.62	
1146587	1623791	4/1/2016	270	47,375.20	

Run Date: 6/30/2016
 Run Time: 2:55:37PM

Demand Account Activity

Start Date: 7/1/2015 End Date: 6/30/2016

Page: 286
 User: 0

Jnl. Entry	Ref #	Trx. Date	Ledger	Debit Amount	Credit Amount
1146614	1623809	4/1/2016	270	42,628.12	
1146645	1623834	4/1/2016	270	34,118.08	
1146610	1623805	4/1/2016	270	33,495.36	
1146600	1623795	4/1/2016	270	29,278.97	
1146581	1623785	4/1/2016	270	23,044.08	
1146656	1623842	4/1/2016	270	22,922.62	
1146577	1623779	4/1/2016	270	20,587.39	
1146578	1623780	4/1/2016	270	19,757.75	
1146653	1623839	4/1/2016	270	17,953.84	
1145997	1623781	4/1/2016	270	17,063.08	
1146613	1623808	4/1/2016	270	16,806.46	
1146572	1623782	4/1/2016	270	16,175.25	
1146576	1623783	4/1/2016	270	16,152.32	
1146579	1623784	4/1/2016	270	15,906.00	
1146605	1623800	4/1/2016	270	14,253.18	
1146575	1623778	4/1/2016	270	13,985.29	
1146563	1623770	4/1/2016	270	12,757.24	
1146588	1623792	4/1/2016	270	8,309.80	
1146611	1623806	4/1/2016	270	7,263.95	
1146573	1623776	4/1/2016	270	4,970.00	
1146654	1623840	4/1/2016	270	3,632.16	
1146557	1623769	4/1/2016	270	3,193.46	
1146582	1623786	4/1/2016	270	2,462.75	
1146583	1623787	4/1/2016	270	1,934.00	
1146565	1623771	4/1/2016	270	1,715.50	
1146608	1623803	4/1/2016	270	1,691.56	
1146615	1623810	4/1/2016	270	1,676.20	
1146609	1623804	4/1/2016	270	1,605.47	
1146655	1623841	4/1/2016	270	1,485.03	
1146616	1623811	4/1/2016	270	787.50	
1146612	1623807	4/1/2016	270	757.33	
1146566	1623772	4/1/2016	270	350.00	
1146603	1623798	4/1/2016	270	277.64	
1146568	1623773	4/1/2016	270	242.50	
1146574	1623777	4/1/2016	270	200.00	
1146569	1623774	4/1/2016	270	102.00	
1146570	1623775	4/1/2016	270	36.83	
1146650	1623836	4/1/2016	270	25.50	
1146651	1623837	4/1/2016	270	17.00	
1146624	162700404	4/1/2016	270		271.00
1146626	162700405	4/1/2016	270		146,947,858.98
1146562	162700402	4/1/2016	270		500,000.00
1147115	162600401	4/4/2016	270	51,000,000.00	
1146678	162700402	4/4/2016	270	11,342,728.00	
1146683	162700407 AIRS TA	4/4/2016	270	9,161,190.74	
1146705	163000403	4/4/2016	270	5,000,000.00	
1147054	1623925	4/4/2016	270	1,599,163.38	
1147056	1623926	4/4/2016	270	1,492,120.61	
1146690	1623860	4/4/2016	270	1,152,500.00	
1146691	1623861	4/4/2016	270	994,500.00	
1147035	1623906	4/4/2016	270	397,066.04	
1146711	1623877	4/4/2016	270	340,816.01	
1147026	1623900	4/4/2016	270	305,497.29	
1147058	1623927	4/4/2016	270	262,769.17	
1146692	1623862	4/4/2016	270	217,000.00	
1147036	1623907	4/4/2016	270	167,020.69	

Run Date: 6/30/2016
 Run Time: 2:55:37PM

Demand Account Activity

Start Date: 7/1/2015 End Date: 6/30/2016

Page: 287
 User: 0

Jnl. Entry	Ref #	Trx. Date	Ledger	Debit Amount	Credit Amount
1146693	1623863	4/4/2016	270	155,500.00	
1146675	1623857	4/4/2016	270	139,899.19	
1147037	1623908	4/4/2016	270	127,426.23	
1147059	1623928	4/4/2016	270	120,622.78	
1147065	1623931	4/4/2016	270	111,642.74	
1147088	1623954	4/4/2016	270	89,837.73	
1147087	1623956	4/4/2016	270	74,128.51	
1146714	1623878	4/4/2016	270	74,020.53	
1146684	162700408 AIRS TA	4/4/2016	270	65,895.09	
1147092	1623957	4/4/2016	270	45,340.77	
1147038	1623909	4/4/2016	270	35,142.93	
1146671	1623854	4/4/2016	270	30,333.86	
1146672	1623855	4/4/2016	270	28,117.92	
1146694	1623864	4/4/2016	270	23,500.00	
1146689	1623859	4/4/2016	270	22,574.26	
1147089	1623955	4/4/2016	270	18,795.60	
1147064	1623930	4/4/2016	270	17,133.12	
1146695	1623865	4/4/2016	270	15,100.00	
1146688	1623858	4/4/2016	270	14,501.59	
1147109	1623975	4/4/2016	270	12,091.22	
1146696	1623866	4/4/2016	270	12,000.00	
1147032	1623948	4/4/2016	270	11,287.38	
1146669	1623852	4/4/2016	270	10,350.00	
1147053	1623924	4/4/2016	270	8,119.64	
1146894	1623882	4/4/2016	270	7,585.00	
1146686	162700410 AIRS DE	4/4/2016	270	6,180.86	
1146697	1623867	4/4/2016	270	6,100.00	
1147039	1623910	4/4/2016	270	5,624.00	
1146698	1623868	4/4/2016	270	5,400.00	
1146699	1623869	4/4/2016	270	4,900.00	
1147023	1623891	4/4/2016	270	4,541.25	
1147040	1623911	4/4/2016	270	4,342.25	
1147041	1623912	4/4/2016	270	4,266.00	
1147075	1623945	4/4/2016	270	4,017.85	
1147029	1623905	4/4/2016	270	3,877.96	
1147046	1623918	4/4/2016	270	3,404.88	
1146670	1623853	4/4/2016	270	3,322.00	
1147042	1623913	4/4/2016	270	3,201.25	
1147080	1623950	4/4/2016	270	2,845.75	
1147010	1623893	4/4/2016	270	2,610.00	
1147013	1623884	4/4/2016	270	2,520.00	
1147021	1623886	4/4/2016	270	2,012.25	
1146700	1623870	4/4/2016	270	2,000.00	
1146715	1623879	4/4/2016	270	1,988.86	
1146702	1623872	4/4/2016	270	1,737.75	
1147048	1623920	4/4/2016	270	1,132.30	
1147079	1623949	4/4/2016	270	1,029.76	
1146673	1623856	4/4/2016	270	990.00	
1147043	1623914	4/4/2016	270	956.93	
1146701	1623871	4/4/2016	270	900.00	
1146668	1623851	4/4/2016	270	870.00	
1147015	1623895	4/4/2016	270	719.75	
1147009	1623883	4/4/2016	270	600.00	
1147014	1623894	4/4/2016	270	510.00	
1147016	1623885	4/4/2016	270	480.00	
1147047	1623919	4/4/2016	270	445.00	

Run Date: 6/30/2016
 Run Time: 2:55:37PM

Demand Account Activity

Start Date: 7/1/2015 End Date: 6/30/2016

Page: 288
 User: 0

Jnl. Entry	Ref #	Trx. Date	Ledger	Debit Amount	Credit Amount
1147062	1623929	4/4/2016	270	425.63	
1147044	1623915	4/4/2016	270	366.00	
1146667	1623892	4/4/2016	270	350.00	
1147030	1623916	4/4/2016	270	229.00	
1147012	1623887	4/4/2016	270	220.00	
1146685	162700409 AIRS DE	4/4/2016	270	96.01	
1147045	1623917	4/4/2016	270	85.00	
1147024	1623896	4/4/2016	270	80.00	
1146708	1623874	4/4/2016	270	67.00	
1147083	1623953	4/4/2016	270	58.05	
1147017	1623888	4/4/2016	270	30.40	
1147019	1623889	4/4/2016	270	30.40	
1147011	1623898	4/4/2016	270	30.40	
1146666	1623897	4/4/2016	270	30.40	
1147020	1623890	4/4/2016	270	19.20	
1147018	1623899	4/4/2016	270	19.20	
1146707	1623873	4/4/2016	270	4.25	
1146677	162700401	4/4/2016	270		11,591,751.00
1146687	162700403	4/4/2016	270		55,104,080.60
1147084	Correct Journal Entr	4/4/2016	270		18,224,447.00
1147418	163000404	4/5/2016	270	10,000,000.00	
1147431	162700407 AIRS TA	4/5/2016	270	7,978,628.59	
1147516	162600401	4/5/2016	270	7,000,000.00	
1147465	1624018	4/5/2016	270	3,338,452.92	
1147419	162700401	4/5/2016	270	2,000,000.00	
1147466	1624019	4/5/2016	270	1,576,389.21	
1147511	162300401	4/5/2016	270	1,000,000.00	
1147409	1623987	4/5/2016	270	361,937.44	
1147467	1624020	4/5/2016	270	272,977.00	
1147489	1624036	4/5/2016	270	245,144.40	
1147495	1624058	4/5/2016	270	185,000.00	
1147457	1624011	4/5/2016	270	73,896.20	
1147462	1624016	4/5/2016	270	73,377.52	
1147459	1624013	4/5/2016	270	27,445.36	
1147432	162700408 AIRS TA	4/5/2016	270	26,703.48	
1147478	1624031	4/5/2016	270	21,741.12	
1147505	1624053	4/5/2016	270	16,160.00	
1147498	1624048	4/5/2016	270	13,598.92	
1147411	1623988	4/5/2016	270	12,500.00	
1147506	1624054	4/5/2016	270	9,119.96	
1147513	1624062	4/5/2016	270	8,298.83	
1147468	1624021	4/5/2016	270	7,719.77	
1147458	1624012	4/5/2016	270	5,873.95	
1147464	1624017	4/5/2016	270	5,480.76	
1147414	1623995	4/5/2016	270	3,872.25	
1147433	162700409 AIRS DE	4/5/2016	270	3,065.95	
1147455	1624009	4/5/2016	270	2,731.20	
1147444	1623997	4/5/2016	270	2,620.00	
1147479	1624032	4/5/2016	270	1,283.10	
1147447	1623999	4/5/2016	270	562.00	
1147446	1623998	4/5/2016	270	500.00	
1147122	1623986	4/5/2016	270	485.00	
1147461	1624015	4/5/2016	270	453.25	
1147119	1623982	4/5/2016	270	400.00	
1147456	1624010	4/5/2016	270	395.00	
1147443	1623996	4/5/2016	270	310.00	

Run Date: 6/30/2016
 Run Time: 2:55:37PM

Demand Account Activity

Start Date: 7/1/2015 End Date: 6/30/2016

Page: 289
 User: 0

Jnl. Entry	Ref #	Trx. Date	Ledger	Debit Amount	Credit Amount
1147501	1624049	4/5/2016	270	290.00	
1147491	1624037	4/5/2016	270	279.86	
1147504	1624052	4/5/2016	270	254.06	
1147508	1624055	4/5/2016	270	214.35	
1147121	1623984	4/5/2016	270	160.00	
1147460	1624014	4/5/2016	270	150.00	
1147448	1624000	4/5/2016	270	90.00	
1147469	1624022	4/5/2016	270	64.99	
1147502	1624050	4/5/2016	270	47.50	
1147449	1624001	4/5/2016	270	38.00	
1147450	1624002	4/5/2016	270	38.00	
1147451	1624003	4/5/2016	270	24.00	
1147120	1623983	4/5/2016	270	20.00	
1147503	1624051	4/5/2016	270	4.25	
1147440	DFA EFT REV 4/5/1	4/5/2016	270		33,885.60
1147420	162700402	4/5/2016	270		611,000.00
1147434	162700403	4/5/2016	270		33,108,386.81
1147755	162700407 AIRS TA	4/6/2016	270	11,935,708.49	
1147849	1624127	4/6/2016	270	6,692,268.35	
1147558	1624089	4/6/2016	270	3,662,329.33	
1147917	162300401	4/6/2016	270	3,000,000.00	
1147553	1624084	4/6/2016	270	2,543,466.20	
1147847	1624126	4/6/2016	270	2,083,745.30	
1147850	1624128	4/6/2016	270	819,635.48	
1147904	1624178	4/6/2016	270	628,113.98	
1147554	1624085	4/6/2016	270	336,853.06	
1147907	1624180	4/6/2016	270	126,008.02	
1147931	1624206	4/6/2016	270	125,726.34	
1147810	1624095	4/6/2016	270	125,082.10	
1147880	1624158	4/6/2016	270	114,175.11	
1147561	1624093	4/6/2016	270	61,036.27	
1147833	1624114	4/6/2016	270	41,833.46	
1147801	1692700408 AIRS T	4/6/2016	270	37,107.08	
1147876	1624154	4/6/2016	270	31,405.60	
1147807	1624094	4/6/2016	270	26,563.92	
1147559	1624090	4/6/2016	270	25,697.04	
1147906	1624179	4/6/2016	270	25,431.95	
1147836	1624115	4/6/2016	270	18,863.84	
1147811	1624096	4/6/2016	270	16,674.18	
1147908	1624181	4/6/2016	270	16,144.00	
1147555	1624086	4/6/2016	270	15,000.00	
1147877	1624155	4/6/2016	270	13,800.73	
1147535	1624074	4/6/2016	270	13,671.00	
1147851	1624129	4/6/2016	270	11,518.97	
1147890	1624164	4/6/2016	270	9,105.32	
1147909	1624182	4/6/2016	270	6,298.87	
1147837	1624116	4/6/2016	270	6,045.61	
1147878	1624156	4/6/2016	270	5,998.48	
1147838	1624117	4/6/2016	270	5,842.13	
1147902	1624176	4/6/2016	270	5,287.76	
1147852	1624130	4/6/2016	270	3,953.64	
1147901	1624175	4/6/2016	270	3,574.00	
1147816	1624101	4/6/2016	270	3,453.25	
1147839	1624118	4/6/2016	270	3,294.20	
1147903	1624177	4/6/2016	270	3,068.00	
1147891	1624165	4/6/2016	270	2,430.50	

Run Date: 6/30/2016
 Run Time: 2:55:37PM

Demand Account Activity

Start Date: 7/1/2015 End Date: 6/30/2016

Page: 290
 User: 0

Jnl. Entry	Ref #	Trx. Date	Ledger	Debit Amount	Credit Amount
1147860	1624138	4/6/2016	270	1,836.75	
1147820	1624103	4/6/2016	270	1,710.00	
1147874	1624152	4/6/2016	270	1,570.00	
1147879	1624157	4/6/2016	270	1,383.33	
1147803	162700410 AIRS DE	4/6/2016	270	1,155.99	
1147889	Back Out Journal Er	4/6/2016	270	965.47	
1147895	1624169	4/6/2016	270	933.60	
1147822	1624105	4/6/2016	270	612.25	
1147896	1624170	4/6/2016	270	548.00	
1147897	1624171	4/6/2016	270	544.17	
1147552	1624083	4/6/2016	270	500.00	
1147526	1624080	4/6/2016	270	469.25	
1147898	1624172	4/6/2016	270	469.00	
1147899	1624173	4/6/2016	270	463.00	
1147556	1624087	4/6/2016	270	426.88	
1147557	1624088	4/6/2016	270	420.00	
1147900	1624174	4/6/2016	270	343.69	
1147821	1624104	4/6/2016	270	330.00	
1147819	1624102	4/6/2016	270	270.00	
1147892	1624166	4/6/2016	270	230.00	
1147532	1624071	4/6/2016	270	225.00	
1147893	1624167	4/6/2016	270	205.00	
1147921	1624189	4/6/2016	270	160.13	
1147859	1624137	4/6/2016	270	160.00	
1147802	162700409 AIRS DE	4/6/2016	270	150.00	
1147883	1624163	4/6/2016	270	150.00	
1147528	1624082	4/6/2016	270	144.50	
1147525	1624079	4/6/2016	270	124.00	
1147894	1624168	4/6/2016	270	115.00	
1147854	1624131	4/6/2016	270	81.33	
1147823	1624106	4/6/2016	270	80.00	
1147533	1624072	4/6/2016	270	70.00	
1147824	1624107	4/6/2016	270	7.60	
1147825	1624108	4/6/2016	270	7.60	
1147922	1624190	4/6/2016	270	7.50	
1147826	1624109	4/6/2016	270	4.80	
1147831	DFA EFT REV 4/6/1	4/6/2016	270		4,960.00
1147828	162700402	4/6/2016	270		10,647,789.38
1147543	162700401	4/6/2016	270		3,662,329.33
1147943	VARIOUS CHARGE	4/6/2016	270		965.47
1147885	162700403	4/6/2016	270		18,533,622.38
1148310	1624281	4/7/2016	270	64,271,841.52	
1147969	163000404	4/7/2016	270	11,000,000.00	
1147989	162700402	4/7/2016	270	11,000,000.00	
1147979	162700407 AIRS TA	4/7/2016	270	6,820,481.24	
1148347	1624319	4/7/2016	270	1,878,000.00	
1148367	1624333	4/7/2016	270	573,724.81	
1148308	1624279	4/7/2016	270	301,427.50	
1148361	1624336	4/7/2016	270	212,071.00	
1148344	1624315	4/7/2016	270	130,423.00	
1147996	1624239	4/7/2016	270	43,798.68	
1147983	1624231	4/7/2016	270	30,765.26	
1148337	1624308	4/7/2016	270	26,347.35	
1148313	1624282	4/7/2016	270	24,175.80	
1147985	1624232	4/7/2016	270	24,054.55	
1148345	1624316	4/7/2016	270	20,804.64	

Run Date: 6/30/2016
 Run Time: 2:55:37PM

Demand Account Activity

Start Date: 7/1/2015 End Date: 6/30/2016

Page: 291
 User: 0

Jnl. Entry	Ref #	Trx. Date	Ledger	Debit Amount	Credit Amount
1148315	1624283	4/7/2016	270	16,305.13	
1148283	1624256	4/7/2016	270	15,459.25	
1148346	1624317	4/7/2016	270	14,606.54	
1147984	162700410 AIRS DE	4/7/2016	270	13,472.82	
1148309	1624280	4/7/2016	270	11,249.55	
1147987	1624233	4/7/2016	270	11,049.84	
1147988	1624234	4/7/2016	270	10,680.33	
1148005	1624248	4/7/2016	270	10,517.54	
1148335	1624306	4/7/2016	270	9,739.30	
1147990	1624235	4/7/2016	270	6,196.38	
1148366	1624332	4/7/2016	270	4,954.00	
1147980	1624230	4/7/2016	270	4,807.43	
1148285	1624258	4/7/2016	270	4,515.00	
1148363	1624329	4/7/2016	270	4,471.75	
1148316	1624284	4/7/2016	270	2,969.00	
1148318	1624285	4/7/2016	270	2,802.89	
1148338	1624309	4/7/2016	270	2,326.40	
1148320	1624286	4/7/2016	270	1,962.74	
1148323	1624287	4/7/2016	270	1,680.00	
1148287	1624260	4/7/2016	270	1,612.00	
1148365	1624331	4/7/2016	270	1,610.38	
1148325	1624288	4/7/2016	270	1,589.58	
1148009	1624289	4/7/2016	270	1,411.87	
1148284	1624257	4/7/2016	270	1,230.00	
1148329	1624290	4/7/2016	270	1,105.00	
1147991	1624236	4/7/2016	270	1,025.50	
1147940	1624225	4/7/2016	270	885.65	
1148286	1624259	4/7/2016	270	870.00	
1147982	162700409 AIRS DE	4/7/2016	270	806.38	
1147981	162700408 AIRS TA	4/7/2016	270	800.00	
1148002	1624245	4/7/2016	270	727.50	
1148330	1624291	4/7/2016	270	678.72	
1148339	1624310	4/7/2016	270	649.87	
1147946	1624229	4/7/2016	270	412.29	
1147942	1624226	4/7/2016	270	344.67	
1147944	1624227	4/7/2016	270	340.00	
1148003	1624246	4/7/2016	270	329.75	
1147993	1624237	4/7/2016	270	304.46	
1148336	1624307	4/7/2016	270	240.00	
1148288	1624261	4/7/2016	270	160.00	
1148331	1624292	4/7/2016	270	150.43	
1148364	1624330	4/7/2016	270	119.75	
1147961	1624220	4/7/2016	270	100.00	
1147995	1624238	4/7/2016	270	52.33	
1148004	1624247	4/7/2016	270	38.25	
1147945	1624228	4/7/2016	270	34.52	
1147962	1624221	4/7/2016	270	28.15	
1148289	1624262	4/7/2016	270	22.80	
1148290	1624263	4/7/2016	270	22.80	
1147963	1624222	4/7/2016	270	21.87	
1147965	1624223	4/7/2016	270	21.35	
1147841	1624224	4/7/2016	270	18.19	
1148332	1624293	4/7/2016	270	16.00	
1148333	1624294	4/7/2016	270	16.00	
1148291	1624264	4/7/2016	270	14.40	
1148334	1624295	4/7/2016	270	8.00	

Run Date: 6/30/2016
 Run Time: 2:55:37PM

Demand Account Activity

Start Date: 7/1/2015 End Date: 6/30/2016

Page: 292
 User: 0

Jnl. Entry	Ref #	Trx. Date	Ledger	Debit Amount	Credit Amount
1147948	DFA EFT REV 4/7/1	4/7/2016	270		29,900.07
1147970	162700401	4/7/2016	270		1,811,262.00
1147998	162700403	4/7/2016	270		11,000,000.00
1147999	162700404	4/7/2016	270		39,773,206.95
1148296	162700405	4/7/2016	270		29,625,079.83
1148373	162300402	4/7/2016	270		14,000,000.00
1148390	162700403	4/8/2016	270	79,800,000.00	
1148388	162700401	4/8/2016	270	77,225,000.00	
1148878	162600401	4/8/2016	270	47,000,000.00	
1148386	163000403	4/8/2016	270	14,000,000.00	
1148387	163000404	4/8/2016	270	14,000,000.00	
1148403	163000409 AIRS TA	4/8/2016	270	8,397,567.51	
1148392	162700405	4/8/2016	270	4,245,796.63	
1148796	1624400	4/8/2016	270	1,258,343.56	
1148794	1624419	4/8/2016	270	551,239.23	
1148835	1624458	4/8/2016	270	365,476.77	
1148377	1624340	4/8/2016	270	272,339.00	
1148799	1624420	4/8/2016	270	134,632.60	
1148404	162700408 AIRS TA	4/8/2016	270	103,638.29	
1148798	1624402	4/8/2016	270	60,693.98	
1148734	1624343	4/8/2016	270	60,270.12	
1148795	1624399	4/8/2016	270	57,429.70	
1148802	1624403	4/8/2016	270	45,937.54	
1148764	1624373	4/8/2016	270	40,212.30	
1148736	1624344	4/8/2016	270	38,653.18	
1148785	1624417	4/8/2016	270	37,301.30	
1148739	1624345	4/8/2016	270	31,708.00	
1148391	162700404	4/8/2016	270	29,750.00	
1148800	1624421	4/8/2016	270	28,018.02	
1148729	1624352	4/8/2016	270	26,922.12	
1148382	1624341	4/8/2016	270	17,323.00	
1148801	1624422	4/8/2016	270	16,486.41	
1148732	1624353	4/8/2016	270	12,694.51	
1148380	1624346	4/8/2016	270	12,377.58	
1148762	1624380	4/8/2016	270	12,091.22	
1148728	1624342	4/8/2016	270	11,216.72	
1148826	1624452	4/8/2016	270	11,154.69	
1148879	1624474	4/8/2016	270	9,542.00	
1148862	1624465	4/8/2016	270	7,624.36	
1148804	1624404	4/8/2016	270	6,768.16	
1148770	1624374	4/8/2016	270	6,626.75	
1148788	1624396	4/8/2016	270	6,354.84	
1148787	1624395	4/8/2016	270	6,106.92	
1148727	1624347	4/8/2016	270	3,795.14	
1148406	162700410 AIRS DE	4/8/2016	270	3,672.70	
1148793	1624418	4/8/2016	270	3,233.53	
1148731	1624348	4/8/2016	270	3,064.34	
1148773	1624376	4/8/2016	270	2,490.00	
1148808	1624406	4/8/2016	270	2,008.70	
1148829	1624454	4/8/2016	270	1,793.75	
1148803	1624423	4/8/2016	270	1,570.06	
1148733	1624349	4/8/2016	270	1,405.04	
1148807	1624425	4/8/2016	270	983.92	
1148750	1624367	4/8/2016	270	974.00	
1148725	1624350	4/8/2016	270	853.37	
1148726	1624351	4/8/2016	270	840.00	

Run Date: 6/30/2016
 Run Time: 2:55:37PM

Demand Account Activity

Page: 293
 User: 0

Start Date: 7/1/2015 End Date: 6/30/2016

Jnl. Entry	Ref #	Trx. Date	Ledger	Debit Amount	Credit Amount
1148805	1624424	4/8/2016	270	795.67	
1148760	1624378	4/8/2016	270	782.25	
1148756	1624372	4/8/2016	270	665.00	
1148772	1624375	4/8/2016	270	530.00	
1148774	1624377	4/8/2016	270	480.00	
1148791	Back Out Journal Er	4/8/2016	270	475.00	
1148786	1624394	4/8/2016	270	455.90	
1148763	1624381	4/8/2016	270	450.00	
1148828	1624453	4/8/2016	270	299.54	
1148806	1624405	4/8/2016	270	290.00	
1148738	1624355	4/8/2016	270	271.40	
1148405	162700409 AIRS DE	4/8/2016	270	257.24	
1148748	1624363	4/8/2016	270	228.00	
1148797	1624401	4/8/2016	270	196.42	
1148810	1624426	4/8/2016	270	176.12	
1148819	1624427	4/8/2016	270	166.07	
1148740	1624356	4/8/2016	270	162.00	
1148880	1624477	4/8/2016	270	150.00	
1148741	1624357	4/8/2016	270	146.00	
1148761	1624379	4/8/2016	270	130.00	
1148751	1624366	4/8/2016	270	105.60	
1148765	1624382	4/8/2016	270	104.00	
1148882	1624479	4/8/2016	270	75.00	
1148778	1624480	4/8/2016	270	75.00	
1148881	1624481	4/8/2016	270	75.00	
1148836	1624459	4/8/2016	270	73.66	
1148743	1624358	4/8/2016	270	72.00	
1148883	1624475	4/8/2016	270	65.00	
1148737	1624354	4/8/2016	270	60.00	
1148744	1624359	4/8/2016	270	60.00	
1148831	1624455	4/8/2016	270	46.88	
1148747	1624362	4/8/2016	270	38.00	
1148745	1624360	4/8/2016	270	24.00	
1148746	1624361	4/8/2016	270	24.00	
1148833	1624456	4/8/2016	270	23.00	
1148834	1624457	4/8/2016	270	12.75	
1148749	1624364	4/8/2016	270	12.00	
1148874	1624476	4/8/2016	270	10.00	
1148389	162700402	4/8/2016	270		75,325,000.00
1148766	DFA EFT REV 4/8/1	4/8/2016	270		3,688.01
1148790	various chargebacks	4/8/2016	270		475.00
1148771	162700406	4/8/2016	270		173,149,502.94
1149307	162600401	4/11/2016	270	12,000,000.00	
1149304	162800401	4/11/2016	270	12,000,000.00	
1148903	163000403	4/11/2016	270	11,000,000.00	
1148898	162700407 AIRS TA	4/11/2016	270	5,881,894.45	
1149226	1624551	4/11/2016	270	2,700,740.61	
1149228	1624552	4/11/2016	270	791,859.72	
1149117	1624502	4/11/2016	270	487,562.14	
1148924	1624500	4/11/2016	270	458,980.00	
1149232	1624553	4/11/2016	270	412,090.00	
1149217	1624544	4/11/2016	270	264,995.43	
1149233	1624554	4/11/2016	270	247,333.20	
1149237	1624555	4/11/2016	270	238,174.61	
1149218	1624545	4/11/2016	270	200,717.34	
1149195	1624528	4/11/2016	270	190,480.58	

Run Date: 6/30/2016
Run Time: 2:55:37PM

Demand Account Activity

Start Date: 7/1/2015 End Date: 6/30/2016

Page: 294
User: 0

Jnl. Entry	Ref #	Trx. Date	Ledger	Debit Amount	Credit Amount
1149238	1624556	4/11/2016	270	187,328.95	
1148900	162700409 AIRS DE	4/11/2016	270	91,360.06	
1149235	1624583	4/11/2016	270	85,518.62	
1149220	1624546	4/11/2016	270	60,734.78	
1149221	1624547	4/11/2016	270	58,490.94	
1148899	162700408 AIRS TA	4/11/2016	270	46,738.86	
1149240	1624557	4/11/2016	270	44,708.01	
1148921	1624501	4/11/2016	270	44,501.67	
1149119	1624503	4/11/2016	270	36,235.92	
1149122	1624510	4/11/2016	270	31,784.58	
1149121	1624504	4/11/2016	270	31,015.70	
1149242	1624558	4/11/2016	270	30,918.93	
1149123	1624505	4/11/2016	270	20,291.05	
1149236	1624584	4/11/2016	270	15,005.07	
1149244	1624559	4/11/2016	270	14,936.86	
1149222	1624548	4/11/2016	270	12,789.87	
1149245	1624560	4/11/2016	270	6,575.00	
1149224	1624549	4/11/2016	270	5,430.00	
1148925	1624506	4/11/2016	270	4,400.03	
1149247	1624561	4/11/2016	270	4,006.45	
1149125	1624516	4/11/2016	270	3,981.75	
1149225	1624550	4/11/2016	270	3,639.70	
1149248	1624562	4/11/2016	270	3,537.60	
1149249	1624563	4/11/2016	270	2,810.83	
1149250	1624564	4/11/2016	270	2,508.00	
1149251	1624565	4/11/2016	270	2,477.49	
1149189	1624518	4/11/2016	270	2,090.00	
1149241	1624586	4/11/2016	270	2,082.93	
1149279	1624612	4/11/2016	270	1,626.00	
1149298	1624619	4/11/2016	270	1,330.00	
1149243	1624587	4/11/2016	270	1,236.00	
1149215	1624542	4/11/2016	270	1,000.00	
1148904	1624482	4/11/2016	270	970.00	
1149193	1624520	4/11/2016	270	936.50	
1148905	1624483	4/11/2016	270	776.00	
1149116	1624507	4/11/2016	270	732.92	
1149252	1624566	4/11/2016	270	522.50	
1149254	1624567	4/11/2016	270	458.54	
1149255	1624568	4/11/2016	270	428.50	
1149118	1624508	4/11/2016	270	420.00	
1149256	1624569	4/11/2016	270	419.00	
1149191	1624519	4/11/2016	270	400.00	
1149257	1624570	4/11/2016	270	376.17	
1149258	1624571	4/11/2016	270	332.24	
1149188	1624517	4/11/2016	270	330.00	
1149239	1624585	4/11/2016	270	300.00	
1149261	1624572	4/11/2016	270	216.00	
1149262	1624573	4/11/2016	270	215.00	
1149263	1624574	4/11/2016	270	210.46	
1149264	1624575	4/11/2016	270	201.00	
1149197	1624522	4/11/2016	270	147.00	
1149198	1624523	4/11/2016	270	146.00	
1149202	1624524	4/11/2016	270	121.00	
1149196	1624521	4/11/2016	270	120.00	
1149294	1624615	4/11/2016	270	108.58	
1149120	1624509	4/11/2016	270	100.39	

Run Date: 6/30/2016
 Run Time: 2:55:37PM

Demand Account Activity

Start Date: 7/1/2015 End Date: 6/30/2016

Page: 295
 User: 0

Jnl. Entry	Ref #	Trx. Date	Ledger	Debit Amount	Credit Amount
1149292	1624613	4/11/2016	270	75.00	
1149216	1624543	4/11/2016	270	75.00	
1149293	1624614	4/11/2016	270	50.00	
1149265	1624576	4/11/2016	270	45.00	
1149267	1624577	4/11/2016	270	44.11	
1149268	1624578	4/11/2016	270	40.00	
1149269	1624579	4/11/2016	270	20.00	
1149270	1624580	4/11/2016	270	16.00	
1149187	1624525	4/11/2016	270	15.20	
1149190	1624526	4/11/2016	270	15.20	
1149192	1624527	4/11/2016	270	9.60	
1149271	1624581	4/11/2016	270	8.00	
1148901	162700410 AIRS D€	4/11/2016	270	5.49	
1148902	162700411 AIRS D€	4/11/2016	270	5.00	
1149209	DFA EFT REV 4/11/	4/11/2016	270		4,919.35
1148889	162700401	4/11/2016	270		1,178,000.00
1149208	162700402	4/11/2016	270		14,799,588.89
1149212	162700403	4/11/2016	270		31,763,381.72
1149707	162600401	4/12/2016	270	22,000,000.00	
1149321	162700407 AIRS TA	4/12/2016	270	15,327,573.15	
1149616	163000404	4/12/2016	270	11,000,000.00	
1149717	162300401	4/12/2016	270	8,000,000.00	
1149650	1624694	4/12/2016	270	1,527,230.82	
1149639	1624678	4/12/2016	270	1,415,551.68	
1149651	1624695	4/12/2016	270	602,852.93	
1149645	1624690	4/12/2016	270	567,092.21	
1149722	1624753	4/12/2016	270	500,000.00	
1149647	1624691	4/12/2016	270	473,413.27	
1149337	1624634	4/12/2016	270	224,343.66	
1149682	1624729	4/12/2016	270	216,600.00	
1149310	162700401	4/12/2016	270	170,157.18	
1149652	1624696	4/12/2016	270	155,377.61	
1149331	1624629	4/12/2016	270	64,834.90	
1149690	1624730	4/12/2016	270	60,400.00	
1149653	1624697	4/12/2016	270	48,503.75	
1149342	1624640	4/12/2016	270	45,922.21	
1149322	162700408 AIRS TA	4/12/2016	270	38,816.50	
1149720	1624754	4/12/2016	270	36,051.17	
1149597	1624648	4/12/2016	270	34,505.45	
1149648	1624692	4/12/2016	270	29,797.85	
1149340	1624637	4/12/2016	270	23,422.50	
1149592	1624650	4/12/2016	270	22,957.14	
1149649	1624693	4/12/2016	270	21,294.03	
1149596	1624641	4/12/2016	270	17,948.54	
1149654	1624698	4/12/2016	270	17,065.28	
1149595	1624745	4/12/2016	270	16,450.00	
1149655	1624699	4/12/2016	270	15,160.71	
1149323	162700409 AIRS D€	4/12/2016	270	13,291.83	
1149598	1624642	4/12/2016	270	11,759.64	
1149640	1624679	4/12/2016	270	10,517.55	
1149591	1624644	4/12/2016	270	8,932.46	
1149659	1624703	4/12/2016	270	7,341.64	
1149671	1624714	4/12/2016	270	7,003.84	
1149641	1624681	4/12/2016	270	6,373.91	
1149612	1624662	4/12/2016	270	5,780.00	
1149634	1624673	4/12/2016	270	4,131.75	

Run Date: 6/30/2016
 Run Time: 2:55:37PM

Demand Account Activity

Page: 296
 User: 0

Start Date: 7/1/2015 End Date: 6/30/2016

Jnl. Entry	Ref #	Trx. Date	Ledger	Debit Amount	Credit Amount
1149656	1624700	4/12/2016	270	3,590.83	
1149661	1624705	4/12/2016	270	3,099.10	
1149672	1624715	4/12/2016	270	2,247.50	
1149594	1624645	4/12/2016	270	2,052.58	
1149329	1624646	4/12/2016	270	2,038.92	
1149590	1624643	4/12/2016	270	1,763.27	
1149632	1624671	4/12/2016	270	1,545.00	
1149325	162700410 AIRS DE	4/12/2016	270	1,479.01	
1149599	1624651	4/12/2016	270	970.00	
1149657	1624701	4/12/2016	270	669.60	
1149660	1624704	4/12/2016	270	517.50	
1149630	1624746	4/12/2016	270	509.60	
1149617	1624663	4/12/2016	270	500.00	
1149628	1624669	4/12/2016	270	344.50	
1149635	1624674	4/12/2016	270	330.00	
1149633	1624672	4/12/2016	270	300.00	
1149338	1624635	4/12/2016	270	242.50	
1149718	1624752	4/12/2016	270	200.00	
1149715	1624747	4/12/2016	270	150.00	
1149589	1624649	4/12/2016	270	137.50	
1149600	1624652	4/12/2016	270	125.87	
1149719	1624749	4/12/2016	270	112.00	
1149721	1624750	4/12/2016	270	106.00	
1149716	1624748	4/12/2016	270	96.80	
1149631	1624670	4/12/2016	270	90.00	
1149673	1624716	4/12/2016	270	48.50	
1149670	1624713	4/12/2016	270	47.56	
1149658	1624702	4/12/2016	270	28.82	
1149593	1624647	4/12/2016	270	26.67	
1149696	1624741	4/12/2016	270	12.75	
1149636	1624675	4/12/2016	270	7.60	
1149637	1624676	4/12/2016	270	7.60	
1149638	1624677	4/12/2016	270	4.80	
1149703	1624751	4/12/2016	270	2.00	
1149615	DFA EFT REV 4/12/	4/12/2016	270		8,021.62
1149614	162700402	4/12/2016	270		39,147,991.62
1149620	162700403	4/12/2016	270		23,551,823.89
1150059	1624770	4/13/2016	270	38,078,624.32	
1149751	162700407 AIRS TA	4/13/2016	270	32,250,228.35	
1150154	163000405	4/13/2016	270	13,000,000.00	
1150181	162600401	4/13/2016	270	10,000,000.00	
1150127	1624830	4/13/2016	270	2,444,013.62	
1150125	1624828	4/13/2016	270	1,258,462.09	
1150171	1624871	4/13/2016	270	150,000.00	
1150128	1624831	4/13/2016	270	128,381.89	
1150124	1624827	4/13/2016	270	77,771.00	
1149738	1624769	4/13/2016	270	30,000.00	
1150129	1624832	4/13/2016	270	27,507.54	
1150110	1624815	4/13/2016	270	19,744.46	
1150133	1624836	4/13/2016	270	18,115.00	
1150130	1624833	4/13/2016	270	11,166.74	
1150131	1624834	4/13/2016	270	10,694.96	
1150092	1624802	4/13/2016	270	10,402.63	
1150104	1624851	4/13/2016	270	9,446.56	
1150064	1624775	4/13/2016	270	6,827.25	
1150091	1624801	4/13/2016	270	6,285.60	

Run Date: 6/30/2016
 Run Time: 2:55:37PM

Demand Account Activity

Page: 297
 User: 0

Start Date: 7/1/2015 End Date: 6/30/2016

Jnl. Entry	Ref #	Trx. Date	Ledger	Debit Amount	Credit Amount
1150060	1624771	4/13/2016	270	5,993.17	
1150084	1624795	4/13/2016	270	5,399.50	
1150093	1624803	4/13/2016	270	4,655.51	
1150086	1624797	4/13/2016	270	1,795.00	
1150169	1624870	4/13/2016	270	1,677.41	
1150134	1624837	4/13/2016	270	1,267.25	
1150126	1624829	4/13/2016	270	1,260.06	
1150109	1624814	4/13/2016	270	1,047.00	
1150132	1624835	4/13/2016	270	1,015.37	
1150145	1624852	4/13/2016	270	973.60	
1149753	162700409 AIRS DE	4/13/2016	270	912.87	
1150147	1624853	4/13/2016	270	800.00	
1150088	1624799	4/13/2016	270	771.75	
1150071	1624781	4/13/2016	270	700.00	
1150112	1624816	4/13/2016	270	545.00	
1150069	1624779	4/13/2016	270	450.00	
1150085	1624796	4/13/2016	270	420.00	
1149754	162700410 AIRS DE	4/13/2016	270	390.00	
1150087	1624798	4/13/2016	270	350.00	
1150067	1624777	4/13/2016	270	350.00	
1150068	1624778	4/13/2016	270	320.00	
1150148	1624854	4/13/2016	270	300.28	
1150162	1624869	4/13/2016	270	250.00	
1150063	1624774	4/13/2016	270	242.50	
1150070	1624780	4/13/2016	270	160.00	
1150066	1624776	4/13/2016	270	147.25	
1150061	1624772	4/13/2016	270	141.75	
1149752	162700408 AIRS TA	4/13/2016	270	92.00	
1150090	1624800	4/13/2016	270	90.00	
1150062	1624773	4/13/2016	270	34.00	
1150082	1624793	4/13/2016	270	15.20	
1150077	1624792	4/13/2016	270	15.20	
1150083	1624794	4/13/2016	270	9.60	
1149745	DFA EFT REV 4/13/	4/13/2016	270		4,759.55
1149742	162700401	4/13/2016	270		38,078,624.32
1150065	162700402	4/13/2016	270		39,810,569.45
1150080	162700403	4/13/2016	270		18,523,116.13
1150182	162700415	4/13/2016	270		794,000.00
1151334	1624945	4/14/2016	270	234,852,026.53	
1151265	162700407 AIRS TA	4/14/2016	270	41,403,994.94	
1151300	1624946	4/14/2016	270	5,373,831.47	
1151255	162700402	4/14/2016	270	1,748,000.00	
1151384	1624987	4/14/2016	270	861,326.96	
1151331	1624942	4/14/2016	270	815,198.49	
1151336	1624947	4/14/2016	270	465,852.35	
1151350	1624976	4/14/2016	270	345,360.98	
1151311	1624923	4/14/2016	270	326,238.03	
1151266	162700408 AIRS TA	4/14/2016	270	183,772.93	
1151383	1624986	4/14/2016	270	179,750.00	
1151337	1624948	4/14/2016	270	179,299.08	
1151278	1624889	4/14/2016	270	178,891.21	
1151339	1624949	4/14/2016	270	174,260.98	
1151332	1624943	4/14/2016	270	128,105.12	
1151354	1624979	4/14/2016	270	90,245.89	
1151424	1625014	4/14/2016	270	84,987.09	
1151316	1624927	4/14/2016	270	67,399.43	

Run Date: 6/30/2016
 Run Time: 2:55:37PM

Demand Account Activity

Page: 298
 User: 0

Start Date: 7/1/2015 End Date: 6/30/2016

Jnl. Entry	Ref #	Trx. Date	Ledger	Debit Amount	Credit Amount
1151273	1624884	4/14/2016	270	62,832.58	
1151313	1624924	4/14/2016	270	62,282.50	
1151333	1624944	4/14/2016	270	57,823.61	
1151274	1624885	4/14/2016	270	52,050.71	
1151275	1624886	4/14/2016	270	51,665.77	
1151352	1624977	4/14/2016	270	51,091.81	
1151425	1625015	4/14/2016	270	45,421.10	
1151288	1624899	4/14/2016	270	42,237.85	
1151317	1624928	4/14/2016	270	39,774.19	
1151279	1624890	4/14/2016	270	35,888.52	
1151276	1624887	4/14/2016	270	35,235.30	
1151277	1624888	4/14/2016	270	20,144.60	
1151304	1624914	4/14/2016	270	15,059.25	
1151433	1625023	4/14/2016	270	14,957.71	
1151280	1624891	4/14/2016	270	9,856.11	
1151281	1624892	4/14/2016	270	9,325.61	
1151340	1624950	4/14/2016	270	6,235.19	
1151346	1624952	4/14/2016	270	5,927.77	
1151344	1624951	4/14/2016	270	4,205.88	
1151296	1624910	4/14/2016	270	4,170.00	
1151284	1624895	4/14/2016	270	4,152.27	
1151287	1624898	4/14/2016	270	3,785.22	
1151432	1625022	4/14/2016	270	3,575.00	
1150194	1624883	4/14/2016	270	3,486.42	
1151423	1625018	4/14/2016	270	3,457.04	
1151282	1624893	4/14/2016	270	2,889.80	
1151253	1624912	4/14/2016	270	2,074.50	
1151426	1625016	4/14/2016	270	1,984.75	
1151267	162700409 AIRS DE	4/14/2016	270	1,983.01	
1151349	1624954	4/14/2016	270	1,713.75	
1151298	1624915	4/14/2016	270	1,230.00	
1151301	1624911	4/14/2016	270	810.00	
1151293	1624905	4/14/2016	270	750.00	
1151353	1624978	4/14/2016	270	742.71	
1151429	1625019	4/14/2016	270	533.74	
1151286	1624897	4/14/2016	270	373.16	
1151289	1624900	4/14/2016	270	283.50	
1151347	1624953	4/14/2016	270	257.50	
1151290	1624901	4/14/2016	270	242.50	
1151302	1624913	4/14/2016	270	190.00	
1151430	1625020	4/14/2016	270	130.95	
1151421	1625021	4/14/2016	270	88.27	
1151271	1624896	4/14/2016	270	75.00	
1151283	1624894	4/14/2016	270	26.16	
1151427	1625017	4/14/2016	270	23.00	
1151294	EFT REV 0414 800€	4/14/2016	270		74,909.84
1151372	162700403	4/14/2016	270		162,820,756.88
1151373	162700404	4/14/2016	270		24,982,222.22
1151377	162700406	4/14/2016	270		14,179,990.15
1151254	162700401	4/14/2016	270		1,762,000.00
1151431	162600401	4/14/2016	270		84,000,000.00
1151892	162700414	4/15/2016	270	179,618,306.73	
1151911	162700416	4/15/2016	270	118,000,000.00	
1151821	162700409	4/15/2016	270	24,000,000.00	
1151795	162700401EFT AIR:	4/15/2016	270	19,704,412.75	
1151808	162700404	4/15/2016	270	13,000,000.00	

Run Date: 6/30/2016
 Run Time: 2:55:37PM

Demand Account Activity

Page: 299
 User: 0

Start Date: 7/1/2015 End Date: 6/30/2016

Jnl. Entry	Ref #	Trx. Date	Ledger	Debit Amount	Credit Amount
1151793	1625176	4/15/2016	270	10,157,456.12	
1151756	1625070	4/15/2016	270	10,074,145.80	
1151864	1625152	4/15/2016	270	3,571,532.53	
1151846	1625137	4/15/2016	270	1,987,785.64	
1151862	1625151	4/15/2016	270	1,919,998.71	
1151912	162700412	4/15/2016	270	1,000,000.00	
1151893	1625179	4/15/2016	270	410,000.00	
1151810	162700405	4/15/2016	270	401,496.90	
1151865	1625153	4/15/2016	270	308,502.65	
1151752	1625066	4/15/2016	270	261,287.36	
1151860	1625150	4/15/2016	270	198,361.74	
1151906	162700415	4/15/2016	270	173,211.47	
1151725	1625042	4/15/2016	270	133,099.31	
1151755	1625069	4/15/2016	270	115,000.00	
1151845	1625136	4/15/2016	270	72,113.11	
1151823	1625114	4/15/2016	270	60,132.30	
1151796	1625095	4/15/2016	270	52,797.12	
1151728	1625044	4/15/2016	270	45,479.30	
1151765	1625079	4/15/2016	270	45,230.16	
1151798	162700402CC AIRS	4/15/2016	270	45,208.85	
1151729	1625045	4/15/2016	270	44,976.20	
1151769	1625080	4/15/2016	270	35,616.66	
1151883	1625165	4/15/2016	270	34,855.50	
1151847	1625138	4/15/2016	270	31,146.96	
1151848	1625139	4/15/2016	270	27,938.60	
1151822	1625113	4/15/2016	270	26,704.67	
1151730	1625046	4/15/2016	270	24,407.32	
1151869	1625162	4/15/2016	270	21,775.00	
1151753	1625067	4/15/2016	270	18,737.56	
1151797	1625096	4/15/2016	270	15,485.13	
1151727	1625043	4/15/2016	270	14,304.00	
1151757	1625071	4/15/2016	270	12,959.53	
1151849	1625140	4/15/2016	270	8,218.09	
1151884	1625166	4/15/2016	270	7,854.00	
1151881	1625163	4/15/2016	270	7,323.50	
1151799	1625097	4/15/2016	270	6,857.72	
1151731	1625047	4/15/2016	270	6,013.60	
1151732	1625048	4/15/2016	270	5,222.00	
1151733	1625049	4/15/2016	270	4,543.97	
1151734	1625050	4/15/2016	270	4,347.60	
1151850	1625141	4/15/2016	270	3,775.48	
1151789	1625094	4/15/2016	270	3,127.33	
1151735	1625051	4/15/2016	270	3,013.75	
1151800	1625098	4/15/2016	270	2,810.83	
1151852	1625143	4/15/2016	270	2,803.24	
1151736	1625052	4/15/2016	270	2,794.00	
1151802	1625099	4/15/2016	270	2,781.70	
1151851	1625142	4/15/2016	270	2,495.20	
1151886	1625168	4/15/2016	270	2,395.00	
1151803	1625100	4/15/2016	270	1,580.00	
1151754	1625068	4/15/2016	270	1,576.00	
1151820	1625112	4/15/2016	270	1,370.55	
1151801	162700403IFTA AIR	4/15/2016	270	1,263.46	
1151804	1625101	4/15/2016	270	994.20	
1151805	1625102	4/15/2016	270	951.00	
1151853	1625144	4/15/2016	270	850.00	

Run Date: 6/30/2016
 Run Time: 2:55:37PM

Demand Account Activity

Start Date: 7/1/2015 End Date: 6/30/2016

Page: 300
 User: 0

Jnl. Entry	Ref #	Trx. Date	Ledger	Debit Amount	Credit Amount
1151889	1625170	4/15/2016	270	793.50	
1151885	1625167	4/15/2016	270	640.00	
1151738	1625053	4/15/2016	270	629.00	
1151856	1625147	4/15/2016	270	550.00	
1151806	1625103	4/15/2016	270	488.00	
1151882	1625164	4/15/2016	270	475.00	
1151888	1625169	4/15/2016	270	470.00	
1151740	1625058	4/15/2016	270	450.00	
1151745	1625059	4/15/2016	270	403.00	
1151807	1625104	4/15/2016	270	338.00	
1151818	1625111	4/15/2016	270	327.50	
1151746	1625060	4/15/2016	270	323.08	
1151809	1625105	4/15/2016	270	265.00	
1151747	1625061	4/15/2016	270	250.00	
1151857	1625148	4/15/2016	270	225.00	
1151855	1625146	4/15/2016	270	200.00	
1151748	1625062	4/15/2016	270	180.00	
1151858	1625149	4/15/2016	270	160.00	
1151811	1625106	4/15/2016	270	159.00	
1151749	1625063	4/15/2016	270	157.50	
1151773	1625172	4/15/2016	270	140.00	
1151894	1625171	4/15/2016	270	100.00	
1151812	1625107	4/15/2016	270	100.00	
1151750	1625064	4/15/2016	270	55.25	
1151751	1625065	4/15/2016	270	47.50	
1151854	1625145	4/15/2016	270	40.00	
1151890	1625173	4/15/2016	270	38.00	
1151887	1625174	4/15/2016	270	38.00	
1151816	1625109	4/15/2016	270	36.00	
1151814	1625108	4/15/2016	270	36.00	
1151891	1625175	4/15/2016	270	24.00	
1151817	1625110	4/15/2016	270	4.00	
1151726	DFA EFT REV 4/15/	4/15/2016	270		3,385,179.87
1151819	162700408	4/15/2016	270		10,074,145.80
1151813	162700406	4/15/2016	270		2,060,000.00
1151877	162700411	4/15/2016	270		371,161,929.62
1152304	162700401EFT AIR!	4/18/2016	270	156,448,418.05	
1152307	1625250	4/18/2016	270	2,626,239.88	
1152351	1625283	4/18/2016	270	2,573,863.63	
1152263	1625219	4/18/2016	270	479,214.56	
1152282	1625230	4/18/2016	270	393,796.03	
1152284	1625231	4/18/2016	270	333,392.34	
1152352	1625284	4/18/2016	270	255,287.50	
1152306	1625249	4/18/2016	270	196,446.15	
1152298	1625251	4/18/2016	270	189,433.86	
1152283	1625232	4/18/2016	270	182,371.60	
1152308	1625252	4/18/2016	270	94,907.37	
1152337	162700402CC AIRS	4/18/2016	270	82,113.28	
1151916	1625192	4/18/2016	270	73,502.00	
1152309	1625253	4/18/2016	270	49,082.35	
1152256	1625212	4/18/2016	270	30,007.98	
1152285	1625233	4/18/2016	270	28,531.23	
1152287	1625234	4/18/2016	270	22,236.39	
1152354	1625286	4/18/2016	270	20,000.00	
1152355	1625287	4/18/2016	270	20,000.00	
1151934	1625207	4/18/2016	270	18,981.64	

Run Date: 6/30/2016
 Run Time: 2:55:37PM

Demand Account Activity

Page: 301
 User: 0

Start Date: 7/1/2015 End Date: 6/30/2016

Jnl. Entry	Ref #	Trx. Date	Ledger	Debit Amount	Credit Amount
1151922	1625229	4/18/2016	270	17,790.31	
1152252	1625208	4/18/2016	270	17,112.11	
1152358	1625290	4/18/2016	270	15,000.00	
1152264	1625220	4/18/2016	270	13,386.12	
1152253	1625209	4/18/2016	270	12,647.16	
1152293	1625239	4/18/2016	270	11,101.76	
1152265	1625221	4/18/2016	270	10,303.35	
1152254	1625210	4/18/2016	270	7,819.08	
1151917	1625193	4/18/2016	270	7,478.00	
1152340	162700403IFTA CC	4/18/2016	270	3,835.23	
1152356	1625288	4/18/2016	270	3,778.50	
1152255	1625211	4/18/2016	270	3,214.19	
1152266	1625222	4/18/2016	270	2,292.89	
1152313	1625256	4/18/2016	270	2,141.64	
1152353	1625285	4/18/2016	270	2,044.40	
1152288	1625235	4/18/2016	270	1,169.00	
1152311	1625255	4/18/2016	270	1,055.27	
1152294	1625240	4/18/2016	270	992.65	
1152267	1625223	4/18/2016	270	974.25	
1152291	1625237	4/18/2016	270	728.15	
1152310	1625254	4/18/2016	270	659.77	
1152292	1625238	4/18/2016	270	490.00	
1152289	1625236	4/18/2016	270	228.36	
1152257	1625213	4/18/2016	270	200.00	
1152357	1625289	4/18/2016	270	118.38	
1152262	1625218	4/18/2016	270	100.00	
1152258	1625214	4/18/2016	270	62.00	
1152259	1625215	4/18/2016	270	60.00	
1152260	1625216	4/18/2016	270	8.50	
1152341	162700404IRPCC A	4/18/2016	270	1.00	
1152303	DFA EFT REV 4/18/	4/18/2016	270		185,105.55
1152343	162700405	4/18/2016	270		1,817,000.00
1152345	162700407	4/18/2016	270		11,321,128.19
1152346	162700413	4/18/2016	270		31,917,092.69
1152286	162700417	4/18/2016	270		119,000,000.00
1152716	162700407 AIRS TA	4/19/2016	270	64,047,041.63	
1152834	1625442	4/19/2016	270	44,158,346.98	
1152794	163000406	4/19/2016	270	23,000,000.00	
1152807	1625399	4/19/2016	270	8,193,805.78	
1152841	1625425	4/19/2016	270	6,666,456.67	
1152810	1625400	4/19/2016	270	1,321,066.77	
1152705	162700402	4/19/2016	270	400,000.00	
1152729	1625325	4/19/2016	270	300,000.00	
1152814	1625401	4/19/2016	270	222,895.74	
1152741	1625342	4/19/2016	270	189,500.00	
1152738	1625341	4/19/2016	270	113,000.00	
1152815	1625402	4/19/2016	270	86,610.52	
1152733	1625337	4/19/2016	270	82,843.77	
1152816	1625403	4/19/2016	270	65,574.53	
1152845	1625429	4/19/2016	270	59,505.05	
1152817	1625404	4/19/2016	270	54,821.26	
1152844	1625428	4/19/2016	270	47,675.40	
1152737	1625340	4/19/2016	270	46,000.00	
1152818	1625405	4/19/2016	270	32,194.20	
1152745	1625332	4/19/2016	270	23,510.64	
1152735	1625339	4/19/2016	270	22,500.00	

Run Date: 6/30/2016
Run Time: 2:55:37PM

Demand Account Activity

Start Date: 7/1/2015 End Date: 6/30/2016

Page: 302
User: 0

Jnl. Entry	Ref #	Trx. Date	Ledger	Debit Amount	Credit Amount
1152823	1625410	4/19/2016	270	21,348.83	
1152813	1625392	4/19/2016	270	17,775.34	
1152824	1625411	4/19/2016	270	14,083.92	
1152732	1625336	4/19/2016	270	12,360.29	
1152747	1625333	4/19/2016	270	11,897.06	
1152702	1625334	4/19/2016	270	10,552.81	
1152736	1625327	4/19/2016	270	9,686.20	
1152761	1625351	4/19/2016	270	8,668.10	
1152751	1625393	4/19/2016	270	8,580.38	
1152839	1625423	4/19/2016	270	8,575.08	
1152840	1625424	4/19/2016	270	7,063.18	
1152731	1625335	4/19/2016	270	6,969.84	
1152795	1625394	4/19/2016	270	6,550.38	
1152766	1625356	4/19/2016	270	6,387.50	
1152796	1625395	4/19/2016	270	6,014.80	
1152798	1625396	4/19/2016	270	5,446.36	
1152843	1625427	4/19/2016	270	5,169.59	
1152809	1625389	4/19/2016	270	3,681.22	
1152775	1625365	4/19/2016	270	3,662.75	
1152742	1625329	4/19/2016	270	3,138.91	
1152717	162700408 AIRS DE	4/19/2016	270	2,946.64	
1152811	1625390	4/19/2016	270	2,809.92	
1152734	1625338	4/19/2016	270	2,800.00	
1152768	1625358	4/19/2016	270	2,470.00	
1152759	1625349	4/19/2016	270	2,321.80	
1152777	1625367	4/19/2016	270	2,300.00	
1152842	1625426	4/19/2016	270	2,152.50	
1152855	1625438	4/19/2016	270	2,000.00	
1152730	1625326	4/19/2016	270	1,994.52	
1152812	1625391	4/19/2016	270	1,549.00	
1152773	1625363	4/19/2016	270	1,346.50	
1152744	1625330	4/19/2016	270	1,272.90	
1152746	1625331	4/19/2016	270	1,211.00	
1152764	1625354	4/19/2016	270	1,183.00	
1152740	1625328	4/19/2016	270	1,025.50	
1152806	1625387	4/19/2016	270	779.86	
1152808	1625388	4/19/2016	270	659.67	
1152760	1625350	4/19/2016	270	632.50	
1152765	1625355	4/19/2016	270	500.00	
1152856	1625439	4/19/2016	270	488.16	
1152767	1625357	4/19/2016	270	470.00	
1152776	1625366	4/19/2016	270	430.00	
1152723	1625319	4/19/2016	270	400.00	
1152722	1625318	4/19/2016	270	375.00	
1152762	1625352	4/19/2016	270	320.00	
1152774	1625364	4/19/2016	270	290.00	
1152801	1625397	4/19/2016	270	240.08	
1152772	1625362	4/19/2016	270	240.00	
1152797	1625381	4/19/2016	270	226.85	
1152728	1625324	4/19/2016	270	200.00	
1152724	1625320	4/19/2016	270	150.00	
1152799	1625382	4/19/2016	270	129.34	
1152800	1625383	4/19/2016	270	125.00	
1152763	1625353	4/19/2016	270	120.00	
1152725	1625321	4/19/2016	270	100.00	
1152719	1625317	4/19/2016	270	75.00	

Run Date: 6/30/2016
 Run Time: 2:55:37PM

Demand Account Activity

Start Date: 7/1/2015 End Date: 6/30/2016

Page: 303
 User: 0

Jnl. Entry	Ref #	Trx. Date	Ledger	Debit Amount	Credit Amount
1152727	1625323	4/19/2016	270	75.00	
1152802	1625384	4/19/2016	270	40.00	
1152726	1625322	4/19/2016	270	20.00	
1152805	1625398	4/19/2016	270	17.75	
1152803	1625385	4/19/2016	270	8.00	
1152769	1625359	4/19/2016	270	7.60	
1152770	1625360	4/19/2016	270	7.60	
1152804	1625386	4/19/2016	270	5.42	
1152771	1625361	4/19/2016	270	4.80	
1152752	DFA EFT REV 4/19/	4/19/2016	270		32,172.00
1152704	162700401	4/19/2016	270		1,077,000.00
1152720	162700403	4/19/2016	270		761.82
1152756	162700404	4/19/2016	270		79,421,965.28
1152758	162700410	4/19/2016	270		24,107,418.62
1152792	162700409	4/19/2016	270		44,158,346.98
1153290	162600401	4/20/2016	270	36,000,000.00	
1152892	162700407 AIRS TA	4/20/2016	270	30,219,108.74	
1153243	162700405	4/20/2016	270	24,990,375.00	
1153255	163990410	4/20/2016	270	24,990,375.00	
1153155	163000404	4/20/2016	270	19,000,000.00	
1153178	1625476	4/20/2016	270	15,014,529.69	
1153291	162300401	4/20/2016	270	11,000,000.00	
1153170	1625472	4/20/2016	270	8,020,130.59	
1153235	1625533	4/20/2016	270	1,753,558.00	
1153190	1625530	4/20/2016	270	1,187,646.65	
1153239	1625537	4/20/2016	270	1,143,417.69	
1153234	1625532	4/20/2016	270	768,958.00	
1153213	1625511	4/20/2016	270	750,000.00	
1152883	162700402	4/20/2016	270	700,000.00	
1153231	1625529	4/20/2016	270	309,419.07	
1153220	1625518	4/20/2016	270	282,964.93	
1152893	162700408 AIRS TA	4/20/2016	270	255,406.08	
1153175	1625474	4/20/2016	270	211,541.03	
1153242	1625539	4/20/2016	270	123,871.00	
1153241	1625538	4/20/2016	270	121,638.23	
1152872	1625461	4/20/2016	270	106,585.00	
1153221	1625519	4/20/2016	270	103,682.34	
1153225	1625523	4/20/2016	270	62,770.21	
1153226	1625524	4/20/2016	270	56,993.06	
1153222	1625520	4/20/2016	270	49,970.40	
1153227	1625525	4/20/2016	270	49,967.45	
1153229	1625527	4/20/2016	270	39,738.96	
1153224	1625522	4/20/2016	270	35,424.67	
1153185	1625534	4/20/2016	270	22,657.38	
1153238	1625536	4/20/2016	270	14,030.09	
1152879	1625469	4/20/2016	270	10,480.12	
1153237	1625535	4/20/2016	270	8,454.15	
1153176	1625475	4/20/2016	270	7,113.50	
1153168	1625466	4/20/2016	270	6,157.75	
1152895	162700410 AIRS DE	4/20/2016	270	5,994.09	
1153223	1625521	4/20/2016	270	5,691.00	
1153289	1625573	4/20/2016	270	4,318.83	
1153228	1625526	4/20/2016	270	4,267.17	
1153172	1625473	4/20/2016	270	3,821.00	
1153211	1625509	4/20/2016	270	3,476.78	
1153160	1625479	4/20/2016	270	2,473.74	

Run Date: 6/30/2016
 Run Time: 2:55:37PM

Demand Account Activity

Page: 304
 User: 0

Start Date: 7/1/2015 End Date: 6/30/2016

Jnl. Entry	Ref #	Trx. Date	Ledger	Debit Amount	Credit Amount
1152894	162700409 AIRS DE	4/20/2016	270	1,919.51	
1153212	1625510	4/20/2016	270	1,778.05	
1153165	1625464	4/20/2016	270	1,710.00	
1153219	1625517	4/20/2016	270	1,527.24	
1153284	1625568	4/20/2016	270	1,195.44	
1153277	1625561	4/20/2016	270	778.00	
1153230	1625528	4/20/2016	270	732.94	
1153217	1625515	4/20/2016	270	665.00	
1153163	1625462	4/20/2016	270	649.00	
1153267	1625574	4/20/2016	270	622.00	
1153218	1625516	4/20/2016	270	520.00	
1153162	1625470	4/20/2016	270	517.81	
1153171	1625467	4/20/2016	270	490.00	
1153210	1625508	4/20/2016	270	457.50	
1153216	1625514	4/20/2016	270	457.00	
1153166	1625465	4/20/2016	270	330.00	
1153283	1625567	4/20/2016	270	272.50	
1153215	1625513	4/20/2016	270	239.50	
1153214	1625512	4/20/2016	270	218.25	
1153288	1625572	4/20/2016	270	190.00	
1153174	1625468	4/20/2016	270	177.75	
1153287	1625571	4/20/2016	270	131.75	
1153169	1625471	4/20/2016	270	127.45	
1153278	1625562	4/20/2016	270	118.00	
1153285	1625569	4/20/2016	270	88.00	
1153164	1625463	4/20/2016	270	80.00	
1153276	1625560	4/20/2016	270	70.00	
1153281	1625565	4/20/2016	270	54.00	
1153279	1625563	4/20/2016	270	54.00	
1153233	1625531	4/20/2016	270	53.83	
1153292	1625575	4/20/2016	270	35.00	
1153280	1625564	4/20/2016	270	24.00	
1153286	1625570	4/20/2016	270	12.00	
1153282	1625566	4/20/2016	270	8.00	
1153182	DFA EFT REV 4/20/	4/20/2016	270		7,710.96
1152882	162700401	4/20/2016	270		1,405,000.00
1152884	162700403	4/20/2016	270		8,020,130.59
1153240	162700404	4/20/2016	270		24,990,375.00
1153244	162700406	4/20/2016	270		119,868,838.67
1153254	162700411	4/20/2016	270		23,272,789.80
1153568	162700401	4/21/2016	270	103,781,000.00	
1153577	162700407 AIRS TA	4/21/2016	270	84,659,328.26	
1153666	1625668	4/21/2016	270	79,694,355.01	
1153677	162700405	4/21/2016	270	16,973,083.33	
1153594	1625602	4/21/2016	270	769,067.04	
1153578	162700408 AIRS TA	4/21/2016	270	506,358.74	
1153582	1625590	4/21/2016	270	304,980.00	
1153618	1625618	4/21/2016	270	297,623.01	
1153662	1625664	4/21/2016	270	192,031.15	
1153590	1625598	4/21/2016	270	172,672.25	
1153623	1625619	4/21/2016	270	164,959.91	
1153625	1625620	4/21/2016	270	131,729.25	
1153711	1625706	4/21/2016	270	129,495.26	
1153646	1625649	4/21/2016	270	124,093.74	
1153671	1625669	4/21/2016	270	92,479.46	
1153673	1625676	4/21/2016	270	90,338.04	

Run Date: 6/30/2016
 Run Time: 2:55:37PM

Demand Account Activity

Start Date: 7/1/2015 End Date: 6/30/2016

Page: 305
 User: 0

Jnl. Entry	Ref #	Trx. Date	Ledger	Debit Amount	Credit Amount
1153613	1625617	4/21/2016	270	58,320.00	
1153583	1625591	4/21/2016	270	56,847.44	
1153663	1625665	4/21/2016	270	53,289.03	
1153595	1625603	4/21/2016	270	35,523.12	
1153664	1625666	4/21/2016	270	20,858.35	
1153647	1625650	4/21/2016	270	18,704.30	
1153620	1625629	4/21/2016	270	17,594.75	
1153634	1625639	4/21/2016	270	17,165.78	
1153588	1625596	4/21/2016	270	16,798.62	
1153648	1625651	4/21/2016	270	16,340.08	
1153615	1625621	4/21/2016	270	12,064.05	
1153672	1625675	4/21/2016	270	10,279.00	
1153649	1625652	4/21/2016	270	7,995.01	
1153589	1625597	4/21/2016	270	7,025.51	
1153591	1625599	4/21/2016	270	6,021.36	
1153661	1625671	4/21/2016	270	5,414.08	
1153643	1625646	4/21/2016	270	4,990.74	
1153616	1625627	4/21/2016	270	4,090.00	
1153665	1625667	4/21/2016	270	4,060.20	
1153592	1625600	4/21/2016	270	3,853.28	
1153674	1625677	4/21/2016	270	3,732.94	
1153714	1625707	4/21/2016	270	3,277.00	
1153580	162700410 AIRS DE	4/21/2016	270	2,245.28	
1153579	162700409 AIRS DE	4/21/2016	270	2,194.44	
1153644	1625647	4/21/2016	270	2,057.25	
1153675	1625678	4/21/2016	270	1,592.42	
1153645	1625648	4/21/2016	270	1,419.82	
1153624	1625630	4/21/2016	270	1,410.00	
1153709	1625704	4/21/2016	270	1,330.00	
1153587	1625595	4/21/2016	270	1,232.50	
1153637	1625640	4/21/2016	270	951.00	
1153617	1625628	4/21/2016	270	800.00	
1153298	1625581	4/21/2016	270	776.00	
1153642	1625645	4/21/2016	270	584.00	
1153612	1625625	4/21/2016	270	565.00	
1153593	1625601	4/21/2016	270	489.83	
1153638	1625641	4/21/2016	270	401.09	
1153296	1625579	4/21/2016	270	350.00	
1153297	1625580	4/21/2016	270	320.00	
1153584	1625592	4/21/2016	270	275.00	
1153639	1625642	4/21/2016	270	201.00	
1153660	1625663	4/21/2016	270	165.90	
1153295	1625578	4/21/2016	270	160.00	
1153585	1625593	4/21/2016	270	115.50	
1153710	1625705	4/21/2016	270	100.00	
1153586	1625594	4/21/2016	270	85.00	
1153300	1625583	4/21/2016	270	80.00	
1153614	1625626	4/21/2016	270	80.00	
1153299	1625582	4/21/2016	270	75.00	
1153640	1625643	4/21/2016	270	44.00	
1153619	1625622	4/21/2016	270	30.40	
1153621	1625623	4/21/2016	270	30.40	
1153641	1625644	4/21/2016	270	28.00	
1153610	1625624	4/21/2016	270	19.20	
1153569	162700402	4/21/2016	270		4,632,000.00
1153599	162700403	4/21/2016	270		24,990,375.00

Run Date: 6/30/2016
 Run Time: 2:55:37PM

Demand Account Activity

Start Date: 7/1/2015 End Date: 6/30/2016

Page: 306
 User: 0

Jnl. Entry	Ref #	Trx. Date	Ledger	Debit Amount	Credit Amount
1153678	162700416	4/21/2016	270		212,872,677.05
1153679	162700415	4/21/2016	270		19,978,267.46
1153682	162700414	4/21/2016	270		16,973,083.33
1153703	DFA EFT REV 4/21/	4/21/2016	270		25,188.88
1153704	162700420	4/21/2016	270		9,000,000.00
1154200	162600401	4/22/2016	270	73,000,000.00	
1153765	162700407 AIRS TA	4/22/2016	270	70,949,882.97	
1153791	163000406	4/22/2016	270	29,000,000.00	
1153794	162700405	4/22/2016	270	27,000,000.00	
1154098	1625775	4/22/2016	270	4,616,357.66	
1153785	1625736	4/22/2016	270	2,517,299.86	
1154179	1625849	4/22/2016	270	1,779,210.91	
1154066	1625744	4/22/2016	270	1,552,082.30	
1154126	1625802	4/22/2016	270	868,351.93	
1153772	162700404	4/22/2016	270	668,774.41	
1153754	162700402	4/22/2016	270	400,000.00	
1154172	1625844	4/22/2016	270	362,072.34	
1154110	1625786	4/22/2016	270	209,802.58	
1154100	1625777	4/22/2016	270	199,330.54	
1153766	162700408 AIRS TA	4/22/2016	270	159,883.06	
1154113	1625791	4/22/2016	270	134,383.00	
1154099	1625776	4/22/2016	270	121,832.48	
1154093	1625770	4/22/2016	270	118,512.86	
1154174	1625846	4/22/2016	270	85,000.00	
1154101	1625778	4/22/2016	270	72,671.91	
1154097	1625774	4/22/2016	270	62,794.50	
1154176	1625847	4/22/2016	270	54,197.99	
1154107	1625783	4/22/2016	270	50,110.10	
1154177	1625848	4/22/2016	270	33,620.62	
1154171	1625843	4/22/2016	270	18,089.17	
1153783	1625734	4/22/2016	270	11,502.30	
1154111	1625787	4/22/2016	270	8,085.63	
1154073	1625750	4/22/2016	270	7,016.00	
1154147	1625821	4/22/2016	270	5,985.01	
1153771	162700411	4/22/2016	270	5,910.00	
1153770	162700410	4/22/2016	270	5,411.84	
1154173	1625845	4/22/2016	270	5,146.85	
1154108	1625784	4/22/2016	270	4,873.10	
1153789	1625739	4/22/2016	270	4,589.83	
1154191	1625858	4/22/2016	270	4,323.17	
1153768	162700409 AIRS DC	4/22/2016	270	3,524.53	
1154150	1625823	4/22/2016	270	2,713.14	
1154092	1625769	4/22/2016	270	2,557.01	
1154075	1625752	4/22/2016	270	2,110.00	
1153787	1625737	4/22/2016	270	1,994.52	
1153784	1625735	4/22/2016	270	1,708.16	
1153782	1625733	4/22/2016	270	1,436.60	
1154102	1625779	4/22/2016	270	1,350.91	
1154106	1625782	4/22/2016	270	1,276.80	
1154109	1625785	4/22/2016	270	1,093.50	
1154071	1625748	4/22/2016	270	885.75	
1154170	1625842	4/22/2016	270	737.61	
1154065	1625743	4/22/2016	270	660.00	
1153779	1625730	4/22/2016	270	650.00	
1154074	1625751	4/22/2016	270	560.00	
1154105	1625781	4/22/2016	270	545.00	

Run Date: 6/30/2016
 Run Time: 2:55:37PM

Demand Account Activity

Page: 307
 User: 0

Start Date: 7/1/2015 End Date: 6/30/2016

Jnl. Entry	Ref #	Trx. Date	Ledger	Debit Amount	Credit Amount
1154148	1625822	4/22/2016	270	417.74	
1154076	1625753	4/22/2016	270	410.00	
1154146	1625820	4/22/2016	270	350.37	
1154095	1625772	4/22/2016	270	322.36	
1154165	1625837	4/22/2016	270	202.00	
1153780	1625731	4/22/2016	270	200.00	
1154096	1625773	4/22/2016	270	172.08	
1154072	1625749	4/22/2016	270	130.00	
1154185	1625853	4/22/2016	270	116.40	
1153781	1625732	4/22/2016	270	99.75	
1154166	1625838	4/22/2016	270	90.00	
1153733	1625711	4/22/2016	270	75.00	
1154094	1625771	4/22/2016	270	33.02	
1154167	1625839	4/22/2016	270	30.00	
1154164	1625836	4/22/2016	270	24.00	
1154067	1625745	4/22/2016	270	15.20	
1154068	1625746	4/22/2016	270	15.20	
1154070	1625747	4/22/2016	270	9.60	
1154069	8006407	4/22/2016	270		4,269.38
1153797	8006409 EFT REV C	4/22/2016	270		3,372,741.05
1153793	162700404	4/22/2016	270		37,824,723.61
1153753	162700401	4/22/2016	270		8,563,000.00
1153755	162700403	4/22/2016	270		2,517,299.86
1154160	162700415	4/22/2016	270		162,301,163.99
1154253	163000403	4/25/2016	270	39,000,000.00	
1154625	162600401	4/25/2016	270	31,000,000.00	
1154249	162700407 AIRS TA	4/25/2016	270	30,762,484.47	
1154529	162700403	4/25/2016	270	29,587,527.00	
1154585	1625946	4/25/2016	270	1,650,084.47	
1154239	162700402	4/25/2016	270	600,000.00	
1154656	1626008	4/25/2016	270	558,000.00	
1154269	1625907	4/25/2016	270	446,952.61	
1154636	1626001	4/25/2016	270	417,357.85	
1154587	1625948	4/25/2016	270	342,313.79	
1154582	1625943	4/25/2016	270	261,644.78	
1154615	1626002	4/25/2016	270	203,837.22	
1154583	1625944	4/25/2016	270	138,749.95	
1154616	162700405	4/25/2016	270	129,698.59	
1154634	1626003	4/25/2016	270	114,686.31	
1154290	1625932	4/25/2016	270	105,086.50	
1154233	1625908	4/25/2016	270	96,610.69	
1154638	1626004	4/25/2016	270	50,883.92	
1154259	1625909	4/25/2016	270	44,043.24	
1154261	1625910	4/25/2016	270	38,043.14	
1154263	1625911	4/25/2016	270	37,294.00	
1154584	1625945	4/25/2016	270	33,320.94	
1154630	1625996	4/25/2016	270	31,766.93	
1154605	1625966	4/25/2016	270	26,171.00	
1154581	1625942	4/25/2016	270	23,706.86	
1154631	1625997	4/25/2016	270	21,754.77	
1154632	1625998	4/25/2016	270	20,493.26	
1154265	1625904	4/25/2016	270	19,477.42	
1154250	162700408 AIRS TA	4/25/2016	270	16,287.37	
1154607	1625969	4/25/2016	270	15,426.84	
1154640	1626005	4/25/2016	270	13,945.22	
1154643	1626006	4/25/2016	270	13,023.89	

Run Date: 6/30/2016
Run Time: 2:55:37PM

Demand Account Activity

Start Date: 7/1/2015 End Date: 6/30/2016

Page: 308
User: 0

Jnl. Entry	Ref #	Trx. Date	Ledger	Debit Amount	Credit Amount
1154633	1625999	4/25/2016	270	11,046.00	
1154267	1625905	4/25/2016	270	10,100.00	
1154264	1625912	4/25/2016	270	9,500.00	
1154635	1626000	4/25/2016	270	7,563.92	
1154283	1625928	4/25/2016	270	7,524.25	
1154205	1625892	4/25/2016	270	7,357.00	
1154273	1625913	4/25/2016	270	7,005.89	
1154589	1625965	4/25/2016	270	6,839.50	
1154262	1625903	4/25/2016	270	6,072.52	
1154626	1625993	4/25/2016	270	4,262.00	
1154252	162700410 AIRS DE	4/25/2016	270	3,577.15	
1154578	1625939	4/25/2016	270	3,212.46	
1154628	1625977	4/25/2016	270	2,905.69	
1154627	1625994	4/25/2016	270	2,680.20	
1154251	162700409 AIRS DE	4/25/2016	270	2,149.75	
1154629	1625995	4/25/2016	270	2,069.00	
1154281	1625926	4/25/2016	270	1,975.00	
1154221	1625884	4/25/2016	270	1,900.00	
1154655	1625988	4/25/2016	270	1,736.89	
1154642	1625989	4/25/2016	270	1,699.00	
1154604	1625968	4/25/2016	270	1,650.87	
1154652	1625990	4/25/2016	270	1,345.00	
1154204	1625868	4/25/2016	270	1,330.00	
1154268	1625906	4/25/2016	270	1,286.38	
1154266	1625914	4/25/2016	270	1,196.71	
1154654	1625991	4/25/2016	270	989.80	
1154637	1625978	4/25/2016	270	920.00	
1154620	1625976	4/25/2016	270	828.90	
1154258	1625901	4/25/2016	270	750.00	
1154641	1625979	4/25/2016	270	655.00	
1154284	1625929	4/25/2016	270	630.00	
1154225	1625886	4/25/2016	270	619.00	
1154606	1625967	4/25/2016	270	590.55	
1154614	1625992	4/25/2016	270	550.83	
1154202	1625891	4/25/2016	270	475.00	
1154650	1625985	4/25/2016	270	468.00	
1154219	1625883	4/25/2016	270	460.00	
1154232	1625890	4/25/2016	270	420.00	
1154234	1625877	4/25/2016	270	405.26	
1154651	1625986	4/25/2016	270	398.00	
1154223	1625885	4/25/2016	270	389.87	
1154227	1625887	4/25/2016	270	382.65	
1154282	1625927	4/25/2016	270	380.00	
1154279	1625924	4/25/2016	270	377.50	
1154207	1625893	4/25/2016	270	354.31	
1154208	1625894	4/25/2016	270	349.78	
1154212	1625895	4/25/2016	270	348.37	
1154216	1625896	4/25/2016	270	343.55	
1154220	1625897	4/25/2016	270	336.66	
1154229	1625888	4/25/2016	270	334.60	
1154213	1625880	4/25/2016	270	334.08	
1154211	1625879	4/25/2016	270	333.70	
1154209	1625878	4/25/2016	270	332.57	
1154217	1625882	4/25/2016	270	318.61	
1154214	1625881	4/25/2016	270	291.14	
1154653	1625987	4/25/2016	270	220.92	

Run Date: 6/30/2016
 Run Time: 2:55:37PM

Demand Account Activity

Page: 309
 User: 0

Start Date: 7/1/2015 End Date: 6/30/2016

Jnl. Entry	Ref #	Trx. Date	Ledger	Debit Amount	Credit Amount
1154580	1625941	4/25/2016	270	205.76	
1154260	1625902	4/25/2016	270	161.54	
1154280	1625925	4/25/2016	270	110.00	
1154579	1625940	4/25/2016	270	108.43	
1154608	1625970	4/25/2016	270	86.97	
1154646	1625981	4/25/2016	270	85.00	
1154230	1625889	4/25/2016	270	56.08	
1154647	1625982	4/25/2016	270	22.00	
1154644	1625980	4/25/2016	270	20.00	
1154648	1625983	4/25/2016	270	20.00	
1154256	1625900	4/25/2016	270	17.00	
1154649	1625984	4/25/2016	270	16.00	
1154274	1625921	4/25/2016	270	15.20	
1154277	1625922	4/25/2016	270	15.20	
1154278	1625923	4/25/2016	270	9.60	
1154288	DFA EFT REV 4/25/	4/25/2016	270		809,846.08
1154617	162700406	4/25/2016	270		133,821,909.36
1154238	162700401	4/25/2016	270		600,000.00
1155041	162700405	4/26/2016	270	130,265,295.72	
1154962	162700407 AIRS TA	4/26/2016	270	33,739,541.13	
1154946	162700402	4/26/2016	270	10,000,000.00	
1155030	1626115	4/26/2016	270	4,815,260.54	
1155039	1626121	4/26/2016	270	1,401,200.62	
1154698	1626042	4/26/2016	270	900,000.00	
1155025	1626109	4/26/2016	270	831,057.84	
1155033	1626116	4/26/2016	270	685,812.40	
1155001	1626083	4/26/2016	270	607,597.57	
1154963	162700408 AIRS TA	4/26/2016	270	567,384.46	
1155005	1626087	4/26/2016	270	463,734.55	
1155034	1626117	4/26/2016	270	388,642.09	
1154919	1626046	4/26/2016	270	312,130.02	
1154912	1626037	4/26/2016	270	181,898.00	
1155002	1626084	4/26/2016	270	153,899.06	
1155035	1626118	4/26/2016	270	113,630.68	
1155031	1626113	4/26/2016	270	109,222.80	
1154997	1626079	4/26/2016	270	98,728.65	
1155038	1626120	4/26/2016	270	90,409.28	
1154918	1626045	4/26/2016	270	89,072.72	
1154998	1626080	4/26/2016	270	44,011.61	
1154681	1626027	4/26/2016	270	33,307.91	
1155032	1626114	4/26/2016	270	30,585.76	
1155003	1626085	4/26/2016	270	29,600.77	
1154964	162700409 AIRS DE	4/26/2016	270	7,517.38	
1154965	162700410 AIRS DE	4/26/2016	270	7,517.38	
1154702	1626043	4/26/2016	270	6,254.46	
1155004	1626086	4/26/2016	270	6,172.31	
1154991	1626074	4/26/2016	270	4,856.22	
1154973	1626056	4/26/2016	270	4,624.63	
1154999	1626081	4/26/2016	270	4,070.36	
1154972	1626055	4/26/2016	270	3,852.00	
1155037	1626119	4/26/2016	270	2,630.50	
1154996	1626078	4/26/2016	270	2,443.11	
1154969	1626052	4/26/2016	270	2,160.00	
1154994	1626076	4/26/2016	270	1,533.55	
1154990	1626073	4/26/2016	270	1,168.00	
1155058	1626138	4/26/2016	270	826.40	

Run Date: 6/30/2016
 Run Time: 2:55:37PM

Demand Account Activity

Page: 310
 User: 0

Start Date: 7/1/2015 End Date: 6/30/2016

Jnl. Entry	Ref #	Trx. Date	Ledger	Debit Amount	Credit Amount
1154960	1626050	4/26/2016	270	793.75	
1154914	1626044	4/26/2016	270	559.88	
1155028	1626112	4/26/2016	270	527.05	
1154988	1626071	4/26/2016	270	471.03	
1154970	1626053	4/26/2016	270	420.00	
1154700	1626040	4/26/2016	270	373.00	
1155026	1626110	4/26/2016	270	360.72	
1154971	1626054	4/26/2016	270	320.00	
1155027	1626111	4/26/2016	270	271.40	
1154696	1626039	4/26/2016	270	242.50	
1154683	1626038	4/26/2016	270	200.00	
1154993	1626075	4/26/2016	270	185.00	
1155059	1626139	4/26/2016	270	176.40	
1154995	1626077	4/26/2016	270	142.52	
1155036	1626123	4/26/2016	270	124.26	
1155057	1626137	4/26/2016	270	105.60	
1154968	1626051	4/26/2016	270	90.00	
1154670	1626022	4/26/2016	270	75.00	
1155055	1626136	4/26/2016	270	50.00	
1155000	1626082	4/26/2016	270	41.84	
1154685	1626041	4/26/2016	270	40.00	
1155061	1626140	4/26/2016	270	21.25	
1154989	1626072	4/26/2016	270	11.12	
1154966	162700410 AIRS DE	4/26/2016	270	10.25	
1155017	8006411	4/26/2016	270		92,746.00
1154947	162700403	4/26/2016	270		10,000,000.00
1154967	162700404	4/26/2016	270		41,600,739.81
1154697	162700401	4/26/2016	270		69,473,000.00
1155046	162600401	4/26/2016	270		65,000,000.00
1155083	Back Out Journal Er	4/26/2016	270		7,517.38
1155455	162700405	4/27/2016	270	120,042,777.78	
1155410	162700407 AIRS TA	4/27/2016	270	46,164,134.85	
1155417	162700404	4/27/2016	270	46,000,000.00	
1155496	Back Out Journal Er	4/27/2016	270	46,000,000.00	
1155499	Correct Journal Entr	4/27/2016	270	46,000,000.00	
1155401	1626174	4/27/2016	270	5,095,281.06	
1155472	1626231	4/27/2016	270	1,603,726.47	
1155476	1626232	4/27/2016	270	1,278,699.82	
1155477	1626233	4/27/2016	270	917,515.69	
1155113	162700403	4/27/2016	270	598,291.93	
1155516	1626266	4/27/2016	270	519,200.06	
1155520	1626268	4/27/2016	270	272,168.85	
1155519	1626267	4/27/2016	270	201,414.70	
1155102	1626168	4/27/2016	270	180,059.92	
1155419	1626181	4/27/2016	270	173,987.40	
1155423	1626185	4/27/2016	270	173,735.71	
1155480	1626235	4/27/2016	270	157,745.81	
1155420	1626182	4/27/2016	270	143,294.53	
1155424	1626186	4/27/2016	270	135,484.96	
1155413	162700408 AIRS TA	4/27/2016	270	100,482.20	
1155474	1626229	4/27/2016	270	82,653.04	
1155099	1626158	4/27/2016	270	71,546.67	
1155404	1626172	4/27/2016	270	64,651.60	
1155505	1626257	4/27/2016	270	44,311.36	
1155461	1626217	4/27/2016	270	44,002.97	
1155470	1626230	4/27/2016	270	39,403.50	

Run Date: 6/30/2016
 Run Time: 2:55:37PM

Demand Account Activity

Start Date: 7/1/2015 End Date: 6/30/2016

Page: 311
 User: 0

Jnl. Entry	Ref #	Trx. Date	Ledger	Debit Amount	Credit Amount
1155421	1626183	4/27/2016	270	35,448.01	
1155422	1626184	4/27/2016	270	34,171.38	
1155463	1626219	4/27/2016	270	32,342.71	
1155502	1626254	4/27/2016	270	30,000.00	
1155464	1626220	4/27/2016	270	17,358.00	
1155427	1626191	4/27/2016	270	14,561.92	
1155411	1626179	4/27/2016	270	14,031.87	
1155418	1626180	4/27/2016	270	12,285.58	
1155396	1626173	4/27/2016	270	6,690.09	
1155473	1626228	4/27/2016	270	5,942.11	
1155453	1626214	4/27/2016	270	5,702.81	
1155446	1626211	4/27/2016	270	5,349.50	
1155450	1626213	4/27/2016	270	4,616.16	
1155425	1626190	4/27/2016	270	3,853.00	
1155405	1626177	4/27/2016	270	3,475.36	
1155483	1626239	4/27/2016	270	3,136.75	
1155465	1626221	4/27/2016	270	2,729.56	
1155414	162700409 AIRS DE	4/27/2016	270	1,733.15	
1155507	1626259	4/27/2016	270	1,697.75	
1155398	1626169	4/27/2016	270	1,677.41	
1155459	1626215	4/27/2016	270	1,451.25	
1155448	1626209	4/27/2016	270	1,390.00	
1155399	1626170	4/27/2016	270	1,309.50	
1155521	1626269	4/27/2016	270	1,271.31	
1155407	1626178	4/27/2016	270	1,099.99	
1155510	1626175	4/27/2016	270	1,037.19	
1155416	162700410 AIRS DE	4/27/2016	270	777.38	
1155397	1626176	4/27/2016	270	543.95	
1155462	1626218	4/27/2016	270	450.20	
1155449	1626212	4/27/2016	270	420.00	
1155460	1626216	4/27/2016	270	400.00	
1155501	1626253	4/27/2016	270	370.25	
1155445	1626207	4/27/2016	270	364.25	
1155504	1626256	4/27/2016	270	357.21	
1155503	1626255	4/27/2016	270	302.07	
1155441	1626210	4/27/2016	270	260.00	
1155506	1626258	4/27/2016	270	251.35	
1155402	1626171	4/27/2016	270	85.00	
1155447	1626208	4/27/2016	270	55.00	
1155442	1626204	4/27/2016	270	7.60	
1155443	1626205	4/27/2016	270	7.60	
1155444	1626206	4/27/2016	270	4.80	
1155454	DFA EFT REV 4/27/	4/27/2016	270		33,590.95
1155417	162700404	4/27/2016	270		46,000,000.00
1155458	162700406	4/27/2016	270		206,325,079.12
1155111	162700401	4/27/2016	270		4,619,000.00
1155112	162700402	4/27/2016	270		5,095,281.06
1155496	Back Out Journal Er	4/27/2016	270		46,000,000.00
1155528	162800401	4/27/2016	270		8,000,000.00
1156658	1626377	4/28/2016	270	60,348,004.10	
1156646	162700405	4/28/2016	270	47,000,000.00	
1156645	163990404	4/28/2016	270	9,991,802.78	
1155582	1626378	4/28/2016	270	4,909,275.15	
1155565	162700407 AIRS TA	4/28/2016	270	3,985,413.03	
1155555	162700401	4/28/2016	270	1,106,454.79	
1156726	1626380	4/28/2016	270	813,621.52	

Run Date: 6/30/2016
Run Time: 2:55:37PM

Demand Account Activity

Start Date: 7/1/2015 End Date: 6/30/2016

Page: 312
User: 0

Jnl. Entry	Ref #	Trx. Date	Ledger	Debit Amount	Credit Amount
1156775	1626420	4/28/2016	270	766,909.67	
1156760	1626411	4/28/2016	270	367,630.87	
1156759	1626399	4/28/2016	270	329,145.50	
1156637	1626303	4/28/2016	270	268,780.50	
1156679	1626329	4/28/2016	270	249,265.71	
1156781	1626408	4/28/2016	270	216,440.52	
1156712	1626379	4/28/2016	270	182,983.43	
1156638	1626304	4/28/2016	270	179,295.00	
1155578	1626289	4/28/2016	270	158,198.71	
1156783	1626410	4/28/2016	270	87,672.05	
1155575	1626286	4/28/2016	270	70,723.00	
1155566	162700408 AIRS TA	4/28/2016	270	68,373.19	
1156676	1626326	4/28/2016	270	62,734.16	
1156719	1626374	4/28/2016	270	62,081.52	
1156756	1626398	4/28/2016	270	58,402.50	
1155579	1626291	4/28/2016	270	52,136.53	
1155576	1626287	4/28/2016	270	43,002.80	
1156778	1626409	4/28/2016	270	41,230.52	
1156771	1626419	4/28/2016	270	35,000.00	
1156688	1626345	4/28/2016	270	28,750.00	
1155548	1626277	4/28/2016	270	27,746.00	
1156721	1626375	4/28/2016	270	23,669.31	
1156715	1626371	4/28/2016	270	20,000.00	
1155534	1626274	4/28/2016	270	19,485.14	
1156639	1626370	4/28/2016	270	19,004.59	
1156660	1626310	4/28/2016	270	18,679.06	
1156634	1626301	4/28/2016	270	13,592.75	
1155546	1626275	4/28/2016	270	10,153.40	
1155567	162700409 AIRS DE	4/28/2016	270	9,867.57	
1156680	1626330	4/28/2016	270	8,082.83	
1156723	1626376	4/28/2016	270	7,232.00	
1155568	162700410	4/28/2016	270	6,501.40	
1155569	1626280	4/28/2016	270	5,066.14	
1156631	1626299	4/28/2016	270	4,660.00	
1156672	1626322	4/28/2016	270	4,153.00	
1156718	1626373	4/28/2016	270	3,588.89	
1156673	1626323	4/28/2016	270	2,846.80	
1155570	1626281	4/28/2016	270	2,842.73	
1156674	1626324	4/28/2016	270	2,803.55	
1156675	1626325	4/28/2016	270	2,271.38	
1156677	1626327	4/28/2016	270	2,151.06	
1156717	1626372	4/28/2016	270	1,793.75	
1156670	1626320	4/28/2016	270	1,715.59	
1156654	1626308	4/28/2016	270	1,687.75	
1156732	1626397	4/28/2016	270	1,562.50	
1156671	1626321	4/28/2016	270	1,507.53	
1156668	1626318	4/28/2016	270	1,213.19	
1156773	1626407	4/28/2016	270	1,147.43	
1156636	1626302	4/28/2016	270	1,090.00	
1156632	1626300	4/28/2016	270	890.00	
1156669	1626319	4/28/2016	270	805.20	
1156659	1626309	4/28/2016	270	732.50	
1156776	1626406	4/28/2016	270	700.00	
1156762	1626400	4/28/2016	270	650.00	
1156665	1626315	4/28/2016	270	531.00	
1156772	1626404	4/28/2016	270	400.00	

Run Date: 6/30/2016
 Run Time: 2:55:37PM

Demand Account Activity

Page: 313
 User: 0

Start Date: 7/1/2015 End Date: 6/30/2016

Jnl. Entry	Ref #	Trx. Date	Ledger	Debit Amount	Credit Amount
1156664	1626314	4/28/2016	270	393.00	
1156630	1626298	4/28/2016	270	389.75	
1156666	1626316	4/28/2016	270	351.00	
1156766	1626402	4/28/2016	270	350.00	
1155571	1626282	4/28/2016	270	239.50	
1155574	1626285	4/28/2016	270	230.58	
1156667	1626317	4/28/2016	270	225.00	
1156768	1626403	4/28/2016	270	160.00	
1155577	1626288	4/28/2016	270	140.20	
1156629	1626297	4/28/2016	270	130.00	
1156780	1626413	4/28/2016	270	95.00	
1156782	1626414	4/28/2016	270	80.00	
1156661	1626311	4/28/2016	270	65.50	
1156662	1626312	4/28/2016	270	52.00	
1156663	1626313	4/28/2016	270	35.00	
1155572	1626283	4/28/2016	270	29.10	
1156779	1626412	4/28/2016	270	24.00	
1156758	1626415	4/28/2016	270	24.00	
1156765	1626416	4/28/2016	270	24.00	
1156769	1626417	4/28/2016	270	24.00	
1156770	1626418	4/28/2016	270	24.00	
1156764	1626401	4/28/2016	270	20.00	
1156774	1626405	4/28/2016	270	16.00	
1155550	1626294	4/28/2016	270	7.60	
1156627	1626295	4/28/2016	270	7.60	
1155573	1626284	4/28/2016	270	7.02	
1156678	1626328	4/28/2016	270	4.83	
1156628	1626296	4/28/2016	270	4.80	
1155556	162700402	4/28/2016	270		736,000.00
1155584	162700403	4/28/2016	270		88,660,000.00
1156648	162700404	4/28/2016	270		9,991,802.78
1156649	162700405	4/28/2016	270		29,798,383.46
1156647	DFA EFT REV 4/28/	4/28/2016	270		22,723.32
1156789	162700415	4/28/2016	270		3,000,000.00
1157479	162700417	4/29/2016	270	99,198,195.97	
1157475	162700407	4/29/2016	270	62,000,000.00	
1157473	162700406	4/29/2016	270	11,219,678.00	
1157497	162700420	4/29/2016	270	8,000,000.00	
1157417	1626498	4/29/2016	270	5,644,393.57	
1157493	162700401AIRS EF	4/29/2016	270	2,305,088.91	
1157341	1626442	4/29/2016	270	2,000,000.00	
1157413	1626497	4/29/2016	270	1,592,670.73	
1157437	1626507	4/29/2016	270	979,380.50	
1157483	162700419	4/29/2016	270	607,258.08	
1157352	1626455	4/29/2016	270	600,975.00	
1157438	1626508	4/29/2016	270	440,040.46	
1157381	1626496	4/29/2016	270	189,298.66	
1157434	1626506	4/29/2016	270	175,539.00	
1157399	1626487	4/29/2016	270	80,000.00	
1157426	1626501	4/29/2016	270	73,277.77	
1157400	1626488	4/29/2016	270	68,133.48	
1157375	1626492	4/29/2016	270	60,352.07	
1157355	1626458	4/29/2016	270	42,934.41	
1157401	1626489	4/29/2016	270	32,266.64	
1157495	162700403ifta cc air	4/29/2016	270	26,672.64	
1157402	1626490	4/29/2016	270	26,416.37	

Run Date: 6/30/2016
 Run Time: 2:55:37PM

Demand Account Activity

Page: 314
 User: 0

Start Date: 7/1/2015 End Date: 6/30/2016

Jnl. Entry	Ref #	Trx. Date	Ledger	Debit Amount	Credit Amount
1157494	162700402AIRS CC	4/29/2016	270	18,649.74	
1157403	1626491	4/29/2016	270	15,251.84	
1157338	1626439	4/29/2016	270	14,561.18	
1157425	1626500	4/29/2016	270	12,481.55	
1157469	1626535	4/29/2016	270	10,326.69	
1157339	1626440	4/29/2016	270	10,125.00	
1157397	1626485	4/29/2016	270	9,579.59	
1157427	1626504	4/29/2016	270	7,855.81	
1157340	1626441	4/29/2016	270	7,236.84	
1157376	1626468	4/29/2016	270	7,116.00	
1157342	1626443	4/29/2016	270	5,771.89	
1157439	1626505	4/29/2016	270	5,743.83	
1157466	1626533	4/29/2016	270	4,796.40	
1157468	1626534	4/29/2016	270	3,621.08	
1157463	1626530	4/29/2016	270	3,365.58	
1157335	1626436	4/29/2016	270	3,258.61	
1157334	1626435	4/29/2016	270	3,168.25	
1157394	1626482	4/29/2016	270	3,166.41	
1157336	1626437	4/29/2016	270	2,900.80	
1157395	1626483	4/29/2016	270	2,810.83	
1157465	1626532	4/29/2016	270	2,573.16	
1157337	1626438	4/29/2016	270	2,244.89	
1157371	1626466	4/29/2016	270	2,010.00	
1157396	1626484	4/29/2016	270	1,929.00	
1157470	1626536	4/29/2016	270	1,796.69	
1157361	1626460	4/29/2016	270	1,580.20	
1157398	1626486	4/29/2016	270	1,234.15	
1157367	1626464	4/29/2016	270	919.25	
1157393	1626481	4/29/2016	270	810.53	
1157432	1626503	4/29/2016	270	766.40	
1157378	1626469	4/29/2016	270	560.00	
1157360	1626459	4/29/2016	270	417.50	
1157373	1626467	4/29/2016	270	390.00	
1157333	1626434	4/29/2016	270	344.00	
1157388	1626476	4/29/2016	270	333.00	
1157423	1626513	4/29/2016	270	320.00	
1157389	1626477	4/29/2016	270	317.98	
1157390	1626478	4/29/2016	270	282.00	
1157370	1626465	4/29/2016	270	170.00	
1157422	1626499	4/29/2016	270	150.00	
1157391	1626479	4/29/2016	270	146.00	
1157392	1626480	4/29/2016	270	125.00	
1157429	1626502	4/29/2016	270	80.26	
1157464	1626531	4/29/2016	270	70.00	
1157443	1626526	4/29/2016	270	50.00	
1157383	1626472	4/29/2016	270	44.00	
1157363	1626461	4/29/2016	270	30.40	
1157364	1626462	4/29/2016	270	30.40	
1157366	1626463	4/29/2016	270	19.20	
1157385	1626473	4/29/2016	270	16.00	
1157496	162700404irpcc airs	4/29/2016	270	15.63	
1157386	1626474	4/29/2016	270	12.00	
1157462	1626529	4/29/2016	270	10.00	
1157387	1626475	4/29/2016	270	4.00	
1157359	8006425 EFT REV C	4/29/2016	270		29,546.98
1157418	162700415	4/29/2016	270		191,955,280.70

Run Date: 6/30/2016
 Run Time: 2:55:37PM

Demand Account Activity

Page: 315
 User: 0

Start Date: 7/1/2015 End Date: 6/30/2016

Jnl. Entry	Ref #	Trx. Date	Ledger	Debit Amount	Credit Amount
1157467	162700405	4/29/2016	270		3,699,000.00
1157815	162600501	5/2/2016	270	56,000,000.00	
1157552	162700501	5/2/2016	270	15,850,000.00	
1157820	162300501	5/2/2016	270	8,000,000.00	
1157761	163000505	5/2/2016	270	6,000,000.00	
1157822	1626637	5/2/2016	270	2,931,000.00	
1157808	1626619	5/2/2016	270	1,552,228.68	
1157806	1626618	5/2/2016	270	782,388.32	
1157787	1626604	5/2/2016	270	427,774.00	
1157545	1626563	5/2/2016	270	355,788.15	
1157797	1626621	5/2/2016	270	208,230.39	
1157791	1626607	5/2/2016	270	201,846.51	
1157807	1626620	5/2/2016	270	143,480.00	
1157786	1626603	5/2/2016	270	101,776.09	
1157783	1626600	5/2/2016	270	66,351.32	
1157746	1626579	5/2/2016	270	64,544.93	
1157554	1626578	5/2/2016	270	59,433.89	
1157827	1626622	5/2/2016	270	36,468.02	
1157792	1626608	5/2/2016	270	26,844.73	
1157805	1626625	5/2/2016	270	24,226.75	
1157803	1626617	5/2/2016	270	23,756.52	
1157823	1626638	5/2/2016	270	16,876.45	
1157747	1626573	5/2/2016	270	13,057.54	
1157768	1626626	5/2/2016	270	11,177.35	
1157784	1626601	5/2/2016	270	10,564.92	
1157802	1626616	5/2/2016	270	6,562.22	
1157819	1626636	5/2/2016	270	5,428.75	
1157789	1626606	5/2/2016	270	4,859.00	
1157804	1626624	5/2/2016	270	4,283.28	
1157811	1626629	5/2/2016	270	3,321.00	
1157748	1626580	5/2/2016	270	3,146.52	
1157801	1626623	5/2/2016	270	2,670.78	
1157546	1626564	5/2/2016	270	2,601.00	
1157520	1626566	5/2/2016	270	2,537.52	
1157522	1626568	5/2/2016	270	2,052.65	
1157799	1626614	5/2/2016	270	1,725.40	
1157525	1626575	5/2/2016	270	875.00	
1157521	1626567	5/2/2016	270	602.66	
1157785	1626602	5/2/2016	270	575.34	
1157752	1626577	5/2/2016	270	495.00	
1157800	1626615	5/2/2016	270	415.00	
1157788	1626605	5/2/2016	270	413.52	
1157798	1626613	5/2/2016	270	317.00	
1157796	1626612	5/2/2016	270	98.00	
1157519	1626565	5/2/2016	270	74.69	
1157794	1626611	5/2/2016	270	70.00	
1157751	1626574	5/2/2016	270	57.75	
1157795	1626610	5/2/2016	270	35.71	
1157750	1626576	5/2/2016	270	20.00	
1157810	1626628	5/2/2016	270	10.90	
1157812	1626634	5/2/2016	270	5.70	
1157809	1626627	5/2/2016	270	4.25	
1157793	1626609	5/2/2016	270	4.00	
1157766	162700505	5/2/2016	270		5.70
1157553	162700502	5/2/2016	270		3,259,434.63
1157555	162700503	5/2/2016	270		71,936,800.21

Run Date: 6/30/2016
 Run Time: 2:55:37PM

Demand Account Activity

Page: 316
 User: 0

Start Date: 7/1/2015 End Date: 6/30/2016

Jnl. Entry	Ref #	Trx. Date	Ledger	Debit Amount	Credit Amount
1157814	162700506	5/2/2016	270		17,415,631.85
1158190	162600501	5/3/2016	270	26,000,000.00	
1158102	162700503	5/3/2016	270	11,881,073.15	
1158094	162700507 AIRS TA	5/3/2016	270	6,943,812.83	
1158084	162700502	5/3/2016	270	5,414,663.83	
1158081	163000503	5/3/2016	270	3,000,000.00	
1158178	1626737	5/3/2016	270	1,558,200.20	
1158177	1626736	5/3/2016	270	446,089.01	
1158181	1626741	5/3/2016	270	380,947.89	
1158176	1626735	5/3/2016	270	328,067.98	
1158126	1626681	5/3/2016	270	237,857.18	
1158161	1626720	5/3/2016	270	97,074.87	
1158096	162700508 AIRS TA	5/3/2016	270	88,323.81	
1158131	1626686	5/3/2016	270	83,119.31	
1158135	1626690	5/3/2016	270	77,000.00	
1158160	1626719	5/3/2016	270	71,745.00	
1158200	1626751	5/3/2016	270	70,974.56	
1158175	1626734	5/3/2016	270	64,362.98	
1158078	1626738	5/3/2016	270	43,225.04	
1158134	1626689	5/3/2016	270	39,436.93	
1158196	1626744	5/3/2016	270	33,020.58	
1158192	1626748	5/3/2016	270	30,271.72	
1158179	1626739	5/3/2016	270	24,692.44	
1158159	1626718	5/3/2016	270	24,633.37	
1158180	1626740	5/3/2016	270	20,703.27	
1158099	162700509 AIRS DE	5/3/2016	270	12,730.57	
1158128	1626683	5/3/2016	270	11,340.00	
1158170	1626729	5/3/2016	270	9,076.03	
1158163	1626722	5/3/2016	270	7,638.66	
1158162	1626721	5/3/2016	270	6,295.50	
1158127	1626682	5/3/2016	270	5,110.86	
1158117	1626672	5/3/2016	270	4,181.75	
1158158	1626717	5/3/2016	270	3,418.02	
1158199	1626750	5/3/2016	270	3,370.03	
1158104	1626666	5/3/2016	270	3,193.75	
1158132	1626687	5/3/2016	270	2,564.68	
1158171	1626730	5/3/2016	270	2,526.10	
1158101	162700510 AIRS DE	5/3/2016	270	1,788.79	
1158197	1626749	5/3/2016	270	1,547.13	
1158119	1626674	5/3/2016	270	1,530.00	
1158172	1626731	5/3/2016	270	1,460.00	
1158113	1626668	5/3/2016	270	1,380.00	
1158203	1626747	5/3/2016	270	1,270.54	
1158164	1626723	5/3/2016	270	1,157.13	
1158121	1626676	5/3/2016	270	714.00	
1158165	1626724	5/3/2016	270	711.83	
1158173	1626732	5/3/2016	270	707.50	
1158129	1626684	5/3/2016	270	600.00	
1158213	1626759	5/3/2016	270	438.60	
1158166	1626725	5/3/2016	270	418.47	
1158115	1626670	5/3/2016	270	409.50	
1158118	1626673	5/3/2016	270	330.00	
1158167	1626726	5/3/2016	270	318.00	
1158120	1626675	5/3/2016	270	300.00	
1158114	1626669	5/3/2016	270	270.00	
1158112	1626667	5/3/2016	270	250.00	

Run Date: 6/30/2016
 Run Time: 2:55:37PM

Demand Account Activity

Start Date: 7/1/2015 End Date: 6/30/2016

Page: 317
 User: 0

Jnl. Entry	Ref #	Trx. Date	Ledger	Debit Amount	Credit Amount
1158217	1626763	5/3/2016	270	190.00	
1158116	1626671	5/3/2016	270	140.00	
1158214	1626760	5/3/2016	270	136.00	
1158122	1626677	5/3/2016	270	130.00	
1158215	1626761	5/3/2016	270	102.00	
1158133	1626688	5/3/2016	270	99.75	
1158220	1626766	5/3/2016	270	96.00	
1158202	1626752	5/3/2016	270	81.43	
1158201	1626746	5/3/2016	270	72.00	
1158219	1626765	5/3/2016	270	70.00	
1158216	1626762	5/3/2016	270	62.00	
1158168	1626727	5/3/2016	270	62.00	
1158198	1626745	5/3/2016	270	50.00	
1158218	1626764	5/3/2016	270	48.00	
1158211	1626757	5/3/2016	270	38.00	
1158174	1626733	5/3/2016	270	37.76	
1158130	1626685	5/3/2016	270	36.00	
1158169	1626728	5/3/2016	270	32.00	
1158205	1626756	5/3/2016	270	24.00	
1158212	1626758	5/3/2016	270	10.00	
1158123	1626678	5/3/2016	270	7.60	
1158124	1626679	5/3/2016	270	7.60	
1158125	1626680	5/3/2016	270	4.80	
1158083	162700501	5/3/2016	270		1,862,000.00
1158183	162700504	5/3/2016	270		37,982,495.00
1158184	162700506	5/3/2016	270		17,181,690.87
1158682	162600501	5/4/2016	270	47,000,000.00	
1158623	162700517	5/4/2016	270	25,000,000.00	
1158642	163000505	5/4/2016	270	15,000,000.00	
1158543	162700507 AIRS TA	5/4/2016	270	13,650,010.47	
1158531	162700502	5/4/2016	270	10,217,751.00	
1158651	1626845	5/4/2016	270	2,147,465.54	
1158582	1626805	5/4/2016	270	2,119,209.23	
1158658	1626853	5/4/2016	270	1,670,394.40	
1158650	1626847	5/4/2016	270	921,395.10	
1158558	1626785	5/4/2016	270	199,763.17	
1158675	1626882	5/4/2016	270	108,984.59	
1158648	1626844	5/4/2016	270	106,190.43	
1158580	1626804	5/4/2016	270	93,874.37	
1158641	1626866	5/4/2016	270	89,251.74	
1158619	1626856	5/4/2016	270	64,336.05	
1158525	1626806	5/4/2016	270	52,500.00	
1158660	1626846	5/4/2016	270	49,463.81	
1158575	1626801	5/4/2016	270	38,166.32	
1158618	1626855	5/4/2016	270	32,963.51	
1158626	1626839	5/4/2016	270	32,627.27	
1158629	1626861	5/4/2016	270	24,303.17	
1158624	1626859	5/4/2016	270	24,217.48	
1158615	162700515	5/4/2016	270	23,437.50	
1158577	1626802	5/4/2016	270	23,017.45	
1158620	1626838	5/4/2016	270	18,860.40	
1158574	1626808	5/4/2016	270	16,019.00	
1158630	1626840	5/4/2016	270	14,820.90	
1158655	1626850	5/4/2016	270	12,000.00	
1158611	1626837	5/4/2016	270	11,721.05	
1158617	1626854	5/4/2016	270	11,314.30	

Run Date: 6/30/2016
 Run Time: 2:55:37PM

Demand Account Activity

Page: 318
 User: 0

Start Date: 7/1/2015 End Date: 6/30/2016

Jnl. Entry	Ref #	Trx. Date	Ledger	Debit Amount	Credit Amount
1158644	1626867	5/4/2016	270	11,263.67	
1158657	1626851	5/4/2016	270	9,307.47	
1158546	162700510 AIRS D€	5/4/2016	270	8,693.16	
1158545	162700509 AIRS D€	5/4/2016	270	6,925.74	
1158622	1626858	5/4/2016	270	6,110.15	
1158621	1626857	5/4/2016	270	4,976.40	
1158560	1626786	5/4/2016	270	4,740.00	
1158654	1626849	5/4/2016	270	4,131.84	
1158627	1626860	5/4/2016	270	3,906.00	
1158631	1626862	5/4/2016	270	3,871.23	
1158656	1626852	5/4/2016	270	3,801.75	
1158585	1626797	5/4/2016	270	2,655.12	
1158544	162700508 AIRS TA	5/4/2016	270	2,221.54	
1158634	1626841	5/4/2016	270	2,111.95	
1158565	1626790	5/4/2016	270	1,745.00	
1158640	1626842	5/4/2016	270	1,701.37	
1158571	1626795	5/4/2016	270	1,679.63	
1158646	1626868	5/4/2016	270	1,618.00	
1158562	1626788	5/4/2016	270	1,317.00	
1158572	1626807	5/4/2016	270	1,250.00	
1158586	1626798	5/4/2016	270	999.10	
1158557	1626784	5/4/2016	270	900.00	
1158576	1626809	5/4/2016	270	600.00	
1158637	1626864	5/4/2016	270	574.21	
1158589	1626799	5/4/2016	270	500.00	
1158561	1626787	5/4/2016	270	400.00	
1158633	1626863	5/4/2016	270	357.33	
1158554	1626783	5/4/2016	270	350.00	
1158566	1626791	5/4/2016	270	340.00	
1158649	1626869	5/4/2016	270	295.00	
1158579	1626810	5/4/2016	270	289.06	
1158653	1626848	5/4/2016	270	216.87	
1158647	1626843	5/4/2016	270	211.04	
1158570	1626796	5/4/2016	270	170.50	
1158638	1626865	5/4/2016	270	160.00	
1158564	1626789	5/4/2016	270	140.00	
1158677	1626883	5/4/2016	270	89.25	
1158581	1626811	5/4/2016	270	43.65	
1158573	1626800	5/4/2016	270	42.00	
1158567	1626792	5/4/2016	270	22.80	
1158568	1626793	5/4/2016	270	22.80	
1158569	1626794	5/4/2016	270	14.40	
1158578	1626803	5/4/2016	270	1.00	
1158563	8006434 eft rev 05/C	5/4/2016	270		236,845.94
1158530	162700501	5/4/2016	270		2,119,209.23
1158532	162700503	5/4/2016	270		15,500,000.00
1158533	162700504	5/4/2016	270		125,000.00
1158555	162700506	5/4/2016	270		23,437.50
1158614	162700506	5/4/2016	270		31,600,070.42
1158616	162700516	5/4/2016	270		24,976,562.50
1158645	162700518	5/4/2016	270		44,386,066.38
1159042	1626979	5/5/2016	270	49,534,655.79	
1159089	162700504	5/5/2016	270	19,980,050.00	
1159091	162700506	5/5/2016	270	18,130,855.59	
1159011	162700507 AIRS TA	5/5/2016	270	5,671,267.67	
1159068	1627003	5/5/2016	270	1,332,403.37	

Run Date: 6/30/2016
Run Time: 2:55:37PM

Demand Account Activity

Start Date: 7/1/2015 End Date: 6/30/2016

Page: 319
User: 0

Jnl. Entry	Ref #	Trx. Date	Ledger	Debit Amount	Credit Amount
1158982	1626923	5/5/2016	270	1,279,688.77	
1159117	1627023	5/5/2016	270	1,126,000.00	
1159047	1626976	5/5/2016	270	358,690.91	
1159070	1626986	5/5/2016	270	316,253.56	
1158979	1626930	5/5/2016	270	199,880.23	
1159007	1626928	5/5/2016	270	182,772.00	
1159065	1626983	5/5/2016	270	162,136.53	
1159048	1626977	5/5/2016	270	117,025.48	
1159046	1626975	5/5/2016	270	105,790.87	
1159050	1626978	5/5/2016	270	92,352.52	
1159071	1627004	5/5/2016	270	62,345.00	
1158974	1626936	5/5/2016	270	46,674.11	
1158994	1626992	5/5/2016	270	44,833.65	
1159054	1626993	5/5/2016	270	35,332.54	
1159055	1626994	5/5/2016	270	35,156.55	
1158980	1626937	5/5/2016	270	23,183.52	
1159013	162700509 AIRS DE	5/5/2016	270	20,462.17	
1158988	1626943	5/5/2016	270	19,354.48	
1159062	1627000	5/5/2016	270	16,225.00	
1158981	1626942	5/5/2016	270	15,400.16	
1158985	1626938	5/5/2016	270	15,317.24	
1159112	1627024	5/5/2016	270	15,000.00	
1158991	1626917	5/5/2016	270	14,960.50	
1159067	1626984	5/5/2016	270	14,727.67	
1159059	1626998	5/5/2016	270	14,100.00	
1159057	1626996	5/5/2016	270	12,925.00	
1158987	1626939	5/5/2016	270	11,795.80	
1158996	1626944	5/5/2016	270	8,239.18	
1158990	1626940	5/5/2016	270	8,133.51	
1158698	1626941	5/5/2016	270	8,025.79	
1158984	1626931	5/5/2016	270	6,196.00	
1158989	1626932	5/5/2016	270	5,708.12	
1159064	1627001	5/5/2016	270	4,794.25	
1159061	1626999	5/5/2016	270	4,681.00	
1159107	1627019	5/5/2016	270	4,627.68	
1159060	1626981	5/5/2016	270	4,515.05	
1159001	1626919	5/5/2016	270	4,210.00	
1158993	1626933	5/5/2016	270	3,992.77	
1159058	1626997	5/5/2016	270	3,926.00	
1159111	1627020	5/5/2016	270	3,785.22	
1159063	1626982	5/5/2016	270	3,769.21	
1159106	1627018	5/5/2016	270	3,353.31	
1159076	1626988	5/5/2016	270	3,171.38	
1159043	1626973	5/5/2016	270	3,169.12	
1159115	1627022	5/5/2016	270	2,593.19	
1159069	1626985	5/5/2016	270	1,987.98	
1159077	1626989	5/5/2016	270	1,739.10	
1159113	1627021	5/5/2016	270	1,736.00	
1159000	1626980	5/5/2016	270	1,393.02	
1158995	1626934	5/5/2016	270	1,211.00	
1158997	1626918	5/5/2016	270	1,180.00	
1158999	1626935	5/5/2016	270	1,025.50	
1159006	1626921	5/5/2016	270	961.50	
1159004	1626920	5/5/2016	270	800.00	
1159072	1626987	5/5/2016	270	788.90	
1159045	1626974	5/5/2016	270	626.92	

Run Date: 6/30/2016
 Run Time: 2:55:37PM

Demand Account Activity

Page: 320
 User: 0

Start Date: 7/1/2015 End Date: 6/30/2016

Jnl. Entry	Ref #	Trx. Date	Ledger	Debit Amount	Credit Amount
1159118	1627025	5/5/2016	270	500.00	
1159079	1626991	5/5/2016	270	500.00	
1159078	1626990	5/5/2016	270	445.00	
1158976	1626929	5/5/2016	270	420.00	
1159056	1626995	5/5/2016	270	155.00	
1158992	1626924	5/5/2016	270	150.00	
1159005	1626927	5/5/2016	270	115.50	
1159066	1627002	5/5/2016	270	98.08	
1158690	1626922	5/5/2016	270	80.00	
1158998	1626925	5/5/2016	270	75.00	
1159003	1626926	5/5/2016	270	75.00	
1158978	1626914	5/5/2016	270	15.20	
1158983	1626915	5/5/2016	270	15.20	
1158986	1626916	5/5/2016	270	9.60	
1158706	162700501	5/5/2016	270		8,790,093.00
1159074	162700502	5/5/2016	270		40,619,341.78
1159087	162700503	5/5/2016	270		19,980,050.00
1159090	162700505	5/5/2016	270		12,186,210.50
1159123	162600501	5/5/2016	270		18,000,000.00
1159121	DFA EFT REV 5-5-1	5/5/2016	270		12,661.69
1159127	E TICKET REV DSN	5/5/2016	270		1,307.00
1159158	162700502	5/6/2016	270	59,180,658.74	
1159527	162600501	5/6/2016	270	33,000,000.00	
1159155	163000503	5/6/2016	270	15,000,000.00	
1159150	162700507 AIRS TA	5/6/2016	270	6,371,827.34	
1159447	1627114	5/6/2016	270	4,444,611.93	
1159140	162700501	5/6/2016	270	1,850,000.00	
1159203	1627107	5/6/2016	270	1,012,071.59	
1159469	162300501	5/6/2016	270	1,000,000.00	
1159170	1627058	5/6/2016	270	422,820.85	
1159473	1627130	5/6/2016	270	385,236.47	
1159471	1627128	5/6/2016	270	351,573.16	
1159446	1627113	5/6/2016	270	241,904.02	
1159455	1627123	5/6/2016	270	116,942.95	
1159152	162700508 AIRS TA	5/6/2016	270	70,246.91	
1159490	1627146	5/6/2016	270	54,678.28	
1159454	1627121	5/6/2016	270	53,428.24	
1159452	1627119	5/6/2016	270	50,123.08	
1159472	1627129	5/6/2016	270	49,559.01	
1159173	1627061	5/6/2016	270	49,182.45	
1159176	1627064	5/6/2016	270	45,960.28	
1159451	1627118	5/6/2016	270	43,977.60	
1159153	162700509 AIRS DE	5/6/2016	270	40,294.88	
1159444	1627112	5/6/2016	270	34,900.50	
1159448	1627115	5/6/2016	270	21,796.14	
1159470	1627127	5/6/2016	270	16,414.34	
1159441	1627111	5/6/2016	270	12,921.42	
1159172	1627060	5/6/2016	270	9,000.00	
1159457	1627125	5/6/2016	270	6,820.04	
1159453	1627120	5/6/2016	270	5,931.00	
1159187	1627075	5/6/2016	270	5,249.50	
1159486	1627143	5/6/2016	270	4,896.88	
1159178	1627066	5/6/2016	270	4,886.03	
1159504	1627122	5/6/2016	270	4,400.03	
1159477	1627134	5/6/2016	270	4,236.17	
1159149	1627045	5/6/2016	270	3,906.60	

Run Date: 6/30/2016
 Run Time: 2:55:37PM

Demand Account Activity

Start Date: 7/1/2015 End Date: 6/30/2016

Page: 321
 User: 0

Jnl. Entry	Ref #	Trx. Date	Ledger	Debit Amount	Credit Amount
1159154	162700510 AIRS DE	5/6/2016	270	3,898.59	
1159476	1627133	5/6/2016	270	3,173.54	
1159171	1627059	5/6/2016	270	2,716.00	
1159185	1627073	5/6/2016	270	2,495.00	
1159474	1627131	5/6/2016	270	2,312.53	
1159475	1627132	5/6/2016	270	2,007.25	
1159480	1627137	5/6/2016	270	1,625.70	
1159487	1627144	5/6/2016	270	1,582.20	
1159478	1627135	5/6/2016	270	1,423.00	
1159436	1627108	5/6/2016	270	1,378.08	
1159479	1627136	5/6/2016	270	1,141.05	
1159438	1627109	5/6/2016	270	1,114.02	
1159449	1627116	5/6/2016	270	1,073.79	
1159450	1627117	5/6/2016	270	936.10	
1159174	1627062	5/6/2016	270	840.00	
1159456	1627124	5/6/2016	270	795.27	
1159181	1627069	5/6/2016	270	600.00	
1159186	1627074	5/6/2016	270	490.00	
1159177	1627065	5/6/2016	270	450.00	
1159175	1627063	5/6/2016	270	420.00	
1159189	1627076	5/6/2016	270	420.00	
1159483	1627140	5/6/2016	270	414.00	
1159180	1627068	5/6/2016	270	400.00	
1159440	1627110	5/6/2016	270	379.92	
1159488	1627145	5/6/2016	270	355.00	
1159482	1627139	5/6/2016	270	319.00	
1159523	1627176	5/6/2016	270	292.00	
1159191	1627077	5/6/2016	270	287.75	
1159481	1627138	5/6/2016	270	224.12	
1159520	1627168	5/6/2016	270	102.00	
1159521	1627175	5/6/2016	270	100.00	
1159518	1627167	5/6/2016	270	96.80	
1159484	1627141	5/6/2016	270	85.00	
1159485	1627142	5/6/2016	270	85.00	
1159194	1627078	5/6/2016	270	80.00	
1159519	1627174	5/6/2016	270	79.57	
1159516	1627166	5/6/2016	270	75.00	
1159514	1627165	5/6/2016	270	64.00	
1159179	1627067	5/6/2016	270	60.00	
1159183	1627070	5/6/2016	270	60.00	
1159522	1627169	5/6/2016	270	48.00	
1159524	1627170	5/6/2016	270	48.00	
1159508	1627171	5/6/2016	270	40.00	
1159196	1627079	5/6/2016	270	38.00	
1159198	1627080	5/6/2016	270	38.00	
1159200	1627081	5/6/2016	270	24.00	
1159515	1627172	5/6/2016	270	24.00	
1159517	1627173	5/6/2016	270	4.00	
1159182	DFA EFT REV 5-6-1	5/6/2016	270		10,278.65
1159461	162700503	5/6/2016	270		123,488,458.58
1159766	162700501	5/9/2016	270	75,325,000.00	
1159883	162600501	5/9/2016	270	41,000,000.00	
1159765	163000503	5/9/2016	270	16,000,000.00	
1159775	162700507 AIRS TA	5/9/2016	270	6,745,685.34	
1159840	1627239	5/9/2016	270	1,863,000.65	
1159786	1627193	5/9/2016	270	755,419.61	

Run Date: 6/30/2016
 Run Time: 2:55:37PM

Demand Account Activity

Start Date: 7/1/2015 End Date: 6/30/2016

Page: 322
 User: 0

Jnl. Entry	Ref #	Trx. Date	Ledger	Debit Amount	Credit Amount
1159839	1627238	5/9/2016	270	433,803.67	
1159823	1627222	5/9/2016	270	406,543.31	
1159822	1627221	5/9/2016	270	199,735.11	
1159843	1627242	5/9/2016	270	187,829.94	
1159875	1627269	5/9/2016	270	185,000.00	
1159777	162700509 AIRS DE	5/9/2016	270	161,676.04	
1159868	1627268	5/9/2016	270	124,678.48	
1159824	1627223	5/9/2016	270	37,745.65	
1159776	162700508 AIRS TA	5/9/2016	270	31,367.25	
1159818	1627272	5/9/2016	270	21,287.92	
1159790	1627196	5/9/2016	270	16,798.83	
1159783	1627190	5/9/2016	270	12,794.92	
1159829	1627228	5/9/2016	270	12,715.16	
1159787	1627194	5/9/2016	270	11,712.25	
1159821	1627220	5/9/2016	270	9,778.16	
1159838	1627237	5/9/2016	270	8,242.86	
1159842	1627241	5/9/2016	270	5,889.51	
1159797	1627202	5/9/2016	270	4,979.25	
1159841	1627240	5/9/2016	270	2,531.05	
1159800	1627204	5/9/2016	270	1,975.00	
1159831	1627229	5/9/2016	270	1,392.20	
1159802	1627206	5/9/2016	270	1,205.75	
1159820	1627219	5/9/2016	270	979.10	
1159784	1627191	5/9/2016	270	873.00	
1159833	1627230	5/9/2016	270	690.00	
1159817	1627270	5/9/2016	270	550.00	
1159788	1627195	5/9/2016	270	544.89	
1159799	1627203	5/9/2016	270	430.00	
1159874	1627273	5/9/2016	270	388.74	
1159801	1627205	5/9/2016	270	380.00	
1159826	1627225	5/9/2016	270	358.00	
1159825	1627224	5/9/2016	270	146.58	
1159828	1627227	5/9/2016	270	140.66	
1159803	1627207	5/9/2016	270	140.00	
1159778	162700510 AIRS DE	5/9/2016	270	100.45	
1159879	1627271	5/9/2016	270	60.00	
1159827	1627226	5/9/2016	270	35.00	
1159804	1627208	5/9/2016	270	22.80	
1159805	1627209	5/9/2016	270	22.80	
1159806	1627210	5/9/2016	270	14.40	
1159785	1627192	5/9/2016	270	4.25	
1159794	8006439 EFT REV C	5/9/2016	270		2,627.06
1159809	162700503	5/9/2016	270		45,806,083.33
1159812	162700504	5/9/2016	270		19,821,023.21
1159767	162700502	5/9/2016	270		78,233,000.00
1160162	162700501	5/10/2016	270	40,004,958.33	
1159900	163000503	5/10/2016	270	11,000,000.00	
1160191	162700507 AIRS TA	5/10/2016	270	8,662,675.84	
1160308	162800501	5/10/2016	270	4,000,000.00	
1160178	1627311	5/10/2016	270	2,169,921.62	
1160273	1627386	5/10/2016	270	1,537,819.95	
1160284	1627389	5/10/2016	270	1,417,211.38	
1160165	1627305	5/10/2016	270	1,223,449.09	
1160272	1627360	5/10/2016	270	618,439.15	
1160221	1627330	5/10/2016	270	551,948.70	
1160175	1627302	5/10/2016	270	500,000.00	

Run Date: 6/30/2016
Run Time: 2:55:37PM

Demand Account Activity

Start Date: 7/1/2015 End Date: 6/30/2016

Page: 323
User: 0

Jnl. Entry	Ref #	Trx. Date	Ledger	Debit Amount	Credit Amount
1160264	1627358	5/10/2016	270	459,759.09	
1160293	1627399	5/10/2016	270	340,321.17	
1160271	1627385	5/10/2016	270	234,751.01	
1160168	1627301	5/10/2016	270	228,195.46	
1160270	1627384	5/10/2016	270	188,182.05	
1160296	1627402	5/10/2016	270	141,942.90	
1160266	1627359	5/10/2016	270	139,896.44	
1160277	1627364	5/10/2016	270	139,862.10	
1160179	1627308	5/10/2016	270	112,384.33	
1160161	1627293	5/10/2016	270	87,014.83	
1160176	1627297	5/10/2016	270	77,627.94	
1160261	1627357	5/10/2016	270	72,146.00	
1160274	1627361	5/10/2016	270	42,252.72	
1160294	1627400	5/10/2016	270	41,918.75	
1160250	1627354	5/10/2016	270	40,049.85	
1160193	162700508 AIRS TA	5/10/2016	270	35,707.59	
1160258	1627356	5/10/2016	270	29,407.77	
1160280	1627367	5/10/2016	270	29,257.28	
1160249	1627353	5/10/2016	270	25,000.00	
1160190	1627312	5/10/2016	270	23,832.50	
1160220	1627329	5/10/2016	270	16,993.07	
1160269	1627383	5/10/2016	270	16,685.19	
1160192	1627313	5/10/2016	270	10,517.54	
1160252	1627355	5/10/2016	270	9,764.03	
1160164	1627295	5/10/2016	270	8,700.00	
1160180	1627309	5/10/2016	270	7,720.84	
1160159	1627304	5/10/2016	270	5,908.19	
1160211	1627322	5/10/2016	270	5,638.75	
1160222	1627331	5/10/2016	270	4,613.75	
1160282	1627368	5/10/2016	270	4,412.00	
1160172	1627369	5/10/2016	270	4,070.36	
1160297	1627403	5/10/2016	270	3,444.00	
1160265	1627380	5/10/2016	270	3,407.86	
1160295	1627401	5/10/2016	270	3,009.54	
1160174	1627307	5/10/2016	270	2,247.50	
1160278	1627365	5/10/2016	270	1,897.45	
1160267	1627381	5/10/2016	270	1,777.05	
1160209	1627320	5/10/2016	270	1,710.00	
1160196	162700510 AIRS D€	5/10/2016	270	1,418.17	
1160281	1627387	5/10/2016	270	1,402.73	
1160195	162700509 AIRS D€	5/10/2016	270	1,384.10	
1160279	1627366	5/10/2016	270	1,302.52	
1160276	1627363	5/10/2016	270	1,074.74	
1160239	1627398	5/10/2016	270	1,000.00	
1160275	1627362	5/10/2016	270	808.87	
1160156	1627298	5/10/2016	270	725.00	
1159891	1627294	5/10/2016	270	675.49	
1160213	1627324	5/10/2016	270	507.00	
1160212	1627323	5/10/2016	270	450.00	
1160169	1627296	5/10/2016	270	373.20	
1160268	1627382	5/10/2016	270	360.00	
1160155	1627303	5/10/2016	270	350.00	
1160283	1627388	5/10/2016	270	335.20	
1160210	1627321	5/10/2016	270	330.00	
1160253	1627371	5/10/2016	270	308.00	
1160171	1627306	5/10/2016	270	261.90	

Run Date: 6/30/2016
 Run Time: 2:55:37PM

Demand Account Activity

Page: 324
 User: 0

Start Date: 7/1/2015 End Date: 6/30/2016

Jnl. Entry	Ref #	Trx. Date	Ledger	Debit Amount	Credit Amount
1160158	1627299	5/10/2016	270	160.00	
1160251	1627370	5/10/2016	270	146.00	
1160254	1627372	5/10/2016	270	143.92	
1160163	1627300	5/10/2016	270	99.75	
1160214	1627325	5/10/2016	270	80.00	
1160256	1627374	5/10/2016	270	55.00	
1160247	1627352	5/10/2016	270	47.50	
1160263	1627379	5/10/2016	270	47.46	
1160257	1627375	5/10/2016	270	44.00	
1160255	1627373	5/10/2016	270	25.00	
1160262	1627378	5/10/2016	270	24.00	
1160216	1627326	5/10/2016	270	15.20	
1160217	1627327	5/10/2016	270	15.20	
1160218	1627328	5/10/2016	270	9.60	
1160245	1627351	5/10/2016	270	4.25	
1160259	1627376	5/10/2016	270	4.00	
1160260	1627377	5/10/2016	270	4.00	
1159897	DFA EFT REV 5/10/	5/10/2016	270		19,388.99
1160208	162700502	5/10/2016	270		73,584,391.80
1160587	1627422	5/11/2016	270	124,180,816.96	
1160677	162600501	5/11/2016	270	32,000,000.00	
1160575	162700507 AIRS TA	5/11/2016	270	10,659,486.43	
1160588	1627423	5/11/2016	270	5,287,038.41	
1160653	1627479	5/11/2016	270	2,386,024.91	
1160650	1627476	5/11/2016	270	1,745,541.04	
1160567	162700503	5/11/2016	270	113,767.20	
1160652	1627478	5/11/2016	270	103,595.47	
1160589	1627424	5/11/2016	270	70,000.00	
1160615	1627445	5/11/2016	270	62,949.59	
1160651	1627477	5/11/2016	270	56,766.33	
1160613	1627444	5/11/2016	270	37,452.20	
1160591	1627426	5/11/2016	270	30,317.15	
1160647	1627474	5/11/2016	270	29,412.68	
1160686	1627507	5/11/2016	270	25,879.96	
1160655	1627480	5/11/2016	270	22,199.18	
1160576	162700508 AIRS TA	5/11/2016	270	21,277.60	
1160688	1627508	5/11/2016	270	19,155.35	
1160648	1627475	5/11/2016	270	18,842.53	
1160690	1627511	5/11/2016	270	16,373.36	
1160657	1627482	5/11/2016	270	14,893.64	
1160658	1627485	5/11/2016	270	12,190.15	
1160618	1627448	5/11/2016	270	12,177.54	
1160659	1627486	5/11/2016	270	12,159.00	
1160632	1627455	5/11/2016	270	9,392.71	
1160617	1627447	5/11/2016	270	7,122.21	
1160661	1627488	5/11/2016	270	5,000.00	
1160680	1627504	5/11/2016	270	3,954.66	
1160683	1627505	5/11/2016	270	3,954.66	
1160684	1627506	5/11/2016	270	3,954.66	
1160689	1627509	5/11/2016	270	3,731.00	
1160579	162700510 AIRS D€	5/11/2016	270	3,420.12	
1160580	162700511 AIRS D€	5/11/2016	270	2,900.00	
1160616	1627446	5/11/2016	270	2,288.12	
1160620	1627449	5/11/2016	270	1,826.00	
1160634	1627456	5/11/2016	270	1,759.40	
1160660	1627487	5/11/2016	270	1,360.74	

Run Date: 6/30/2016
 Run Time: 2:55:37PM

Demand Account Activity

Start Date: 7/1/2015 End Date: 6/30/2016

Page: 325
 User: 0

Jnl. Entry	Ref #	Trx. Date	Ledger	Debit Amount	Credit Amount
1160630	1627454	5/11/2016	270	1,022.00	
1160636	1627457	5/11/2016	270	722.50	
1160585	1627420	5/11/2016	270	568.84	
1160577	162700509 AIRS DE	5/11/2016	270	538.42	
1160590	1627425	5/11/2016	270	520.00	
1160628	1627453	5/11/2016	270	387.20	
1160626	1627452	5/11/2016	270	348.00	
1160625	1627451	5/11/2016	270	90.00	
1160656	1627481	5/11/2016	270	30.16	
1160622	1627450	5/11/2016	270	16.00	
1160586	1627421	5/11/2016	270	12.75	
1160631	DFA EFT REV 5/11/	5/11/2016	270		104.81
1160654	Correct #1626496	5/11/2016	270		6.34
1160564	162700501	5/11/2016	270		124,180,816.96
1160565	162700502	5/11/2016	270		3,101,000.00
1160583	162700504	5/11/2016	270		29,987,750.00
1160594	162700506	5/11/2016	270		20,408,446.84
1161916	1627629	5/12/2016	270	196,297,591.92	
1161798	163000504	5/12/2016	270	12,000,000.00	
1161812	162700507 AIRS TA	5/12/2016	270	9,213,343.86	
1161822	1627547	5/12/2016	270	3,036,529.05	
1161824	1627549	5/12/2016	270	2,355,474.24	
1161802	162700502	5/12/2016	270	1,220,280.81	
1161928	162700504	5/12/2016	270	974,430.75	
1161962	1627668	5/12/2016	270	858,457.08	
1161907	1627622	5/12/2016	270	826,897.57	
1161778	1627520	5/12/2016	270	497,181.01	
1161793	1627526	5/12/2016	270	351,708.54	
1161908	1627623	5/12/2016	270	273,097.28	
1161917	1627631	5/12/2016	270	219,165.64	
1161792	1627525	5/12/2016	270	156,420.29	
1161832	1627552	5/12/2016	270	155,249.00	
1161775	1627537	5/12/2016	270	137,020.53	
1161828	1627620	5/12/2016	270	88,377.96	
1161776	1627519	5/12/2016	270	65,614.84	
1161910	1627624	5/12/2016	270	64,987.43	
1161813	162700508 AIRS TA	5/12/2016	270	57,637.90	
1161774	1627531	5/12/2016	270	52,324.57	
1161773	1627518	5/12/2016	270	49,941.23	
1161781	1627538	5/12/2016	270	42,050.00	
1161913	1627626	5/12/2016	270	37,608.00	
1161770	1627527	5/12/2016	270	27,833.98	
1161823	1627548	5/12/2016	270	23,537.50	
1161827	1627550	5/12/2016	270	23,235.00	
1161777	1627532	5/12/2016	270	22,473.61	
1161912	1627625	5/12/2016	270	22,399.93	
1161791	1627524	5/12/2016	270	17,750.00	
1161675	1627530	5/12/2016	270	9,395.55	
1161779	1627528	5/12/2016	270	9,139.05	
1161844	1627566	5/12/2016	270	8,942.00	
1161784	1627529	5/12/2016	270	6,371.87	
1161853	1627575	5/12/2016	270	6,365.49	
1161915	1627628	5/12/2016	270	6,204.48	
1161782	1627534	5/12/2016	270	5,957.55	
1161769	1627533	5/12/2016	270	5,619.91	
1161919	1627633	5/12/2016	270	5,233.73	

Run Date: 6/30/2016
 Run Time: 2:55:37PM

Demand Account Activity

Start Date: 7/1/2015 End Date: 6/30/2016

Page: 326
 User: 0

Jnl. Entry	Ref #	Trx. Date	Ledger	Debit Amount	Credit Amount
1161789	1627523	5/12/2016	270	4,783.50	
1161842	1627564	5/12/2016	270	4,115.00	
1161851	1627573	5/12/2016	270	3,914.74	
1161852	1627574	5/12/2016	270	3,784.63	
1161905	1627646	5/12/2016	270	3,765.84	
1161914	1627627	5/12/2016	270	3,473.01	
1161856	1627578	5/12/2016	270	2,315.25	
1161854	1627576	5/12/2016	270	2,060.00	
1161920	1627634	5/12/2016	270	2,054.35	
1161836	1627630	5/12/2016	270	2,053.97	
1161918	1627632	5/12/2016	270	1,332.44	
1161858	1627580	5/12/2016	270	1,051.75	
1161814	162700509 AIRS DE	5/12/2016	270	956.83	
1161906	1627621	5/12/2016	270	884.00	
1161843	1627565	5/12/2016	270	790.00	
1161845	1627567	5/12/2016	270	720.00	
1161846	1627568	5/12/2016	270	690.25	
1161855	1627577	5/12/2016	270	400.00	
1161921	1627635	5/12/2016	270	380.00	
1161938	1627647	5/12/2016	270	350.00	
1161783	1627521	5/12/2016	270	293.16	
1161787	1627535	5/12/2016	270	193.25	
1161857	1627579	5/12/2016	270	190.00	
1161847	1627569	5/12/2016	270	150.00	
1161786	1627522	5/12/2016	270	103.04	
1161859	1627581	5/12/2016	270	80.00	
1161961	1627667	5/12/2016	270	79.20	
1161959	1627666	5/12/2016	270	42.65	
1161848	1627570	5/12/2016	270	22.80	
1161849	1627571	5/12/2016	270	22.80	
1161850	1627572	5/12/2016	270	14.40	
1161860	1627582	5/12/2016	270	7.60	
1161861	1627583	5/12/2016	270	7.60	
1161862	1627584	5/12/2016	270	4.80	
1161772	1627536	5/12/2016	270	4.25	
1161815	162700510 AIRS DE	5/12/2016	270	1.00	
1160701	DFA EFT REV 5-12-	5/12/2016	270		898.08
1161927	162700503	5/12/2016	270		149,972,997.25
1161929	162700505	5/12/2016	270		23,270,616.54
1161801	162700501	5/12/2016	270		1,122,000.00
1161958	162600501	5/12/2016	270		55,000,000.00
1162390	163990501	5/13/2016	270	228,599,744.41	
1162300	1627716	5/13/2016	270	59,270,899.44	
1162410	162600501	5/13/2016	270	36,000,000.00	
1161993	162700507 AIRS TA	5/13/2016	270	29,552,588.41	
1161974	163000503	5/13/2016	270	9,000,000.00	
1162357	1627767	5/13/2016	270	5,063,792.90	
1162358	1627768	5/13/2016	270	1,609,079.93	
1161997	162700509 AIRS DE	5/13/2016	270	1,037,805.01	
1162412	162300501	5/13/2016	270	1,000,000.00	
1162355	1627765	5/13/2016	270	476,473.62	
1161975	162700501	5/13/2016	270	460,000.00	
1162356	1627766	5/13/2016	270	245,068.69	
1162353	1627763	5/13/2016	270	166,373.94	
1162287	1627712	5/13/2016	270	113,050.00	
1162331	1627745	5/13/2016	270	93,523.69	

Run Date: 6/30/2016
 Run Time: 2:55:37PM

Demand Account Activity

Page: 327
 User: 0

Start Date: 7/1/2015 End Date: 6/30/2016

Jnl. Entry	Ref #	Trx. Date	Ledger	Debit Amount	Credit Amount
1162293	1627703	5/13/2016	270	51,773.60	
1162336	1627754	5/13/2016	270	45,915.12	
1162327	1627742	5/13/2016	270	39,561.10	
1162329	1627744	5/13/2016	270	29,772.28	
1162354	1627764	5/13/2016	270	26,384.80	
1162326	1627741	5/13/2016	270	26,000.00	
1162296	1627715	5/13/2016	270	24,038.78	
1162332	1627746	5/13/2016	270	23,569.75	
1162399	1627815	5/13/2016	270	18,198.42	
1162322	1627739	5/13/2016	270	15,921.48	
1161995	162700508 AIRS TA	5/13/2016	270	15,522.09	
1162291	1627702	5/13/2016	270	14,717.32	
1162310	1627725	5/13/2016	270	12,259.00	
1162339	1627755	5/13/2016	270	10,503.16	
1162274	1627697	5/13/2016	270	9,000.00	
1162382	1627797	5/13/2016	270	7,055.75	
1162324	1627738	5/13/2016	270	6,000.00	
1162268	1627705	5/13/2016	270	5,979.78	
1162297	1627704	5/13/2016	270	5,731.00	
1162279	1627688	5/13/2016	270	5,459.00	
1162000	162700511 AIRS DE	5/13/2016	270	4,600.00	
1162323	1627740	5/13/2016	270	4,297.26	
1162334	1627747	5/13/2016	270	2,861.00	
1162335	1627748	5/13/2016	270	2,810.83	
1162328	1627743	5/13/2016	270	2,507.22	
1162289	1627713	5/13/2016	270	2,377.39	
1162337	1627749	5/13/2016	270	2,341.38	
1162341	1627756	5/13/2016	270	2,248.35	
1162278	1627709	5/13/2016	270	2,214.50	
1162286	1627690	5/13/2016	270	1,790.00	
1162275	1627708	5/13/2016	270	1,547.60	
1162273	1627707	5/13/2016	270	1,474.25	
1162270	1627706	5/13/2016	270	1,325.00	
1162276	1627687	5/13/2016	270	1,305.64	
1162304	1627718	5/13/2016	270	1,085.60	
1162290	1627692	5/13/2016	270	603.75	
1162389	1627811	5/13/2016	270	600.00	
1161987	163000511 AIRS DE	5/13/2016	270	575.00	
1162405	1627813	5/13/2016	270	490.00	
1162281	1627710	5/13/2016	270	459.17	
1162406	1627814	5/13/2016	270	450.00	
1162284	1627689	5/13/2016	270	440.00	
1161998	162700510 AIRS DE	5/13/2016	270	372.01	
1162288	1627691	5/13/2016	270	340.00	
1162305	1627723	5/13/2016	270	300.00	
1162325	1627753	5/13/2016	270	288.00	
1162344	1627757	5/13/2016	270	282.50	
1162338	1627750	5/13/2016	270	240.00	
1162277	1627698	5/13/2016	270	200.00	
1162351	1627774	5/13/2016	270	167.68	
1162316	1627737	5/13/2016	270	147.50	
1162404	1627812	5/13/2016	270	120.00	
1162309	1627721	5/13/2016	270	112.00	
1162298	1627693	5/13/2016	270	90.00	
1162383	1627798	5/13/2016	270	60.00	
1162285	1627701	5/13/2016	270	57.75	

Run Date: 6/30/2016
 Run Time: 2:55:37PM

Demand Account Activity

Page: 328
 User: 0

Start Date: 7/1/2015 End Date: 6/30/2016

Jnl. Entry	Ref #	Trx. Date	Ledger	Debit Amount	Credit Amount
1162267	1627694	5/13/2016	270	53.20	
1162269	1627695	5/13/2016	270	53.20	
1162299	1627722	5/13/2016	270	48.00	
1162292	1627714	5/13/2016	270	48.00	
1162282	1627700	5/13/2016	270	47.50	
1162340	1627751	5/13/2016	270	45.00	
1162342	1627752	5/13/2016	270	35.00	
1162271	1627696	5/13/2016	270	33.60	
1162308	1627720	5/13/2016	270	30.00	
1162303	1627717	5/13/2016	270	24.00	
1162306	1627719	5/13/2016	270	12.00	
1162280	1627699	5/13/2016	270	8.50	
1162283	1627711	5/13/2016	270	8.00	
1162360	1627775	5/13/2016	270	6.84	
1162307	1627724	5/13/2016	270	2.00	
1162294	DFA EFT REV 5/13/	5/13/2016	270		5,484.89
1162314	DFA EFT CC REV 5	5/13/2016	270		162.00
1161977	162700502	5/13/2016	270		59,270,899.44
1162263	162700505	5/13/2016	270		313,297,428.30
1162394	Back Out Journal Er	5/13/2016	270		575.00
1162767	Back Out Journal Er	5/16/2016	270	89,000,000.00	
1162775	162700504	5/16/2016	270	59,708,263.20	
1162687	162700507 AIRS TA	5/16/2016	270	39,744,995.95	
1162673	163000503	5/16/2016	270	10,000,000.00	
1162739	1627876	5/16/2016	270	2,140,295.03	
1162726	1627863	5/16/2016	270	524,319.45	
1162786	1627909	5/16/2016	270	418,000.00	
1162677	162700502	5/16/2016	270	350,000.00	
1162727	1627864	5/16/2016	270	333,927.66	
1162728	1627865	5/16/2016	270	192,870.84	
1162778	162700505	5/16/2016	270	176,042.46	
1162724	1627861	5/16/2016	270	105,276.03	
1162666	1627826	5/16/2016	270	55,150.32	
1162665	1627825	5/16/2016	270	46,637.78	
1162690	162700509 AIRS DE	5/16/2016	270	39,218.48	
1162693	162700511 AIRS DE	5/16/2016	270	37,365.00	
1162770	1627899	5/16/2016	270	30,000.00	
1162689	162700508 AIRS TA	5/16/2016	270	26,728.00	
1162424	1627819	5/16/2016	270	20,297.91	
1162774	1627907	5/16/2016	270	17,358.34	
1162423	1627818	5/16/2016	270	16,807.90	
1162755	1627894	5/16/2016	270	16,125.94	
1162720	1627857	5/16/2016	270	15,614.28	
1162738	1627875	5/16/2016	270	12,024.85	
1162667	1627827	5/16/2016	270	9,237.97	
1162668	1627828	5/16/2016	270	8,551.26	
1162670	1627829	5/16/2016	270	7,824.29	
1162737	1627874	5/16/2016	270	6,323.27	
1162736	1627873	5/16/2016	270	4,593.32	
1162704	1627842	5/16/2016	270	4,031.75	
1162721	1627858	5/16/2016	270	2,950.63	
1162422	1627817	5/16/2016	270	2,949.58	
1162672	1627830	5/16/2016	270	2,940.01	
1162787	1627910	5/16/2016	270	2,798.25	
1162706	1627844	5/16/2016	270	2,525.00	
1162722	1627859	5/16/2016	270	2,243.13	

Run Date: 6/30/2016
 Run Time: 2:55:37PM

Demand Account Activity

Start Date: 7/1/2015 End Date: 6/30/2016

Page: 329
 User: 0

Jnl. Entry	Ref #	Trx. Date	Ledger	Debit Amount	Credit Amount
1162742	1627878	5/16/2016	270	2,141.64	
1162741	1627877	5/16/2016	270	1,902.73	
1162678	1627833	5/16/2016	270	1,658.90	
1162723	1627860	5/16/2016	270	1,589.96	
1162692	162700510 AIRS DE	5/16/2016	270	1,211.81	
1162729	1627866	5/16/2016	270	1,194.00	
1162730	1627867	5/16/2016	270	1,135.20	
1162709	1627846	5/16/2016	270	1,089.50	
1162735	1627872	5/16/2016	270	1,034.30	
1162674	1627831	5/16/2016	270	561.75	
1162708	1627845	5/16/2016	270	490.00	
1162785	1627908	5/16/2016	270	465.36	
1162421	1627816	5/16/2016	270	339.50	
1162705	1627843	5/16/2016	270	330.00	
1162734	1627871	5/16/2016	270	320.00	
1162731	1627868	5/16/2016	270	270.58	
1162756	1627896	5/16/2016	270	250.00	
1162710	1627847	5/16/2016	270	120.00	
1162725	1627862	5/16/2016	270	24.44	
1162701	1627840	5/16/2016	270	22.80	
1162430	1627839	5/16/2016	270	22.80	
1162676	1627832	5/16/2016	270	17.00	
1162702	1627841	5/16/2016	270	14.40	
1162732	1627869	5/16/2016	270	12.00	
1162733	1627870	5/16/2016	270	2.52	
1162703	DFA EFT REV 5-16-	5/16/2016	270		3,534.15
1162675	162700501	5/16/2016	270		1,498,000.00
1162769	162700503	5/16/2016	270		23,570,952.29
1162790	162700506	5/16/2016	270		89,000,000.00
1162696	162700516	5/16/2016	270		14,866,062.92
1162771	Correct Journal Entr	5/16/2016	270		74,000,000.00
1162820	162700507 AIRS TA	5/17/2016	270	124,140,240.11	
1163652	162700503	5/17/2016	270	25,000,000.00	
1162811	163000504	5/17/2016	270	6,000,000.00	
1163694	1627974	5/17/2016	270	2,972,243.53	
1163695	1627975	5/17/2016	270	2,694,308.70	
1163733	1628010	5/17/2016	270	1,149,577.20	
1163644	1627930	5/17/2016	270	638,413.98	
1163692	1627972	5/17/2016	270	577,249.42	
1163724	1628008	5/17/2016	270	222,478.52	
1163740	1628015	5/17/2016	270	200,000.00	
1163693	1627973	5/17/2016	270	85,490.33	
1163696	1627976	5/17/2016	270	71,928.75	
1163697	1627977	5/17/2016	270	39,638.22	
1162823	162700509 AIRS DE	5/17/2016	270	38,850.00	
1163642	1627928	5/17/2016	270	31,980.77	
1162821	162700508 AIRS TA	5/17/2016	270	25,554.74	
1163735	1628011	5/17/2016	270	22,792.64	
1163682	1627956	5/17/2016	270	17,080.50	
1163738	1628012	5/17/2016	270	12,160.00	
1162807	1627927	5/17/2016	270	10,688.80	
1163686	1627960	5/17/2016	270	10,658.85	
1163703	1627983	5/17/2016	270	4,495.00	
1163698	1627978	5/17/2016	270	4,471.46	
1163678	1627952	5/17/2016	270	3,333.00	
1163702	1627982	5/17/2016	270	2,747.60	

Run Date: 6/30/2016
 Run Time: 2:55:37PM

Demand Account Activity

Start Date: 7/1/2015 End Date: 6/30/2016

Page: 330
 User: 0

Jnl. Entry	Ref #	Trx. Date	Ledger	Debit Amount	Credit Amount
1163766	1628033	5/17/2016	270	2,610.86	
1163680	1627954	5/17/2016	270	2,235.00	
1163726	1628009	5/17/2016	270	1,677.41	
1163742	1628014	5/17/2016	270	1,338.60	
1163645	1627931	5/17/2016	270	925.00	
1163760	1628028	5/17/2016	270	889.10	
1163739	1628013	5/17/2016	270	867.28	
1163684	1627958	5/17/2016	270	780.00	
1163643	1627929	5/17/2016	270	679.45	
1163673	1627947	5/17/2016	270	553.75	
1163699	1627979	5/17/2016	270	535.72	
1163701	1627981	5/17/2016	270	490.00	
1162822	162700509 AIRS DE	5/17/2016	270	429.92	
1163681	1627955	5/17/2016	270	420.00	
1163758	1628026	5/17/2016	270	326.40	
1163679	1627953	5/17/2016	270	280.00	
1163674	1627948	5/17/2016	270	90.00	
1163767	1628034	5/17/2016	270	88.00	
1163646	1627932	5/17/2016	270	77.75	
1163700	1627980	5/17/2016	270	76.09	
1163768	1628035	5/17/2016	270	70.00	
1163761	1628029	5/17/2016	270	48.00	
1163762	1628030	5/17/2016	270	48.00	
1163764	1628031	5/17/2016	270	48.00	
1163765	1628032	5/17/2016	270	48.00	
1163755	1628024	5/17/2016	270	47.50	
1163683	1627957	5/17/2016	270	43.60	
1163759	1628027	5/17/2016	270	24.00	
1163675	1627949	5/17/2016	270	15.20	
1163676	1627950	5/17/2016	270	15.20	
1163685	1627959	5/17/2016	270	13.00	
1163677	1627951	5/17/2016	270	9.60	
1163757	1628025	5/17/2016	270	4.25	
1163666	DFA EFT REV 5/17/	5/17/2016	270		20,877.51
1163717	162800501	5/17/2016	270		18,000,000.00
1163718	162700504	5/17/2016	270		20,825,333.66
1162812	162700501	5/17/2016	270		1,276,000.00
1163650	162700502	5/17/2016	270		25,000,000.00
1163655	162700504	5/17/2016	270		667.07
1163661	162700506	5/17/2016	270		14,376,044.51
1163777	162600501	5/17/2016	270		85,000,000.00
1164233	162700507 AIRS TA	5/18/2016	270	26,535,936.64	
1164348	162700504	5/18/2016	270	23,967,360.00	
1164367	1628189	5/18/2016	270	23,034,919.08	
1164373	1628195	5/18/2016	270	16,712,930.08	
1163801	1628068	5/18/2016	270	13,858,310.87	
1164273	1628111	5/18/2016	270	10,695,522.39	
1164151	163000503	5/18/2016	270	9,000,000.00	
1164330	1628155	5/18/2016	270	4,836,334.15	
1164329	1628153	5/18/2016	270	1,422,853.99	
1164324	1628149	5/18/2016	270	541,585.79	
1163819	1628077	5/18/2016	270	250,000.00	
1164335	1628156	5/18/2016	270	179,032.33	
1164342	1628154	5/18/2016	270	96,524.96	
1164276	1628114	5/18/2016	270	90,331.90	
1164325	1628150	5/18/2016	270	90,015.00	

Run Date: 6/30/2016
 Run Time: 2:55:37PM

Demand Account Activity

Start Date: 7/1/2015 End Date: 6/30/2016

Page: 331
 User: 0

Jnl. Entry	Ref #	Trx. Date	Ledger	Debit Amount	Credit Amount
1163807	1628060	5/18/2016	270	89,203.00	
1163803	1628072	5/18/2016	270	85,693.81	
1164372	1628194	5/18/2016	270	70,000.00	
1164237	162700511 AIRS DE	5/18/2016	270	58,275.00	
1164386	162700516	5/18/2016	270	52,679.81	
1163809	1628061	5/18/2016	270	39,083.00	
1163810	1628062	5/18/2016	270	38,270.08	
1164368	1628190	5/18/2016	270	33,690.00	
1164374	1628196	5/18/2016	270	25,522.50	
1164274	1628112	5/18/2016	270	23,750.66	
1164369	1628191	5/18/2016	270	21,605.00	
1164272	1628110	5/18/2016	270	21,489.88	
1164234	162700508 AIRS TA	5/18/2016	270	20,152.40	
1164379	1628208	5/18/2016	270	20,000.00	
1163811	1628063	5/18/2016	270	19,807.94	
1163804	1628069	5/18/2016	270	19,668.90	
1164290	1628128	5/18/2016	270	15,000.00	
1163813	1628064	5/18/2016	270	13,718.67	
1164326	1628151	5/18/2016	270	11,059.00	
1164277	1628115	5/18/2016	270	10,419.20	
1163795	1628065	5/18/2016	270	8,024.34	
1163796	1628066	5/18/2016	270	7,734.71	
1164387	1628213	5/18/2016	270	7,437.75	
1164363	1628187	5/18/2016	270	5,720.00	
1164278	1628116	5/18/2016	270	4,739.54	
1164244	1628083	5/18/2016	270	4,102.00	
1164260	1628098	5/18/2016	270	3,753.40	
1164336	1628157	5/18/2016	270	3,727.59	
1163799	1628067	5/18/2016	270	3,671.01	
1164279	1628117	5/18/2016	270	3,055.17	
1164236	162700510 AIRS DE	5/18/2016	270	2,836.34	
1164280	1628118	5/18/2016	270	2,830.00	
1164247	1628085	5/18/2016	270	2,550.00	
1164251	1628089	5/18/2016	270	1,798.98	
1164327	1628152	5/18/2016	270	1,647.21	
1164292	1628130	5/18/2016	270	1,622.13	
1164293	1628131	5/18/2016	270	1,408.60	
1164252	1628090	5/18/2016	270	1,365.00	
1163812	1628073	5/18/2016	270	1,170.00	
1164253	1628091	5/18/2016	270	1,025.50	
1163818	1628076	5/18/2016	270	950.00	
1164281	1628119	5/18/2016	270	904.50	
1164282	1628120	5/18/2016	270	870.38	
1164337	1628158	5/18/2016	270	822.09	
1163792	1628056	5/18/2016	270	820.00	
1164235	162700509 AIRS DE	5/18/2016	270	811.93	
1163798	1628071	5/18/2016	270	800.00	
1164249	1628087	5/18/2016	270	699.25	
1163797	1628057	5/18/2016	270	650.00	
1164366	1628188	5/18/2016	270	600.00	
1164291	1628129	5/18/2016	270	540.00	
1164248	1628086	5/18/2016	270	480.00	
1163800	1628058	5/18/2016	270	470.00	
1164283	1628121	5/18/2016	270	438.00	
1163806	1628070	5/18/2016	270	420.00	
1164275	1628113	5/18/2016	270	416.98	

Run Date: 6/30/2016
 Run Time: 2:55:37PM

Demand Account Activity

Page: 332
 User: 0

Start Date: 7/1/2015 End Date: 6/30/2016

Jnl. Entry	Ref #	Trx. Date	Ledger	Debit Amount	Credit Amount
1163814	1628074	5/18/2016	270	360.00	
1163817	1628075	5/18/2016	270	350.00	
1164246	1628084	5/18/2016	270	320.00	
1164370	1628192	5/18/2016	270	300.00	
1164284	1628122	5/18/2016	270	292.00	
1164256	1628094	5/18/2016	270	267.00	
1164338	1628159	5/18/2016	270	255.39	
1163805	1628059	5/18/2016	270	255.00	
1164285	1628123	5/18/2016	270	247.00	
1164340	1628176	5/18/2016	270	181.32	
1164286	1628124	5/18/2016	270	165.00	
1164257	1628095	5/18/2016	270	135.00	
1164254	1628092	5/18/2016	270	105.00	
1164371	1628193	5/18/2016	270	100.00	
1164323	1628148	5/18/2016	270	94.92	
1164339	1628160	5/18/2016	270	92.17	
1164287	1628125	5/18/2016	270	91.41	
1164250	1628088	5/18/2016	270	70.00	
1164271	1628109	5/18/2016	270	50.06	
1164288	1628126	5/18/2016	270	50.00	
1164258	1628096	5/18/2016	270	45.00	
1164240	1628080	5/18/2016	270	22.80	
1164242	1628081	5/18/2016	270	22.80	
1164289	1628127	5/18/2016	270	22.00	
1164255	1628093	5/18/2016	270	21.00	
1164243	1628082	5/18/2016	270	14.40	
1164259	1628097	5/18/2016	270	6.00	
1163816	DFA EFT REV 5/18/	5/18/2016	270		32,471.28
1164223	162700501	5/18/2016	270		13,858,310.87
1164224	162700502	5/18/2016	270		1,266,000.00
1164349	162700505	5/18/2016	270		23,967,360.00
1164350	162700506	5/18/2016	270		30,996,434.88
1164355	162700512	5/18/2016	270		2,972,325.00
1164238	162700503	5/18/2016	270		22,979,090.00
1164365	162700515	5/18/2016	270		10,000,000.00
1164771	1628307	5/19/2016	270	50,468,600.65	
1164732	162700506	5/19/2016	270	30,000,000.00	
1164685	1628243	5/19/2016	270	20,566,970.11	
1164702	162700501AIRS EF	5/19/2016	270	14,279,546.14	
1164676	162700503	5/19/2016	270	6,000,000.00	
1164773	1628308	5/19/2016	270	272,668.27	
1164788	1628316	5/19/2016	270	271,241.00	
1164774	1628309	5/19/2016	270	212,430.71	
1164782	1628312	5/19/2016	270	123,365.00	
1164691	1628247	5/19/2016	270	106,527.89	
1164752	1628290	5/19/2016	270	92,743.64	
1164714	1628259	5/19/2016	270	91,024.00	
1164753	1628291	5/19/2016	270	76,339.85	
1164707	162700505ABC LIC	5/19/2016	270	63,350.00	
1164769	1628305	5/19/2016	270	54,562.06	
1164750	1628288	5/19/2016	270	53,403.98	
1164695	1628249	5/19/2016	270	49,503.30	
1164703	162700502AIRS CC	5/19/2016	270	44,722.45	
1164777	1628310	5/19/2016	270	33,166.99	
1164715	1628260	5/19/2016	270	30,771.04	
1164716	1628261	5/19/2016	270	26,480.85	

Run Date: 6/30/2016
Run Time: 2:55:37PM

Demand Account Activity

Start Date: 7/1/2015 End Date: 6/30/2016

Page: 333
User: 0

Jnl. Entry	Ref #	Trx. Date	Ledger	Debit Amount	Credit Amount
1164754	1628292	5/19/2016	270	24,153.62	
1164717	1628262	5/19/2016	270	18,894.77	
1164765	1628303	5/19/2016	270	16,788.61	
1164739	1628279	5/19/2016	270	16,746.00	
1164718	1628263	5/19/2016	270	16,422.87	
1164684	1628242	5/19/2016	270	14,038.94	
1164686	1628244	5/19/2016	270	12,236.99	
1164784	1628313	5/19/2016	270	11,941.84	
1164693	1628248	5/19/2016	270	10,000.00	
1164802	1628334	5/19/2016	270	9,305.73	
1164814	1628347	5/19/2016	270	8,277.73	
1164755	1628293	5/19/2016	270	7,698.36	
1164751	1628289	5/19/2016	270	6,579.43	
1164756	1628294	5/19/2016	270	5,796.51	
1164786	1628314	5/19/2016	270	4,814.58	
1164746	1628284	5/19/2016	270	4,310.00	
1164757	1628295	5/19/2016	270	3,765.50	
1164807	1628339	5/19/2016	270	3,232.00	
1164758	1628296	5/19/2016	270	2,590.80	
1164806	1628338	5/19/2016	270	2,211.86	
1164764	1628302	5/19/2016	270	1,956.50	
1164759	1628297	5/19/2016	270	1,796.75	
1164671	1628233	5/19/2016	270	1,700.00	
1164688	1628245	5/19/2016	270	1,599.19	
1164668	1628230	5/19/2016	270	1,570.00	
1164805	1628337	5/19/2016	270	1,560.00	
1164770	1628306	5/19/2016	270	1,528.79	
1164787	1628315	5/19/2016	270	1,386.69	
1164742	1628280	5/19/2016	270	1,360.00	
1164766	1628304	5/19/2016	270	1,082.50	
1164804	1628336	5/19/2016	270	1,080.00	
1164683	1628241	5/19/2016	270	1,045.00	
1164669	1628231	5/19/2016	270	1,000.00	
1164747	1628285	5/19/2016	270	820.00	
1164748	1628286	5/19/2016	270	779.25	
1164408	1628225	5/19/2016	270	762.00	
1164667	1628229	5/19/2016	270	570.00	
1164672	1628234	5/19/2016	270	570.00	
1164670	1628232	5/19/2016	270	458.62	
1164664	1628226	5/19/2016	270	380.00	
1164682	1628240	5/19/2016	270	370.00	
1164760	1628298	5/19/2016	270	360.00	
1164749	1628287	5/19/2016	270	320.00	
1164761	1628299	5/19/2016	270	291.87	
1164705	162700503IFTA CC	5/19/2016	270	255.16	
1164762	1628300	5/19/2016	270	235.00	
1164665	1628227	5/19/2016	270	200.00	
1164690	1628246	5/19/2016	270	194.85	
1164673	1628235	5/19/2016	270	160.00	
1164666	1628228	5/19/2016	270	133.31	
1164698	1628250	5/19/2016	270	115.50	
1164763	1628301	5/19/2016	270	81.68	
1164822	1628359	5/19/2016	270	60.00	
1164828	1628348	5/19/2016	270	54.00	
1164830	1628349	5/19/2016	270	54.00	
1164808	1628360	5/19/2016	270	54.00	

Run Date: 6/30/2016
 Run Time: 2:55:37PM

Demand Account Activity

Start Date: 7/1/2015 End Date: 6/30/2016

Page: 334
 User: 0

Jnl. Entry	Ref #	Trx. Date	Ledger	Debit Amount	Credit Amount
1164832	1628350	5/19/2016	270	48.00	
1164833	1628351	5/19/2016	270	48.00	
1164835	1628352	5/19/2016	270	48.00	
1164819	1628361	5/19/2016	270	48.00	
1164821	1628362	5/19/2016	270	48.00	
1164781	1628311	5/19/2016	270	43.44	
1164836	1628353	5/19/2016	270	30.00	
1164680	1628238	5/19/2016	270	27.02	
1164681	1628239	5/19/2016	270	26.87	
1164837	1628354	5/19/2016	270	24.00	
1164838	1628355	5/19/2016	270	24.00	
1164815	1628357	5/19/2016	270	24.00	
1164823	1628356	5/19/2016	270	24.00	
1164743	1628281	5/19/2016	270	22.80	
1164744	1628282	5/19/2016	270	22.80	
1164677	1628236	5/19/2016	270	19.70	
1164679	1628237	5/19/2016	270	18.00	
1164706	162700504IRP CC /	5/19/2016	270	16.25	
1164745	1628283	5/19/2016	270	14.40	
1164803	1628335	5/19/2016	270	14.27	
1164820	1628358	5/19/2016	270	12.00	
1164708	DFA EFT REV 5/19/	5/19/2016	270		1,234,470.18
1164727	162700507	5/19/2016	270		1,053,000.00
1164796	162700508	5/19/2016	270		109,686,540.42
1164798	162700509	5/19/2016	270		37,058,288.17
1165250	162600501	5/20/2016	270	92,000,000.00	
1165166	162700507 AIRS TA	5/20/2016	270	21,995,415.08	
1165147	1628383	5/20/2016	270	11,752,217.91	
1165129	163000503	5/20/2016	270	7,000,000.00	
1165283	162300501	5/20/2016	270	1,000,000.00	
1165200	1628423	5/20/2016	270	925,917.18	
1165195	1628422	5/20/2016	270	675,552.80	
1165137	1628378	5/20/2016	270	278,730.81	
1165131	1628375	5/20/2016	270	210,248.37	
1165201	1628424	5/20/2016	270	162,524.53	
1165217	1628441	5/20/2016	270	87,503.22	
1165202	1628425	5/20/2016	270	53,111.88	
1165178	1628409	5/20/2016	270	52,954.43	
1165215	1628439	5/20/2016	270	44,548.27	
1165149	1628385	5/20/2016	270	44,016.17	
1165203	1628426	5/20/2016	270	38,411.15	
1165169	162700510 AIRS DE	5/20/2016	270	38,300.00	
1165143	1628380	5/20/2016	270	29,250.43	
1165222	1628446	5/20/2016	270	28,802.79	
1165134	1628376	5/20/2016	270	20,681.44	
1165205	1628428	5/20/2016	270	20,001.79	
1165182	1628410	5/20/2016	270	18,165.70	
1165167	162700508 AIRS TA	5/20/2016	270	17,708.69	
1165221	1628445	5/20/2016	270	16,555.85	
1165136	1628377	5/20/2016	270	15,307.35	
1165204	1628427	5/20/2016	270	13,695.00	
1165146	1628382	5/20/2016	270	13,101.42	
1165141	1628379	5/20/2016	270	11,345.51	
1165145	1628381	5/20/2016	270	10,950.00	
1165267	1628480	5/20/2016	270	10,525.00	
1165183	1628411	5/20/2016	270	8,237.68	

Run Date: 6/30/2016
 Run Time: 2:55:37PM

Demand Account Activity

Page: 335
 User: 0

Start Date: 7/1/2015 End Date: 6/30/2016

Jnl. Entry	Ref #	Trx. Date	Ledger	Debit Amount	Credit Amount
1165148	1628384	5/20/2016	270	7,085.23	
1165216	1628440	5/20/2016	270	6,638.32	
1165193	1628420	5/20/2016	270	5,748.25	
1165206	1628429	5/20/2016	270	5,473.76	
1165184	1628412	5/20/2016	270	4,639.70	
1165185	1628413	5/20/2016	270	2,655.00	
1165150	1628386	5/20/2016	270	2,311.20	
1165168	162700509 AIRS DE	5/20/2016	270	2,068.18	
1165268	1628481	5/20/2016	270	1,830.00	
1165265	1628458	5/20/2016	270	1,745.38	
1165187	1628415	5/20/2016	270	1,544.00	
1165220	1628444	5/20/2016	270	1,393.05	
1165218	1628442	5/20/2016	270	916.44	
1165133	1628391	5/20/2016	270	625.00	
1165151	1628387	5/20/2016	270	600.00	
1165152	1628388	5/20/2016	270	520.00	
1165186	1628414	5/20/2016	270	510.00	
1165194	1628421	5/20/2016	270	470.00	
1165219	1628443	5/20/2016	270	462.50	
1165188	1628416	5/20/2016	270	340.00	
1165153	1628389	5/20/2016	270	99.75	
1165132	1628390	5/20/2016	270	60.00	
1165266	1628479	5/20/2016	270	42.50	
1165190	1628417	5/20/2016	270	38.00	
1165191	1628418	5/20/2016	270	38.00	
1165192	1628419	5/20/2016	270	24.00	
1165174	8006452	5/20/2016	270		15,481.91
1165245	162700504	5/20/2016	270		14,302,491.06
1165155	162700501	5/20/2016	270		2,227,000.00
1165156	162700502	5/20/2016	270		11,752,217.91
1165170	162700503	5/20/2016	270		108,010,754.28
1165302	162700502	5/23/2016	270	103,744,000.00	
1165310	162700507 AIRS TA	5/23/2016	270	77,272,204.15	
1165300	163000504	5/23/2016	270	15,000,000.00	
1165331	1628522	5/23/2016	270	13,475,873.35	
1165313	1628500	5/23/2016	270	4,053,740.89	
1165606	1628551	5/23/2016	270	3,384,860.41	
1165603	162700504	5/23/2016	270	2,000,000.00	
1165319	1628510	5/23/2016	270	765,133.63	
1165698	1628634	5/23/2016	270	500,000.00	
1165638	1628588	5/23/2016	270	406,931.84	
1165716	1628635	5/23/2016	270	400,000.00	
1165651	1628589	5/23/2016	270	391,416.65	
1165652	1628590	5/23/2016	270	260,257.35	
1165718	1628636	5/23/2016	270	200,000.00	
1165586	1628535	5/23/2016	270	194,000.00	
1165720	1628637	5/23/2016	270	193,500.00	
1165653	1628591	5/23/2016	270	165,362.37	
1165612	1628557	5/23/2016	270	133,257.79	
1165721	1628638	5/23/2016	270	120,000.00	
1165607	1628552	5/23/2016	270	114,948.08	
1165325	1628521	5/23/2016	270	95,755.49	
1165324	1628511	5/23/2016	270	93,023.72	
1165608	1628553	5/23/2016	270	83,464.63	
1165723	1628639	5/23/2016	270	83,000.00	
1165327	1628512	5/23/2016	270	78,583.10	

Run Date: 6/30/2016
Run Time: 2:55:37PM

Demand Account Activity

Start Date: 7/1/2015 End Date: 6/30/2016

Page: 336
User: 0

Jnl. Entry	Ref #	Trx. Date	Ledger	Debit Amount	Credit Amount
1165328	1628513	5/23/2016	270	77,914.05	
1165654	1628592	5/23/2016	270	59,164.02	
1165704	1628625	5/23/2016	270	56,000.00	
1165318	1628501	5/23/2016	270	49,370.78	
1165321	1628502	5/23/2016	270	47,075.21	
1165587	1628536	5/23/2016	270	37,000.00	
1165323	1628503	5/23/2016	270	33,250.00	
1165316	162700511 AIRS DE	5/23/2016	270	24,500.00	
1165609	1628554	5/23/2016	270	23,538.17	
1165311	162700508 AIRS TA	5/23/2016	270	20,307.38	
1165326	1628504	5/23/2016	270	19,287.23	
1165584	1628533	5/23/2016	270	17,946.74	
1165725	1628640	5/23/2016	270	16,000.00	
1165294	1628641	5/23/2016	270	14,300.00	
1165727	1628642	5/23/2016	270	14,000.00	
1165329	1628505	5/23/2016	270	13,351.44	
1165697	1628624	5/23/2016	270	13,225.25	
1165332	1628506	5/23/2016	270	13,033.71	
1165291	1628499	5/23/2016	270	12,387.52	
1165675	1628602	5/23/2016	270	12,328.43	
1165703	1628643	5/23/2016	270	12,200.00	
1165677	1628603	5/23/2016	270	11,393.21	
1165330	1628514	5/23/2016	270	9,608.88	
1165600	1628548	5/23/2016	270	9,069.16	
1165599	1628547	5/23/2016	270	8,734.55	
1165715	1628644	5/23/2016	270	8,000.00	
1165719	1628645	5/23/2016	270	8,000.00	
1165682	1628604	5/23/2016	270	6,583.00	
1165333	1628515	5/23/2016	270	5,366.19	
1165334	1628507	5/23/2016	270	5,089.46	
1165695	1628619	5/23/2016	270	4,990.73	
1165335	1628516	5/23/2016	270	4,979.19	
1165597	1628545	5/23/2016	270	4,790.00	
1165663	1628605	5/23/2016	270	4,665.20	
1165337	1628517	5/23/2016	270	4,400.03	
1165293	1628518	5/23/2016	270	4,094.07	
1165292	1628508	5/23/2016	270	3,963.63	
1165315	1628509	5/23/2016	270	3,826.04	
1165660	1628595	5/23/2016	270	3,746.04	
1165722	1628646	5/23/2016	270	3,500.00	
1165724	1628647	5/23/2016	270	3,500.00	
1165665	1628598	5/23/2016	270	3,292.56	
1165317	1628519	5/23/2016	270	2,705.41	
1165726	1628648	5/23/2016	270	2,700.00	
1165611	1628556	5/23/2016	270	2,677.05	
1165728	1628649	5/23/2016	270	2,000.00	
1165662	1628596	5/23/2016	270	1,940.12	
1165690	1628618	5/23/2016	270	1,908.85	
1165616	1628561	5/23/2016	270	1,691.68	
1165590	1628538	5/23/2016	270	1,675.00	
1165664	1628597	5/23/2016	270	1,616.71	
1165672	1628601	5/23/2016	270	1,541.34	
1165602	1628550	5/23/2016	270	1,274.68	
1165592	1628540	5/23/2016	270	1,100.75	
1165322	1628520	5/23/2016	270	543.17	
1165655	1628593	5/23/2016	270	525.00	

Run Date: 6/30/2016
 Run Time: 2:55:37PM

Demand Account Activity

Start Date: 7/1/2015 End Date: 6/30/2016

Page: 337
 User: 0

Jnl. Entry	Ref #	Trx. Date	Ledger	Debit Amount	Credit Amount
1165688	1628617	5/23/2016	270	520.00	
1165585	1628534	5/23/2016	270	484.52	
1165670	1628600	5/23/2016	270	480.00	
1165610	1628555	5/23/2016	270	459.67	
1165312	162700509 AIRS DE	5/23/2016	270	421.71	
1165598	1628546	5/23/2016	270	400.00	
1165656	1628594	5/23/2016	270	376.00	
1165673	1628606	5/23/2016	270	339.00	
1165591	1628539	5/23/2016	270	320.00	
1165683	1628607	5/23/2016	270	313.00	
1165685	1628608	5/23/2016	270	300.00	
1165706	1628626	5/23/2016	270	287.00	
1165689	1628609	5/23/2016	270	270.00	
1165314	162700510 AIRS DE	5/23/2016	270	261.00	
1165708	1628627	5/23/2016	270	240.00	
1165692	1628610	5/23/2016	270	235.34	
1165621	1628565	5/23/2016	270	200.00	
1165667	1628599	5/23/2016	270	185.88	
1165617	1628562	5/23/2016	270	169.75	
1165693	1628611	5/23/2016	270	145.00	
1165593	1628541	5/23/2016	270	140.00	
1165694	1628612	5/23/2016	270	120.00	
1165618	1628563	5/23/2016	270	100.00	
1165620	1628564	5/23/2016	270	100.00	
1165594	1628542	5/23/2016	270	45.60	
1165595	1628543	5/23/2016	270	45.60	
1165588	1628537	5/23/2016	270	37.50	
1165596	1628544	5/23/2016	270	28.80	
1165674	1628613	5/23/2016	270	19.20	
1165678	1628614	5/23/2016	270	16.00	
1165681	1628615	5/23/2016	270	12.00	
1165684	1628616	5/23/2016	270	8.00	
1165575	DFA EFT REV 5/23/	5/23/2016	270		4,176.19
1165604	162700505	5/23/2016	270		2,000,000.00
1165605	162700506	5/23/2016	270		28,463,548.18
1165320	162700503	5/23/2016	270		157,403,955.00
1165301	162700501	5/23/2016	270		4,120,000.00
1165700	162600501	5/23/2016	270		32,000,000.00
1166153	162700507 AIRS TA	5/24/2016	270	72,186,350.97	
1166080	163000504	5/24/2016	270	9,000,000.00	
1166112	1628707	5/24/2016	270	1,425,205.35	
1166104	1628699	5/24/2016	270	1,404,872.72	
1166195	1628771	5/24/2016	270	1,000,000.00	
1166072	1628673	5/24/2016	270	855,695.36	
1166197	1628772	5/24/2016	270	706,614.56	
1166060	1628662	5/24/2016	270	680,299.15	
1166065	1628667	5/24/2016	270	587,222.46	
1166182	1628759	5/24/2016	270	345,576.85	
1166113	1628708	5/24/2016	270	239,435.11	
1166107	1628702	5/24/2016	270	238,756.89	
1166070	1628672	5/24/2016	270	226,919.00	
1166088	1628682	5/24/2016	270	210,571.76	
1166115	1628710	5/24/2016	270	207,749.56	
1166061	1628663	5/24/2016	270	182,110.91	
1166114	1628709	5/24/2016	270	171,617.73	
1166108	1628703	5/24/2016	270	170,405.58	

Run Date: 6/30/2016
Run Time: 2:55:37PM

Demand Account Activity

Start Date: 7/1/2015 End Date: 6/30/2016

Page: 338
User: 0

Jnl. Entry	Ref #	Trx. Date	Ledger	Debit Amount	Credit Amount
1166106	1628701	5/24/2016	270	100,957.16	
1166089	1628683	5/24/2016	270	86,447.89	
1166109	1628704	5/24/2016	270	72,500.00	
1166183	1628760	5/24/2016	270	48,019.75	
1166062	1628664	5/24/2016	270	47,143.45	
1166164	162700511 AIRS DE	5/24/2016	270	38,150.00	
1166085	1628680	5/24/2016	270	37,076.77	
1166156	162700508 AIRS TA	5/24/2016	270	23,586.97	
1166069	1628671	5/24/2016	270	16,162.60	
1166188	1628764	5/24/2016	270	15,633.60	
1166063	1628665	5/24/2016	270	12,303.91	
1166179	1628756	5/24/2016	270	11,524.85	
1166122	1628717	5/24/2016	270	10,257.42	
1166162	162700510 AIRS DE	5/24/2016	270	8,485.86	
1166064	1628666	5/24/2016	270	7,538.36	
1166186	1628762	5/24/2016	270	6,488.51	
1166068	1628670	5/24/2016	270	6,378.41	
1166187	1628763	5/24/2016	270	6,283.80	
1166110	1628705	5/24/2016	270	6,190.53	
1166087	1628681	5/24/2016	270	5,750.73	
1166198	1628773	5/24/2016	270	5,213.50	
1166090	1628684	5/24/2016	270	5,184.92	
1166111	1628706	5/24/2016	270	4,784.54	
1166116	1628711	5/24/2016	270	4,113.70	
1166119	1628714	5/24/2016	270	3,961.56	
1166191	1628768	5/24/2016	270	3,647.17	
1166091	1628685	5/24/2016	270	3,433.00	
1166200	1628774	5/24/2016	270	3,126.82	
1166189	1628765	5/24/2016	270	2,968.24	
1166105	1628700	5/24/2016	270	2,541.00	
1166120	1628715	5/24/2016	270	2,528.10	
1166093	1628687	5/24/2016	270	2,320.00	
1166125	1628719	5/24/2016	270	2,221.00	
1166201	1628775	5/24/2016	270	1,664.03	
1166121	1628716	5/24/2016	270	805.00	
1166124	1628718	5/24/2016	270	690.26	
1166181	1628758	5/24/2016	270	600.00	
1166159	162700509 AIRS DE	5/24/2016	270	564.63	
1166098	1628692	5/24/2016	270	529.50	
1166094	1628688	5/24/2016	270	440.00	
1166059	1628661	5/24/2016	270	282.54	
1166092	1628686	5/24/2016	270	280.00	
1166192	1628769	5/24/2016	270	269.61	
1166067	1628669	5/24/2016	270	203.28	
1165737	1628660	5/24/2016	270	135.50	
1166099	1628693	5/24/2016	270	110.00	
1166066	1628668	5/24/2016	270	95.50	
1166184	1628761	5/24/2016	270	48.50	
1166176	1628767	5/24/2016	270	48.50	
1166180	1628757	5/24/2016	270	46.44	
1166117	1628712	5/24/2016	270	30.01	
1166190	1628766	5/24/2016	270	29.10	
1166095	1628689	5/24/2016	270	22.80	
1166096	1628690	5/24/2016	270	22.80	
1166097	1628691	5/24/2016	270	14.40	
1166118	1628713	5/24/2016	270	1.59	

Run Date: 6/30/2016
 Run Time: 2:55:37PM

Demand Account Activity

Start Date: 7/1/2015 End Date: 6/30/2016

Page: 339
 User: 0

Jnl. Entry	Ref #	Trx. Date	Ledger	Debit Amount	Credit Amount
1166082	8006457 EFT REV C	5/24/2016	270		10,565.73
1166081	162700501	5/24/2016	270		8,045,000.00
1166128	162700502	5/24/2016	270		32,786,982.74
1166199	162600501	5/24/2016	270		50,000,000.00
1166677	162700505	5/25/2016	270	126,437,695.45	
1166710	Correct Journal Entr	5/25/2016	270	90,000,000.00	
1166713	162600501	5/25/2016	270	82,000,000.00	
1166562	162700507 AIRS TA	5/25/2016	270	35,488,754.95	
1166711	163990505	5/25/2016	270	29,988,191.70	
1166712	162800501	5/25/2016	270	24,000,000.00	
1166540	163000503	5/25/2016	270	17,000,000.00	
1166675	162700503	5/25/2016	270	8,000,000.00	
1166556	1628796	5/25/2016	270	4,264,634.74	
1166644	1628874	5/25/2016	270	1,373,465.70	
1166692	1628909	5/25/2016	270	804,806.77	
1166642	1628873	5/25/2016	270	588,403.83	
1166645	1628875	5/25/2016	270	473,100.05	
1166646	1628876	5/25/2016	270	447,990.83	
1166592	1628823	5/25/2016	270	248,707.29	
1166641	1628872	5/25/2016	270	192,713.00	
1166679	162700506	5/25/2016	270	159,820.55	
1166621	1628848	5/25/2016	270	139,809.10	
1166649	1628879	5/25/2016	270	137,043.20	
1166647	1628877	5/25/2016	270	47,210.64	
1166703	1628913	5/25/2016	270	42,667.97	
1166623	1628849	5/25/2016	270	41,904.56	
1166625	1628850	5/25/2016	270	40,583.89	
1166627	1628851	5/25/2016	270	37,262.37	
1166565	162700508 AIRS TA	5/25/2016	270	32,969.47	
1166591	1628822	5/25/2016	270	23,841.15	
1166569	162700510 AIRS DE	5/25/2016	270	23,765.00	
1166587	1628818	5/25/2016	270	20,431.08	
1166557	1628797	5/25/2016	270	20,230.31	
1166629	1628852	5/25/2016	270	15,141.12	
1166588	1628819	5/25/2016	270	12,145.27	
1166589	1628820	5/25/2016	270	9,948.93	
1166590	1628821	5/25/2016	270	7,361.08	
1166635	1628868	5/25/2016	270	6,372.11	
1166617	1628846	5/25/2016	270	5,751.22	
1166546	1628793	5/25/2016	270	5,107.62	
1166596	1628827	5/25/2016	270	4,990.00	
1166631	1628853	5/25/2016	270	4,627.00	
1166633	1628854	5/25/2016	270	4,541.83	
1166586	1628817	5/25/2016	270	4,157.68	
1166634	1628855	5/25/2016	270	3,454.00	
1166685	1628907	5/25/2016	270	3,372.25	
1166572	162700511 AIRS DE	5/25/2016	270	3,330.00	
1166582	1628856	5/25/2016	270	2,334.99	
1166598	1628829	5/25/2016	270	1,855.00	
1166551	1628794	5/25/2016	270	1,690.59	
1166632	1628867	5/25/2016	270	1,604.45	
1166568	1628803	5/25/2016	270	1,134.90	
1166552	1628795	5/25/2016	270	1,005.99	
1166600	1628831	5/25/2016	270	994.50	
1166637	1628869	5/25/2016	270	932.50	
1166619	1628847	5/25/2016	270	820.00	

Run Date: 6/30/2016
 Run Time: 2:55:37PM

Demand Account Activity

Page: 340
 User: 0

Start Date: 7/1/2015 End Date: 6/30/2016

Jnl. Entry	Ref #	Trx. Date	Ledger	Debit Amount	Credit Amount
1166614	1628857	5/25/2016	270	779.00	
1166615	1628858	5/25/2016	270	580.00	
1166560	1628806	5/25/2016	270	550.00	
1166561	1628798	5/25/2016	270	540.00	
1166650	1628883	5/25/2016	270	483.20	
1166705	1628914	5/25/2016	270	460.00	
1166616	1628859	5/25/2016	270	453.00	
1166618	1628860	5/25/2016	270	432.17	
1166597	1628828	5/25/2016	270	400.00	
1166566	162700509 AIRS DE	5/25/2016	270	399.78	
1166567	1628807	5/25/2016	270	360.00	
1166599	1628830	5/25/2016	270	350.00	
1166620	1628861	5/25/2016	270	340.00	
1166571	1628808	5/25/2016	270	325.00	
1166622	1628862	5/25/2016	270	306.13	
1166624	1628863	5/25/2016	270	305.20	
1166653	1628884	5/25/2016	270	280.00	
1166563	1628799	5/25/2016	270	213.25	
1166537	1628800	5/25/2016	270	200.00	
1166601	1628832	5/25/2016	270	170.00	
1166702	1628912	5/25/2016	270	150.00	
1166626	1628864	5/25/2016	270	150.00	
1166628	1628865	5/25/2016	270	145.00	
1166648	1628878	5/25/2016	270	143.98	
1166538	1628804	5/25/2016	270	120.00	
1166602	1628833	5/25/2016	270	100.00	
1166558	1628802	5/25/2016	270	97.00	
1166661	1628892	5/25/2016	270	80.00	
1166584	1628887	5/25/2016	270	79.20	
1166659	1628890	5/25/2016	270	72.00	
1166554	1628805	5/25/2016	270	58.20	
1166654	1628885	5/25/2016	270	48.00	
1166657	1628888	5/25/2016	270	46.75	
1166658	1628889	5/25/2016	270	39.00	
1166662	1628893	5/25/2016	270	38.25	
1166663	1628894	5/25/2016	270	32.00	
1166660	1628891	5/25/2016	270	24.00	
1166664	1628895	5/25/2016	270	24.00	
1166665	1628896	5/25/2016	270	24.00	
1166555	1628801	5/25/2016	270	19.00	
1166593	1628824	5/25/2016	270	15.20	
1166594	1628825	5/25/2016	270	15.20	
1166595	1628826	5/25/2016	270	9.60	
1166630	1628866	5/25/2016	270	8.00	
1166655	1628886	5/25/2016	270	2.00	
1166202	DFA EFT REV 5/25/	5/25/2016	270		18,814.46
1166676	162700504	5/25/2016	270		8,000,000.00
1166542	162700501	5/25/2016	270		4,264,634.74
1166575	162700502	5/25/2016	270		328,055,688.75
1166706	Back Out Journal Er	5/25/2016	270		82,000,000.00
1167786	1628989	5/26/2016	270	60,275,796.65	
1166764	162700507 AIRS DE	5/26/2016	270	38,179,160.68	
1167869	162600501	5/26/2016	270	18,000,000.00	
1167838	162700504	5/26/2016	270	9,990,333.33	
1166744	1628933	5/26/2016	270	2,000,000.00	
1167888	162300501	5/26/2016	270	1,000,000.00	

Run Date: 6/30/2016
Run Time: 2:55:37PM

Demand Account Activity

Start Date: 7/1/2015 End Date: 6/30/2016

Page: 341
User: 0

Jnl. Entry	Ref #	Trx. Date	Ledger	Debit Amount	Credit Amount
1166735	1628930	5/26/2016	270	824,854.62	
1167785	1628988	5/26/2016	270	817,005.42	
1167829	1629029	5/26/2016	270	379,722.50	
1166745	1628934	5/26/2016	270	375,880.90	
1167844	1629039	5/26/2016	270	351,624.43	
1167834	1629034	5/26/2016	270	250,985.55	
1167766	1628970	5/26/2016	270	244,867.75	
1167767	1628971	5/26/2016	270	163,250.00	
1167790	1628994	5/26/2016	270	156,445.00	
1166747	1628935	5/26/2016	270	156,397.58	
1167780	1628983	5/26/2016	270	137,451.45	
1167751	1628955	5/26/2016	270	126,528.22	
1167749	1628990	5/26/2016	270	110,718.62	
1166728	1628928	5/26/2016	270	88,607.99	
1167841	1629038	5/26/2016	270	81,355.21	
1167775	1628978	5/26/2016	270	62,567.42	
1167791	1628995	5/26/2016	270	62,005.00	
1166765	162700508 AIRS TA	5/26/2016	270	49,838.55	
1166737	1628931	5/26/2016	270	45,785.91	
1167754	1628958	5/26/2016	270	44,321.49	
1166741	1628932	5/26/2016	270	40,846.72	
1167776	1628979	5/26/2016	270	31,227.27	
1167787	1628991	5/26/2016	270	28,934.65	
1167861	1629053	5/26/2016	270	28,597.01	
1167752	1628956	5/26/2016	270	20,389.76	
1167828	1629028	5/26/2016	270	20,107.50	
1167833	1629033	5/26/2016	270	17,116.49	
1167781	1628984	5/26/2016	270	17,056.86	
1167827	1629031	5/26/2016	270	16,264.31	
1167755	1628959	5/26/2016	270	13,284.82	
1167877	1629069	5/26/2016	270	13,245.09	
1167757	1628961	5/26/2016	270	11,746.50	
1166748	1628936	5/26/2016	270	10,992.94	
1167753	1628957	5/26/2016	270	7,841.43	
1167768	1628972	5/26/2016	270	7,474.97	
1167830	1629030	5/26/2016	270	7,351.00	
1167788	1628992	5/26/2016	270	6,344.49	
1167774	1628977	5/26/2016	270	5,937.93	
1167832	1629032	5/26/2016	270	5,861.07	
1167864	1629056	5/26/2016	270	5,644.00	
1167839	1629037	5/26/2016	270	4,399.45	
1167824	1629026	5/26/2016	270	3,514.00	
1167789	1628993	5/26/2016	270	3,512.07	
1167762	1628966	5/26/2016	270	3,435.00	
1167784	1628987	5/26/2016	270	3,388.29	
1167777	1628980	5/26/2016	270	3,356.00	
1167756	1628960	5/26/2016	270	2,775.06	
1167859	1629051	5/26/2016	270	2,204.78	
1167783	1628986	5/26/2016	270	1,545.25	
1167764	1628968	5/26/2016	270	1,418.25	
1167758	1628962	5/26/2016	270	940.00	
1167782	1628985	5/26/2016	270	835.00	
1166734	1628938	5/26/2016	270	700.00	
1167763	1628967	5/26/2016	270	660.00	
1167778	1628981	5/26/2016	270	404.99	
1166766	162700509 AIRS DE	5/26/2016	270	239.65	

Run Date: 6/30/2016
 Run Time: 2:55:37PM

Demand Account Activity

Start Date: 7/1/2015 End Date: 6/30/2016

Page: 342
 User: 0

Jnl. Entry	Ref #	Trx. Date	Ledger	Debit Amount	Credit Amount
1167765	1628969	5/26/2016	270	160.00	
1166739	1628943	5/26/2016	270	160.00	
1167862	1629054	5/26/2016	270	140.00	
1166736	1628939	5/26/2016	270	130.00	
1167860	1629052	5/26/2016	270	120.00	
1167779	1628982	5/26/2016	270	115.50	
1166732	1628929	5/26/2016	270	104.66	
1167825	1629027	5/26/2016	270	57.65	
1167759	1628963	5/26/2016	270	53.20	
1167760	1628964	5/26/2016	270	53.20	
1166726	1628937	5/26/2016	270	50.00	
1166733	1628942	5/26/2016	270	37.50	
1167761	1628965	5/26/2016	270	33.60	
1166738	1628940	5/26/2016	270	29.10	
1167863	1629055	5/26/2016	270	20.00	
1167837	1629036	5/26/2016	270	12.00	
1166740	1628941	5/26/2016	270	8.50	
1167836	1629035	5/26/2016	270	6.00	
1166731	DFA EFT REV 5/26/	5/26/2016	270		57,492.23
1167826	162700502	5/26/2016	270		25,323,786.27
1167835	162700503	5/26/2016	270		31,876,525.03
1167840	162700505	5/26/2016	270		9,990,333.33
1166755	162700501	5/26/2016	270		67,149,000.00
1168383	162700503	5/27/2016	270	80,846,331.09	
1168424	162600501	5/27/2016	270	59,000,000.00	
1168144	162700507 AIRS TA	5/27/2016	270	21,574,444.61	
1167899	163000503	5/27/2016	270	8,000,000.00	
1168369	1629169	5/27/2016	270	5,014,750.98	
1168368	1629168	5/27/2016	270	1,577,815.91	
1168419	1629194	5/27/2016	270	1,450,003.70	
1168363	1629163	5/27/2016	270	790,954.92	
1168405	1629183	5/27/2016	270	422,466.79	
1168367	1629167	5/27/2016	270	189,068.02	
1168371	1629144	5/27/2016	270	184,129.64	
1168360	1629160	5/27/2016	270	173,610.53	
1168313	1629100	5/27/2016	270	161,174.76	
1168403	1629181	5/27/2016	270	131,914.00	
1168372	1629145	5/27/2016	270	73,719.07	
1168291	1629082	5/27/2016	270	59,896.26	
1168314	1629101	5/27/2016	270	43,233.86	
1168302	1629089	5/27/2016	270	39,191.34	
1168412	1629192	5/27/2016	270	36,000.00	
1167896	1629090	5/27/2016	270	33,640.55	
1168286	162700510 AIRS DE	5/27/2016	270	31,100.00	
1168364	1629164	5/27/2016	270	20,945.59	
1168299	1629094	5/27/2016	270	17,096.82	
1168211	162700508 AIRS TA	5/27/2016	270	15,705.34	
1168295	1629086	5/27/2016	270	15,275.00	
1168293	1629083	5/27/2016	270	15,042.50	
1168366	1629166	5/27/2016	270	14,846.70	
1168294	1629091	5/27/2016	270	14,675.00	
1168312	1629099	5/27/2016	270	14,067.35	
1168373	1629146	5/27/2016	270	12,843.87	
1168289	1629084	5/27/2016	270	12,275.00	
1168374	1629147	5/27/2016	270	11,699.31	
1168297	1629093	5/27/2016	270	8,771.73	

Run Date: 6/30/2016
 Run Time: 2:55:37PM

Demand Account Activity

Page: 343
 User: 0

Start Date: 7/1/2015 End Date: 6/30/2016

Jnl. Entry	Ref #	Trx. Date	Ledger	Debit Amount	Credit Amount
1168361	1629161	5/27/2016	270	8,666.16	
1168326	1629113	5/27/2016	270	8,082.83	
1168321	1629111	5/27/2016	270	7,900.00	
1168333	1629119	5/27/2016	270	6,686.25	
1168370	1629143	5/27/2016	270	4,848.65	
1168304	1629092	5/27/2016	270	4,681.00	
1168298	1629087	5/27/2016	270	4,567.75	
1168375	1629148	5/27/2016	270	4,500.00	
1168292	1629085	5/27/2016	270	3,737.25	
1168309	1629097	5/27/2016	270	3,720.00	
1168376	1629149	5/27/2016	270	3,125.83	
1168359	1629159	5/27/2016	270	3,002.62	
1168362	1629162	5/27/2016	270	2,858.61	
1168338	1629124	5/27/2016	270	2,790.00	
1168377	1629150	5/27/2016	270	2,477.71	
1168378	1629151	5/27/2016	270	2,474.53	
1168396	1629158	5/27/2016	270	1,706.15	
1168402	1629180	5/27/2016	270	1,589.00	
1168285	162700509 AIRS DE	5/27/2016	270	992.43	
1168379	1629152	5/27/2016	270	795.00	
1168340	1629126	5/27/2016	270	718.75	
1168393	1629157	5/27/2016	270	657.50	
1168334	1629120	5/27/2016	270	550.00	
1168339	1629125	5/27/2016	270	540.00	
1168311	1629098	5/27/2016	270	400.00	
1168380	1629153	5/27/2016	270	390.00	
1168324	1629154	5/27/2016	270	371.83	
1168325	1629112	5/27/2016	270	250.00	
1168301	1629088	5/27/2016	270	250.00	
1168404	1629182	5/27/2016	270	240.00	
1168387	1629155	5/27/2016	270	230.00	
1168341	1629127	5/27/2016	270	120.00	
1168390	1629156	5/27/2016	270	83.75	
1168365	1629165	5/27/2016	270	52.64	
1168335	1629121	5/27/2016	270	45.60	
1168336	1629122	5/27/2016	270	45.60	
1167895	1629079	5/27/2016	270	29.10	
1168337	1629123	5/27/2016	270	28.80	
1168288	1629080	5/27/2016	270	12.00	
1168290	1629081	5/27/2016	270	4.25	
1168343	DFA EFT REV 5/27/	5/27/2016	270		92,723.65
1168310	162700502	5/27/2016	270		174,267,693.85
1167900	162700501	5/27/2016	270		5,089,000.00
1168830	162700509	5/31/2016	270	18,000,000.00	
1168829	162700508	5/31/2016	270	12,000,000.00	
1168831	162700501airs eft	5/31/2016	270	4,394,821.39	
1168864	1629254	5/31/2016	270	2,524,124.67	
1168809	162700505	5/31/2016	270	2,399,241.84	
1168890	1629294	5/31/2016	270	445,228.00	
1168867	1629255	5/31/2016	270	414,144.64	
1168868	1629256	5/31/2016	270	383,197.67	
1168823	1629236	5/31/2016	270	301,791.11	
1168869	1629257	5/31/2016	270	190,549.08	
1168870	1629258	5/31/2016	270	118,689.27	
1168828	162700507	5/31/2016	270	102,092.89	
1168939	Correct Journal Entr	5/31/2016	270	101,580.81	

Run Date: 6/30/2016
 Run Time: 2:55:37PM

Demand Account Activity

Page: 344
 User: 0

Start Date: 7/1/2015 End Date: 6/30/2016

Jnl. Entry	Ref #	Trx. Date	Ledger	Debit Amount	Credit Amount
1168871	1629259	5/31/2016	270	66,580.16	
1168899	1629296	5/31/2016	270	42,965.37	
1168832	162700502airscc	5/31/2016	270	32,472.29	
1168794	1629215	5/31/2016	270	22,285.06	
1168900	1629280	5/31/2016	270	17,930.46	
1168928	162700516	5/31/2016	270	17,000.00	
1168897	1629279	5/31/2016	270	16,903.25	
1168908	1629300	5/31/2016	270	16,390.40	
1168902	1629281	5/31/2016	270	15,996.23	
1168834	162700504abc lic cc	5/31/2016	270	14,650.00	
1168904	1629297	5/31/2016	270	13,986.87	
1168872	1629260	5/31/2016	270	8,762.05	
1168910	1629301	5/31/2016	270	5,899.59	
1168791	1629212	5/31/2016	270	5,438.38	
1168906	1629282	5/31/2016	270	3,861.00	
1168915	1629304	5/31/2016	270	3,786.73	
1168821	1629234	5/31/2016	270	2,993.75	
1168887	1629276	5/31/2016	270	2,360.00	
1168892	1629277	5/31/2016	270	2,313.38	
1168909	1629299	5/31/2016	270	2,040.80	
1168814	1629230	5/31/2016	270	1,970.00	
1168798	1629219	5/31/2016	270	1,938.81	
1168790	1629211	5/31/2016	270	1,737.13	
1168895	1629278	5/31/2016	270	1,693.41	
1168898	1629273	5/31/2016	270	1,665.17	
1168894	1629295	5/31/2016	270	1,606.23	
1168796	1629217	5/31/2016	270	1,561.35	
1168797	1629218	5/31/2016	270	1,263.04	
1168874	1629261	5/31/2016	270	989.49	
1168818	1629232	5/31/2016	270	967.00	
1168901	1629274	5/31/2016	270	940.06	
1168903	1629275	5/31/2016	270	721.81	
1168907	1629298	5/31/2016	270	640.00	
1168833	162700503ifta cc air	5/31/2016	270	541.58	
1168896	1629272	5/31/2016	270	536.79	
1168789	1629210	5/31/2016	270	512.08	
1168816	1629231	5/31/2016	270	370.00	
1168822	1629235	5/31/2016	270	250.00	
1168917	1629306	5/31/2016	270	229.00	
1168914	1629303	5/31/2016	270	97.75	
1168795	1629216	5/31/2016	270	95.20	
1168820	1629233	5/31/2016	270	90.00	
1168912	1629302	5/31/2016	270	44.00	
1168882	1629266	5/31/2016	270	36.00	
1168884	1629267	5/31/2016	270	30.00	
1168886	1629268	5/31/2016	270	24.82	
1168889	1629269	5/31/2016	270	16.00	
1168793	1629214	5/31/2016	270	12.90	
1168891	1629270	5/31/2016	270	12.00	
1168893	1629271	5/31/2016	270	8.00	
1168792	1629213	5/31/2016	270	6.00	
1168916	1629305	5/31/2016	270	4.00	
1168819	8006462 EFT REV	5/31/2016	270		1,642.27
1168811	162700506	5/31/2016	270		2,695,092.89
1168850	162700510	5/31/2016	270		15,940,509.37
1168924	162700513	5/31/2016	270		23,048,858.34

Run Date: 6/30/2016
 Run Time: 2:55:37PM

Demand Account Activity

Start Date: 7/1/2015 End Date: 6/30/2016

Page: 345
 User: 0

Jnl. Entry	Ref #	Trx. Date	Ledger	Debit Amount	Credit Amount
1168938	Back Out Journal Er	5/31/2016	270		102,092.89
1169295	162600601	6/1/2016	270	18,000,000.00	
1169300	162700603	6/1/2016	270	7,024,375.00	
1169301	162700604	6/1/2016	270	5,022,630.42	
1169299	162700602	6/1/2016	270	4,200,000.00	
1169324	1629395	6/1/2016	270	3,074,000.00	
1169271	1629359	6/1/2016	270	2,972,198.45	
1169270	1629358	6/1/2016	270	2,280,727.68	
1169269	1629357	6/1/2016	270	896,252.27	
1168964	1629310	6/1/2016	270	767,838.14	
1169264	1629352	6/1/2016	270	270,472.23	
1168966	1629312	6/1/2016	270	137,602.39	
1169325	1629398	6/1/2016	270	118,000.00	
1168990	1629327	6/1/2016	270	100,000.00	
1169260	1629349	6/1/2016	270	90,731.00	
1168994	1629331	6/1/2016	270	74,190.77	
1168987	1629332	6/1/2016	270	65,727.05	
1169290	1629375	6/1/2016	270	64,931.99	
1169000	1629338	6/1/2016	270	41,660.44	
1169262	1629350	6/1/2016	270	28,257.83	
1169326	1629396	6/1/2016	270	24,744.00	
1168986	1629334	6/1/2016	270	18,832.55	
1168992	1629329	6/1/2016	270	18,110.00	
1168999	1629337	6/1/2016	270	15,132.63	
1168965	1629311	6/1/2016	270	13,727.50	
1169001	1629339	6/1/2016	270	11,536.45	
1168998	1629336	6/1/2016	270	11,346.40	
1169322	1629394	6/1/2016	270	6,807.70	
1169263	1629351	6/1/2016	270	5,980.36	
1169311	1629384	6/1/2016	270	4,854.75	
1169312	1629385	6/1/2016	270	3,905.19	
1169266	1629354	6/1/2016	270	3,781.63	
1169267	1629355	6/1/2016	270	2,209.40	
1168976	1629324	6/1/2016	270	2,134.00	
1168991	1629328	6/1/2016	270	1,566.53	
1169268	1629356	6/1/2016	270	1,500.00	
1169327	1629399	6/1/2016	270	1,350.00	
1169272	1629360	6/1/2016	270	1,296.49	
1169265	1629353	6/1/2016	270	907.48	
1169259	1629348	6/1/2016	270	876.00	
1169328	1629400	6/1/2016	270	430.00	
1169323	1629397	6/1/2016	270	400.00	
1169273	1629361	6/1/2016	270	303.48	
1168988	1629325	6/1/2016	270	215.25	
1168993	1629330	6/1/2016	270	210.82	
1168989	1629326	6/1/2016	270	125.00	
1168997	1629335	6/1/2016	270	49.50	
1168985	162700601	6/1/2016	270		19,700,862.00
1169298	162700601	6/1/2016	270		18,687,707.72
1169302	162700605	6/1/2016	270		7,024,375.00
1169693	1629488	6/2/2016	270	52,236,161.55	
1169601	162700607 AIRS TA	6/2/2016	270	10,844,599.31	
1169624	1629423	6/2/2016	270	785,750.00	
1169616	1629406	6/2/2016	270	248,731.76	
1169612	1629418	6/2/2016	270	243,597.49	
1169707	1629496	6/2/2016	270	167,346.84	

Run Date: 6/30/2016
Run Time: 2:55:37PM

Demand Account Activity

Start Date: 7/1/2015 End Date: 6/30/2016

Page: 346
User: 0

Jnl. Entry	Ref #	Trx. Date	Ledger	Debit Amount	Credit Amount
1169704	1629493	6/2/2016	270	144,624.06	
1169705	1629494	6/2/2016	270	138,596.78	
1169635	1629429	6/2/2016	270	129,782.12	
1169620	1629426	6/2/2016	270	114,130.45	
1169706	1629495	6/2/2016	270	92,526.69	
1169646	1629441	6/2/2016	270	82,712.85	
1169703	1629492	6/2/2016	270	65,145.00	
1169661	1629456	6/2/2016	270	64,733.86	
1169621	1629422	6/2/2016	270	50,610.00	
1169605	162700611 AIRS DE	6/2/2016	270	44,330.00	
1169602	162700608 AIRS TA	6/2/2016	270	40,666.19	
1169629	1629427	6/2/2016	270	26,412.29	
1169690	1629485	6/2/2016	270	25,792.00	
1169711	1629502	6/2/2016	270	22,980.00	
1169659	1629454	6/2/2016	270	14,282.40	
1169699	1629490	6/2/2016	270	11,539.00	
1169662	1629457	6/2/2016	270	10,959.03	
1169689	1629484	6/2/2016	270	10,931.19	
1169660	1629455	6/2/2016	270	10,848.58	
1169636	1629430	6/2/2016	270	8,695.07	
1169715	1629505	6/2/2016	270	8,067.75	
1169608	1629415	6/2/2016	270	7,839.14	
1169604	162700610 AIRS DE	6/2/2016	270	7,487.82	
1169609	1629416	6/2/2016	270	7,384.00	
1169610	1629417	6/2/2016	270	7,300.00	
1169692	1629487	6/2/2016	270	7,205.09	
1169627	1629412	6/2/2016	270	7,177.68	
1169334	1629413	6/2/2016	270	6,923.00	
1169676	1629471	6/2/2016	270	5,898.25	
1169607	1629414	6/2/2016	270	5,803.94	
1169718	1629508	6/2/2016	270	4,878.00	
1169656	1629451	6/2/2016	270	3,982.00	
1169670	1629465	6/2/2016	270	3,902.00	
1169630	1629428	6/2/2016	270	3,781.36	
1169657	1629452	6/2/2016	270	3,491.20	
1169658	1629453	6/2/2016	270	3,314.28	
1169645	1629440	6/2/2016	270	3,266.40	
1169603	162700609 AIRS DE	6/2/2016	270	2,363.10	
1169674	1629469	6/2/2016	270	1,740.00	
1169697	1629489	6/2/2016	270	1,667.98	
1169668	1629463	6/2/2016	270	1,335.00	
1169654	1629449	6/2/2016	270	1,187.60	
1169644	1629439	6/2/2016	270	1,052.50	
1169613	1629405	6/2/2016	270	900.00	
1169666	1629461	6/2/2016	270	762.00	
1169655	1629450	6/2/2016	270	541.00	
1169701	1629491	6/2/2016	270	530.90	
1169652	1629447	6/2/2016	270	525.00	
1169625	1629411	6/2/2016	270	478.00	
1169677	1629472	6/2/2016	270	470.00	
1169672	1629467	6/2/2016	270	389.75	
1169675	1629470	6/2/2016	270	330.00	
1169671	1629466	6/2/2016	270	320.00	
1169738	1629519	6/2/2016	270	244.40	
1169669	1629464	6/2/2016	270	240.00	
1169653	1629448	6/2/2016	270	235.00	

Run Date: 6/30/2016
 Run Time: 2:55:37PM

Demand Account Activity

Start Date: 7/1/2015 End Date: 6/30/2016

Page: 347
 User: 0

Jnl. Entry	Ref #	Trx. Date	Ledger	Debit Amount	Credit Amount
1169622	1629409	6/2/2016	270	206.97	
1169618	1629408	6/2/2016	270	200.00	
1169667	1629462	6/2/2016	270	200.00	
1169714	1629524	6/2/2016	270	172.00	
1169739	1629525	6/2/2016	270	148.00	
1169651	1629446	6/2/2016	270	146.00	
1169623	1629410	6/2/2016	270	137.77	
1169741	1629526	6/2/2016	270	128.00	
1169673	1629468	6/2/2016	270	90.00	
1169730	1629514	6/2/2016	270	88.00	
1169729	1629513	6/2/2016	270	86.00	
1169691	1629486	6/2/2016	270	85.08	
1169732	1629515	6/2/2016	270	70.00	
1169719	1629520	6/2/2016	270	64.00	
1169731	1629521	6/2/2016	270	54.00	
1169736	1629523	6/2/2016	270	54.00	
1169647	1629442	6/2/2016	270	50.00	
1169721	1629512	6/2/2016	270	48.00	
1169734	1629516	6/2/2016	270	48.00	
1169735	1629517	6/2/2016	270	48.00	
1169713	1629504	6/2/2016	270	47.50	
1169617	1629407	6/2/2016	270	33.00	
1169737	1629518	6/2/2016	270	24.00	
1169712	1629503	6/2/2016	270	17.00	
1169717	1629507	6/2/2016	270	17.00	
1169648	1629443	6/2/2016	270	16.00	
1169663	1629458	6/2/2016	270	15.20	
1169664	1629459	6/2/2016	270	15.20	
1169716	1629506	6/2/2016	270	12.75	
1169665	1629460	6/2/2016	270	9.60	
1169649	1629444	6/2/2016	270	4.00	
1169650	1629445	6/2/2016	270	4.00	
1169733	1629522	6/2/2016	270	2.00	
1169687	162700601	6/2/2016	270		14,975,000.00
1169709	162700602	6/2/2016	270		12,978,590.09
1169728	162600601	6/2/2016	270		38,000,000.00
1170060	162700602	6/3/2016	270	72,711,336.00	
1170153	162600601	6/3/2016	270	20,000,000.00	
1170146	162300601	6/3/2016	270	11,000,000.00	
1169783	162700607 AIRS TA	6/3/2016	270	8,625,440.30	
1169759	163000603	6/3/2016	270	3,000,000.00	
1170157	1629659	6/3/2016	270	1,918,005.21	
1170121	1629645	6/3/2016	270	839,661.08	
1170053	1629583	6/3/2016	270	489,095.35	
1170063	1629592	6/3/2016	270	286,531.86	
1170160	1629661	6/3/2016	270	203,771.66	
1170028	1629558	6/3/2016	270	108,303.24	
1170130	1629656	6/3/2016	270	101,295.32	
1170031	1629561	6/3/2016	270	95,003.38	
1170115	1629647	6/3/2016	270	86,294.86	
1170116	1629631	6/3/2016	270	82,655.00	
1170113	1629646	6/3/2016	270	70,846.27	
1170128	1629650	6/3/2016	270	61,347.76	
1169784	162700608 AIRS TA	6/3/2016	270	52,569.07	
1170109	1629628	6/3/2016	270	41,856.03	
1170108	1629642	6/3/2016	270	36,364.62	

Run Date: 6/30/2016
 Run Time: 2:55:37PM

Demand Account Activity

Start Date: 7/1/2015 End Date: 6/30/2016

Page: 348
 User: 0

Jnl. Entry	Ref #	Trx. Date	Ledger	Debit Amount	Credit Amount
1170106	1629627	6/3/2016	270	36,067.49	
1170110	1629643	6/3/2016	270	34,653.67	
1170032	1629562	6/3/2016	270	27,748.91	
1169763	1629547	6/3/2016	270	17,875.00	
1169787	162700611 AIRS DE	6/3/2016	270	15,650.00	
1170112	1629644	6/3/2016	270	15,503.28	
1170044	1629581	6/3/2016	270	13,042.75	
1169768	1629549	6/3/2016	270	11,949.80	
1170126	1629648	6/3/2016	270	11,678.49	
1169775	1629542	6/3/2016	270	10,040.00	
1170033	1629563	6/3/2016	270	9,748.17	
1169786	162700610 AIRS DE	6/3/2016	270	9,631.73	
1170124	1629638	6/3/2016	270	9,247.21	
1170118	1629633	6/3/2016	270	6,945.74	
1169767	1629548	6/3/2016	270	6,040.00	
1170125	1629639	6/3/2016	270	5,665.62	
1170104	1629640	6/3/2016	270	4,204.88	
1170114	1629630	6/3/2016	270	3,500.00	
1170041	1629579	6/3/2016	270	3,470.00	
1169785	162700609 AIRS DE	6/3/2016	270	2,860.17	
1170107	1629641	6/3/2016	270	2,392.33	
1170154	1629658	6/3/2016	270	1,701.81	
1170151	1629657	6/3/2016	270	1,608.79	
1170105	1629626	6/3/2016	270	1,473.30	
1170123	1629637	6/3/2016	270	1,451.22	
1170117	1629632	6/3/2016	270	1,255.50	
1170038	1629577	6/3/2016	270	1,253.00	
1170029	1629559	6/3/2016	270	1,211.00	
1170048	1629582	6/3/2016	270	1,090.00	
1170030	1629560	6/3/2016	270	1,025.50	
1169752	1629546	6/3/2016	270	950.00	
1170111	1629629	6/3/2016	270	792.50	
1170026	1629556	6/3/2016	270	700.00	
1170042	1629580	6/3/2016	270	640.00	
1170027	1629557	6/3/2016	270	627.21	
1169772	1629551	6/3/2016	270	620.00	
1170127	1629649	6/3/2016	270	574.83	
1169777	1629543	6/3/2016	270	500.00	
1170158	1629660	6/3/2016	270	485.00	
1170120	1629635	6/3/2016	270	482.58	
1170152	1629676	6/3/2016	270	474.78	
1170119	1629634	6/3/2016	270	445.25	
1170122	1629636	6/3/2016	270	414.00	
1169779	1629544	6/3/2016	270	240.00	
1170040	1629578	6/3/2016	270	170.00	
1170023	1629553	6/3/2016	270	114.00	
1170024	1629554	6/3/2016	270	80.00	
1169780	1629545	6/3/2016	270	60.00	
1169770	1629550	6/3/2016	270	38.80	
1170035	1629575	6/3/2016	270	22.80	
1169781	1629574	6/3/2016	270	22.80	
1170025	1629555	6/3/2016	270	20.00	
1170036	1629576	6/3/2016	270	14.40	
1169755	DFA EFT REV 6/3/1	6/3/2016	270		11,456.77
1170096	162700605	6/3/2016	270		116,180,383.89
1169789	162700601	6/3/2016	270		4,197,711.00

Run Date: 6/30/2016
 Run Time: 2:55:37PM

Demand Account Activity

Start Date: 7/1/2015 End Date: 6/30/2016

Page: 349
 User: 0

Jnl. Entry	Ref #	Trx. Date	Ledger	Debit Amount	Credit Amount
1170557	162600601	6/6/2016	270	14,000,000.00	
1170186	163000604	6/6/2016	270	11,000,000.00	
1170188	162700602	6/6/2016	270	9,597,106.00	
1170198	162700607 AIRS TA	6/6/2016	270	6,353,642.25	
1170521	1629764	6/6/2016	270	2,174,859.60	
1170527	1629775	6/6/2016	270	1,093,065.09	
1170517	1629761	6/6/2016	270	402,090.64	
1170518	1629762	6/6/2016	270	298,819.04	
1170520	1629763	6/6/2016	270	217,697.58	
1170526	1629767	6/6/2016	270	119,070.53	
1170492	1629737	6/6/2016	270	106,162.00	
1170461	1629713	6/6/2016	270	87,176.38	
1170516	1629760	6/6/2016	270	56,899.68	
1170514	1629758	6/6/2016	270	52,280.14	
1170523	1629774	6/6/2016	270	52,110.00	
1170508	1629752	6/6/2016	270	52,108.68	
1170454	1629706	6/6/2016	270	41,764.69	
1170455	1629707	6/6/2016	270	36,720.81	
1170489	1629735	6/6/2016	270	34,520.86	
1170507	1629751	6/6/2016	270	33,477.85	
1170456	1629708	6/6/2016	270	21,846.22	
1170457	1629709	6/6/2016	270	21,477.70	
1170445	1629697	6/6/2016	270	20,658.53	
1170458	1629710	6/6/2016	270	17,446.04	
1170459	1629711	6/6/2016	270	17,402.48	
1170475	1629722	6/6/2016	270	15,600.00	
1170178	1629686	6/6/2016	270	14,417.00	
1170525	1629766	6/6/2016	270	13,056.64	
1170506	1629750	6/6/2016	270	12,787.18	
1170490	1629736	6/6/2016	270	12,039.41	
1170201	162700610 AIRS D€	6/6/2016	270	12,014.12	
1170452	1629704	6/6/2016	270	11,587.17	
1170200	162700609 AIRS D€	6/6/2016	270	10,686.54	
1170487	1629733	6/6/2016	270	10,217.70	
1170542	1629794	6/6/2016	270	9,662.00	
1170179	1629687	6/6/2016	270	9,350.00	
1170460	1629712	6/6/2016	270	9,270.73	
1170515	1629759	6/6/2016	270	9,179.09	
1170522	1629773	6/6/2016	270	8,157.77	
1170202	162700611 AIRS D€	6/6/2016	270	8,000.00	
1170502	1629771	6/6/2016	270	6,995.76	
1170453	1629705	6/6/2016	270	6,995.20	
1170512	1629756	6/6/2016	270	5,905.53	
1170450	1629702	6/6/2016	270	5,106.15	
1170474	1629721	6/6/2016	270	4,869.75	
1170451	1629703	6/6/2016	270	4,400.03	
1170513	1629757	6/6/2016	270	4,377.24	
1170199	162700608 AIRS TA	6/6/2016	270	4,037.31	
1170484	1629730	6/6/2016	270	4,002.00	
1170486	1629732	6/6/2016	270	3,784.63	
1170464	1629714	6/6/2016	270	3,642.69	
1170449	1629701	6/6/2016	270	2,397.67	
1170511	1629755	6/6/2016	270	2,328.17	
1170519	1629772	6/6/2016	270	2,276.00	
1170509	1629753	6/6/2016	270	2,141.64	
1170504	1629748	6/6/2016	270	2,003.42	

Run Date: 6/30/2016
 Run Time: 2:55:37PM

Demand Account Activity

Start Date: 7/1/2015 End Date: 6/30/2016

Page: 350
 User: 0

Jnl. Entry	Ref #	Trx. Date	Ledger	Debit Amount	Credit Amount
1170481	1629728	6/6/2016	270	1,915.00	
1170503	1629747	6/6/2016	270	1,705.00	
1170505	1629749	6/6/2016	270	857.50	
1170510	1629754	6/6/2016	270	806.96	
1170479	1629726	6/6/2016	270	636.75	
1170447	1629699	6/6/2016	270	589.27	
1170441	1629693	6/6/2016	270	550.00	
1170448	1629700	6/6/2016	270	437.22	
1170541	1629788	6/6/2016	270	420.00	
1170446	1629698	6/6/2016	270	420.00	
1170483	1629729	6/6/2016	270	350.00	
1170488	1629734	6/6/2016	270	325.00	
1170485	1629731	6/6/2016	270	320.00	
1170443	1629695	6/6/2016	270	250.00	
1170540	1629787	6/6/2016	270	180.00	
1170480	1629727	6/6/2016	270	170.00	
1170524	1629765	6/6/2016	270	96.73	
1170442	1629694	6/6/2016	270	77.00	
1170444	1629696	6/6/2016	270	66.30	
1170476	1629723	6/6/2016	270	30.40	
1170477	1629724	6/6/2016	270	30.40	
1170478	1629725	6/6/2016	270	19.20	
1170554	1629795	6/6/2016	270	17.00	
1170181	1629688	6/6/2016	270	7.50	
1170183	1629689	6/6/2016	270	7.50	
1170482	DFA EFT REV 6/6/1	6/6/2016	270		7,695.81
1170546	162700604	6/6/2016	270		28,079,246.44
1170187	162700601	6/6/2016	270		466,813.00
1170467	162700603	6/6/2016	270		17,642,901.39
1170602	163000603	6/7/2016	270	12,000,000.00	
1170616	162700607 AIRS TA	6/7/2016	270	9,021,680.65	
1171037	162600601	6/7/2016	270	3,000,000.00	
1170956	1629869	6/7/2016	270	1,329,379.29	
1170920	1629833	6/7/2016	270	950,000.00	
1171049	1629946	6/7/2016	270	800,000.00	
1170941	1629852	6/7/2016	270	678,776.50	
1170985	1629900	6/7/2016	270	610,916.45	
1170988	1629903	6/7/2016	270	464,223.86	
1170999	1629894	6/7/2016	270	386,870.47	
1170986	1629901	6/7/2016	270	148,030.02	
1171000	1629895	6/7/2016	270	129,830.04	
1170947	1629856	6/7/2016	270	95,963.14	
1170934	1629847	6/7/2016	270	92,550.00	
1170987	1629902	6/7/2016	270	76,855.21	
1170935	1629851	6/7/2016	270	67,717.50	
1170929	1629842	6/7/2016	270	38,818.64	
1170989	1629904	6/7/2016	270	29,310.23	
1170617	162700608 AIRS TA	6/7/2016	270	24,676.44	
1170620	162700611 AIRS DE	6/7/2016	270	23,575.00	
1171038	1629940	6/7/2016	270	23,368.80	
1170925	1629838	6/7/2016	270	16,583.55	
1170928	1629841	6/7/2016	270	14,840.00	
1170933	1629846	6/7/2016	270	13,451.65	
1170943	1629854	6/7/2016	270	10,758.99	
1170983	1629899	6/7/2016	270	7,688.45	
1170998	1629893	6/7/2016	270	7,367.03	

Run Date: 6/30/2016
 Run Time: 2:55:37PM

Demand Account Activity

Start Date: 7/1/2015 End Date: 6/30/2016

Page: 351
 User: 0

Jnl. Entry	Ref #	Trx. Date	Ledger	Debit Amount	Credit Amount
1170942	1629853	6/7/2016	270	6,726.00	
1170958	1629866	6/7/2016	270	4,521.00	
1170970	1629897	6/7/2016	270	3,835.00	
1170931	1629844	6/7/2016	270	3,795.04	
1171020	1629938	6/7/2016	270	3,740.38	
1170932	1629845	6/7/2016	270	3,064.34	
1170966	1629875	6/7/2016	270	2,935.00	
1170963	1629872	6/7/2016	270	2,927.00	
1170990	1629905	6/7/2016	270	2,609.50	
1170619	162700610 AIRS DE	6/7/2016	270	2,597.63	
1170927	1629840	6/7/2016	270	2,595.00	
1170955	1629864	6/7/2016	270	2,555.00	
1171003	1629909	6/7/2016	270	2,157.80	
1171011	1629910	6/7/2016	270	1,260.32	
1171014	1629911	6/7/2016	270	1,240.18	
1170586	1629815	6/7/2016	270	1,151.80	
1170926	1629839	6/7/2016	270	910.00	
1170953	1629862	6/7/2016	270	873.25	
1170588	1629817	6/7/2016	270	854.40	
1170997	1629892	6/7/2016	270	839.50	
1171001	1629896	6/7/2016	270	817.50	
1171016	1629912	6/7/2016	270	695.53	
1170592	1629821	6/7/2016	270	601.06	
1170922	1629835	6/7/2016	270	550.00	
1170957	1629865	6/7/2016	270	490.00	
1170923	1629836	6/7/2016	270	475.00	
1170585	1629814	6/7/2016	270	411.63	
1170589	1629818	6/7/2016	270	390.00	
1170960	1629867	6/7/2016	270	360.00	
1170618	162700609 AIRS DE	6/7/2016	270	352.89	
1170584	1629813	6/7/2016	270	351.61	
1170591	1629820	6/7/2016	270	332.00	
1170583	1629812	6/7/2016	270	320.00	
1170924	1629837	6/7/2016	270	290.00	
1170930	1629843	6/7/2016	270	161.97	
1170982	1629898	6/7/2016	270	154.98	
1170954	1629863	6/7/2016	270	150.00	
1170967	1629876	6/7/2016	270	150.00	
1170582	1629811	6/7/2016	270	145.00	
1170580	1629809	6/7/2016	270	75.00	
1170587	1629816	6/7/2016	270	75.00	
1170581	1629810	6/7/2016	270	58.01	
1170919	1629832	6/7/2016	270	40.00	
1170590	1629819	6/7/2016	270	30.65	
1170921	1629834	6/7/2016	270	25.50	
1170950	1629859	6/7/2016	270	15.20	
1170951	1629860	6/7/2016	270	15.20	
1170952	1629861	6/7/2016	270	9.60	
1170969	DFA EFT REV 6/7/1	6/7/2016	270		6,518.47
1170937	162700602	6/7/2016	270		6,972,723.60
1170940	162700603	6/7/2016	270		22,673,372.96
1170603	162700601	6/7/2016	270		89,265.44
1171568	163990501	6/8/2016	270	126,437,695.44	
1171526	162600601	6/8/2016	270	12,000,000.00	
1171070	162700607 AIRS TA	6/8/2016	270	8,014,215.51	
1171057	163000603	6/8/2016	270	8,000,000.00	

Run Date: 6/30/2016
 Run Time: 2:55:37PM

Demand Account Activity

Page: 352
 User: 0

Start Date: 7/1/2015 End Date: 6/30/2016

Jnl. Entry	Ref #	Trx. Date	Ledger	Debit Amount	Credit Amount
1171410	1629986	6/8/2016	270	6,921,774.88	
1171416	1629992	6/8/2016	270	5,216,892.26	
1171519	1630082	6/8/2016	270	2,367,522.43	
1171549	1630107	6/8/2016	270	2,169,389.65	
1171510	1630076	6/8/2016	270	1,017,982.37	
1171558	162300601	6/8/2016	270	1,000,000.00	
1171408	162700602	6/8/2016	270	604,397.04	
1171513	1630077	6/8/2016	270	252,476.43	
1171456	1630020	6/8/2016	270	169,068.28	
1171425	162700604	6/8/2016	270	159,820.25	
1171522	1630083	6/8/2016	270	157,254.68	
1171559	1630116	6/8/2016	270	134,765.97	
1171517	1630081	6/8/2016	270	105,860.00	
1171554	1630114	6/8/2016	270	100,000.00	
1171452	1630015	6/8/2016	270	77,159.15	
1171514	1630078	6/8/2016	270	65,192.21	
1171079	1629957	6/8/2016	270	52,741.65	
1171557	1630115	6/8/2016	270	46,638.32	
1171515	1630079	6/8/2016	270	43,888.97	
1171418	1629993	6/8/2016	270	36,990.32	
1171516	1630080	6/8/2016	270	32,438.56	
1171071	162700608 AIRS TA	6/8/2016	270	31,528.98	
1171451	1630014	6/8/2016	270	26,278.99	
1171490	1630056	6/8/2016	270	20,366.87	
1171420	1629994	6/8/2016	270	19,023.71	
1171403	1629977	6/8/2016	270	11,925.00	
1171500	1630070	6/8/2016	270	11,769.13	
1171502	1630071	6/8/2016	270	11,643.74	
1171411	1629987	6/8/2016	270	11,342.64	
1171081	1629958	6/8/2016	270	8,298.83	
1171539	1630102	6/8/2016	270	7,868.25	
1171077	162700611 AIRS DE	6/8/2016	270	5,800.00	
1171075	162700610 AIRS DE	6/8/2016	270	5,356.84	
1171449	1630012	6/8/2016	270	5,299.50	
1171504	1630072	6/8/2016	270	4,177.44	
1171438	1630084	6/8/2016	270	2,718.09	
1171520	1630085	6/8/2016	270	2,638.76	
1171505	1630073	6/8/2016	270	2,615.60	
1171506	1630074	6/8/2016	270	2,466.00	
1171508	1630075	6/8/2016	270	2,010.00	
1171492	1630057	6/8/2016	270	1,930.00	
1171078	162700612 AIRS DE	6/8/2016	270	1,410.00	
1171447	1630010	6/8/2016	270	1,410.00	
1171499	1630069	6/8/2016	270	1,367.98	
1171495	1630058	6/8/2016	270	727.50	
1171444	1630008	6/8/2016	270	714.00	
1171545	1630103	6/8/2016	270	660.00	
1171493	1630066	6/8/2016	270	574.00	
1171537	1630097	6/8/2016	270	509.20	
1171496	1630067	6/8/2016	270	506.00	
1171547	1630105	6/8/2016	270	480.00	
1171415	1629991	6/8/2016	270	478.18	
1171487	1630053	6/8/2016	270	452.75	
1171414	1629990	6/8/2016	270	445.00	
1171450	1630013	6/8/2016	270	420.00	
1171548	1630106	6/8/2016	270	381.56	

Run Date: 6/30/2016
 Run Time: 2:55:37PM

Demand Account Activity

Page: 353
 User: 0

Start Date: 7/1/2015 End Date: 6/30/2016

Jnl. Entry	Ref #	Trx. Date	Ledger	Debit Amount	Credit Amount
1171497	1630068	6/8/2016	270	333.00	
1171448	1630011	6/8/2016	270	270.00	
1171534	1630094	6/8/2016	270	231.40	
1171488	1630054	6/8/2016	270	230.00	
1171531	1630092	6/8/2016	270	210.00	
1171072	162700609 AIRS DE	6/8/2016	270	206.40	
1171535	1630095	6/8/2016	270	156.00	
1171446	1630009	6/8/2016	270	130.00	
1171489	1630055	6/8/2016	270	127.19	
1171507	1630062	6/8/2016	270	120.00	
1171532	1630093	6/8/2016	270	106.00	
1171399	1629976	6/8/2016	270	100.00	
1171538	1630098	6/8/2016	270	90.00	
1171509	1630063	6/8/2016	270	80.60	
1171311	1629960	6/8/2016	270	75.00	
1171383	1629961	6/8/2016	270	75.00	
1171384	1629962	6/8/2016	270	75.00	
1171386	1629963	6/8/2016	270	75.00	
1171413	1629989	6/8/2016	270	65.00	
1171518	1630087	6/8/2016	270	60.00	
1171387	1629964	6/8/2016	270	50.00	
1171536	1630096	6/8/2016	270	48.00	
1171486	1630052	6/8/2016	270	42.00	
1171511	1630064	6/8/2016	270	40.00	
1171409	1629985	6/8/2016	270	38.80	
1171512	1630065	6/8/2016	270	35.20	
1171498	1630059	6/8/2016	270	35.00	
1171528	1630089	6/8/2016	270	30.00	
1171529	1630090	6/8/2016	270	24.00	
1171527	1630088	6/8/2016	270	22.00	
1171501	1630060	6/8/2016	270	12.00	
1171412	1629988	6/8/2016	270	10.00	
1171503	1630061	6/8/2016	270	8.00	
1171441	1630005	6/8/2016	270	7.60	
1171442	1630006	6/8/2016	270	7.60	
1171530	1630091	6/8/2016	270	7.20	
1171443	1630007	6/8/2016	270	4.80	
1171407	1629984	6/8/2016	270	4.25	
1171546	1630104	6/8/2016	270	2.00	
1171417	162700603	6/8/2016	270		159,820.55
1171426	162700605	6/8/2016	270		12,785,184.44
1171059	162700601	6/8/2016	270		6,921,774.88
1171445	DFA EFT REV 6/8/1	6/8/2016	270		30,959.19
1171439	162700605	6/8/2016	270		29,198,266.10
1171569	163990502	6/8/2016	270		126,437,695.45
1172693	1630190	6/9/2016	270	183,983,429.30	
1171581	162700602	6/9/2016	270	86,832,000.00	
1171579	163000603	6/9/2016	270	12,000,000.00	
1171592	162700607 AIRS TA	6/9/2016	270	5,086,878.01	
1172694	1630191	6/9/2016	270	2,987,068.81	
1172697	1630192	6/9/2016	270	1,069,052.82	
1172702	1630193	6/9/2016	270	1,022,142.92	
1172774	1630260	6/9/2016	270	858,160.27	
1172645	1630142	6/9/2016	270	773,109.00	
1172690	1630187	6/9/2016	270	700,968.00	
1172643	1630141	6/9/2016	270	637,425.00	

Run Date: 6/30/2016
Run Time: 2:55:37PM

Demand Account Activity

Start Date: 7/1/2015 End Date: 6/30/2016

Page: 354
User: 0

Jnl. Entry	Ref #	Trx. Date	Ledger	Debit Amount	Credit Amount
1171572	1630121	6/9/2016	270	409,365.48	
1172666	1630164	6/9/2016	270	408,744.72	
1172660	1630157	6/9/2016	270	402,133.26	
1172730	1630227	6/9/2016	270	383,596.07	
1172689	1630186	6/9/2016	270	376,027.00	
1172773	1630259	6/9/2016	270	183,364.65	
1171607	1630131	6/9/2016	270	159,551.19	
1172732	1630229	6/9/2016	270	122,719.91	
1171608	1630132	6/9/2016	270	85,000.00	
1172728	1630225	6/9/2016	270	80,891.89	
1171609	1630133	6/9/2016	270	66,282.34	
1172680	1630178	6/9/2016	270	57,000.89	
1171593	162700608 AIRS TA	6/9/2016	270	52,202.82	
1171811	1630134	6/9/2016	270	39,935.04	
1171832	1630136	6/9/2016	270	38,042.11	
1172731	1630228	6/9/2016	270	32,643.97	
1171602	1630126	6/9/2016	270	30,292.00	
1171831	1630135	6/9/2016	270	25,579.76	
1171603	1630127	6/9/2016	270	16,698.80	
1172656	1630153	6/9/2016	270	12,106.00	
1172721	1630223	6/9/2016	270	12,010.72	
1171597	162700611 AIRS DE	6/9/2016	270	11,465.00	
1172729	1630226	6/9/2016	270	11,245.00	
1172661	1630158	6/9/2016	270	10,056.00	
1171605	1630129	6/9/2016	270	10,000.00	
1172681	1630179	6/9/2016	270	9,952.15	
1172676	1630174	6/9/2016	270	9,407.20	
1172691	1630188	6/9/2016	270	8,830.62	
1172715	1630219	6/9/2016	270	7,937.49	
1172692	1630189	6/9/2016	270	7,628.47	
1172667	1630165	6/9/2016	270	7,272.18	
1172713	1630218	6/9/2016	270	6,378.41	
1172647	1630144	6/9/2016	270	6,300.00	
1172669	1630167	6/9/2016	270	5,719.01	
1172658	1630155	6/9/2016	270	4,980.00	
1172712	1630217	6/9/2016	270	4,352.50	
1172677	1630175	6/9/2016	270	4,126.65	
1172668	1630166	6/9/2016	270	4,004.42	
1172678	1630176	6/9/2016	270	3,527.42	
1171598	162700612 AIRS DE	6/9/2016	270	3,195.00	
1172679	1630177	6/9/2016	270	2,849.27	
1171606	1630130	6/9/2016	270	2,552.17	
1172670	1630168	6/9/2016	270	1,830.00	
1171594	162700609 AIRS DE	6/9/2016	270	1,607.78	
1172723	1630224	6/9/2016	270	1,473.98	
1171596	162700610 AIRS DE	6/9/2016	270	1,453.46	
1172657	1630154	6/9/2016	270	960.00	
1172659	1630156	6/9/2016	270	960.00	
1172654	1630151	6/9/2016	270	843.50	
1172671	1630169	6/9/2016	270	600.00	
1172673	1630171	6/9/2016	270	504.00	
1172674	1630172	6/9/2016	270	413.00	
1172675	1630173	6/9/2016	270	220.00	
1172770	1630256	6/9/2016	270	216.00	
1172646	1630143	6/9/2016	270	200.00	
1172716	1630220	6/9/2016	270	180.00	

Run Date: 6/30/2016
 Run Time: 2:55:37PM

Demand Account Activity

Start Date: 7/1/2015 End Date: 6/30/2016

Page: 355
 User: 0

Jnl. Entry	Ref #	Trx. Date	Ledger	Debit Amount	Credit Amount
1172720	1630222	6/9/2016	270	167.52	
1172769	1630255	6/9/2016	270	162.00	
1172764	1630250	6/9/2016	270	160.00	
1172765	1630251	6/9/2016	270	152.00	
1172655	1630152	6/9/2016	270	140.00	
1172672	1630170	6/9/2016	270	109.30	
1172766	1630252	6/9/2016	270	86.00	
1172753	1630240	6/9/2016	270	62.00	
1171604	1630128	6/9/2016	270	57.52	
1172754	1630241	6/9/2016	270	54.00	
1172755	1630242	6/9/2016	270	54.00	
1172756	1630243	6/9/2016	270	48.00	
1172767	1630253	6/9/2016	270	48.00	
1172768	1630254	6/9/2016	270	44.00	
1172758	1630245	6/9/2016	270	30.00	
1172718	1630221	6/9/2016	270	25.05	
1172752	1630239	6/9/2016	270	24.00	
1172757	1630244	6/9/2016	270	24.00	
1172760	1630247	6/9/2016	270	24.00	
1172762	1630248	6/9/2016	270	24.00	
1172651	1630148	6/9/2016	270	22.80	
1172652	1630149	6/9/2016	270	22.80	
1172763	1630249	6/9/2016	270	20.00	
1172772	1630258	6/9/2016	270	20.00	
1172653	1630150	6/9/2016	270	14.40	
1172751	1630238	6/9/2016	270	10.00	
1172759	1630246	6/9/2016	270	6.00	
1172750	1630237	6/9/2016	270	4.00	
1172771	1630257	6/9/2016	270	2.00	
1171576	DFA EFT REV 6/9/1	6/9/2016	270		3,544.04
1172735	162700604	6/9/2016	270		34,207,749.17
1171580	162700601	6/9/2016	270		87,135,000.00
1171600	162700603	6/9/2016	270		63,471,055.56
1172784	162600601	6/9/2016	270		114,000,000.00
1173203	162700604	6/10/2016	270	320,448,661.58	
1173220	1630337	6/10/2016	270	15,604,437.84	
1173168	1630292	6/10/2016	270	11,696,237.76	
1173158	162700607 AIRS TA	6/10/2016	270	9,120,822.26	
1172806	163000604	6/10/2016	270	9,000,000.00	
1173217	1630334	6/10/2016	270	5,380,031.37	
1173173	1630297	6/10/2016	270	1,170,000.00	
1172807	162700601	6/10/2016	270	1,000,000.00	
1173174	1630298	6/10/2016	270	830,000.00	
1173166	1630290	6/10/2016	270	300,000.00	
1173236	1630353	6/10/2016	270	272,225.27	
1173176	1630300	6/10/2016	270	243,000.00	
1173242	1630359	6/10/2016	270	240,581.26	
1173238	1630355	6/10/2016	270	177,369.27	
1173175	1630299	6/10/2016	270	161,000.00	
1173186	1630310	6/10/2016	270	160,000.00	
1173188	1630311	6/10/2016	270	73,411.39	
1173216	1630333	6/10/2016	270	56,687.46	
1173301	1630406	6/10/2016	270	53,007.54	
1173239	1630356	6/10/2016	270	48,013.05	
1173167	1630291	6/10/2016	270	29,237.46	
1173170	1630294	6/10/2016	270	27,526.86	

Run Date: 6/30/2016
 Run Time: 2:55:37PM

Demand Account Activity

Page: 356
 User: 0

Start Date: 7/1/2015 End Date: 6/30/2016

Jnl. Entry	Ref #	Trx. Date	Ledger	Debit Amount	Credit Amount
1173232	1630349	6/10/2016	270	25,014.60	
1173162	162700611 AIRS DE	6/10/2016	270	19,715.00	
1173223	1630340	6/10/2016	270	19,184.56	
1173177	1630301	6/10/2016	270	17,800.00	
1173171	1630295	6/10/2016	270	17,157.29	
1173185	1630309	6/10/2016	270	17,000.00	
1173224	1630341	6/10/2016	270	13,362.16	
1173178	1630302	6/10/2016	270	13,000.00	
1173240	1630357	6/10/2016	270	12,588.43	
1173233	1630350	6/10/2016	270	11,041.28	
1172796	1630274	6/10/2016	270	10,989.00	
1173179	1630303	6/10/2016	270	10,000.00	
1173299	1630405	6/10/2016	270	9,021.20	
1173237	1630354	6/10/2016	270	8,863.38	
1173218	1630335	6/10/2016	270	8,341.23	
1173298	1630404	6/10/2016	270	7,769.07	
1173159	162700608 AIRS TA	6/10/2016	270	6,896.68	
1173219	1630336	6/10/2016	270	6,617.12	
1173285	162700604	6/10/2016	270	6,400.00	
1173241	1630358	6/10/2016	270	6,164.54	
1173313	1630415	6/10/2016	270	5,203.92	
1173180	1630304	6/10/2016	270	5,000.00	
1173309	1630413	6/10/2016	270	4,506.51	
1173181	1630305	6/10/2016	270	4,200.00	
1173311	1630414	6/10/2016	270	4,161.50	
1173182	1630306	6/10/2016	270	4,000.00	
1173234	1630351	6/10/2016	270	3,776.60	
1172797	1630276	6/10/2016	270	3,354.82	
1173235	1630352	6/10/2016	270	2,894.35	
1173194	1630317	6/10/2016	270	2,445.00	
1173191	1630315	6/10/2016	270	2,440.00	
1173169	1630293	6/10/2016	270	2,401.39	
1173183	1630307	6/10/2016	270	2,400.00	
1173229	1630346	6/10/2016	270	2,105.74	
1173230	1630347	6/10/2016	270	1,982.00	
1173231	1630348	6/10/2016	270	1,641.59	
1173161	162700610 AIRS DE	6/10/2016	270	1,493.96	
1173225	1630342	6/10/2016	270	1,480.00	
1173197	1630320	6/10/2016	270	1,245.25	
1173198	1630321	6/10/2016	270	1,018.65	
1173228	1630345	6/10/2016	270	886.27	
1173184	1630308	6/10/2016	270	800.00	
1173192	1630316	6/10/2016	270	470.00	
1173172	1630296	6/10/2016	270	458.17	
1173227	1630344	6/10/2016	270	407.00	
1173160	162700609 AIRS DE	6/10/2016	270	268.16	
1173195	1630318	6/10/2016	270	200.00	
1173196	1630319	6/10/2016	270	150.00	
1173226	1630343	6/10/2016	270	141.75	
1172793	1630271	6/10/2016	270	80.00	
1173215	1630332	6/10/2016	270	38.09	
1173165	1630289	6/10/2016	270	5.48	
1173206	DFA EFT REV 6/10/	6/10/2016	270		715.19
1172808	162700602	6/10/2016	270		807,000.00
1172809	162700603	6/10/2016	270		11,696,237.76
1173286	162700606	6/10/2016	270		345,750,039.72

Run Date: 6/30/2016
 Run Time: 2:55:37PM

Demand Account Activity

Page: 357
 User: 0

Start Date: 7/1/2015 End Date: 6/30/2016

Jnl. Entry	Ref #	Trx. Date	Ledger	Debit Amount	Credit Amount
1173322	162700616	6/10/2016	270		18,000,000.00
1174025	162700607 AIRS TA	6/13/2016	270	26,809,964.84	
1173362	163000603	6/13/2016	270	13,000,000.00	
1174147	162600601	6/13/2016	270	9,000,000.00	
1174116	1630538	6/13/2016	270	4,207,639.38	
1174026	162700609 AIRS DE	6/13/2016	270	1,512,051.48	
1174114	1630536	6/13/2016	270	1,134,092.75	
1174115	1630537	6/13/2016	270	1,129,000.00	
1174092	1630516	6/13/2016	270	1,113,819.77	
1174126	162300601	6/13/2016	270	1,000,000.00	
1174085	1630509	6/13/2016	270	409,224.14	
1174133	1630546	6/13/2016	270	331,647.05	
1173357	1630454	6/13/2016	270	174,468.62	
1174086	1630510	6/13/2016	270	172,572.30	
1174055	1630477	6/13/2016	270	124,146.00	
1173358	1630455	6/13/2016	270	121,418.95	
1174108	1630533	6/13/2016	270	93,833.49	
1174146	1630556	6/13/2016	270	76,010.13	
1173353	1630450	6/13/2016	270	28,640.20	
1174140	1630550	6/13/2016	270	25,000.00	
1174082	1630506	6/13/2016	270	23,402.13	
1173356	162700608 AIRS TA	6/13/2016	270	22,531.86	
1174093	1630517	6/13/2016	270	16,736.59	
1174030	162700612 AIRS DE	6/13/2016	270	15,250.00	
1174142	1630551	6/13/2016	270	15,000.00	
1173348	1630452	6/13/2016	270	14,500.00	
1174088	1630512	6/13/2016	270	7,777.52	
1173331	1630430	6/13/2016	270	7,500.00	
1174117	1630539	6/13/2016	270	4,851.36	
1174144	1630553	6/13/2016	270	4,161.74	
1174064	1630486	6/13/2016	270	3,952.00	
1174139	1630549	6/13/2016	270	3,874.50	
1174083	1630507	6/13/2016	270	3,757.78	
1173359	1630457	6/13/2016	270	3,587.87	
1174089	1630513	6/13/2016	270	3,300.00	
1174084	1630508	6/13/2016	270	3,241.50	
1174072	1630496	6/13/2016	270	2,677.05	
1173355	1630453	6/13/2016	270	2,628.00	
1174069	1630491	6/13/2016	270	2,275.00	
1174143	1630552	6/13/2016	270	2,250.00	
1174062	1630484	6/13/2016	270	2,005.00	
1174091	1630515	6/13/2016	270	1,678.30	
1174068	1630490	6/13/2016	270	1,322.96	
1174029	162700611 AIRS DE	6/13/2016	270	1,245.81	
1173354	1630451	6/13/2016	270	1,025.50	
1174067	1630489	6/13/2016	270	900.00	
1173337	1630435	6/13/2016	270	766.50	
1174056	1630478	6/13/2016	270	764.41	
1174060	1630482	6/13/2016	270	752.00	
1173333	1630432	6/13/2016	270	700.00	
1174079	1630503	6/13/2016	270	425.58	
1173352	1630449	6/13/2016	270	425.00	
1174080	1630504	6/13/2016	270	405.32	
1174090	1630514	6/13/2016	270	403.82	
1174063	1630485	6/13/2016	270	380.00	
1174066	1630488	6/13/2016	270	350.00	

Run Date: 6/30/2016
 Run Time: 2:55:37PM

Demand Account Activity

Page: 358
 User: 0

Start Date: 7/1/2015 End Date: 6/30/2016

Jnl. Entry	Ref #	Trx. Date	Ledger	Debit Amount	Credit Amount
1174065	1630487	6/13/2016	270	320.00	
1173334	1630433	6/13/2016	270	300.00	
1173335	1630434	6/13/2016	270	300.00	
1174138	1630548	6/13/2016	270	240.00	
1174027	162700610 AIRS DE	6/13/2016	270	215.80	
1174061	1630483	6/13/2016	270	190.00	
1173332	1630431	6/13/2016	270	190.00	
1174081	1630505	6/13/2016	270	167.50	
1174073	1630497	6/13/2016	270	142.00	
1173351	1630448	6/13/2016	270	139.75	
1174074	1630498	6/13/2016	270	130.00	
1174110	1630534	6/13/2016	270	88.02	
1174112	1630535	6/13/2016	270	45.61	
1174136	1630547	6/13/2016	270	38.63	
1174075	1630499	6/13/2016	270	28.00	
1174087	1630511	6/13/2016	270	24.44	
1174057	1630479	6/13/2016	270	15.20	
1174058	1630480	6/13/2016	270	15.20	
1174076	1630500	6/13/2016	270	12.00	
1174059	1630481	6/13/2016	270	9.60	
1174077	1630501	6/13/2016	270	4.00	
1174078	1630502	6/13/2016	270	2.61	
1174032	DFA EFT REV 6/13/	6/13/2016	270		20,952.11
1174119	162700601	6/13/2016	270		37,472,066.71
1174120	162700602	6/13/2016	270		23,860,842.81
1174621	162600601	6/14/2016	270	100,000,000.00	
1174452	162700607 AIRS TA	6/14/2016	270	31,790,729.07	
1174602	Back Out Journal Er	6/14/2016	270	27,472,810.31	
1174167	163000603	6/14/2016	270	8,000,000.00	
1174542	1630626	6/14/2016	270	2,902,773.80	
1174583	1630664	6/14/2016	270	1,217,052.30	
1174620	162300601	6/14/2016	270	1,000,000.00	
1174543	1630627	6/14/2016	270	815,671.23	
1174570	1630656	6/14/2016	270	572,039.32	
1174537	1630621	6/14/2016	270	204,183.81	
1174170	1630577	6/14/2016	270	125,889.18	
1174495	1630584	6/14/2016	270	84,000.00	
1174618	1630694	6/14/2016	270	56,000.00	
1174540	1630624	6/14/2016	270	44,950.25	
1174541	1630625	6/14/2016	270	39,949.66	
1174175	1630575	6/14/2016	270	29,764.81	
1174568	1630654	6/14/2016	270	27,189.65	
1174582	1630663	6/14/2016	270	23,852.57	
1174617	1630693	6/14/2016	270	23,382.05	
1174453	162700608 AIRS TA	6/14/2016	270	15,216.63	
1174172	1630578	6/14/2016	270	14,557.75	
1174581	1630662	6/14/2016	270	13,569.25	
1174174	1630579	6/14/2016	270	13,444.00	
1174490	162700611 AIRS DE	6/14/2016	270	9,950.00	
1174580	1630661	6/14/2016	270	8,648.00	
1174569	1630655	6/14/2016	270	6,958.00	
1174564	1630650	6/14/2016	270	6,793.39	
1174584	1630665	6/14/2016	270	4,113.00	
1174497	1630586	6/14/2016	270	3,800.00	
1174525	1630608	6/14/2016	270	3,483.00	
1174527	1630610	6/14/2016	270	2,970.00	

Run Date: 6/30/2016
 Run Time: 2:55:37PM

Demand Account Activity

Start Date: 7/1/2015 End Date: 6/30/2016

Page: 359
 User: 0

Jnl. Entry	Ref #	Trx. Date	Ledger	Debit Amount	Credit Amount
1174547	1630630	6/14/2016	270	2,820.00	
1174544	1630628	6/14/2016	270	2,359.47	
1174521	1630604	6/14/2016	270	1,645.00	
1174573	1630659	6/14/2016	270	1,636.10	
1174456	162700610 AIRS DE	6/14/2016	270	1,462.77	
1174496	1630585	6/14/2016	270	1,390.64	
1174164	1630576	6/14/2016	270	1,310.55	
1174565	1630651	6/14/2016	270	1,203.45	
1174523	1630606	6/14/2016	270	1,144.50	
1174566	1630652	6/14/2016	270	890.00	
1174171	1630573	6/14/2016	270	550.00	
1174455	162700609 AIRS DE	6/14/2016	270	461.63	
1174567	1630653	6/14/2016	270	446.83	
1174545	1630629	6/14/2016	270	437.50	
1174522	1630605	6/14/2016	270	320.00	
1174178	1630660	6/14/2016	270	302.46	
1174526	1630609	6/14/2016	270	280.00	
1174563	1630649	6/14/2016	270	211.20	
1174572	1630658	6/14/2016	270	180.00	
1174571	1630657	6/14/2016	270	175.50	
1174538	1630622	6/14/2016	270	167.85	
1174173	1630574	6/14/2016	270	130.00	
1174491	162700612 AIRS DE	6/14/2016	270	120.00	
1174524	1630607	6/14/2016	270	120.00	
1174514	1630601	6/14/2016	270	30.40	
1174519	1630602	6/14/2016	270	30.40	
1174539	1630623	6/14/2016	270	24.30	
1174520	1630603	6/14/2016	270	19.20	
1174616	1630692	6/14/2016	270	8.50	
1174515	DFA EFT REV 6/14/	6/14/2016	270		84.90
1174501	162700601	6/14/2016	270		119,432,563.20
1174600	162700602	6/14/2016	270		2,670.57
1174601	162700603	6/14/2016	270		27,472,810.31
1174605	Correct Journal Entr	6/14/2016	270		27,472,810.31
1175145	Back Out Journal Er	6/15/2016	270	100,899,757.52	
1175010	162700607 AIRS TA	6/15/2016	270	47,995,552.77	
1175014	1630704	6/15/2016	270	25,915,075.86	
1175128	1630803	6/15/2016	270	21,710,798.91	
1174648	162700601	6/15/2016	270	14,400,000.00	
1175127	1630802	6/15/2016	270	12,056,476.61	
1175102	1630783	6/15/2016	270	9,009,779.10	
1174645	163000603	6/15/2016	270	8,000,000.00	
1175065	1630748	6/15/2016	270	2,688,573.54	
1175018	1630708	6/15/2016	270	2,000,000.00	
1175066	1630749	6/15/2016	270	1,406,533.27	
1175107	1630789	6/15/2016	270	542,081.00	
1175125	1630800	6/15/2016	270	355,000.00	
1175019	1630709	6/15/2016	270	283,774.18	
1175084	1630767	6/15/2016	270	223,414.57	
1175064	1630747	6/15/2016	270	183,763.40	
1175017	1630707	6/15/2016	270	174,202.14	
1175115	163990602	6/15/2016	270	174,114.40	
1175026	1630712	6/15/2016	270	124,600.00	
1175103	1630784	6/15/2016	270	122,350.20	
1175096	1630777	6/15/2016	270	112,339.10	
1175104	1630785	6/15/2016	270	96,325.82	

Run Date: 6/30/2016
 Run Time: 2:55:37PM

Demand Account Activity

Start Date: 7/1/2015 End Date: 6/30/2016

Page: 360
 User: 0

Jnl. Entry	Ref #	Trx. Date	Ledger	Debit Amount	Credit Amount
1175097	1630778	6/15/2016	270	76,630.64	
1175020	1630711	6/15/2016	270	65,846.56	
1175098	1630779	6/15/2016	270	48,227.73	
1175013	1630703	6/15/2016	270	35,173.45	
1175099	1630780	6/15/2016	270	35,128.80	
1175032	1630718	6/15/2016	270	19,379.80	
1175100	1630781	6/15/2016	270	10,250.00	
1175083	1630766	6/15/2016	270	7,596.97	
1175105	1630786	6/15/2016	270	7,476.00	
1175015	1630705	6/15/2016	270	6,767.59	
1175101	1630782	6/15/2016	270	5,862.04	
1175140	1630812	6/15/2016	270	5,723.00	
1175063	1630746	6/15/2016	270	5,478.99	
1175129	1630804	6/15/2016	270	4,254.54	
1175042	1630725	6/15/2016	270	3,807.00	
1175141	1630813	6/15/2016	270	3,686.84	
1175016	1630706	6/15/2016	270	2,828.52	
1175070	1630753	6/15/2016	270	2,724.75	
1175082	1630765	6/15/2016	270	2,325.00	
1175095	1630776	6/15/2016	270	1,365.00	
1175072	1630755	6/15/2016	270	1,243.50	
1175074	1630757	6/15/2016	270	1,100.00	
1175092	1630773	6/15/2016	270	1,032.84	
1175093	1630774	6/15/2016	270	991.45	
1175011	162700608 AIRS DE	6/15/2016	270	960.00	
1175126	1630801	6/15/2016	270	815.02	
1175139	1630811	6/15/2016	270	630.50	
1175094	1630775	6/15/2016	270	556.50	
1175106	1630787	6/15/2016	270	535.56	
1175081	1630764	6/15/2016	270	535.00	
1175086	1630769	6/15/2016	270	520.00	
1175089	1630770	6/15/2016	270	402.58	
1175062	1630745	6/15/2016	270	309.94	
1175075	1630758	6/15/2016	270	220.00	
1175071	1630754	6/15/2016	270	210.00	
1175073	1630756	6/15/2016	270	150.00	
1175090	1630771	6/15/2016	270	141.64	
1175091	1630772	6/15/2016	270	132.30	
1175124	1630799	6/15/2016	270	120.00	
1175085	1630768	6/15/2016	270	20.00	
1175067	1630750	6/15/2016	270	15.20	
1175068	1630751	6/15/2016	270	15.20	
1175069	1630752	6/15/2016	270	9.60	
1175023	DFA EFT REV 6/15/	6/15/2016	270		9,014.13
1175030	162700604	6/15/2016	270		24,970,053.89
1174646	162700601	6/15/2016	270		2,466,000.00
1174649	162700603	6/15/2016	270		25,915,075.86
1175109	162700605	6/15/2016	270		100,899,757.52
1175146	162700606	6/15/2016	270		94,676,107.34
1175728	Back Out Journal Er	6/16/2016	270	126,000,000.00	
1175174	162700607 AIRS TA	6/16/2016	270	121,613,782.27	
1175688	1630929	6/16/2016	270	54,084,019.43	
1175152	163000603	6/16/2016	270	10,000,000.00	
1175608	1630861	6/16/2016	270	4,919,198.08	
1175631	1630881	6/16/2016	270	1,286,838.00	
1175629	1630880	6/16/2016	270	1,027,220.00	

Run Date: 6/30/2016
 Run Time: 2:55:37PM

Demand Account Activity

Start Date: 7/1/2015 End Date: 6/30/2016

Page: 361
 User: 0

Jnl. Entry	Ref #	Trx. Date	Ledger	Debit Amount	Credit Amount
1175734	1630969	6/16/2016	270	917,565.05	
1175686	1630924	6/16/2016	270	580,450.39	
1175736	1630970	6/16/2016	270	325,000.00	
1175691	1630931	6/16/2016	270	260,828.33	
1175678	1630925	6/16/2016	270	248,142.91	
1175681	1630926	6/16/2016	270	211,876.53	
1175149	1630817	6/16/2016	270	200,000.00	
1175674	1630943	6/16/2016	270	108,602.00	
1175693	1630933	6/16/2016	270	87,618.00	
1175199	1630854	6/16/2016	270	85,300.00	
1175177	162700608 AIRS TA	6/16/2016	270	82,156.92	
1175209	1630847	6/16/2016	270	64,576.86	
1175186	1630848	6/16/2016	270	64,026.39	
1175685	1630927	6/16/2016	270	60,914.59	
1175739	1630972	6/16/2016	270	60,000.00	
1175192	1630849	6/16/2016	270	42,677.07	
1175687	1630928	6/16/2016	270	42,529.64	
1175151	1630818	6/16/2016	270	40,997.14	
1175620	1630942	6/16/2016	270	36,920.00	
1175193	1630841	6/16/2016	270	30,346.87	
1175201	1630855	6/16/2016	270	26,095.82	
1175203	1630856	6/16/2016	270	26,095.82	
1175692	1630932	6/16/2016	270	23,969.38	
1175194	1630850	6/16/2016	270	21,990.87	
1175202	1630844	6/16/2016	270	20,109.86	
1175205	1630857	6/16/2016	270	16,582.74	
1175189	1630838	6/16/2016	270	11,976.53	
1175624	1630875	6/16/2016	270	11,657.25	
1175156	1630820	6/16/2016	270	11,100.00	
1175181	162700611 AIRS DE	6/16/2016	270	10,400.00	
1175675	1630921	6/16/2016	270	9,499.39	
1175696	1630936	6/16/2016	270	6,544.63	
1175195	1630851	6/16/2016	270	5,790.00	
1175204	1630845	6/16/2016	270	5,670.17	
1175690	1630930	6/16/2016	270	5,288.31	
1175677	1630922	6/16/2016	270	5,026.13	
1175207	1630846	6/16/2016	270	4,934.57	
1175682	1630923	6/16/2016	270	4,870.79	
1175182	162700612 AIRS DE	6/16/2016	270	4,860.00	
1175633	1630882	6/16/2016	270	4,385.83	
1175642	1630918	6/16/2016	270	4,299.99	
1175196	1630842	6/16/2016	270	4,058.94	
1175627	1630877	6/16/2016	270	3,886.09	
1175159	1630821	6/16/2016	270	3,435.25	
1175622	1630873	6/16/2016	270	3,395.00	
1175733	1630968	6/16/2016	270	2,718.39	
1175694	1630934	6/16/2016	270	2,240.63	
1175619	1630871	6/16/2016	270	2,024.00	
1175670	1630919	6/16/2016	270	2,000.00	
1175625	1630876	6/16/2016	270	910.00	
1175695	1630935	6/16/2016	270	800.00	
1175623	1630874	6/16/2016	270	640.00	
1175667	1630916	6/16/2016	270	630.00	
1175160	1630822	6/16/2016	270	620.80	
1175178	162700609 AIRS DE	6/16/2016	270	555.53	
1175668	1630917	6/16/2016	270	440.00	

Run Date: 6/30/2016
 Run Time: 2:55:37PM

Demand Account Activity

Page: 362
 User: 0

Start Date: 7/1/2015 End Date: 6/30/2016

Jnl. Entry	Ref #	Trx. Date	Ledger	Debit Amount	Credit Amount
1175155	1630819	6/16/2016	270	300.00	
1175197	1630852	6/16/2016	270	289.87	
1175198	1630853	6/16/2016	270	200.82	
1175191	1630840	6/16/2016	270	141.75	
1175621	1630872	6/16/2016	270	130.00	
1175200	1630843	6/16/2016	270	126.00	
1175672	1630920	6/16/2016	270	40.00	
1175613	1630868	6/16/2016	270	15.20	
1175617	1630869	6/16/2016	270	15.20	
1175618	1630870	6/16/2016	270	9.60	
1175190	1630839	6/16/2016	270	4.25	
1175180	162700610 AIRS DE	6/16/2016	270	1.00	
1175185	DFA EFT REV 6/16/	6/16/2016	270		5,516.88
1175153	162700601	6/16/2016	270		1,170,000.00
1175700	162700603	6/16/2016	270		52,421,602.59
1175632	162700602	6/16/2016	270		15,986,820.65
1175718	162700601	6/16/2016	270		126,000,000.00
1175737	Correct Journal Entr	6/16/2016	270		127,000,000.00
1176306	162600601	6/17/2016	270	222,000,000.00	
1176090	162700607 AIRS TA	6/17/2016	270	60,958,282.84	
1176094	1631007	6/17/2016	270	9,469,284.97	
1176073	163000603	6/17/2016	270	9,000,000.00	
1176187	1631050	6/17/2016	270	2,649,542.73	
1176291	162300601	6/17/2016	270	1,000,000.00	
1176190	1631051	6/17/2016	270	467,009.60	
1176314	1631115	6/17/2016	270	250,000.00	
1176312	1631113	6/17/2016	270	170,000.00	
1176098	1631009	6/17/2016	270	160,349.29	
1176256	1631074	6/17/2016	270	154,568.00	
1176193	1631052	6/17/2016	270	145,947.82	
1176271	1631088	6/17/2016	270	118,613.11	
1176258	1631075	6/17/2016	270	84,973.00	
1176272	1631089	6/17/2016	270	70,616.98	
1176252	1631072	6/17/2016	270	60,273.98	
1176326	1631125	6/17/2016	270	50,640.00	
1176186	1631049	6/17/2016	270	35,236.10	
1176273	1631090	6/17/2016	270	34,408.32	
1176313	1631114	6/17/2016	270	32,564.86	
1176099	162700611 AIRS DE	6/17/2016	270	27,615.00	
1176081	1631001	6/17/2016	270	26,136.78	
1176174	1631039	6/17/2016	270	25,807.98	
1176275	1631092	6/17/2016	270	19,340.40	
1176274	1631091	6/17/2016	270	19,048.48	
1176270	1631087	6/17/2016	270	14,390.24	
1176097	162700610 AIRS DE	6/17/2016	270	14,020.59	
1176249	1631070	6/17/2016	270	10,735.13	
1175758	1630990	6/17/2016	270	7,724.75	
1176095	1631008	6/17/2016	270	7,144.16	
1176118	162700603	6/17/2016	270	6,008.33	
1176114	1631022	6/17/2016	270	5,688.75	
1176123	1631030	6/17/2016	270	4,703.00	
1176185	1631048	6/17/2016	270	4,645.81	
1176266	1631083	6/17/2016	270	4,323.00	
1176267	1631084	6/17/2016	270	3,506.51	
1176092	162700608 AIRS TA	6/17/2016	270	3,394.88	
1176268	1631085	6/17/2016	270	3,376.00	

Run Date: 6/30/2016
 Run Time: 2:55:37PM

Demand Account Activity

Start Date: 7/1/2015 End Date: 6/30/2016

Page: 363
 User: 0

Jnl. Entry	Ref #	Trx. Date	Ledger	Debit Amount	Credit Amount
1176128	1631031	6/17/2016	270	3,308.72	
1176112	1631020	6/17/2016	270	2,605.00	
1176315	1631116	6/17/2016	270	2,500.00	
1176269	1631086	6/17/2016	270	2,348.81	
1176254	1631073	6/17/2016	270	1,955.00	
1176265	1631082	6/17/2016	270	1,839.60	
1176316	1631117	6/17/2016	270	1,595.00	
1175762	1630994	6/17/2016	270	1,335.00	
1176129	1631032	6/17/2016	270	1,211.30	
1176250	1631071	6/17/2016	270	965.00	
1175746	1630979	6/17/2016	270	925.00	
1175761	1630993	6/17/2016	270	925.00	
1176116	1631024	6/17/2016	270	853.79	
1176089	1631004	6/17/2016	270	800.00	
1176117	1631025	6/17/2016	270	700.00	
1176101	162700612 AIRS DE	6/17/2016	270	600.00	
1175756	1630988	6/17/2016	270	575.00	
1176110	1631018	6/17/2016	270	574.75	
1175760	1630992	6/17/2016	270	560.00	
1175759	1630991	6/17/2016	270	525.00	
1176113	1631021	6/17/2016	270	500.00	
1176096	162700609 AIRS DE	6/17/2016	270	494.31	
1176115	1631023	6/17/2016	270	450.00	
1176259	1631076	6/17/2016	270	324.80	
1176323	1631124	6/17/2016	270	300.00	
1175757	1630989	6/17/2016	270	300.00	
1176247	1631069	6/17/2016	270	292.00	
1175748	1630981	6/17/2016	270	290.00	
1176260	1631077	6/17/2016	270	275.00	
1176261	1631078	6/17/2016	270	250.00	
1176262	1631079	6/17/2016	270	235.00	
1175744	1630977	6/17/2016	270	180.00	
1176263	1631080	6/17/2016	270	176.90	
1176264	1631081	6/17/2016	270	154.28	
1175753	1630985	6/17/2016	270	144.00	
1175755	1630987	6/17/2016	270	130.00	
1176184	1631047	6/17/2016	270	126.86	
1175749	1630982	6/17/2016	270	108.00	
1176322	1631123	6/17/2016	270	103.20	
1176111	1631019	6/17/2016	270	100.00	
1175750	1630983	6/17/2016	270	99.20	
1176321	1631122	6/17/2016	270	70.00	
1175747	1630980	6/17/2016	270	60.00	
1176087	1631003	6/17/2016	270	42.00	
1176317	1631118	6/17/2016	270	32.00	
1176107	1631015	6/17/2016	270	30.40	
1176108	1631016	6/17/2016	270	30.40	
1175754	1630986	6/17/2016	270	24.00	
1176085	1631002	6/17/2016	270	20.00	
1176109	1631017	6/17/2016	270	19.20	
1175745	1630978	6/17/2016	270	16.00	
1176091	1631005	6/17/2016	270	14.22	
1176100	1631010	6/17/2016	270	12.60	
1175752	1630984	6/17/2016	270	10.00	
1176320	1631121	6/17/2016	270	6.00	
1176318	1631119	6/17/2016	270	4.00	

Run Date: 6/30/2016
 Run Time: 2:55:37PM

Demand Account Activity

Page: 364
 User: 0

Start Date: 7/1/2015 End Date: 6/30/2016

Jnl. Entry	Ref #	Trx. Date	Ledger	Debit Amount	Credit Amount
1176319	1631120	6/17/2016	270	4.00	
1176093	1631006	6/17/2016	270	1.15	
1176173	DFA EFT REV 6-17-	6/17/2016	270		18,075.37
1176075	162700601	6/17/2016	270		1,302,000.00
1176076	162700602	6/17/2016	270		9,469,284.97
1176280	162700604	6/17/2016	270		117,873,766.67
1176281	162700605	6/17/2016	270		177,331,712.44
1176360	162700607 AIRS TA	6/20/2016	270	27,115,366.99	
1176788	162700603	6/20/2016	270	23,542,953.37	
1176799	162700606	6/20/2016	270	17,000,000.00	
1176346	163000604	6/20/2016	270	12,000,000.00	
1176802	162700609	6/20/2016	270	7,019,687.50	
1176709	1631228	6/20/2016	270	2,547,617.40	
1176739	1631210	6/20/2016	270	1,819,286.35	
1176810	1631265	6/20/2016	270	1,076,222.57	
1176819	1631279	6/20/2016	270	660,064.00	
1176807	1631264	6/20/2016	270	405,329.06	
1176698	1631170	6/20/2016	270	402,046.00	
1176767	1631227	6/20/2016	270	395,720.83	
1176737	1631208	6/20/2016	270	358,702.93	
1176777	1631232	6/20/2016	270	229,407.48	
1176822	1631280	6/20/2016	270	225,852.00	
1176738	1631209	6/20/2016	270	192,097.86	
1176763	1631226	6/20/2016	270	141,377.64	
1176794	1631262	6/20/2016	270	106,244.88	
1176700	1631171	6/20/2016	270	83,183.27	
1176701	1631172	6/20/2016	270	80,339.97	
1176742	1631213	6/20/2016	270	77,942.10	
1176704	1631175	6/20/2016	270	52,468.10	
1176745	1631215	6/20/2016	270	52,291.92	
1176743	1631214	6/20/2016	270	34,408.32	
1176774	1631229	6/20/2016	270	33,531.67	
1176805	1631270	6/20/2016	270	33,362.88	
1176361	162700608 AIRS TA	6/20/2016	270	31,621.84	
1176741	1631212	6/20/2016	270	19,048.48	
1176747	1631216	6/20/2016	270	17,852.00	
1176808	1631271	6/20/2016	270	16,700.00	
1176695	1631167	6/20/2016	270	15,386.40	
1176696	1631168	6/20/2016	270	15,364.20	
1176697	1631169	6/20/2016	270	15,316.00	
1176364	162700611 AIRS D€	6/20/2016	270	12,500.00	
1176718	1631233	6/20/2016	270	10,498.11	
1176702	1631173	6/20/2016	270	9,922.59	
1176809	1631277	6/20/2016	270	8,804.03	
1176334	1631136	6/20/2016	270	8,743.00	
1176703	1631174	6/20/2016	270	7,905.58	
1176776	1631231	6/20/2016	270	7,509.33	
1176759	1631222	6/20/2016	270	7,488.80	
1176714	1631180	6/20/2016	270	6,716.32	
1176806	1631263	6/20/2016	270	6,314.00	
1176755	1631220	6/20/2016	270	6,153.00	
1176749	1631217	6/20/2016	270	5,602.96	
1176347	1631145	6/20/2016	270	5,275.00	
1176813	1631272	6/20/2016	270	5,058.50	
1176365	162700612 AIRS D€	6/20/2016	270	4,950.00	
1176335	1631137	6/20/2016	270	4,794.66	

Run Date: 6/30/2016
 Run Time: 2:55:37PM

Demand Account Activity

Start Date: 7/1/2015 End Date: 6/30/2016

Page: 365
 User: 0

Jnl. Entry	Ref #	Trx. Date	Ledger	Debit Amount	Credit Amount
1176751	1631218	6/20/2016	270	4,715.30	
1176678	1631158	6/20/2016	270	4,391.25	
1176740	1631211	6/20/2016	270	4,250.56	
1176775	1631230	6/20/2016	270	3,852.40	
1176706	1631176	6/20/2016	270	3,109.01	
1176753	1631219	6/20/2016	270	3,108.73	
1176684	1631190	6/20/2016	270	2,095.32	
1176686	1631160	6/20/2016	270	2,085.00	
1176757	1631221	6/20/2016	270	1,809.00	
1176762	1631223	6/20/2016	270	1,620.00	
1176812	1631278	6/20/2016	270	1,158.68	
1176764	1631224	6/20/2016	270	945.00	
1176779	1631274	6/20/2016	270	900.00	
1176345	1631144	6/20/2016	270	843.03	
1176815	1631266	6/20/2016	270	600.00	
1176337	1631139	6/20/2016	270	600.00	
1176711	1631178	6/20/2016	270	500.00	
1176811	1631275	6/20/2016	270	430.00	
1176817	1631273	6/20/2016	270	400.00	
1176688	1631161	6/20/2016	270	390.00	
1176336	1631138	6/20/2016	270	352.97	
1176685	1631159	6/20/2016	270	350.00	
1176712	1631179	6/20/2016	270	315.00	
1176715	1631181	6/20/2016	270	262.50	
1176765	1631225	6/20/2016	270	257.94	
1176820	1631268	6/20/2016	270	240.00	
1176792	1631269	6/20/2016	270	240.00	
1176793	1631276	6/20/2016	270	223.75	
1176689	1631162	6/20/2016	270	209.75	
1176362	162700609 AIRS DE	6/20/2016	270	89.41	
1176690	1631163	6/20/2016	270	40.00	
1176716	1631182	6/20/2016	270	38.80	
1176818	1631267	6/20/2016	270	31.47	
1176338	1631140	6/20/2016	270	24.37	
1176339	1631141	6/20/2016	270	22.67	
1176341	1631142	6/20/2016	270	18.42	
1176343	1631143	6/20/2016	270	18.33	
1176691	1631164	6/20/2016	270	15.20	
1176693	1631165	6/20/2016	270	15.20	
1176694	1631166	6/20/2016	270	9.60	
1176363	162700610 AIRS DE	6/20/2016	270	1.00	
1176710	1631177	6/20/2016	270	0.03	
1176687	var chgback return it	6/20/2016	270		37.62
1176713	8006488	6/20/2016	270		25,599.27
1176348	162700601	6/20/2016	270		2,710,000.00
1176800	162700607	6/20/2016	270		17,000,000.00
1176803	162700610	6/20/2016	270		7,019,687.50
1176727	162700602	6/20/2016	270		40,390,576.74
1176816	162700612	6/20/2016	270		30,000,000.00
1176841	162700602	6/21/2016	270	103,572,000.00	
1176849	162700607 AIRS TA	6/21/2016	270	77,507,143.73	
1176839	163000604	6/21/2016	270	27,000,000.00	
1177262	1631394	6/21/2016	270	24,283,697.06	
1177258	1631390	6/21/2016	270	4,386,820.39	
1177157	1631318	6/21/2016	270	2,206,050.17	
1177282	1631435	6/21/2016	270	1,313,990.22	

Run Date: 6/30/2016
 Run Time: 2:55:37PM

Demand Account Activity

Page: 366
 User: 0

Start Date: 7/1/2015 End Date: 6/30/2016

Jnl. Entry	Ref #	Trx. Date	Ledger	Debit Amount	Credit Amount
1177160	1631319	6/21/2016	270	950,000.00	
1177266	1631398	6/21/2016	270	853,653.79	
1177230	1631401	6/21/2016	270	708,886.23	
1177231	1631402	6/21/2016	270	413,122.13	
1177234	1631405	6/21/2016	270	260,445.83	
1177264	1631396	6/21/2016	270	254,416.04	
1177261	1631393	6/21/2016	270	150,719.77	
1177255	1631389	6/21/2016	270	144,785.38	
1177162	1631307	6/21/2016	270	113,756.02	
1177260	1631392	6/21/2016	270	111,358.66	
1177219	1631399	6/21/2016	270	98,804.31	
1177229	1631400	6/21/2016	270	50,621.50	
1177250	1631387	6/21/2016	270	47,320.69	
1177314	1631450	6/21/2016	270	45,392.50	
1177263	1631395	6/21/2016	270	36,671.63	
1177291	1631436	6/21/2016	270	28,040.85	
1177158	1631306	6/21/2016	270	26,514.58	
1176850	162700608 AIRS TA	6/21/2016	270	24,045.80	
1177265	1631397	6/21/2016	270	19,902.03	
1177154	1631305	6/21/2016	270	17,446.97	
1177148	1631302	6/21/2016	270	14,343.97	
1177232	1631403	6/21/2016	270	13,535.61	
1177159	1631315	6/21/2016	270	12,871.56	
1177236	1631407	6/21/2016	270	9,445.24	
1177164	1631308	6/21/2016	270	8,874.70	
1177235	1631406	6/21/2016	270	8,478.20	
1177165	1631309	6/21/2016	270	7,539.57	
1177313	1631453	6/21/2016	270	7,265.71	
1177307	1631447	6/21/2016	270	6,560.00	
1177143	1631303	6/21/2016	270	6,500.00	
1177316	1631451	6/21/2016	270	5,720.00	
1177240	1631410	6/21/2016	270	5,155.70	
1177241	1631411	6/21/2016	270	4,990.73	
1177153	1631313	6/21/2016	270	4,794.65	
1177237	1631384	6/21/2016	270	4,600.25	
1177150	1631311	6/21/2016	270	4,523.29	
1177151	1631312	6/21/2016	270	3,954.66	
1177312	1631449	6/21/2016	270	3,178.00	
1177238	1631408	6/21/2016	270	2,355.00	
1177233	1631404	6/21/2016	270	2,333.00	
1177228	1631383	6/21/2016	270	2,223.25	
1177285	162700606	6/21/2016	270	1,470.00	
1177243	1631412	6/21/2016	270	1,225.00	
1177239	1631409	6/21/2016	270	917.50	
1177149	1631310	6/21/2016	270	849.57	
1177253	1631419	6/21/2016	270	787.90	
1177256	1631421	6/21/2016	270	775.00	
1177270	1631452	6/21/2016	270	580.00	
1176852	162700609 AIRS DE	6/21/2016	270	497.12	
1177306	1631448	6/21/2016	270	490.00	
1177254	1631420	6/21/2016	270	450.00	
1177242	1631385	6/21/2016	270	370.00	
1177290	1631439	6/21/2016	270	360.00	
1177245	1631414	6/21/2016	270	270.25	
1177244	1631413	6/21/2016	270	230.00	
1177252	1631388	6/21/2016	270	194.34	

Run Date: 6/30/2016
 Run Time: 2:55:37PM

Demand Account Activity

Page: 367
 User: 0

Start Date: 7/1/2015 End Date: 6/30/2016

Jnl. Entry	Ref #	Trx. Date	Ledger	Debit Amount	Credit Amount
1177257	1631422	6/21/2016	270	190.00	
1177259	1631391	6/21/2016	270	111.71	
1177152	1631304	6/21/2016	270	99.75	
1177155	1631317	6/21/2016	270	75.00	
1176868	1631316	6/21/2016	270	75.00	
1177246	1631415	6/21/2016	270	70.00	
1177156	1631314	6/21/2016	270	29.86	
1177281	1631438	6/21/2016	270	17.44	
1177247	1631416	6/21/2016	270	15.20	
1177248	1631417	6/21/2016	270	15.20	
1177251	1631418	6/21/2016	270	9.60	
1177294	1631437	6/21/2016	270	4.25	
1177249	1631386	6/21/2016	270	0.50	
1177181	DFA EFT REV 6-21-	6/21/2016	270		12,192.19
1177147	162700603	6/21/2016	270		86,813,521.44
1176840	162700601	6/21/2016	270		3,158,000.00
1177283	162700604	6/21/2016	270		6,233,768.53
1177284	162700605	6/21/2016	270		49,787,563.51
1177323	162600601	6/21/2016	270		99,000,000.00
1177364	162700607 AIRS TA	6/22/2016	270	70,404,987.37	
1177726	162700603	6/22/2016	270	26,592,475.01	
1177353	163000603	6/22/2016	270	15,000,000.00	
1177384	1631481	6/22/2016	270	2,473,734.25	
1177370	162700602	6/22/2016	270	2,040,831.84	
1177839	1631588	6/22/2016	270	1,270,285.21	
1177841	1631590	6/22/2016	270	1,252,403.13	
1177823	1631576	6/22/2016	270	897,385.05	
1177855	1631603	6/22/2016	270	770,277.87	
1177840	1631589	6/22/2016	270	622,127.73	
1177777	1631557	6/22/2016	270	361,310.10	
1177848	1631598	6/22/2016	270	300,000.00	
1177828	1631578	6/22/2016	270	294,655.00	
1177615	1631488	6/22/2016	270	136,796.22	
1177845	1631596	6/22/2016	270	132,204.00	
1177829	1631579	6/22/2016	270	124,262.20	
1177771	1631553	6/22/2016	270	123,028.61	
1177837	1631586	6/22/2016	270	90,765.33	
1177680	1631489	6/22/2016	270	73,538.43	
1177838	1631587	6/22/2016	270	50,393.14	
1177773	1631554	6/22/2016	270	39,104.53	
1177368	162700611 AIRS DE	6/22/2016	270	36,650.00	
1177681	1631490	6/22/2016	270	34,766.45	
1177728	1631531	6/22/2016	270	33,791.50	
1177367	162700610 AIRS DE	6/22/2016	270	29,177.58	
1177832	1631581	6/22/2016	270	26,312.60	
1177831	1631580	6/22/2016	270	23,541.07	
1177385	1631482	6/22/2016	270	20,801.00	
1177682	1631491	6/22/2016	270	20,015.96	
1177850	1631599	6/22/2016	270	18,766.03	
1177854	1631601	6/22/2016	270	16,218.22	
1177683	1631492	6/22/2016	270	15,245.24	
1177774	1631555	6/22/2016	270	15,064.48	
1177604	1631486	6/22/2016	270	14,094.25	
1177365	162700608 AIRS TA	6/22/2016	270	13,542.84	
1177833	1631582	6/22/2016	270	12,899.63	
1177693	1631502	6/22/2016	270	12,651.47	

Run Date: 6/30/2016
Run Time: 2:55:37PM

Demand Account Activity

Start Date: 7/1/2015 End Date: 6/30/2016

Page: 368
User: 0

Jnl. Entry	Ref #	Trx. Date	Ledger	Debit Amount	Credit Amount
1177853	1631600	6/22/2016	270	12,381.92	
1177731	1631534	6/22/2016	270	11,025.00	
1177843	1631594	6/22/2016	270	10,000.00	
1177844	1631595	6/22/2016	270	10,000.00	
1177751	1631540	6/22/2016	270	9,850.22	
1177605	1631487	6/22/2016	270	9,700.30	
1177684	1631493	6/22/2016	270	9,603.75	
1177685	1631494	6/22/2016	270	8,500.00	
1177776	1631556	6/22/2016	270	6,878.31	
1177725	1631529	6/22/2016	270	5,898.25	
1177766	1631550	6/22/2016	270	4,537.62	
1177369	162700612 AIRS DE	6/22/2016	270	3,780.00	
1177768	1631551	6/22/2016	270	3,687.72	
1177603	1631485	6/22/2016	270	3,343.83	
1177826	1631577	6/22/2016	270	3,300.50	
1177730	1631533	6/22/2016	270	3,171.00	
1177769	1631552	6/22/2016	270	2,648.78	
1177762	1631548	6/22/2016	270	2,478.00	
1177722	1631527	6/22/2016	270	2,170.00	
1177822	1631575	6/22/2016	270	2,115.97	
1177755	1631542	6/22/2016	270	1,940.00	
1177686	1631495	6/22/2016	270	1,773.12	
1177764	1631549	6/22/2016	270	1,715.00	
1177835	1631584	6/22/2016	270	1,637.00	
1177386	1631483	6/22/2016	270	1,332.00	
1177753	1631541	6/22/2016	270	1,187.50	
1177712	1631521	6/22/2016	270	800.00	
1177761	1631547	6/22/2016	270	727.00	
1177699	1631507	6/22/2016	270	722.01	
1177387	1631484	6/22/2016	270	594.48	
1177717	1631525	6/22/2016	270	554.25	
1177842	1631593	6/22/2016	270	480.00	
1177836	1631585	6/22/2016	270	473.71	
1177727	1631530	6/22/2016	270	470.00	
1177724	1631528	6/22/2016	270	410.00	
1177757	1631543	6/22/2016	270	397.00	
1177758	1631544	6/22/2016	270	325.83	
1177729	1631532	6/22/2016	270	300.00	
1177759	1631545	6/22/2016	270	150.00	
1177701	1631508	6/22/2016	270	125.57	
1177692	1631501	6/22/2016	270	105.60	
1177695	1631504	6/22/2016	270	62.00	
1177694	1631503	6/22/2016	270	57.75	
1177687	1631496	6/22/2016	270	54.00	
1177690	1631499	6/22/2016	270	54.00	
1177691	1631500	6/22/2016	270	54.00	
1177834	1631583	6/22/2016	270	52.33	
1177366	162700609 AIRS DE	6/22/2016	270	50.00	
1177720	1631526	6/22/2016	270	50.00	
1177698	1631506	6/22/2016	270	38.80	
1177760	1631546	6/22/2016	270	30.00	
1177689	1631498	6/22/2016	270	24.00	
1177688	1631497	6/22/2016	270	18.00	
1177713	1631522	6/22/2016	270	7.60	
1177714	1631523	6/22/2016	270	7.60	
1177715	1631524	6/22/2016	270	4.80	

Run Date: 6/30/2016
 Run Time: 2:55:37PM

Demand Account Activity

Start Date: 7/1/2015 End Date: 6/30/2016

Page: 369
 User: 0

Jnl. Entry	Ref #	Trx. Date	Ledger	Debit Amount	Credit Amount
1177697	1631505	6/22/2016	270	4.25	
1177792	DFA EFT REV 6/22/	6/22/2016	270		27,323.55
1177830	162700604	6/22/2016	270		55,390,525.09
1177354	162700601	6/22/2016	270		2,473,734.25
1177355	162700601	6/22/2016	270		8,126,000.00
1177706	162600601	6/22/2016	270		57,000,000.00
1177997	162700605	6/23/2016	270	85,002,473.33	
1177985	1631700	6/23/2016	270	64,957,478.40	
1177888	163000604	6/23/2016	270	28,000,000.00	
1179046	162700614	6/23/2016	270	24,984,979.17	
1177899	162700607 AIRS TA	6/23/2016	270	21,921,507.92	
1179099	162600601	6/23/2016	270	16,000,000.00	
1179045	162700613	6/23/2016	270	5,947,500.00	
1177973	1631695	6/23/2016	270	4,650,146.50	
1177978	1631696	6/23/2016	270	4,061,622.50	
1179088	1631737	6/23/2016	270	1,415,706.35	
1177982	1631698	6/23/2016	270	1,355,543.71	
1177890	162700602	6/23/2016	270	1,252,632.72	
1179059	Correct Journal Entr	6/23/2016	270	1,252,632.72	
1179076	1631729	6/23/2016	270	1,111,319.09	
1179086	162300601	6/23/2016	270	1,000,000.00	
1179075	1631728	6/23/2016	270	350,353.77	
1177883	1631699	6/23/2016	270	330,478.02	
1177915	1631637	6/23/2016	270	308,616.51	
1177980	1631697	6/23/2016	270	248,811.00	
1177900	162700608 AIRS TA	6/23/2016	270	95,319.26	
1177988	1631703	6/23/2016	270	73,833.29	
1177921	1631643	6/23/2016	270	69,061.37	
1177913	1631635	6/23/2016	270	52,098.72	
1177914	1631636	6/23/2016	270	17,959.96	
1177960	1631683	6/23/2016	270	17,173.63	
1177966	1631682	6/23/2016	270	15,591.32	
1177953	1631671	6/23/2016	270	14,421.25	
1177904	162700612 AIRS DE	6/23/2016	270	14,370.00	
1177970	1631686	6/23/2016	270	11,996.01	
1177986	1631701	6/23/2016	270	11,747.69	
1177972	1631687	6/23/2016	270	10,685.75	
1177987	1631702	6/23/2016	270	9,175.82	
1177963	1631680	6/23/2016	270	7,770.32	
1179090	1631739	6/23/2016	270	7,245.73	
1177916	1631638	6/23/2016	270	6,675.00	
1177903	162700611 AIRS DE	6/23/2016	270	6,000.00	
1177995	162700604	6/23/2016	270	5,775.00	
1177977	1631690	6/23/2016	270	5,571.73	
1177917	1631639	6/23/2016	270	5,039.25	
1177955	1631673	6/23/2016	270	4,915.00	
1179082	1631735	6/23/2016	270	4,065.50	
1179085	1631738	6/23/2016	270	3,492.00	
1177979	1631691	6/23/2016	270	3,310.06	
1179097	1631747	6/23/2016	270	3,050.00	
1177902	162700610 AIRS DE	6/23/2016	270	2,747.55	
1177965	1631684	6/23/2016	270	2,479.30	
1177975	1631688	6/23/2016	270	2,306.27	
1177981	1631692	6/23/2016	270	2,240.12	
1177957	1631675	6/23/2016	270	1,675.33	
1177969	1631693	6/23/2016	270	1,560.00	

Run Date: 6/30/2016
 Run Time: 2:55:37PM

Demand Account Activity

Start Date: 7/1/2015 End Date: 6/30/2016

Page: 370
 User: 0

Jnl. Entry	Ref #	Trx. Date	Ledger	Debit Amount	Credit Amount
1179081	1631734	6/23/2016	270	1,175.00	
1177954	1631672	6/23/2016	270	1,150.00	
1177968	1631685	6/23/2016	270	1,094.48	
1177956	1631674	6/23/2016	270	920.00	
1177971	1631694	6/23/2016	270	785.00	
1177919	1631641	6/23/2016	270	660.00	
1179080	1631733	6/23/2016	270	524.00	
1179094	1631746	6/23/2016	270	500.00	
1177911	1631633	6/23/2016	270	400.00	
1177912	1631634	6/23/2016	270	360.00	
1179074	1631727	6/23/2016	270	320.00	
1177910	1631632	6/23/2016	270	303.73	
1177918	1631640	6/23/2016	270	250.00	
1179077	1631730	6/23/2016	270	240.00	
1177958	1631676	6/23/2016	270	170.00	
1177964	1631681	6/23/2016	270	141.45	
1177976	1631689	6/23/2016	270	137.62	
1177996	1631743	6/23/2016	270	90.00	
1177920	1631642	6/23/2016	270	75.00	
1179092	1631741	6/23/2016	270	70.00	
1179084	1631744	6/23/2016	270	70.00	
1179078	1631731	6/23/2016	270	58.86	
1177901	162700609 AIRS DE	6/23/2016	270	50.38	
1179079	1631732	6/23/2016	270	50.00	
1179087	1631745	6/23/2016	270	48.00	
1179073	1631726	6/23/2016	270	45.56	
1179093	1631742	6/23/2016	270	24.00	
1179091	1631740	6/23/2016	270	16.00	
1177959	1631677	6/23/2016	270	15.20	
1177961	1631678	6/23/2016	270	15.20	
1177962	1631679	6/23/2016	270	9.60	
1177925	DFA EFT REV 6/23/	6/23/2016	270		8,757.83
1178005	162700606	6/23/2016	270		5,947,500.00
1177905	162700603	6/23/2016	270		220,468,406.44
1177889	162700601	6/23/2016	270		12,000,000.00
1179047	162700615	6/23/2016	270		24,984,979.17
1179050	Back Out Journal Er	6/23/2016	270		1,252,632.72
1179543	162600601	6/24/2016	270	190,000,000.00	
1179594	Correct Journal Entr	6/24/2016	270	165,000,000.00	
1179519	162700603	6/24/2016	270	155,382,219.35	
1179121	163000604	6/24/2016	270	31,000,000.00	
1179595	3990601	6/24/2016	270	24,975,694.44	
1179522	162700606	6/24/2016	270	10,000,000.00	
1179422	162700607 AIRS TA	6/24/2016	270	9,258,748.64	
1179489	1631807	6/24/2016	270	5,927,849.54	
1179498	1631812	6/24/2016	270	4,999,965.56	
1179491	1631808	6/24/2016	270	4,553,010.04	
1179592	162300601	6/24/2016	270	2,000,000.00	
1179453	1631838	6/24/2016	270	1,976,208.00	
1179500	1631814	6/24/2016	270	1,629,199.74	
1179466	1631789	6/24/2016	270	1,100,000.00	
1179470	1631793	6/24/2016	270	876,361.65	
1179585	1631898	6/24/2016	270	852,000.00	
1179464	1631787	6/24/2016	270	512,462.28	
1179501	1631815	6/24/2016	270	282,658.00	
1179499	1631813	6/24/2016	270	193,330.41	

Run Date: 6/30/2016
Run Time: 2:55:37PM

Demand Account Activity

Start Date: 7/1/2015 End Date: 6/30/2016

Page: 371
User: 0

Jnl. Entry	Ref #	Trx. Date	Ledger	Debit Amount	Credit Amount
1179502	1631816	6/24/2016	270	184,320.00	
1179511	1631824	6/24/2016	270	138,028.62	
1179514	1631827	6/24/2016	270	114,611.93	
1179447	1631773	6/24/2016	270	100,000.00	
1179488	1631806	6/24/2016	270	97,433.85	
1179512	1631825	6/24/2016	270	88,817.09	
1179599	162700601	6/24/2016	270	85,688.57	
1179461	1631785	6/24/2016	270	79,881.61	
1179524	1631860	6/24/2016	270	59,328.42	
1179487	1631805	6/24/2016	270	59,009.48	
1179555	1631878	6/24/2016	270	51,109.79	
1179469	1631792	6/24/2016	270	46,882.73	
1179465	1631788	6/24/2016	270	38,137.37	
1179443	1631859	6/24/2016	270	34,972.47	
1179448	1631774	6/24/2016	270	32,153.51	
1179531	1631863	6/24/2016	270	31,340.85	
1179527	1631861	6/24/2016	270	30,551.22	
1179472	1631795	6/24/2016	270	26,556.46	
1179520	162700604	6/24/2016	270	24,305.56	
1179460	1631784	6/24/2016	270	22,742.19	
1179459	1631783	6/24/2016	270	17,597.96	
1179423	162700608 AIRS TA	6/24/2016	270	15,282.60	
1179468	1631791	6/24/2016	270	14,226.31	
1179463	1631786	6/24/2016	270	11,747.92	
1179471	1631794	6/24/2016	270	8,736.00	
1179536	1631865	6/24/2016	270	8,566.00	
1179458	1631782	6/24/2016	270	8,029.50	
1179495	1631809	6/24/2016	270	7,137.80	
1179529	1631862	6/24/2016	270	7,055.00	
1179456	1631780	6/24/2016	270	6,938.00	
1179539	1631866	6/24/2016	270	6,225.00	
1179425	162700609 AIRS DE	6/24/2016	270	6,150.00	
1179542	1631867	6/24/2016	270	5,039.99	
1179503	1631817	6/24/2016	270	4,899.50	
1179534	1631864	6/24/2016	270	4,816.04	
1179454	1631779	6/24/2016	270	4,538.24	
1179452	1631778	6/24/2016	270	4,508.71	
1179451	1631777	6/24/2016	270	4,000.00	
1179457	1631781	6/24/2016	270	3,388.14	
1179510	1631823	6/24/2016	270	3,204.50	
1179467	1631790	6/24/2016	270	2,919.14	
1179589	1631900	6/24/2016	270	1,920.00	
1179505	1631819	6/24/2016	270	1,690.00	
1179544	1631868	6/24/2016	270	1,596.36	
1179556	1631879	6/24/2016	270	1,350.00	
1179587	1631899	6/24/2016	270	1,020.00	
1179554	1631877	6/24/2016	270	871.11	
1179473	1631796	6/24/2016	270	785.00	
1179545	1631869	6/24/2016	270	770.13	
1179450	1631776	6/24/2016	270	703.92	
1179508	1631821	6/24/2016	270	583.75	
1179558	1631880	6/24/2016	270	525.00	
1179504	1631818	6/24/2016	270	420.00	
1179546	1631870	6/24/2016	270	405.00	
1179547	1631871	6/24/2016	270	386.00	
1179548	1631872	6/24/2016	270	337.00	

Run Date: 6/30/2016
 Run Time: 2:55:37PM

Demand Account Activity

Start Date: 7/1/2015 End Date: 6/30/2016

Page: 372
 User: 0

Jnl. Entry	Ref #	Trx. Date	Ledger	Debit Amount	Credit Amount
1179507	1631820	6/24/2016	270	320.00	
1179591	1631902	6/24/2016	270	240.00	
1179549	1631873	6/24/2016	270	223.00	
1179496	1631810	6/24/2016	270	222.67	
1179551	1631874	6/24/2016	270	155.00	
1179509	1631822	6/24/2016	270	120.00	
1179552	1631875	6/24/2016	270	70.00	
1179497	1631811	6/24/2016	270	39.08	
1179438	1631771	6/24/2016	270	29.10	
1179553	1631876	6/24/2016	270	20.00	
1179590	1631901	6/24/2016	270	17.44	
1179449	1631775	6/24/2016	270	7.69	
1179446	1631772	6/24/2016	270	6.00	
1179513	1631826	6/24/2016	270	0.12	
1179479	DFA EFT REV 6-24-	6/24/2016	270		111,178.40
1179481	E TICKET REV DSM	6/24/2016	270		1,558.00
1179333	162700601	6/24/2016	270		76,875,000.00
1179521	162700605	6/24/2016	270		10,000,000.00
1179440	162700602	6/24/2016	270		334,735,358.42
1179593	Back Out Journal Er	6/24/2016	270		190,000,000.00
1180275	162700620	6/27/2016	270	395,570,361.36	
1180308	162700620	6/27/2016	270	395,570,361.36	
1180170	162700602	6/27/2016	270	31,948,356.16	
1180180	162700604EFT AIR!	6/27/2016	270	26,071,440.46	
1180285	162700614	6/27/2016	270	18,050,850.00	
1180171	162700603	6/27/2016	270	12,000,000.00	
1180233	1631974	6/27/2016	270	3,084,661.00	
1180222	1631963	6/27/2016	270	2,582,867.66	
1180235	1632018	6/27/2016	270	823,000.00	
1180234	1631975	6/27/2016	270	444,585.08	
1180269	1632005	6/27/2016	270	405,325.40	
1180209	1631944	6/27/2016	270	310,604.74	
1180259	1632000	6/27/2016	270	191,092.76	
1180232	1631973	6/27/2016	270	176,822.46	
1180261	1632001	6/27/2016	270	163,523.49	
1180206	1631943	6/27/2016	270	160,617.08	
1180311	162700622	6/27/2016	270	124,165.85	
1180328	Correct Journal Entr	6/27/2016	270	124,165.85	
1180271	1632006	6/27/2016	270	118,553.34	
1180263	1632002	6/27/2016	270	91,595.63	
1180306	1632031	6/27/2016	270	84,573.57	
1180266	1632003	6/27/2016	270	66,602.24	
1180255	1631997	6/27/2016	270	62,869.12	
1180204	1631953	6/27/2016	270	41,406.95	
1180207	1631954	6/27/2016	270	41,282.95	
1180256	1631998	6/27/2016	270	34,240.80	
1180309	1632032	6/27/2016	270	26,646.96	
1180211	1631945	6/27/2016	270	25,842.89	
1180181	162700605AIRSCC	6/27/2016	270	25,354.87	
1180260	1632011	6/27/2016	270	23,584.74	
1180200	1631950	6/27/2016	270	22,000.00	
1180221	1631962	6/27/2016	270	19,226.60	
1180198	1631949	6/27/2016	270	18,949.28	
1180183	162700607ABC LIC	6/27/2016	270	18,800.00	
1180264	1632012	6/27/2016	270	15,643.40	
1180227	1632009	6/27/2016	270	14,993.99	

Run Date: 6/30/2016
 Run Time: 2:55:37PM

Demand Account Activity

Start Date: 7/1/2015 End Date: 6/30/2016

Page: 373
 User: 0

Jnl. Entry	Ref #	Trx. Date	Ledger	Debit Amount	Credit Amount
1180310	1632033	6/27/2016	270	11,346.22	
1180257	1631999	6/27/2016	270	11,199.93	
1180184	162700608ABC BR	6/27/2016	270	8,130.00	
1180258	1632010	6/27/2016	270	7,775.80	
1180237	1631978	6/27/2016	270	6,424.92	
1180210	1631956	6/27/2016	270	6,077.06	
1180208	1631955	6/27/2016	270	5,688.22	
1180216	1631948	6/27/2016	270	5,548.83	
1180253	1631995	6/27/2016	270	5,317.82	
1180254	1631996	6/27/2016	270	5,304.00	
1180185	1631930	6/27/2016	270	4,231.75	
1180236	1631977	6/27/2016	270	3,848.00	
1180215	1631947	6/27/2016	270	3,561.64	
1180217	1631959	6/27/2016	270	3,181.24	
1180284	1632020	6/27/2016	270	3,085.25	
1180213	1631946	6/27/2016	270	3,060.00	
1180272	1632007	6/27/2016	270	2,652.35	
1180268	1632004	6/27/2016	270	2,551.78	
1180192	1631934	6/27/2016	270	2,275.00	
1180274	1632008	6/27/2016	270	2,005.98	
1180267	1632013	6/27/2016	270	1,810.00	
1180202	1631951	6/27/2016	270	1,500.00	
1180189	1631932	6/27/2016	270	1,035.25	
1180212	1631957	6/27/2016	270	1,025.50	
1180214	1631958	6/27/2016	270	749.00	
1180273	1632014	6/27/2016	270	715.00	
1180250	1631993	6/27/2016	270	683.70	
1180251	1631994	6/27/2016	270	626.34	
1180194	1631935	6/27/2016	270	440.00	
1180178	1631976	6/27/2016	270	362.82	
1180286	1632021	6/27/2016	270	330.75	
1180188	1631931	6/27/2016	270	330.00	
1180249	1631992	6/27/2016	270	259.00	
1180182	162700606IFTA CC	6/27/2016	270	172.45	
1180190	1631933	6/27/2016	270	145.00	
1180248	1631991	6/27/2016	270	106.68	
1180186	1631939	6/27/2016	270	80.00	
1180282	1632019	6/27/2016	270	42.00	
1180244	1631987	6/27/2016	270	36.80	
1180205	1631942	6/27/2016	270	30.00	
1180199	1631940	6/27/2016	270	29.10	
1180201	1631941	6/27/2016	270	28.00	
1180245	1631988	6/27/2016	270	16.00	
1180195	1631936	6/27/2016	270	15.20	
1180196	1631937	6/27/2016	270	15.20	
1180246	1631989	6/27/2016	270	12.00	
1180247	1631990	6/27/2016	270	12.00	
1180203	1631952	6/27/2016	270	11.65	
1180197	1631938	6/27/2016	270	9.60	
1180238	1631985	6/27/2016	270	8.00	
1180243	1631986	6/27/2016	270	4.00	
1180220	1631961	6/27/2016	270	2.00	
1180219	1631960	6/27/2016	270	1.00	
1180169	162700601	6/27/2016	270		35,612,923.92
1180252	DFA EFT REV 6-27-	6/27/2016	270		124,665.55
1180262	162700609	6/27/2016	270		31,780,055.13

Run Date: 6/30/2016
 Run Time: 2:55:37PM

Demand Account Activity

Page: 374
 User: 0

Start Date: 7/1/2015 End Date: 6/30/2016

Jnl. Entry	Ref #	Trx. Date	Ledger	Debit Amount	Credit Amount
1180283	162700613	6/27/2016	270		18,050,850.00
1180316	Back Out Journal Er	6/27/2016	270		395,570,361.36
1180318	162700623	6/27/2016	270		16,000,000.00
1180319	162700624	6/27/2016	270		392,000,000.00
1180324	162700630	6/27/2016	270		3.63
1180327	Back Out Journal Er	6/27/2016	270		124,165.85
1180764	Back Out Journal Er	6/28/2016	270	61,320,081.19	
1180719	1632109	6/28/2016	270	56,934,967.44	
1180352	163000604cash offa	6/28/2016	270	40,739,408.55	
1180763	162700626	6/28/2016	270	29,000,000.00	
1180708	162700611	6/28/2016	270	17,976,527.78	
1180717	1632107	6/28/2016	270	6,350,853.03	
1180706	1632103	6/28/2016	270	417,615.97	
1180718	1632108	6/28/2016	270	177,922.81	
1180688	1632077	6/28/2016	270	98,238.03	
1180714	1632105	6/28/2016	270	90,871.57	
1180755	1632141	6/28/2016	270	75,000.00	
1180363	1632050	6/28/2016	270	74,972.19	
1180673	1632065	6/28/2016	270	73,622.90	
1180724	1632113	6/28/2016	270	66,914.32	
1180360	1632047	6/28/2016	270	47,874.36	
1180715	1632106	6/28/2016	270	42,432.42	
1180365	1632051	6/28/2016	270	34,049.78	
1180689	1632078	6/28/2016	270	22,702.46	
1180358	1632045	6/28/2016	270	22,101.05	
1180355	162700607ABC LIC	6/28/2016	270	22,050.00	
1180747	1632147	6/28/2016	270	16,947.78	
1180686	1632075	6/28/2016	270	11,446.69	
1180687	1632076	6/28/2016	270	8,854.24	
1180749	1632148	6/28/2016	270	8,082.83	
1180361	1632048	6/28/2016	270	6,027.50	
1180356	162700608ABC BR/	6/28/2016	270	5,865.00	
1180753	1632149	6/28/2016	270	5,239.93	
1180679	1632070	6/28/2016	270	4,721.25	
1180681	1632071	6/28/2016	270	4,715.30	
1180682	1632072	6/28/2016	270	4,131.80	
1180359	1632046	6/28/2016	270	3,167.48	
1180354	162700606IRPCC A	6/28/2016	270	2,522.39	
1180683	1632073	6/28/2016	270	2,466.57	
1180723	1632112	6/28/2016	270	2,353.50	
1180713	1632104	6/28/2016	270	1,961.49	
1180685	1632074	6/28/2016	270	1,667.00	
1180369	1632054	6/28/2016	270	775.00	
1180367	1632052	6/28/2016	270	540.00	
1180752	1632146	6/28/2016	270	502.01	
1180368	1632053	6/28/2016	270	500.00	
1180370	1632055	6/28/2016	270	370.00	
1180722	1632111	6/28/2016	270	338.98	
1180677	1632068	6/28/2016	270	284.00	
1180678	1632069	6/28/2016	270	282.00	
1180721	1632110	6/28/2016	270	209.20	
1180759	1632143	6/28/2016	270	170.87	
1180758	1632142	6/28/2016	270	129.11	
1180675	1632066	6/28/2016	270	105.73	
1180676	1632067	6/28/2016	270	105.00	
1180726	1632145	6/28/2016	270	61.32	

Run Date: 6/30/2016
 Run Time: 2:55:37PM

Demand Account Activity

Start Date: 7/1/2015 End Date: 6/30/2016

Page: 375
 User: 0

Jnl. Entry	Ref #	Trx. Date	Ledger	Debit Amount	Credit Amount
1180362	1632049	6/28/2016	270	51.69	
1180353	162700605CC AIRS	6/28/2016	270	36.00	
1180760	1632144	6/28/2016	270	19.40	
1180351	162700601	6/28/2016	270		3,594,000.00
1180657	DFA EFT REV 6-28-	6/28/2016	270		4,459.96
1180709	162700612	6/28/2016	270		17,976,527.78
1180711	162700614	6/28/2016	270		43,989,252.33
1180761	162700618	6/28/2016	270		24,975,694.44
1180762	162700625	6/28/2016	270		61,320,081.19
1180765	Correct Journal Entr	6/28/2016	270		61,321,081.19
1181175	162700610	6/29/2016	270	80,025,137.50	
1180807	162700603	6/29/2016	270	50,000,000.00	
1180808	162700603	6/29/2016	270	50,000,000.00	
1181242	162700604AIRS EF	6/29/2016	270	22,037,854.44	
1180788	162700601	6/29/2016	270	12,000,000.00	
1181150	1632212	6/29/2016	270	5,435,884.24	
1181108	1632178	6/29/2016	270	2,732,608.13	
1181227	1632266	6/29/2016	270	2,608,008.01	
1181114	1632179	6/29/2016	270	2,586,065.00	
1181112	1632207	6/29/2016	270	935,000.00	
1181126	1632194	6/29/2016	270	899,801.00	
1181143	1632206	6/29/2016	270	766,000.00	
1181256	1632268	6/29/2016	270	594,501.42	
1181223	1632264	6/29/2016	270	254,219.79	
1181186	1632251	6/29/2016	270	195,886.00	
1181221	1632263	6/29/2016	270	190,584.35	
1181142	1632205	6/29/2016	270	180,000.00	
1181141	1632204	6/29/2016	270	170,500.00	
1181140	1632203	6/29/2016	270	138,500.00	
1181185	1632250	6/29/2016	270	132,622.00	
1181280	1632324	6/29/2016	270	124,452.97	
1181117	1632181	6/29/2016	270	113,972.59	
1181147	1632210	6/29/2016	270	112,600.59	
1181254	1632269	6/29/2016	270	109,923.02	
1181116	1632180	6/29/2016	270	72,655.00	
1181144	1632285	6/29/2016	270	53,121.84	
1181244	162700605CC AIRS	6/29/2016	270	41,757.40	
1181250	1632309	6/29/2016	270	34,000.00	
1181195	1632286	6/29/2016	270	29,565.32	
1181240	1632307	6/29/2016	270	28,952.71	
1181124	1632193	6/29/2016	270	28,458.15	
1181249	162700607ABC LIC	6/29/2016	270	21,265.00	
1181248	1632267	6/29/2016	270	21,213.17	
1181146	1632209	6/29/2016	270	19,683.04	
1181148	1632211	6/29/2016	270	19,672.65	
1181260	1632328	6/29/2016	270	16,404.00	
1181139	1632202	6/29/2016	270	16,000.00	
1181196	1632287	6/29/2016	270	14,981.22	
1181138	1632201	6/29/2016	270	12,000.00	
1181137	1632200	6/29/2016	270	11,700.00	
1181135	1632199	6/29/2016	270	9,000.00	
1181145	1632208	6/29/2016	270	7,853.37	
1181245	1632308	6/29/2016	270	6,575.00	
1181218	1632303	6/29/2016	270	5,795.70	
1181187	1632252	6/29/2016	270	5,548.00	
1181213	1632294	6/29/2016	270	5,529.47	

Run Date: 6/30/2016
 Run Time: 2:55:37PM

Demand Account Activity

Start Date: 7/1/2015 End Date: 6/30/2016

Page: 376
 User: 0

Jnl. Entry	Ref #	Trx. Date	Ledger	Debit Amount	Credit Amount
1181133	1632198	6/29/2016	270	3,700.00	
1181131	1632197	6/29/2016	270	3,600.00	
1181287	1632329	6/29/2016	270	3,370.00	
1181197	1632288	6/29/2016	270	2,905.40	
1181194	1632289	6/29/2016	270	2,892.00	
1181237	1632305	6/29/2016	270	2,625.40	
1181123	1632184	6/29/2016	270	2,445.00	
1181119	1632182	6/29/2016	270	2,115.00	
1181277	1632327	6/29/2016	270	2,108.07	
1181216	1632295	6/29/2016	270	2,032.50	
1181251	162700608abc br lal	6/29/2016	270	1,605.00	
1181188	1632253	6/29/2016	270	1,430.00	
1180785	1632162	6/29/2016	270	1,375.79	
1181281	1632331	6/29/2016	270	1,200.00	
1181268	1632317	6/29/2016	270	1,033.76	
1181198	1632290	6/29/2016	270	934.23	
1181129	1632196	6/29/2016	270	800.00	
1181132	1632188	6/29/2016	270	680.00	
1181128	1632186	6/29/2016	270	675.00	
1181273	1632321	6/29/2016	270	552.40	
1181279	1632333	6/29/2016	270	480.00	
1181134	1632189	6/29/2016	270	480.00	
1181111	1632190	6/29/2016	270	454.00	
1181121	1632183	6/29/2016	270	390.00	
1181130	1632187	6/29/2016	270	350.00	
1181201	1632293	6/29/2016	270	340.00	
1181199	1632291	6/29/2016	270	272.71	
1181189	1632254	6/29/2016	270	230.00	
1181284	1632330	6/29/2016	270	230.00	
1181275	1632322	6/29/2016	270	216.00	
1181125	1632185	6/29/2016	270	200.00	
1181220	1632296	6/29/2016	270	167.95	
1181278	1632323	6/29/2016	270	162.00	
1181225	1632265	6/29/2016	270	161.21	
1181235	1632304	6/29/2016	270	132.82	
1181151	1632213	6/29/2016	270	122.47	
1181191	1632256	6/29/2016	270	100.00	
1181190	1632255	6/29/2016	270	100.00	
1181120	1632191	6/29/2016	270	100.00	
1181127	1632195	6/29/2016	270	100.00	
1180784	1632161	6/29/2016	270	75.00	
1181247	162700606IFTA CC	6/29/2016	270	50.00	
1181270	1632318	6/29/2016	270	48.00	
1181271	1632319	6/29/2016	270	48.00	
1181122	1632192	6/29/2016	270	40.00	
1181239	1632306	6/29/2016	270	33.88	
1181210	1632257	6/29/2016	270	22.80	
1181211	1632258	6/29/2016	270	22.80	
1181283	1632332	6/29/2016	270	22.05	
1181212	1632259	6/29/2016	270	14.40	
1181272	1632320	6/29/2016	270	12.00	
1181215	1632260	6/29/2016	270	7.60	
1181217	1632261	6/29/2016	270	7.60	
1181219	1632262	6/29/2016	270	4.80	
1181202	1632292	6/29/2016	270	4.00	
1181203	162700626	6/29/2016	270	3.63	

Run Date: 6/30/2016
 Run Time: 2:55:37PM

Demand Account Activity

Start Date: 7/1/2015 End Date: 6/30/2016

Page: 377
 User: 0

Jnl. Entry	Ref #	Trx. Date	Ledger	Debit Amount	Credit Amount
1180805	162700602	6/29/2016	270		53,877,021.91
1180809	162700604	6/29/2016	270		5,435,884.24
1181110	DFA EFT REV 6-29-	6/29/2016	270		194.00
1181181	162700625	6/29/2016	270		108,738,432.31
1181288	162700630	6/29/2016	270		15,000,000.00
1181290	Back Out Journal Er	6/29/2016	270		50,000,000.00
1181848	162700603	6/30/2016	270	32,000,000.00	
1181895	1632440	6/30/2016	270	20,344,914.55	
1181850	162700604eft airs	6/30/2016	270	4,392,701.37	
1181874	162700609 TOBAC(6/30/2016	270	2,741,676.64	
1181897	1632441	6/30/2016	270	2,322,909.93	
1181987	1632527	6/30/2016	270	2,067,000.00	
1181893	1632439	6/30/2016	270	1,718,890.13	
1181795	1632370	6/30/2016	270	948,651.00	
1181898	1632442	6/30/2016	270	425,549.22	
1181914	1632443	6/30/2016	270	419,382.38	
1181986	1632526	6/30/2016	270	364,022.21	
1181943	1632482	6/30/2016	270	223,231.43	
1181796	1632371	6/30/2016	270	131,624.25	
1181845	162700602	6/30/2016	270	101,609.63	
1181852	162700605AIRSCCI	6/30/2016	270	63,550.90	
1181791	1632383	6/30/2016	270	47,630.47	
1181802	1632375	6/30/2016	270	40,823.30	
1181957	1632501	6/30/2016	270	36,999.74	
1181935	1632477	6/30/2016	270	32,687.04	
1181801	1632374	6/30/2016	270	31,596.40	
1181939	1632479	6/30/2016	270	30,000.00	
1181890	1632437	6/30/2016	270	22,597.00	
1181958	1632502	6/30/2016	270	10,950.00	
1181531	1632356	6/30/2016	270	9,137.00	
1181942	1632481	6/30/2016	270	6,273.50	
1181933	1632476	6/30/2016	270	5,430.67	
1181978	1632520	6/30/2016	270	4,936.70	
1181797	1632372	6/30/2016	270	4,498.88	
1181854	162700607IRPCC	6/30/2016	270	4,404.93	
1181916	1632444	6/30/2016	270	3,212.46	
1181941	1632480	6/30/2016	270	2,965.00	
1181799	1632373	6/30/2016	270	2,822.00	
1181808	1632386	6/30/2016	270	2,530.00	
1181934	1632483	6/30/2016	270	2,375.00	
1181983	1632523	6/30/2016	270	2,315.00	
1181959	1632503	6/30/2016	270	2,265.00	
1181811	1632387	6/30/2016	270	2,020.00	
1181857	162700608ABC BRL	6/30/2016	270	1,935.00	
1181928	1632474	6/30/2016	270	1,861.43	
1181803	1632385	6/30/2016	270	1,600.00	
1181981	1632521	6/30/2016	270	1,500.00	
1181800	1632384	6/30/2016	270	1,417.50	
1181806	1632377	6/30/2016	270	1,093.61	
1181817	1632389	6/30/2016	270	840.00	
1181955	1632499	6/30/2016	270	795.92	
1181815	1632388	6/30/2016	270	775.00	
1181940	1632484	6/30/2016	270	619.00	
1181960	1632504	6/30/2016	270	600.00	
1181821	1632391	6/30/2016	270	600.00	
1181305	1632345	6/30/2016	270	590.73	

Run Date: 6/30/2016
 Run Time: 2:55:37PM

Demand Account Activity

Page: 378
 User: 0

Start Date: 7/1/2015 End Date: 6/30/2016

Jnl. Entry	Ref #	Trx. Date	Ledger	Debit Amount	Credit Amount	
1181892	1632438	6/30/2016	270	509.44		
1181301	1632341	6/30/2016	270	404.69		
1181984	1632524	6/30/2016	270	400.00		
1181804	1632376	6/30/2016	270	390.00		
1181304	1632344	6/30/2016	270	384.90		
1181794	1632369	6/30/2016	270	350.00		
1181307	1632347	6/30/2016	270	333.28		
1181306	1632346	6/30/2016	270	327.00		
1181985	1632525	6/30/2016	270	310.00		
1181297	1632337	6/30/2016	270	305.54		
1181298	1632338	6/30/2016	270	303.56		
1181853	162700606IFTA CC	6/30/2016	270	275.75		
1181819	1632390	6/30/2016	270	252.00		
1181932	1632475	6/30/2016	270	224.05		
1181299	1632339	6/30/2016	270	200.00		
1181888	1632435	6/30/2016	270	191.82		
1181309	1632349	6/30/2016	270	190.00		
1181982	1632522	6/30/2016	270	150.00		
1181302	1632342	6/30/2016	270	130.10		
1181813	1632379	6/30/2016	270	124.95		
1181303	1632343	6/30/2016	270	123.54		
1181938	1632478	6/30/2016	270	120.00		
1181812	1632396	6/30/2016	270	100.00		
1181818	1632381	6/30/2016	270	71.33		
1181822	1632392	6/30/2016	270	64.00		
1181300	1632340	6/30/2016	270	54.80		
1181820	1632382	6/30/2016	270	38.30		
1181816	1632380	6/30/2016	270	35.00		
1181805	1632393	6/30/2016	270	30.40		
1181807	1632394	6/30/2016	270	30.40		
1181308	1632348	6/30/2016	270	26.54		
1181810	1632378	6/30/2016	270	24.00		
1181953	1632497	6/30/2016	270	24.00		
1181954	1632498	6/30/2016	270	24.00		
1181956	1632500	6/30/2016	270	20.00		
1181809	1632395	6/30/2016	270	19.20		
1181868	8006502 EFT REV C	6/30/2016	270		12,093.36	
1181844	162700601	6/30/2016	270		1,408,119.07	
1181886	162700610	6/30/2016	270		19,987,599.73	
1181980	162700611	6/30/2016	270		30,063,493.55	
1181989	162700615	6/30/2016	270		17,000,000.00	
Totals for:	270 - Bank Of America		Count:	19,024	39,343,165,802.40	39,343,500,605.11

Run Date: 6/30/2016
 Run Time: 2:55:37PM

Demand Account Activity

Start Date: 7/1/2015 End Date: 6/30/2016

Page: 379
 User: 0

Jnl. Entry	Ref #	Trx. Date	Ledger	Debit Amount	Credit Amount
280 - Centennial Bank					
1045486	152700602	7/2/2015	280	11,000,000.00	
1045993	152700618	7/2/2015	280		11,000,000.00
1046499	152700704	7/6/2015	280	1,000,000.00	
1046500	152700705	7/6/2015	280	1,000,000.00	
1046574	Back Out Journal Er	7/6/2015	280		1,000,000.00
1046960	152700720	7/7/2015	280	9,000,000.00	
1047444	152700720	7/8/2015	280		2,000,000.00
1048557	152700712	7/9/2015	280	83,000,000.00	
1048644	152700713	7/9/2015	280	9,000,000.00	
1049069	152700713	7/10/2015	280		29,000,000.00
1049510	152700715	7/13/2015	280	22,000,000.00	
1050741	152700711	7/16/2015	280		46,000,000.00
1051295	152700719	7/17/2015	280		3,000,000.00
1051821	153990701	7/20/2015	280	19,993,300.00	
1051799	152700710	7/20/2015	280	7,000,000.00	
1052269	152700720	7/21/2015	280	23,000,000.00	
1052767	152300701	7/22/2015	280	13,000,000.00	
1054115	152700710	7/23/2015	280		1,000,000.00
1054498	152700711	7/24/2015	280		4,000,000.00
1054553	1601874	7/27/2015	280	6,452.39	
1054958	152700712	7/27/2015	280		1,000,000.00
1055403	152300701	7/28/2015	280	2,000,000.00	
1055404	152700712	7/28/2015	280	1,000,000.00	
1055821	152800701	7/29/2015	280		4,000,000.00
1056003	152700715	7/30/2015	280		13,000,000.00
1056697	152700712	7/31/2015	280	1,000,000.00	
1057191	152700810	8/3/2015	280	3,000,000.00	
1057599	152700811	8/4/2015	280	8,000,000.00	
1058175	152700815	8/5/2015	280		4,000,000.00
1059359	152700805	8/6/2015	280		1,000,000.00
1059774	15230812	8/7/2015	280	1,000,000.00	
1059775	152700813	8/7/2015	280	1,000,000.00	
1060157	152700812	8/10/2015	280		2,000,000.00
1061039	152700815	8/12/2015	280		2,000,000.00
1062221	152700813	8/14/2015	280		4,000,000.00
1062594	152700815	8/17/2015	280	5,000,000.00	
1062613	152300801	8/17/2015	280	3,000,000.00	
1063054	152700815	8/18/2015	280		4,000,000.00
1064820	152700811	8/20/2015	280	15,000,000.00	
1064798	152700813	8/20/2015	280	15,000,000.00	
1065301	152800801	8/21/2015	280		6,000,000.00
1065825	152800801	8/24/2015	280		1,000,000.00
1066268	152800801	8/25/2015	280		6,000,000.00
1066628	1604676	8/26/2015	280	21,463.76	
1066642	152800801	8/26/2015	280		2,000,000.00
1067069	152700811	8/27/2015	280	10,000,000.00	
1067466	152800801	8/28/2015	280		27,000,000.00
1067850	152800801	8/31/2015	280		56,000,000.00
1068700	152700910	9/2/2015	280	59,000,000.00	
1069937	152300901	9/3/2015	280	5,000,000.00	
1070367	Back Out Journal Er	9/4/2015	280	14,000,000.00	
1070365	152800903	9/4/2015	280		14,000,000.00
1070368	Correct Journal Entr	9/4/2015	280		15,000,000.00
1070702	152700911	9/8/2015	280	12,000,000.00	
1071243	152800901	9/9/2015	280		3,000,000.00

Run Date: 6/30/2016
 Run Time: 2:55:37PM

Demand Account Activity

Start Date: 7/1/2015 End Date: 6/30/2016

Page: 380
 User: 0

Jnl. Entry	Ref #	Trx. Date	Ledger	Debit Amount	Credit Amount
1071641	152700916	9/10/2015	280	19,000,000.00	
1071640	152300901	9/10/2015	280	10,000,000.00	
1071646	152800902	9/10/2015	280		10,000,000.00
1072064	152800901	9/11/2015	280		1,000,000.00
1072481	162701914	9/14/2015	280		16,000,000.00
1073104	152800901	9/15/2015	280		3,000,000.00
1076578	152800901	9/22/2015	280		2,000,000.00
1076912	152300901	9/23/2015	280	6,000,000.00	
1077895	152800901	9/25/2015	280	2,000,000.00	
1077488	152300901	9/25/2015	280	1,000,000.00	
1078212	1607420	9/28/2015	280	39,567.94	
1078749	152800901	9/29/2015	280		5,000,000.00
1079126	Back Out Journal Er	9/30/2015	280	3,000,000.00	
1079205	162700909	9/30/2015	280		3,000,000.00
1079206	Correct Journal Entr	9/30/2015	280		5,000,000.00
1080964	162701013	10/2/2015	280	1,000,000.00	
1080732	162701014	10/2/2015	280	1,000,000.00	
1081359	152701010	10/5/2015	280	2,000,000.00	
1081761	152801001	10/6/2015	280	2,000,000.00	
1081742	152301001	10/6/2015	280	1,000,000.00	
1082233	152801001	10/7/2015	280		14,000,000.00
1082696	152701006	10/8/2015	280	13,000,000.00	
1083113	152801001	10/9/2015	280		8,000,000.00
1083776	152701010	10/13/2015	280	3,000,000.00	
1084245	152301001	10/14/2015	280	2,000,000.00	
1085588	152301001	10/15/2015	280	9,000,000.00	
1085468	152701016	10/15/2015	280	1,000,000.00	
1086051	152301001	10/16/2015	280	2,000,000.00	
1086064	152701017	10/16/2015	280	1,000,000.00	
1086435	152701006	10/19/2015	280	8,000,000.00	
1087358	152801001	10/21/2015	280		3,000,000.00
1088317	152801001	10/23/2015	280		12,000,000.00
1088764	162701016	10/26/2015	280		2,000,000.00
1089477	152301001	10/27/2015	280	9,000,000.00	
1091103	1610265	10/29/2015	280	36,989.00	
1091194	152801001	10/29/2015	280		10,000,000.00
1091681	1602701019	10/30/2015	280	6,000,000.00	
1091680	Back Out Journal Er	10/30/2015	280	4,000,000.00	
1091678	162701018	10/30/2015	280		4,000,000.00
1091828	152801001	11/2/2015	280		7,000,000.00
1092936	Back Out Journal Er	11/4/2015	280	3,000,000.00	
1092924	152801101	11/4/2015	280		3,000,000.00
1092937	Correct Journal Entr	11/4/2015	280		5,000,000.00
1093374	152701116	11/5/2015	280	18,000,000.00	
1093377	Back Out Journal Er	11/5/2015	280		18,000,000.00
1093756	152701106	11/6/2015	280	14,000,000.00	
1094146	152301102	11/9/2015	280	12,000,000.00	
1094405	152301101	11/10/2015	280	6,000,000.00	
1096290	151101	11/13/2015	280		7,000,000.00
1096769	Correct Journal Entr	11/16/2015	280	4,000,000.00	
1096761	152301101	11/16/2015	280	3,000,000.00	
1096763	Correct Journal Entr	11/16/2015	280	2,000,000.00	
1096762	Back Out Journal Er	11/16/2015	280		3,000,000.00
1096768	Back Out Journal Er	11/16/2015	280		2,000,000.00
1098360	Back Out Journal Er	11/19/2015	280	22,000,000.00	
1098310	1612096	11/19/2015	280	39,671.17	

Run Date: 6/30/2016
 Run Time: 2:55:37PM

Demand Account Activity

Page: 381
 User: 0

Start Date: 7/1/2015 End Date: 6/30/2016

Jnl. Entry	Ref #	Trx. Date	Ledger	Debit Amount	Credit Amount
1098358	152801102	11/19/2015	280		22,000,000.00
1098362	Correct Journal Entr	11/19/2015	280		21,000,000.00
1100135	Correct Journal Entr	11/25/2015	280	25,000,000.00	
1100112	152801101	11/25/2015	280	21,000,000.00	
1100134	Back Out Journal Er	11/25/2015	280		21,000,000.00
1101193	162701115	11/30/2015	280	47,000,000.00	
1101196	162701120	11/30/2015	280	45,000,000.00	
1101154	162701107	11/30/2015	280		90,000,000.00
1101594	152701203	12/1/2015	280		40,000,000.00
1102582	152801201	12/3/2015	280		2,000,000.00
1103009	152301201	12/4/2015	280	4,000,000.00	
1103004	152701211	12/4/2015	280	1,000,000.00	
1103849	152801201	12/8/2015	280		2,000,000.00
1104292	Back Out Journal Er	12/9/2015	280	15,000,000.00	
1104287	152801201	12/9/2015	280		15,000,000.00
1104293	Correct Journal Entr	12/9/2015	280		16,000,000.00
1105440	152701211	12/10/2015	280	20,000,000.00	
1106329	162701210	12/14/2015	280		15,000,000.00
1106869	152801201	12/15/2015	280		22,000,000.00
1107381	152801201	12/16/2015	280		4,000,000.00
1108150	152801201	12/17/2015	280		10,000,000.00
1109069	152301201	12/21/2015	280	13,000,000.00	
1109073	152801201	12/21/2015	280	2,000,000.00	
1111259	Correct Journal Entr	12/28/2015	280	18,000,000.00	
1111297	1615131	12/29/2015	280	39,335.16	
1111751	162701212	12/29/2015	280		1,000,000.00
1112202	162701212	12/30/2015	280	33,000,000.00	
1112201	162701211	12/30/2015	280	6,000,000.00	
1112204	Correct Journal Entr	12/30/2015	280	6,000,000.00	
1112203	Back Out Journal Er	12/30/2015	280		6,000,000.00
1112662	162701211	12/31/2015	280	21,000,000.00	
1112723	162701212	12/31/2015	280	9,998,055.56	
1112730	Back Out Journal Er	12/31/2015	280		9,998,055.56
1113070	162800101	1/4/2016	280		2,000,000.00
1113243	162800101	1/5/2016	280		21,000,000.00
1115694	162700112	1/8/2016	280		44,000,000.00
1116124	162700114	1/11/2016	280		15,000,000.00
1117548	162700114	1/14/2016	280	16,000,000.00	
1117544	162700113	1/14/2016	280		35,000,000.00
1118460	162800101	1/19/2016	280	64,000,000.00	
1120196	162300101	1/21/2016	280	2,000,000.00	
1120614	162800101	1/25/2016	280		1,000,000.00
1121741	162300101	1/27/2016	280	1,000,000.00	
1122166	162700104	1/28/2016	280	7,000,000.00	
1122068	1617689	1/28/2016	280	29,456.16	
1122840	162700115	1/29/2016	280		10,000,000.00
1123565	162800201	2/2/2016	280		19,000,000.00
1125613	162800201	2/5/2016	280		16,000,000.00
1126416	162800201	2/9/2016	280		3,000,000.00
1126859	162800201	2/10/2016	280		12,000,000.00
1127291	162800201	2/11/2016	280	34,000,000.00	
1127183	1618989	2/11/2016	280	44,326.13	
1127741	162800201	2/12/2016	280		44,000,000.00
1128556	162800201	2/17/2016	280	35,000,000.00	
1130202	162800201	2/18/2016	280	18,000,000.00	
1130205	162300201	2/18/2016	280	2,000,000.00	

Run Date: 6/30/2016
 Run Time: 2:55:37PM

Demand Account Activity

Start Date: 7/1/2015 End Date: 6/30/2016

Page: 382
 User: 0

Jnl. Entry	Ref #	Trx. Date	Ledger	Debit Amount	Credit Amount	
1130650	162700210	2/19/2016	280	15,000,000.00		
1130637	162800201	2/19/2016	280	9,998,180.60		
1130649	162300201	2/19/2016	280	8,000,000.00		
1130677	Back Out Journal Er	2/19/2016	280		8,000,000.00	
1131117	162300201	2/22/2016	280	2,000,000.00		
1132080	162800201	2/24/2016	280		3,000,000.00	
1132468	162800201	2/25/2016	280		27,000,000.00	
1132805	162800201	2/26/2016	280		30,000,000.00	
1133887	162300301	3/1/2016	280	1,000,000.00		
1133904	162800301	3/1/2016	280	1,000,000.00		
1134317	162800301	3/2/2016	280	22,000,000.00		
1134325	162300301	3/2/2016	280	1,000,000.00		
1136358	162800301	3/7/2016	280		21,000,000.00	
1138077	1621845	3/11/2016	280	41,910.01		
1138405	162700302	3/14/2016	280		40,000,000.00	
1138977	162800301	3/15/2016	280		4,000,000.00	
1142137	162800301	3/22/2016	280	46,000,000.00		
1141991	163000305	3/22/2016	280	13,000,000.00		
1142113	162300301	3/22/2016	280	1,000,000.00		
1142574	162800301	3/23/2016	280	20,000,000.00		
1142980	162800301	3/24/2016	280		45,000,000.00	
1145946	Back Out Journal Er	3/31/2016	280	24,000,000.00		
1145931	162700316	3/31/2016	280		24,000,000.00	
1145949	162700316	3/31/2016	280		24,000,000.00	
1146648	162600401	4/1/2016	280	69,000,000.00		
1149304	162800401	4/11/2016	280		12,000,000.00	
1152302	163000412	4/18/2016	280	19,000,000.00		
1153794	162700405	4/22/2016	280		27,000,000.00	
1154979	1626064	4/26/2016	280	32,795.80		
1155526	162300401	4/27/2016	280	11,000,000.00		
1155528	162800401	4/27/2016	280	8,000,000.00		
1156789	162700415	4/28/2016	280	3,000,000.00		
1156777	162300401	4/28/2016	280	1,000,000.00		
1157497	162700420	4/29/2016	280		8,000,000.00	
1160308	162800501	5/10/2016	280		4,000,000.00	
1162371	1627782	5/13/2016	280	54,624.84		
1163717	162800501	5/17/2016	280	18,000,000.00		
1166712	162800501	5/25/2016	280		24,000,000.00	
1177350	1631471	6/22/2016	280	57,022.50		
1180318	162700623	6/27/2016	280	16,000,000.00		
Totals for:	280 - Centennial Bank		Count:	207	1,319,433,151.02	1,224,998,055.56

Run Date: 6/30/2016
Run Time: 2:55:37PM

Demand Account Activity

Start Date: 7/1/2015 End Date: 6/30/2016

Page: 383
User: 0

<u>Jnl. Entry</u>	<u>Ref #</u>	<u>Trx. Date</u>	<u>Ledger</u>	<u>Debit Amount</u>	<u>Credit Amount</u>	
<u>282 - Centennial ICS Account</u>						
1117544	162700113	1/14/2016	282	35,000,000.00		
1127182	1618988	2/11/2016	282	12,082.86		
1138075	1621844	3/11/2016	282	19,476.64		
1154982	1626065	4/26/2016	282	20,831.62		
1162370	1627781	5/13/2016	282	20,171.55		
1177375	1631472	6/22/2016	282	20,856.68		
Totals for: 282 - Centennial ICS Account				Count: 6	35,093,419.35	0.00

Run Date: 6/30/2016
 Run Time: 2:55:37PM

Demand Account Activity

Start Date: 7/1/2015 End Date: 6/30/2016

Page: 384
 User: 0

Jnl. Entry	Ref #	Trx. Date	Ledger	Debit Amount	Credit Amount
300 - Simmons Pine Bluff					
1045480	153000602	7/2/2015	300	7,567,570.96	
1045525	153000608 AIRS DE	7/2/2015	300	5,571,928.34	
1045521	153000607 AIRS TA	7/2/2015	300	50,166.60	
1045477	153000610 AIRS DE	7/2/2015	300	7,858.25	
1045478	153000601	7/2/2015	300	6,061.25	
1045978	153000609 AIRS DE	7/2/2015	300	925.00	
1045481	153000603	7/2/2015	300		35,347,008.53
1045482	153000604	7/2/2015	300		14,000,000.00
1045483	153000605	7/2/2015	300		66,877.19
1045484	153000606	7/2/2015	300		17,503.84
1046542	15300070605CHEC	7/6/2015	300	2,883,575.41	
1046548	15300070607SROA	7/6/2015	300	2,870,814.81	
1046550	15300070608OTHE	7/6/2015	300	1,515,011.76	
1046552	15300070610CHEC	7/6/2015	300	280,819.65	
1046531	153000701	7/6/2015	300	205,385.58	
1046536	153002070605CASH	7/6/2015	300	28,782.63	
1046534	15300070604SRO A	7/6/2015	300	7,306.20	
1046554	15300070611FORE	7/6/2015	300	381.31	
1046532	143000702	7/6/2015	300	101.35	
1046506	153000703	7/6/2015	300		49,157.90
1046504	152700709	7/6/2015	300		7,000,000.00
1046633	153000702	7/7/2015	300	8,819,975.75	
1046641	15300070706CHEC	7/7/2015	300	2,459,018.76	
1046642	15300070707SRO A	7/7/2015	300	2,394,626.43	
1046643	15300070708OTHE	7/7/2015	300	62,221.18	
1046640	15300070705CASH	7/7/2015	300	17,997.34	
1046638	15300070704SRO A	7/7/2015	300	9,741.60	
1046645	15300070709CASH	7/7/2015	300	8,835.36	
1046626	153000701	7/7/2015	300	3,232.99	
1046637	153000711	7/7/2015	300	50.00	
1046590	152700702	7/7/2015	300		14,000,000.00
1046636	153000703	7/7/2015	300		6,167.52
1047307	153000702	7/8/2015	300	4,771,296.73	
1047348	15300070807SRO A	7/8/2015	300	2,635,290.11	
1047346	15300070806CHEC	7/8/2015	300	2,464,856.58	
1047352	15300070810CHEC	7/8/2015	300	100,487.19	
1047350	15300070808OTHE	7/8/2015	300	24,355.93	
1047342	15300070804SRO L	7/8/2015	300	19,635.00	
1047344	15300070805CASH	7/8/2015	300	6,948.73	
1047305	153000701	7/8/2015	300	2,918.88	
1047351	15300070809CASH	7/8/2015	300	1,818.85	
1047448	1600341	7/8/2015	300	9.69	
1047410	153000711	7/8/2015	300	3.00	
1047300	152700702	7/8/2015	300		11,000,000.00
1047310	153000703	7/8/2015	300		10,650.38
1048516	15300070906CHEC	7/9/2015	300	3,982,117.61	
1048512	153000702	7/9/2015	300	3,860,331.83	
1048518	15300070907SRO L	7/9/2015	300	3,247,980.72	
1048523	15300070910CHEC	7/9/2015	300	242,827.50	
1048514	15300070904SRO A	7/9/2015	300	15,615.60	
1048522	15300070909CASH	7/9/2015	300	7,251.80	
1048511	153000701	7/9/2015	300	4,462.57	
1048515	1530007090CASH C	7/9/2015	300	2,187.43	
1048521	15300070908OTHE	7/9/2015	300	350.00	
1048504	152700702	7/9/2015	300		11,000,000.00

Run Date: 6/30/2016
 Run Time: 2:55:37PM

Demand Account Activity

Start Date: 7/1/2015 End Date: 6/30/2016

Page: 385
 User: 0

Jnl. Entry	Ref #	Trx. Date	Ledger	Debit Amount	Credit Amount
1048513	153000703	7/9/2015	300		198.32
1049009	153000702	7/10/2015	300	4,217,675.50	
1049094	15300071006CHEC	7/10/2015	300	2,622,190.38	
1049095	15300071007SRO L	7/10/2015	300	2,338,365.76	
1049098	15300071010CHEC	7/10/2015	300	19,345.08	
1049096	15300071008OTHE	7/10/2015	300	15,940.95	
1049008	153000701	7/10/2015	300	11,104.06	
1049091	15300071004SRO L	7/10/2015	300	8,764.80	
1049093	15300071005CASH	7/10/2015	300	7,648.73	
1049097	15300071009CASH	7/10/2015	300	4,054.10	
1049003	152700704	7/10/2015	300		9,000,000.00
1049380	153000703	7/13/2015	300	3,661,003.24	
1049388	153000709 AIRS D€	7/13/2015	300	2,151,096.56	
1049387	153000708 AIRS TA	7/13/2015	300	2,036,564.65	
1049382	153000705	7/13/2015	300	28,507.34	
1049391	153000712 AIRS D€	7/13/2015	300	23,839.78	
1049385	153000706 AIRS TA	7/13/2015	300	10,085.80	
1049386	153000707 AIRS TA	7/13/2015	300	5,872.94	
1049377	153000701	7/13/2015	300	3,925.48	
1049389	153000710 AIRS D€	7/13/2015	300	811.80	
1049390	153000711 AIRS D€	7/13/2015	300	652.61	
1049379	153000702	7/13/2015	300	10.00	
1049381	153000604	7/13/2015	300		27,199.74
1049383	153000713	7/13/2015	300		8,000,000.00
1049536	153000703	7/14/2015	300	3,193,322.64	
1049542	153000708 AIRS TA	7/14/2015	300	3,144,132.14	
1049543	153000709 AIRS D€	7/14/2015	300	1,858,785.50	
1049918	Correct Journal Entr	7/14/2015	300	1,858,785.50	
1049545	153000711 AIRS D€	7/14/2015	300	31,525.06	
1049547	153000712 AIRS D€	7/14/2015	300	30,487.39	
1049541	153000707 AIRS TA	7/14/2015	300	16,339.52	
1049540	153000706 AIRS TA	7/14/2015	300	5,834.40	
1049544	153000710 AIRS D€	7/14/2015	300	2,912.00	
1049532	153000701	7/14/2015	300	2,242.46	
1049535	153000702	7/14/2015	300	10.00	
1049537	153000704	7/14/2015	300		8,000,000.00
1049553	153000705	7/14/2015	300		1,230.00
1049909	Back Out Journal Er	7/14/2015	300		1,858,785.50
1050372	Back Out Journal Er	7/15/2015	300	13,234,986.90	
1049943	153000702	7/15/2015	300	7,548,725.80	
1049955	153000709 AIRS D€	7/15/2015	300	2,350,883.75	
1049951	153000707 AIRS TA	7/15/2015	300	2,227,143.08	
1049958	153000712 AIRS D€	7/15/2015	300	55,734.59	
1049956	153000710 AIRS D€	7/15/2015	300	31,081.15	
1049957	153000711 AIRS D€	7/15/2015	300	16,046.04	
1049948	153000705 AIRS TA	7/15/2015	300	6,398.70	
1049950	153000706 AIRS TA	7/15/2015	300	6,035.46	
1049930	153000701	7/15/2015	300	5,537.29	
1049959	153000713 AIRS D€	7/15/2015	300	1,726.00	
1050357	153000708	7/15/2015	300	382.00	
1049946	152700702	7/15/2015	300		13,234,986.90
1049965	153000703	7/15/2015	300		12,000,000.00
1049966	153000704	7/15/2015	300		6,780.76
1050702	153000707 AIRS TA	7/16/2015	300	6,683,052.61	
1050395	153000702	7/16/2015	300	3,740,762.81	
1050704	153000708 AIRS D€	7/16/2015	300	2,631,219.88	

Run Date: 6/30/2016
 Run Time: 2:55:37PM

Demand Account Activity

Start Date: 7/1/2015 End Date: 6/30/2016

Page: 386
 User: 0

Jnl. Entry	Ref #	Trx. Date	Ledger	Debit Amount	Credit Amount
1050707	153000711 AIRS D€	7/16/2015	300	20,577.43	
1050699	153000705 AIRS TA	7/16/2015	300	10,368.60	
1050700	153000706 AIRS TA	7/16/2015	300	3,611.60	
1050706	153000710 AIRS D€	7/16/2015	300	1,626.93	
1050394	153000701	7/16/2015	300	1,506.10	
1050705	153000709 AIRS D€	7/16/2015	300	325.00	
1050697	153000712	7/16/2015	300	27.20	
1050396	153000703	7/16/2015	300		14,000,000.00
1050696	153000704	7/16/2015	300		71,311.56
1050903	153000703	7/17/2015	300	16,040,712.67	
1051223	153000707 AIRS TA	7/17/2015	300	2,266,685.14	
1051225	153000709 AIRS D€	7/17/2015	300	2,033,183.08	
1051226	153000710 ARIS D€	7/17/2015	300	18,117.29	
1051221	153000705 AIRS TA	7/17/2015	300	10,139.90	
1050901	153000701	7/17/2015	300	4,733.67	
1051228	153000711 AIRS D€	7/17/2015	300	3,668.06	
1051222	153000706 AIRS TA	7/17/2015	300	2,103.09	
1051230	153000712 AIRS D€	7/17/2015	300	312.00	
1051224	153000708 AIRS TA	7/17/2015	300	32.31	
1050902	153000702	7/17/2015	300	10.00	
1051129	153000704	7/17/2015	300		20,000,000.00
1051218	153000713	7/17/2015	300		3,088.44
1051682	153000702	7/20/2015	300	5,569,777.75	
1051690	153000707 AIRS TA	7/20/2015	300	4,031,998.61	
1051691	153000708 AIRS D€	7/20/2015	300	1,905,822.91	
1051694	153000711 AIRS D€	7/20/2015	300	14,686.94	
1051688	153000705 AIRS TA	7/20/2015	300	9,801.00	
1051689	153000706 AIRS TA	7/20/2015	300	5,406.95	
1051681	153000701	7/20/2015	300	2,565.70	
1051693	153000710 AIRS D€	7/20/2015	300	948.30	
1051692	153000709 AIRS D€	7/20/2015	300	300.00	
1051683	153000703	7/20/2015	300		12,000,000.00
1051684	153000704	7/20/2015	300		2,199.00
1051830	153000703	7/21/2015	300	55,581,019.85	
1051840	153000708 AIRS TA	7/21/2015	300	4,518,104.98	
1051842	153000710 AIRS D€	7/21/2015	300	2,490,925.90	
1051838	153000707 AIRS TA	7/21/2015	300	6,285.62	
1051837	153000706	7/21/2015	300	5,893.80	
1051845	153000713 AIRS D€	7/21/2015	300	2,815.44	
1051844	153000712 AIRS D€	7/21/2015	300	2,341.89	
1051828	153000701	7/21/2015	300	2,137.83	
1051843	153000711 AIRS D€	7/21/2015	300	1,720.15	
1051829	153000702	7/21/2015	300	322.00	
1051841	153000709 AIRS TA	7/21/2015	300	200.00	
1051832	153000704	7/21/2015	300		23,000,000.00
1051859	153000705	7/21/2015	300		1,983.49
1052297	153000702	7/22/2015	300	11,270,928.11	
1052612	153000708 AIRS TA	7/22/2015	300	5,193,036.61	
1052614	153000709 AIRS D€	7/22/2015	300	2,561,790.14	
1052615	153000710 AIRS D€	7/22/2015	300	20,014.11	
1052628	153000712 AIRS D€	7/22/2015	300	10,023.26	
1052610	153000706 AIRS TA	7/22/2015	300	4,276.80	
1052611	153000707 AIRS TA	7/22/2015	300	3,391.00	
1052626	153000711 AIRS D€	7/22/2015	300	2,991.40	
1052292	153000701	7/22/2015	300	2,356.21	
1052523	153000705	7/22/2015	300		2,666.11

Run Date: 6/30/2016
 Run Time: 2:55:37PM

Demand Account Activity

Start Date: 7/1/2015 End Date: 6/30/2016

Page: 387
 User: 0

Jnl. Entry	Ref #	Trx. Date	Ledger	Debit Amount	Credit Amount
1052298	153000703	7/22/2015	300		12,000,000.00
1052299	153000704	7/22/2015	300		6,000,000.00
1053084	153000708 AIRS TA	7/23/2015	300	9,437,070.17	
1053080	153000702	7/23/2015	300	4,706,560.39	
1053085	153000709 AIRS DE	7/23/2015	300	2,797,787.11	
1053846	153000712 AIRS DE	7/23/2015	300	133,925.68	
1053082	153000706 AIRS TA	7/23/2015	300	10,230.00	
1053083	153000707 AIRS TA	7/23/2015	300	6,384.00	
1052665	153000701	7/23/2015	300	3,785.80	
1053845	153000711 AIRS DE	7/23/2015	300	859.57	
1053844	153000710 AIRS DE	7/23/2015	300	325.00	
1053847	153000713 AIRS DE	7/23/2015	300	205.01	
1053081	153000703	7/23/2015	300		17,000,000.00
1054019	153000704	7/23/2015	300		6,449.00
1054139	153000702	7/24/2015	300	9,943,902.66	
1054144	153000708 AIRS TA	7/24/2015	300	8,777,025.45	
1054145	153000709 AIRS DE	7/24/2015	300	2,036,692.26	
1054148	153000712 AIRS DE	7/24/2015	300	197,269.15	
1054143	153000707 AIRS TA	7/24/2015	300	41,908.05	
1054146	153000710 AIRS DE	7/24/2015	300	13,519.58	
1054142	153000706 AIRS TA	7/24/2015	300	4,478.10	
1054137	153000701	7/24/2015	300	3,982.87	
1054147	153000711	7/24/2015	300	810.44	
1054140	153000703	7/24/2015	300		21,000,000.00
1054161	153000704	7/24/2015	300		6,883.37
1054780	153000702	7/27/2015	300	9,721,894.10	
1054848	153000708 AIRS TA	7/27/2015	300	6,383,232.74	
1054849	153000709 AIRS DE	7/27/2015	300	2,281,113.89	
1054852	153000712 AIRS DE	7/27/2015	300	15,722.76	
1054785	153000706 AIRS TA	7/27/2015	300	11,464.20	
1054847	153000707 AIRS TA	7/27/2015	300	6,678.71	
1054779	153000701	7/27/2015	300	4,774.17	
1054851	153000711 AIRS DE	7/27/2015	300	3,102.57	
1054554	1601875	7/27/2015	300	757.43	
1054850	153000710 AIRS DE	7/27/2015	300	532.00	
1054781	153000703	7/27/2015	300		19,000,000.00
1054948	Correct Journal Entr	7/27/2015	300		4,056.82
1055293	153000708 AIRS TA	7/28/2015	300	2,404,418.17	
1055296	153000709 AIRS DE	7/28/2015	300	2,042,138.14	
1055252	153000702	7/28/2015	300	2,028,443.42	
1055297	153000712 AIRS DE	7/28/2015	300	25,960.37	
1055298	153000711 AIRS DE	7/28/2015	300	10,672.33	
1055284	153000706 AIRS TA	7/28/2015	300	6,996.00	
1055291	153000707 AIRS TA	7/28/2015	300	2,780.57	
1055251	153000701	7/28/2015	300	2,456.81	
1055295	153000710 AIRS DE	7/28/2015	300	1,125.00	
1055253	153000703	7/28/2015	300		6,000,000.00
1055256	153000704	7/28/2015	300		3,415.32
1055418	153000703	7/29/2015	300	5,792,459.01	
1055427	153000709 AIRS DE	7/29/2015	300	3,080,352.45	
1055425	153000708 AIRS TA	7/29/2015	300	1,264,387.96	
1055428	153000710 AIRS DE	7/29/2015	300	20,507.21	
1055423	153000706 AIRS TA	7/29/2015	300	6,916.80	
1055430	153000712 AIRS DE	7/29/2015	300	6,770.55	
1055424	153000707 AIRS TA	7/29/2015	300	4,845.99	
1055416	153000701	7/29/2015	300	4,182.20	

Run Date: 6/30/2016
 Run Time: 2:55:37PM

Demand Account Activity

Start Date: 7/1/2015 End Date: 6/30/2016

Page: 388
 User: 0

Jnl. Entry	Ref #	Trx. Date	Ledger	Debit Amount	Credit Amount
1055429	153000711 AIRS D€	7/29/2015	300	1,431.16	
1055703	153000705	7/29/2015	300	527.35	
1055417	153000702	7/29/2015	300	37.00	
1055419	153000704	7/29/2015	300		11,000,000.00
1055712	153000713	7/29/2015	300		4,673.58
1055846	153000702	7/30/2015	300	4,526,570.95	
1055852	153000709 AIRS D€	7/30/2015	300	2,553,999.58	
1055851	153000708 AIRS TA	7/30/2015	300	1,807,646.63	
1055853	153000710 AIRS D€	7/30/2015	300	930,162.09	
1055855	153000712 AIRS D€	7/30/2015	300	89,213.60	
1055849	153000706 AIRS TA	7/30/2015	300	8,187.30	
1055850	153000707 AIRS TA	7/30/2015	300	5,312.56	
1055854	153000711 AIRS D€	7/30/2015	300	4,602.57	
1056020	Back Out Journal Er	7/30/2015	300	4,293.17	
1055844	153000701	7/30/2015	300	2,987.58	
1056016	Correct Journal Entr	7/30/2015	300	2,987.58	
1055847	153000703	7/30/2015	300		9,000,000.00
1055962	153000704	7/30/2015	300		4,293.17
1056010	Back Out Journal Er	7/30/2015	300		2,987.58
1056021	Correct Journal Entr	7/30/2015	300		4,293.17
1056577	153000702	7/31/2015	300	4,026,678.71	
1056588	15300073106CHEC	7/31/2015	300	2,949,950.38	
1056590	1530073107SROAIF	7/31/2015	300	2,114,322.29	
1056585	15300073105CASH	7/31/2015	300	13,733.40	
1056598	15300073110CHEC	7/31/2015	300	12,670.99	
1056582	15300073104SRO A	7/31/2015	300	6,072.00	
1056546	153000701	7/31/2015	300	3,887.61	
1056595	15300073109CASH	7/31/2015	300	3,785.03	
1056593	15300073108OTHEI	7/31/2015	300	275.00	
1056576	153000703	7/31/2015	300		20,096.25
1056601	153000701	7/31/2015	300		10,000,000.00
1056747	153000802	8/3/2015	300	4,320,221.39	
1056745	153000801	8/3/2015	300	4,826.29	
1056751	153000803	8/3/2015	300		4,000,000.00
1056752	153000804	8/3/2015	300		25,163.81
1057189	153000802	8/4/2015	300	5,716,051.02	
1057196	153000807 AIRS D€	8/4/2015	300	4,647,787.24	
1057197	153000808 AIRS D€	8/4/2015	300	2,294,079.84	
1057195	153000806 AIRS TA	8/4/2015	300	18,810.00	
1057198	153000809 AIRS D€	8/4/2015	300	2,592.05	
1057185	153000801	8/4/2015	300	792.44	
1057192	153000803	8/4/2015	300		13,000,000.00
1057393	153000801	8/4/2015	300		2,768.34
1058031	153000803	8/5/2015	300	4,256,957.11	
1058040	153000810 AIRS D€	8/5/2015	300	2,647,254.95	
1058038	153000808 AIRS TA	8/5/2015	300	2,038,924.88	
1058037	153000807 AIRS TA	8/5/2015	300	56,338.10	
1058041	153000811 AIRS D€	8/5/2015	300	19,425.81	
1058043	153000813 AIRS D€	8/5/2015	300	7,658.40	
1058036	153000806 AIRS TA	8/5/2015	300	6,768.30	
1057802	153000801	8/5/2015	300	4,074.69	
1058039	153000809 AIRS TA	8/5/2015	300	1,080.00	
1058044	153000814 AIRS D€	8/5/2015	300	617.30	
1058091	153000815	8/5/2015	300	40.14	
1058030	153000802	8/5/2015	300	30.00	
1058042	153000812 AIRS D€	8/5/2015	300	7.65	

Run Date: 6/30/2016
 Run Time: 2:55:37PM

Demand Account Activity

Start Date: 7/1/2015 End Date: 6/30/2016

Page: 389
 User: 0

Jnl. Entry	Ref #	Trx. Date	Ledger	Debit Amount	Credit Amount
1058032	153000804	8/5/2015	300		9,000,000.00
1058035	153000805	8/5/2015	300		4,861.19
1059229	153000808 AIRS TA	8/6/2015	300	4,277,840.85	
1059234	153000809 AIRS DE	8/6/2015	300	2,867,155.85	
1059221	153000802	8/6/2015	300	754,476.40	
1059248	153000812 AIRS DE	8/6/2015	300	173,151.58	
1059269	153000805	8/6/2015	300	38,175.32	
1059243	153000810 AIRS DE	8/6/2015	300	17,053.30	
1059225	153000806 AIRS TA	8/6/2015	300	10,946.70	
1059228	153000807 AIRS TA	8/6/2015	300	8,903.01	
1059245	153000811 AIRS DE	8/6/2015	300	3,047.20	
1058184	153000801	8/6/2015	300	1,784.75	
1059253	153000813 AIRS DE	8/6/2015	300	249.60	
1059222	153000803	8/6/2015	300		8,000,000.00
1059224	153000804	8/6/2015	300		75.00
1059712	153000802	8/7/2015	300	3,397,170.10	
1059729	15300080707SRO A	8/7/2015	300	2,117,573.73	
1059727	15300080706CHEC	8/7/2015	300	1,343,195.67	
1059734	15300080710CHEC	8/7/2015	300	95,126.40	
1059733	15300080709CASH	8/7/2015	300	12,303.32	
1059723	15300080704SRO A	8/7/2015	300	9,223.50	
1059725	15300080705CASH	8/7/2015	300	8,524.53	
1059697	153000801	8/7/2015	300	2,321.50	
1059732	15300080708OTHE	8/7/2015	300	375.00	
1059657	152700804	8/7/2015	300		7,000,000.00
1059718	153000803	8/7/2015	300		2,334.22
1059782	153000802	8/10/2015	300	8,465,926.94	
1059792	153000809 AIRS DE	8/10/2015	300	2,063,592.42	
1059789	153000808 AIRS TA	8/10/2015	300	2,048,737.50	
1059786	153000806 AIRS TA	8/10/2015	300	42,009.00	
1059781	153000801	8/10/2015	300	7,526.19	
1060008	153000812 AIRS DE	8/10/2015	300	6,192.89	
1059788	153000807 AIRS TA	8/10/2015	300	3,917.91	
1060007	153000811 AIRS DE	8/10/2015	300	843.21	
1059794	153000810 AIRS DE	8/10/2015	300	225.00	
1059783	153000803	8/10/2015	300		12,000,000.00
1060086	153000804	8/10/2015	300		6,886.34
1060524	15300081108SRO L	8/11/2015	300	2,220,298.46	
1060522	15300081107CHEC	8/11/2015	300	1,635,740.46	
1060495	153000802	8/11/2015	300	986,319.39	
1060526	15300081109OTHE	8/11/2015	300	19,283.48	
1060530	15300081110CASH	8/11/2015	300	10,366.62	
1060512	15300081105SRO A	8/11/2015	300	6,035.70	
1060520	15300081106CASH	8/11/2015	300	3,989.49	
1060493	152700801	8/11/2015	300	1,605.30	
1060533	15300081111CHEC	8/11/2015	300	1,427.27	
1060509	153000804	8/11/2015	300	50.00	
1060537	15 300 081112	8/11/2015	300	12.60	
1060486	152700802	8/11/2015	300		5,000,000.00
1060496	152700803	8/11/2015	300		3,599.84
1060924	153000802	8/12/2015	300	16,796,960.63	
1060947	153000809 AIRS DE	8/12/2015	300	2,316,301.12	
1060945	153000808 AIRS TA	8/12/2015	300	1,778,213.42	
1060951	153000812 AIRS DE	8/12/2015	300	16,599.48	
1060943	153000806 AIRS TA	8/12/2015	300	11,015.40	
1060948	153000810 AIRS DE	8/12/2015	300	6,374.77	

Run Date: 6/30/2016
 Run Time: 2:55:37PM

Demand Account Activity

Start Date: 7/1/2015 End Date: 6/30/2016

Page: 390
 User: 0

Jnl. Entry	Ref #	Trx. Date	Ledger	Debit Amount	Credit Amount
1060949	153000811 AIRS D€	8/12/2015	300	4,617.41	
1060944	153000807 AIRS TA	8/12/2015	300	4,234.35	
1060922	153000801	8/12/2015	300	3,295.66	
1060937	153000803	8/12/2015	300		21,000,000.00
1060938	153000804	8/12/2015	300		1,655.94
1061411	153000808 AIRS TA	8/13/2015	300	5,722,141.68	
1061404	153000802	8/13/2015	300	3,218,174.99	
1061412	153000809 AIRS D€	8/13/2015	300	2,750,790.48	
1061409	153000806 AIRS TA	8/13/2015	300	18,714.30	
1061410	153000807 AIRS TA	8/13/2015	300	14,389.95	
1061415	153000812 AIRS D€	8/13/2015	300	13,641.42	
1061414	153000811 AIRS D€	8/13/2015	300	4,886.21	
1061079	153000801	8/13/2015	300	4,695.74	
1061413	153000810 AIRS D€	8/13/2015	300	625.00	
1061417	153000813 AIRS D€	8/13/2015	300	354.02	
1061405	153000803	8/13/2015	300		12,000,000.00
1061406	153000804	8/13/2015	300		11,566.00
1061576	153000802	8/14/2015	300	5,436,169.22	
1061585	153000809 AIRS D€	8/14/2015	300	2,060,768.45	
1061583	153000808 AIRS TA	8/14/2015	300	1,561,828.50	
1061590	153000812 AIRS D€	8/14/2015	300	43,634.01	
1061588	153000810 AIRS D€	8/14/2015	300	21,683.14	
1061574	153000801	8/14/2015	300	5,635.19	
1061581	153000806 AIRS TA	8/14/2015	300	5,633.10	
1061582	153000807 AIRS TA	8/14/2015	300	5,508.40	
1061589	153000811 AIRS D€	8/14/2015	300	2,158.89	
1061577	153000803	8/14/2015	300		9,000,000.00
1061594	153000804	8/14/2015	300		960,700.34
1062247	153000808 AIRS TA	8/17/2015	300	10,552,966.49	
1062248	153000809 AIRS D€	8/17/2015	300	1,863,456.53	
1062242	153000802	8/17/2015	300	1,514,522.24	
1062250	153000811 AIRS D€	8/17/2015	300	18,431.72	
1062245	153000806 AIRS TA	8/17/2015	300	5,874.00	
1062251	153000812 AIRS D€	8/17/2015	300	5,287.92	
1062246	153000807 AIRS TA	8/17/2015	300	1,982.15	
1062241	153000801	8/17/2015	300	1,867.26	
1062249	153000810 AIRS D€	8/17/2015	300	550.00	
1062480	153000804	8/17/2015	300		8,173.42
1062243	153000803	8/17/2015	300		13,000,000.00
1062627	153000808 AIRS TA	8/18/2015	300	3,016,843.15	
1062628	153000809 AIRS D€	8/18/2015	300	2,041,923.40	
1062622	153000802	8/18/2015	300	1,896,574.61	
1062621	153000801	8/18/2015	300	7,113.64	
1062626	153000807 AIRS TA	8/18/2015	300	6,805.46	
1062625	153000806 AIRS TA	8/18/2015	300	4,963.20	
1062629	153000810 AIRS D€	8/18/2015	300	1,759.00	
1062632	153000811 AIRS D€	8/18/2015	300	1,520.78	
1062634	153000813 AIRS D€	8/18/2015	300	201.20	
1062633	153000812 AIRS D€	8/18/2015	300	26.93	
1062912	153000805	8/18/2015	300	21.20	
1062623	153000803	8/18/2015	300		7,000,000.00
1062898	153000804	8/18/2015	300		460.15
1063074	153000802	8/19/2015	300	25,717,426.74	
1063411	153000808 AIRS TA	8/19/2015	300	3,986,626.10	
1063414	153000810 AIRS D€	8/19/2015	300	2,464,135.95	
1063417	153000813 AIRS D€	8/19/2015	300	11,792.39	

Run Date: 6/30/2016
 Run Time: 2:55:37PM

Demand Account Activity

Start Date: 7/1/2015 End Date: 6/30/2016

Page: 391
 User: 0

Jnl. Entry	Ref #	Trx. Date	Ledger	Debit Amount	Credit Amount
1063073	153000801	8/19/2015	300	6,792.54	
1063079	153000806 AIRS TA	8/19/2015	300	6,573.60	
1063416	153000812 AIRS D€	8/19/2015	300	4,801.82	
1063323	153000807 AIRS TA	8/19/2015	300	1,559.55	
1063419	153000814 AIRS D€	8/19/2015	300	725.20	
1063415	153000811 AIRS D€	8/19/2015	300	350.00	
1063413	153000809 AIRS TA	8/19/2015	300	60.78	
1063075	153000803	8/19/2015	300		32,000,000.00
1063448	153000804	8/19/2015	300		5,816.82
1063577	153000808 AIRS TA	8/20/2015	300	7,643,113.86	
1063565	153000802	8/20/2015	300	4,818,864.93	
1063578	153000809 AIRS D€	8/20/2015	300	2,588,079.90	
1063801	153000812 AIRS D€	8/20/2015	300	105,141.43	
1063800	153000811 AIRS D€	8/20/2015	300	38,310.49	
1063563	153000801	8/20/2015	300	6,199.17	
1063568	153000806 AIRS TA	8/20/2015	300	4,573.80	
1063576	153000807 AIRS TA	8/20/2015	300	4,568.33	
1063579	153000810 AIRS D€	8/20/2015	300	403.78	
1063802	153000813 AIRS D€	8/20/2015	300	233.10	
1063566	153000803	8/20/2015	300		15,000,000.00
1063807	153000804	8/20/2015	300		1,547.00
1065135	153000802	8/21/2015	300	7,406,196.82	
1065167	153000808 AIRS TA	8/21/2015	300	5,408,798.16	
1065168	153000809 AIRS D€	8/21/2015	300	2,236,988.67	
1065169	153000810 AIRS D€	8/21/2015	300	18,694.99	
1065165	153000806 AIRS TA	8/21/2015	300	8,553.60	
1065170	153000811 AIRS D€	8/21/2015	300	6,908.67	
1065171	153000812 AIRS D€	8/21/2015	300	6,312.85	
1065166	153000807 AIRS TA	8/21/2015	300	3,931.86	
1064833	153000801	8/21/2015	300	3,561.59	
1065172	153000813 AIRS D€	8/21/2015	300	100.00	
1065136	153000803	8/21/2015	300		30,000,000.00
1065144	153000804	8/21/2015	300		5,043.13
1065323	153000808 AIRS TA	8/24/2015	300	4,489,185.25	
1065337	153000810 AIRS D€	8/24/2015	300	2,034,576.43	
1065313	153000803	8/24/2015	300	1,935,357.41	
1065824	Correct Journal Entr	8/24/2015	300	1,935,357.41	
1065338	153000811 AIRS D€	8/24/2015	300	33,495.69	
1065319	153000806 AIRS TA	8/24/2015	300	8,877.00	
1065321	153000807 AIRS TA	8/24/2015	300	3,636.43	
1065342	153000813 AIRS D€	8/24/2015	300	3,501.36	
1065339	153000812 AIRS D€	8/24/2015	300	2,863.97	
1065311	153000801	8/24/2015	300	1,800.26	
1065326	153000809 AIRS TA	8/24/2015	300	1,254.00	
1065312	153000802	8/24/2015	300	584.00	
1065345	153000814 AIRS D€	8/24/2015	300	100.00	
1065316	153000805	8/24/2015	300		143.75
1065315	153000804	8/24/2015	300		9,000,000.00
1065819	Back Out Journal Er	8/24/2015	300		1,935,357.41
1065851	153000802	8/25/2015	300	17,012,388.67	
1066085	153000808 AIRS TA	8/25/2015	300	4,811,992.15	
1066139	153000809 AIRS D€	8/25/2015	300	2,149,938.27	
1066080	153000806 AIRS TA	8/25/2015	300	9,263.10	
1066142	153000812 AIRS D€	8/25/2015	300	6,823.70	
1066141	153000811 AIRS D€	8/25/2015	300	6,237.49	
1065840	153000801	8/25/2015	300	3,262.49	

Run Date: 6/30/2016
 Run Time: 2:55:37PM

Demand Account Activity

Start Date: 7/1/2015 End Date: 6/30/2016

Page: 392
 User: 0

Jnl. Entry	Ref #	Trx. Date	Ledger	Debit Amount	Credit Amount
1066083	153000807 AIRS TA	8/25/2015	300	2,876.93	
1066140	153000810 AIRS D€	8/25/2015	300	2,378.00	
1066143	153000813 AIRS D€	8/25/2015	300	100.00	
1065852	153000803	8/25/2015	300		24,000,000.00
1066576	153000808 AIRS TA	8/26/2015	300	7,881,838.92	
1066577	153000809 AIRS D€	8/26/2015	300	2,656,740.53	
1066565	153000802	8/26/2015	300	2,242,057.32	
1066575	153000807 AIRS TA	8/26/2015	300	41,894.11	
1066580	153000812 AIRS D€	8/26/2015	300	33,732.30	
1066626	1604675	8/26/2015	300	12,853.57	
1066574	153000806 AIRS TA	8/26/2015	300	7,768.20	
1066285	153000801	8/26/2015	300	2,852.50	
1066579	153000811 AIRS D€	8/26/2015	300	1,034.62	
1066578	153000810 AIRS D€	8/26/2015	300	525.00	
1066581	153000813 AIRS D€	8/26/2015	300	100.00	
1066566	153000803	8/26/2015	300		13,000,000.00
1066704	153000808 AIRS TA	8/27/2015	300	7,603,593.47	
1066705	153000809 AIRS D€	8/27/2015	300	2,963,260.78	
1066693	153000802	8/27/2015	300	2,557,968.87	
1066706	153000810 AIRS D€	8/27/2015	300	949,190.64	
1066708	153000812 AIRS D€	8/27/2015	300	22,169.42	
1066698	153000806 AIRS TA	8/27/2015	300	11,246.40	
1066699	153000807 AIRS TA	8/27/2015	300	9,856.93	
1066707	153000811 AIRS D€	8/27/2015	300	2,345.06	
1066692	153000801	8/27/2015	300	2,295.58	
1066695	153000803	8/27/2015	300		14,000,000.00
1067350	153000808 AIRS TA	8/28/2015	300	3,152,195.05	
1067118	153000802	8/28/2015	300	2,083,595.54	
1067352	153000810 AIRS D€	8/28/2015	300	2,032,844.72	
1067400	1604891	8/28/2015	300	177,177.20	
1067355	153000813 AIRS D€	8/28/2015	300	13,315.60	
1067114	153000801	8/28/2015	300	8,334.30	
1067349	153000807 AIRS TA	8/28/2015	300	5,439.37	
1067122	153000806 AIRS TA	8/28/2015	300	5,230.50	
1067354	153000812 AIRS D€	8/28/2015	300	4,202.01	
1067353	153000811 AIRS D€	8/28/2015	300	625.00	
1067351	153000809 AIRS TA	8/28/2015	300	565.00	
1067360	153000804	8/28/2015	300	50.00	
1067119	153000803	8/28/2015	300		7,000,000.00
1067524	153000803	8/31/2015	300	5,007,067.09	
1067531	153000808 AIRS TA	8/31/2015	300	3,230,510.63	
1067532	153000809 AIRS D€	8/31/2015	300	2,058,752.43	
1067529	153000806 AIRS TA	8/31/2015	300	35,524.50	
1067530	153000807 AIRS TA	8/31/2015	300	14,527.30	
1067534	153000811 AIRS D€	8/31/2015	300	6,050.81	
1067523	153000802	8/31/2015	300	1,522.00	
1067522	153000801	8/31/2015	300	1,237.40	
1067535	153000812 AIRS D€	8/31/2015	300	450.00	
1067533	153000810 AIRS D€	8/31/2015	300	400.00	
1067525	152700801	8/31/2015	300		11,000,000.00
1067542	153000804	8/31/2015	300		15,928.80
1067953	153000802	9/1/2015	300	2,096,504.49	
1067952	153000801	9/1/2015	300	3,797.01	
1068200	153000904	9/1/2015	300		4,920.99
1067954	153000803	9/1/2015	300		2,000,000.00
1068609	153000909 AIRS D€	9/2/2015	300	5,223,033.85	

Run Date: 6/30/2016
 Run Time: 2:55:37PM

Demand Account Activity

Start Date: 7/1/2015 End Date: 6/30/2016

Page: 393
 User: 0

Jnl. Entry	Ref #	Trx. Date	Ledger	Debit Amount	Credit Amount
1068601	153000902	9/2/2015	300	1,804,672.23	
1068608	153000906 AIRS TA	9/2/2015	300	24,736.80	
1068610	153000910 AIRS D€	9/2/2015	300	20,570.33	
1068611	153000911 AIRS D€	9/2/2015	300	6,100.97	
1068580	153000901	9/2/2015	300	4,467.50	
1068602	153000903	9/2/2015	300		7,000,000.00
1068603	153000904	9/2/2015	300		17.86
1068604	153000905	9/2/2015	300		253,273.47
1069852	153000908 AIRS TA	9/3/2015	300	3,703,029.29	
1069853	153000909 AIRS D€	9/3/2015	300	3,047,928.50	
1068765	153000902	9/3/2015	300	2,330,986.05	
1069854	153000910 AIRS D€	9/3/2015	300	1,572,561.23	
1068780	153000906 AIRS TA	9/3/2015	300	13,368.30	
1069850	153000907 AIRS TA	9/3/2015	300	10,497.40	
1068749	153000901	9/3/2015	300	9,899.58	
1069857	153000913 AIRS D€	9/3/2015	300	1,744.52	
1069856	153000912	9/3/2015	300	866.25	
1069855	153000911 AIRS D€	9/3/2015	300	244.75	
1068768	153000903	9/3/2015	300		3,138.60
1068769	153000904	9/3/2015	300		10,000,000.00
1070187	153000903	9/4/2015	300	4,310,966.58	
1070230	153000908 AIRS TA	9/4/2015	300	3,027,534.26	
1070233	153000910 AIRS D€	9/4/2015	300	2,354,854.56	
1070236	153000913 AIRS D€	9/4/2015	300	177,357.87	
1070229	153000907 AIRS TA	9/4/2015	300	31,192.31	
1070228	153000906 AIRS TA	9/4/2015	300	17,117.10	
1070235	153000911 AIRS D€	9/4/2015	300	14,864.08	
1070234	153000912 AIRS D€	9/4/2015	300	4,928.82	
1070182	153000901	9/4/2015	300	3,758.00	
1070231	153000909 AIRS TA	9/4/2015	300	20.00	
1070185	153000902	9/4/2015	300	10.00	
1070205	153000904	9/4/2015	300		17,851.82
1070213	152700904	9/4/2015	300		10,000,000.00
1070619	153000908 AIRS TA	9/8/2015	300	3,300,824.59	
1070381	153000902	9/8/2015	300	2,930,106.76	
1070621	153000910 AIRS D€	9/8/2015	300	1,981,760.62	
1070624	153000913 AIRS D€	9/8/2015	300	16,076.44	
1070618	153000907 AIRS TA	9/8/2015	300	13,866.00	
1070623	153000912 AIRS D€	9/8/2015	300	5,950.35	
1070579	153000906 AIRS TA	9/8/2015	300	5,415.30	
1070622	153000911 AIRS D€	9/8/2015	300	4,454.27	
1070379	153000901	9/8/2015	300	3,464.09	
1070620	153000909 AIRS TA	9/8/2015	300	78.78	
1070382	153000903	9/8/2015	300		9,000,000.00
1070570	153000904	9/8/2015	300		1,234.00
1070765	153000908 AIRS TA	9/9/2015	300	3,548,547.13	
1070767	153000910 AIRS D€	9/9/2015	300	2,302,732.23	
1070747	153000902	9/9/2015	300	2,301,264.79	
1070768	153000911 AIRS D€	9/9/2015	300	23,542.29	
1070759	153000906 AIRS TA	9/9/2015	300	4,455.00	
1070770	153000913 AIRS D€	9/9/2015	300	2,528.64	
1070763	153000907 AIRS TA	9/9/2015	300	2,153.09	
1070769	153000912 AIRS D€	9/9/2015	300	1,958.78	
1070743	153000901	9/9/2015	300	1,577.58	
1070748	153000903	9/9/2015	300		8,000,000.00
1070781	153000904	9/9/2015	300		2,846.45

Run Date: 6/30/2016
 Run Time: 2:55:37PM

Demand Account Activity

Start Date: 7/1/2015 End Date: 6/30/2016

Page: 394
 User: 0

Jnl. Entry	Ref #	Trx. Date	Ledger	Debit Amount	Credit Amount
1071507	153000908 AIRS TA	9/10/2015	300	3,308,320.89	
1071510	153000909 AIRS DE	9/10/2015	300	2,549,921.74	
1071465	153000902	9/10/2015	300	2,018,939.43	
1071505	153000907 AIRS TA	9/10/2015	300	10,875.73	
1071503	153000906 AIRS TA	9/10/2015	300	10,520.40	
1071513	153000911 AIRS DE	9/10/2015	300	6,891.84	
1071462	153000901	9/10/2015	300	3,085.48	
1071512	153000910 AIRS DE	9/10/2015	300	693.00	
1071514	153000912 AIRS DE	9/10/2015	300	203.27	
1071515	153000913 AIRS DE	9/10/2015	300	112.60	
1071499	153000903	9/10/2015	300		8,000,000.00
1071568	153000904	9/10/2015	300		2,028.26
1071965	152700907 AIRS TA	9/11/2015	300	14,275,892.20	
1071958	153000908 AIRS TA	9/11/2015	300	6,587,931.32	
1071927	153000902	9/11/2015	300	3,812,029.23	
1071959	153000909 AIRS DE	9/11/2015	300	2,835,300.04	
1071962	153000912 AIRS DE	9/11/2015	300	23,418.16	
1071947	153000906 AIRS TA	9/11/2015	300	8,919.90	
1071954	153000907 AIRS TA	9/11/2015	300	4,551.93	
1071960	153000910 AIRS DE	9/11/2015	300	1,709.00	
1071926	153000901	9/11/2015	300	1,129.43	
1071961	153000911 AIRS DE	9/11/2015	300	1,087.13	
1071968	152700910 AIRS DE	9/11/2015	300	132.74	
1071963	153000913 AIRS DE	9/11/2015	300	51.46	
1071929	153000903	9/11/2015	300		12,000,000.00
1071931	153000904	9/11/2015	300		2,083.79
1072021	Back Out Journal Er	9/11/2015	300		14,275,892.20
1072043	Back Out Journal Er	9/11/2015	300		132.74
1072094	16300091405CHEC	9/14/2015	300	6,001,714.25	
1072095	16300091406SRO A	9/14/2015	300	2,413,816.95	
1072091	163000902	9/14/2015	300	1,992,501.59	
1072098	163000911409CHEC	9/14/2015	300	46,396.84	
1072097	16300091408CASH	9/14/2015	300	11,541.44	
1072092	16300091403SRO L	9/14/2015	300	9,913.20	
1072090	162703000901	9/14/2015	300	5,601.79	
1072093	16300091404CASH	9/14/2015	300	4,043.23	
1072096	16300091407OTHE	9/14/2015	300	497.22	
1072101	163000910	9/14/2015	300		3,848.50
1072081	162700903	9/14/2015	300		11,000,000.00
1072989	153000908 AIRS TA	9/15/2015	300	5,559,090.94	
1072980	153000902	9/15/2015	300	2,790,772.19	
1072990	153000909 AIRS DE	9/15/2015	300	2,163,373.00	
1072991	153000910 AIRS DE	9/15/2015	300	37,005.35	
1072993	153000912 AIRS DE	9/15/2015	300	34,241.60	
1072988	153000907 AIRS TA	9/15/2015	300	6,674.67	
1072986	153000906 AIRS TA	9/15/2015	300	6,019.20	
1072992	153000911 AIRS DE	9/15/2015	300	4,864.65	
1072977	153000901	9/15/2015	300	1,153.98	
1072982	153000903	9/15/2015	300		11,000,000.00
1072983	153000904	9/15/2015	300		429.99
1073129	153000908 AIRS TA	9/16/2015	300	7,024,331.32	
1073130	153000909 AIRS DE	9/16/2015	300	2,566,942.68	
1073113	153000902	9/16/2015	300	1,473,802.65	
1073133	153000912 AIRS DE	9/16/2015	300	23,287.74	
1073127	153000906 AIRS TA	9/16/2015	300	9,804.30	
1073128	153000907 AIRS TA	9/16/2015	300	4,085.27	

Run Date: 6/30/2016
 Run Time: 2:55:37PM

Demand Account Activity

Start Date: 7/1/2015 End Date: 6/30/2016

Page: 395
 User: 0

Jnl. Entry	Ref #	Trx. Date	Ledger	Debit Amount	Credit Amount
1073095	153000901	9/16/2015	300	3,218.25	
1073131	153000910 AIRS D€	9/16/2015	300	1,000.00	
1073132	153000911 AIRS D€	9/16/2015	300	439.31	
1073134	153000913 AIRS D€	9/16/2015	300	200.00	
1073114	153000903	9/16/2015	300		11,000,000.00
1073359	153000904	9/16/2015	300		3,637.64
1075082	153000908 AIRS TA	9/17/2015	300	12,874,055.54	
1075074	153000902	9/17/2015	300	6,271,406.70	
1075084	153000909 AIRS D€	9/17/2015	300	2,568,451.00	
1075087	153000912 AIRS D€	9/17/2015	300	25,476.53	
1075080	153000906 AIRS TA	9/17/2015	300	12,955.80	
1075081	153000907 AIRS TA	9/17/2015	300	9,256.99	
1075086	153000911 AIRS D€	9/17/2015	300	5,481.93	
1075073	153000901	9/17/2015	300	1,541.45	
1075085	153000910 AIRS D€	9/17/2015	300	425.00	
1075075	153000903	9/17/2015	300		22,000,000.00
1075564	153000909 AIRS TA	9/18/2015	300	15,128,383.73	
1075553	153000903	9/18/2015	300	2,484,908.25	
1075565	153000910 AIRS D€	9/18/2015	300	1,944,624.19	
1075575	153000913 AIRS D€	9/18/2015	300	139,567.69	
1075566	153000911 AIRS D€	9/18/2015	300	9,058.00	
1075563	153000908 AIRS TA	9/18/2015	300	7,596.38	
1075281	153000901	9/18/2015	300	7,510.30	
1075562	153000907 AIRS TA	9/18/2015	300	6,293.10	
1075571	153000912 AIRS D€	9/18/2015	300	3,412.73	
1075578	153000914 AIRS D€	9/18/2015	300	1,030.10	
1075552	153000902	9/18/2015	300	10.00	
1075555	153000905	9/18/2015	300	3.00	
1075554	153000904	9/18/2015	300		20,000,000.00
1075556	153000906	9/18/2015	300		6,270.50
1075719	153000915	9/18/2015	300		2,765.43
1075750	153000909 AIRS TA	9/21/2015	300	20,875,302.89	
1075744	153000902	9/21/2015	300	3,157,389.02	
1075751	153000910 AIRS D€	9/21/2015	300	2,440,108.84	
1075753	153000911 AIRS D€	9/21/2015	300	24,293.55	
1075748	153000907 AIRS TA	9/21/2015	300	15,444.00	
1075754	153000912 AIRS D€	9/21/2015	300	13,532.84	
1075749	153000908 AIRS TA	9/21/2015	300	7,044.12	
1075755	153000913 AIRS D€	9/21/2015	300	4,215.83	
1075741	153000901	9/21/2015	300	3,231.00	
1075756	153000914 AIRS D€	9/21/2015	300	200.00	
1075761	153000904	9/21/2015	300		3,197.32
1075746	153000903	9/21/2015	300		26,000,000.00
1076165	153000909 AIRS TA	9/22/2015	300	18,755,446.39	
1076153	153000902	9/22/2015	300	8,398,497.34	
1076522	Correct Journal Entr	9/22/2015	300	8,398,497.34	
1076166	153000910 AIRS D€	9/22/2015	300	2,045,711.58	
1076170	153000913 AIRS D€	9/22/2015	300	66,781.49	
1076163	153000907 AIRS TA	9/22/2015	300	9,500.70	
1076168	153000910 AIRS D€	9/22/2015	300	5,875.24	
1076164	153000908 AIRS TA	9/22/2015	300	5,608.22	
1076169	153000912 AIR DSM	9/22/2015	300	3,017.70	
1076117	153000901	9/22/2015	300	2,015.38	
1076160	153000903	9/22/2015	300		29,000,000.00
1076177	153000904	9/22/2015	300		270,204.00
1076521	Back Out Journal Er	9/22/2015	300		8,398,497.34

Run Date: 6/30/2016
 Run Time: 2:55:37PM

Demand Account Activity

Start Date: 7/1/2015 End Date: 6/30/2016

Page: 396
 User: 0

Jnl. Entry	Ref #	Trx. Date	Ledger	Debit Amount	Credit Amount
1076598	153000909 AIRS TA	9/23/2015	300	7,181,593.32	
1076599	153000910 AIRS D€	9/23/2015	300	2,556,439.22	
1076591	153000902	9/23/2015	300	1,371,648.13	
1076607	152700909 AIRS D€	9/23/2015	300	15,551.05	
1076597	153000908 AIRS TA	9/23/2015	300	9,956.69	
1076595	153000907 AIRS TA	9/23/2015	300	7,520.70	
1076590	153000901	9/23/2015	300	3,076.24	
1076602	153000912 AIRS D€	9/23/2015	300	2,957.88	
1076603	153000913 AIRS D€	9/23/2015	300	1,268.00	
1076600	153000911 AIRS D€	9/23/2015	300	400.00	
1076608	153000904	9/23/2015	300		530.00
1076592	153000903	9/23/2015	300		11,000,000.00
1077030	Back Out Journal Er	9/23/2015	300		15,551.05
1077050	153000903	9/24/2015	300	13,973,905.50	
1077056	153000909 AIRS TA	9/24/2015	300	9,698,860.22	
1077060	153000910 AIRS D€	9/24/2015	300	2,728,227.35	
1077065	153000913 AIRS D€	9/24/2015	300	47,551.95	
1077055	153000908 AIRS TA	9/24/2015	300	21,917.65	
1077054	153000907 AIRS TA	9/24/2015	300	15,592.50	
1077049	153000901	9/24/2015	300	2,325.66	
1077064	153000912 AIRS D€	9/24/2015	300	1,710.38	
1077063	153000911 AIRS D€	9/24/2015	300	682.00	
1077295	153000902	9/24/2015	300	110.00	
1077400	153000914	9/24/2015	300	65.00	
1077405	153000916	9/24/2015	300	50.00	
1077404	153000915	9/24/2015	300	33.07	
1077070	153000905	9/24/2015	300		2,262.50
1077052	153000904	9/24/2015	300		27,000,000.00
1077772	153000909 AIRS TA	9/25/2015	300	16,748,052.04	
1077494	153000902	9/25/2015	300	2,763,862.52	
1077773	153000910 AIRS D€	9/25/2015	300	2,062,577.67	
1077791	153000913 AIRS D€	9/25/2015	300	346,159.50	
1077771	153000908 AIRS TA	9/25/2015	300	39,998.43	
1077775	153000911 AIRS D€	9/25/2015	300	10,893.98	
1077770	153000907 AIRS TA	9/25/2015	300	4,276.80	
1077493	153000901	9/25/2015	300	3,907.83	
1077788	153000912 AIRS D€	9/25/2015	300	3,792.20	
1077902	Back Out Journal Er	9/25/2015	300	2,684.73	
1077704	153000903	9/25/2015	300		22,000,000.00
1077705	153000904	9/25/2015	300		2,684.73
1077914	Correct Journal Entr	9/25/2015	300		2,684.73
1078181	153000909 AIRS TA	9/28/2015	300	9,316,302.79	
1077924	153000902	9/28/2015	300	2,534,719.93	
1078182	153000910 AIRS D€	9/28/2015	300	2,146,155.29	
1078185	153000913 AIRS D€	9/28/2015	300	43,207.67	
1078213	1607421	9/28/2015	300	26,798.05	
1078180	153000908 AIRS TA	9/28/2015	300	10,574.55	
1078184	153000912 AIRS D€	9/28/2015	300	6,294.67	
1078293	Correct Journal Entr	9/28/2015	300	5,174.40	
1078179	153000907 AIRS TA	9/28/2015	300	5,174.00	
1077923	153000901	9/28/2015	300	4,541.72	
1078183	153000911 AIRS D€	9/28/2015	300	575.00	
1078175	153000904	9/28/2015	300		7,978.99
1077925	153000903	9/28/2015	300		14,000,000.00
1078263	Back Out Journal Er	9/28/2015	300		5,174.00
1078328	153000909 AIRS TA	9/29/2015	300	3,165,390.36	

Run Date: 6/30/2016
 Run Time: 2:55:37PM

Demand Account Activity

Start Date: 7/1/2015 End Date: 6/30/2016

Page: 397
 User: 0

Jnl. Entry	Ref #	Trx. Date	Ledger	Debit Amount	Credit Amount
1078323	153000903	9/29/2015	300	2,762,695.97	
1078329	153000910 AIRS D€	9/29/2015	300	2,311,791.29	
1078332	153000913 AIRS D€	9/29/2015	300	66,620.39	
1078326	153000907 AIRS TA	9/29/2015	300	8,118.10	
1078331	153000912 AIRS D€	9/29/2015	300	6,563.26	
1078327	153000908 AIRS TA	9/29/2015	300	3,191.66	
1078330	153000911 AIRS D€	9/29/2015	300	2,544.00	
1078312	153000901	9/29/2015	300	1,429.55	
1078319	153000902	9/29/2015	300	272.00	
1078324	153000904	9/29/2015	300		8,000,000.00
1078336	153000905	9/29/2015	300		3,237.00
1079156	16300093006CHEC	9/30/2015	300	4,837,251.51	
1079147	163000902	9/30/2015	300	3,981,595.11	
1079157	16300093007SRO A	9/30/2015	300	2,406,507.77	
1079153	16300093004SROA	9/30/2015	300	8,517.30	
1079160	16300093009cash o	9/30/2015	300	7,783.17	
1079155	16300093005CASH	9/30/2015	300	7,316.71	
1079135	163000901	9/30/2015	300	7,070.82	
1079158	16300093008OTHE	9/30/2015	300	6,030.17	
1079162	16300093010check	9/30/2015	300	327.08	
1079127	162700902	9/30/2015	300		12,000,000.00
1079150	163000903	9/30/2015	300		2,346.96
1080467	153001002	10/1/2015	300	7,797,380.57	
1080466	153001001	10/1/2015	300	7,696.94	
1080473	153001005	10/1/2015	300	100.00	
1080468	153001003	10/1/2015	300		7,000,000.00
1080469	153001004	10/1/2015	300		38,003.84
1080707	16300100204SROA	10/2/2015	300	5,034,055.14	
1080703	163001002	10/2/2015	300	953,995.02	
1080708	16300100205OTHE	10/2/2015	300	51,197.08	
1080702	163001001	10/2/2015	300	3,714.28	
1080709	16300100206CASH	10/2/2015	300	1,163.62	
1080694	162701003	10/2/2015	300		6,000,000.00
1080706	163001003	10/2/2015	300		4,451.70
1080989	153001002	10/5/2015	300	5,209,637.49	
1080994	153001009 AIRS TA	10/5/2015	300	4,976,811.06	
1080999	153001012 AIRS D€	10/5/2015	300	2,332,374.31	
1081000	153001013 AIRS D€	10/5/2015	300	887,178.22	
1080993	153001008 AIRS TA	10/5/2015	300	17,746.15	
1080987	153001001	10/5/2015	300	8,485.20	
1080992	153001007 AIRS TA	10/5/2015	300	8,058.60	
1081001	153001013 AIRS D€	10/5/2015	300	4,000.00	
1081004	153001015 AIRS D€	10/5/2015	300	1,957.19	
1081003	153001014 AIRS D€	10/5/2015	300	1,561.51	
1080995	153001011 AIRS TA	10/5/2015	300	433.24	
1080990	153001003	10/5/2015	300		13,000,000.00
1081242	153001004	10/5/2015	300		16,394.73
1081651	153001002	10/6/2015	300	4,294,367.94	
1081664	153001009 AIRS TA	10/6/2015	300	2,755,523.86	
1081666	153001010 AIRS D€	10/6/2015	300	2,309,400.34	
1081671	153001013 AIRS D€	10/6/2015	300	1,554,314.49	
1081662	153001007 AIRS TA	10/6/2015	300	17,084.10	
1081663	153001008 AIRS TA	10/6/2015	300	15,880.96	
1081670	153001012 AIRS D€	10/6/2015	300	3,384.50	
1081627	153001001	10/6/2015	300	1,139.20	
1081668	153001011 AIRS D€	10/6/2015	300	875.00	

Run Date: 6/30/2016
 Run Time: 2:55:37PM

Demand Account Activity

Start Date: 7/1/2015 End Date: 6/30/2016

Page: 398
 User: 0

Jnl. Entry	Ref #	Trx. Date	Ledger	Debit Amount	Credit Amount
1081652	153001004	10/6/2015	300		7,987.55
1081653	153001004	10/6/2015	300		12,000,000.00
1081972	153001002	10/7/2015	300	3,490,677.18	
1082098	153001010 AIRS D€	10/7/2015	300	2,759,649.59	
1082096	153001009 AIRS TA	10/7/2015	300	2,647,778.84	
1082099	153001011 AIRS D€	10/7/2015	300	1,413,716.07	
1082101	153001013 AIRS D€	10/7/2015	300	235,407.90	
1082182	Correct Journal Entr	10/7/2015	300	15,410.50	
1082094	153001007 AIRS TA	10/7/2015	300	7,929.90	
1082100	153001012 AIRS D€	10/7/2015	300	6,258.26	
1082095	153001008 AIRS TA	10/7/2015	300	4,043.45	
1081962	153001001	10/7/2015	300	2,191.75	
1082102	153001014 AIRS D€	10/7/2015	300	567.00	
1082156	153001005	10/7/2015	300	146.30	
1082130	153001006	10/7/2015	300	89.60	
1081973	153001003	10/7/2015	300		10,000,000.00
1082160	Correct Journal Entr	10/7/2015	300		1,458.00
1082181	Back Out Journal Er	10/7/2015	300		7,929.90
1082546	153001009 AIRS TA	10/8/2015	300	4,101,295.05	
1082516	153001002	10/8/2015	300	3,657,038.33	
1082547	153001010 AIRS D€	10/8/2015	300	2,560,884.57	
1082550	153001012 AIRS D€	10/8/2015	300	451,323.86	
1082549	153001012 AIRS D€	10/8/2015	300	10,343.39	
1082545	153001008 AIRS TA	10/8/2015	300	9,533.85	
1082528	153001007 AIRS TA	10/8/2015	300	4,953.30	
1082551	153001014 AIRS D€	10/8/2015	300	2,762.00	
1082248	153001001	10/8/2015	300	2,621.41	
1082548	153001011 AIRS D€	10/8/2015	300	879.00	
1082517	153001003	10/8/2015	300		11,000,000.00
1082519	153001004	10/8/2015	300		9,394.10
1082985	153001009 AIRS TA	10/9/2015	300	2,966,764.88	
1082936	153001002	10/9/2015	300	2,385,641.38	
1083073	Correct Journal Entr	10/9/2015	300	2,385,641.38	
1082986	153001010 AIRS D€	10/9/2015	300	2,152,479.45	
1082990	153001013 AIRS D€	10/9/2015	300	407,294.78	
1082987	153001011 AIRS D€	10/9/2015	300	14,649.97	
1082946	153001008 AIRS TA	10/9/2015	300	5,179.07	
1082945	153001007 AIRS TA	10/9/2015	300	4,425.30	
1082926	153001001	10/9/2015	300	2,929.15	
1082993	153001014 AIRS D€	10/9/2015	300	855.00	
1082988	153001012 AIRS D€	10/9/2015	300	110.00	
1082937	153001003	10/9/2015	300		8,000,000.00
1083003	153001004	10/9/2015	300		3,385.42
1083064	Back Out Journal Er	10/9/2015	300		2,385,641.38
1083427	153001003	10/12/2015	300	5,048,092.11	
1083146	153001001	10/12/2015	300	4,509.70	
1083151	153001002	10/12/2015	300		7,000,000.00
1083726	153001009 AIRS TA	10/13/2015	300	5,096,101.66	
1083728	153001011 AIRS D€	10/13/2015	300	3,912,271.30	
1083701	153001002	10/13/2015	300	3,764,909.95	
1083731	153001014 AIRS D€	10/13/2015	300	303,030.39	
1083722	153001007 AIRS TA	10/13/2015	300	21,591.90	
1083725	153001008 AIRS TA	10/13/2015	300	14,381.25	
1083730	153001013 AIRS D€	10/13/2015	300	8,331.15	
1083697	153001001	10/13/2015	300	4,252.88	
1083732	153001015 AIRS D€	10/13/2015	300	3,406.50	

Run Date: 6/30/2016
 Run Time: 2:55:37PM

Demand Account Activity

Start Date: 7/1/2015 End Date: 6/30/2016

Page: 399
 User: 0

Jnl. Entry	Ref #	Trx. Date	Ledger	Debit Amount	Credit Amount
1083729	153001012 AIRS D€	10/13/2015	300	1,550.00	
1083727	153001010 AIRS TA	10/13/2015	300	587.00	
1083704	153001004	10/13/2015	300	50.00	
1083702	153001003	10/13/2015	300		229.00
1083705	153001005	10/13/2015	300		11,000,000.00
1084069	153001003	10/14/2015	300	3,060,451.16	
1084082	153001009 AIRS TA	10/14/2015	300	2,648,550.98	
1084083	153001010 AIRS D€	10/14/2015	300	1,435,169.75	
1084091	153001013 AIRS D€	10/14/2015	300	871,418.81	
1084087	153001011 AIRS D€	10/14/2015	300	24,567.82	
1084089	153001012 AIRS D€	10/14/2015	300	16,213.60	
1084080	153001008 AIRS TA	10/14/2015	300	9,333.88	
1084067	153001001	10/14/2015	300	2,909.37	
1084078	153001007 AIRS TA	10/14/2015	300	2,174.70	
1084068	153001002	10/14/2015	300	690.00	
1084094	153001014 AIRS D€	10/14/2015	300	200.00	
1084071	153001005	10/14/2015	300	1.80	
1084070	153001004	10/14/2015	300		8,000,000.00
1084072	153001006	10/14/2015	300		11,563.42
1085443	153001009 AIRS TA	10/15/2015	300	5,461,635.79	
1085431	153001002	10/15/2015	300	3,086,152.63	
1085447	153001011 AIRS D€	10/15/2015	300	2,487,844.35	
1085450	153001014 AIRS D€	10/15/2015	300	455,840.77	
1085439	153001007 AIRS TA	10/15/2015	300	12,213.30	
1085449	153001013 AIRS D€	10/15/2015	300	7,332.55	
1085445	153001010 AIRS TA	10/15/2015	300	3,853.00	
1085429	153001001	10/15/2015	300	2,673.30	
1085441	153001008 AIRS TA	10/15/2015	300	2,441.87	
1085448	153001012 AIRS D€	10/15/2015	300	792.00	
1085432	153001003	10/15/2015	300		12,000,000.00
1085433	153001004	10/15/2015	300		4,752.00
1085947	153001009 AIRS TA	10/16/2015	300	3,393,031.41	
1085928	153001002	10/16/2015	300	3,097,515.34	
1085948	153001010 AIRS D€	10/16/2015	300	2,157,245.92	
1085951	153001013 AIRS D€	10/16/2015	300	241,342.82	
1085950	153001012 AIRS D€	10/16/2015	300	18,712.25	
1085915	153001001	10/16/2015	300	8,800.89	
1085945	153001007 AIRS TA	10/16/2015	300	6,580.20	
1085946	153001008 AIRS TA	10/16/2015	300	4,864.99	
1085949	153001011 AIRS D€	10/16/2015	300	325.00	
1085938	153001003	10/16/2015	300		9,000,000.00
1085939	153001004	10/16/2015	300		3,114.07
1086070	153001002	10/19/2015	300	16,511,291.97	
1086076	153001009 AIRS TA	10/19/2015	300	4,511,976.95	
1086077	153001010 AIRS D€	10/19/2015	300	2,135,697.31	
1086081	153001013 AIRS D€	10/19/2015	300	703,773.84	
1086078	153001011 AIRS D€	10/19/2015	300	23,606.89	
1086075	153001008 AIRS TA	10/19/2015	300	6,890.10	
1086074	153001007 AIRS TA	10/19/2015	300	6,411.90	
1086069	153001001	10/19/2015	300	3,689.95	
1086079	153001012 AIRS D€	10/19/2015	300	2,249.61	
1086071	153001003	10/19/2015	300		24,000,000.00
1086102	153001004	10/19/2015	300		1,236.62
1086753	153001009 AIRS TA	10/20/2015	300	7,575,647.95	
1086746	153001002	10/20/2015	300	2,222,709.00	
1086754	153001010 AIRS D€	10/20/2015	300	1,850,963.98	

Run Date: 6/30/2016
 Run Time: 2:55:37PM

Demand Account Activity

Start Date: 7/1/2015 End Date: 6/30/2016

Page: 400
 User: 0

Jnl. Entry	Ref #	Trx. Date	Ledger	Debit Amount	Credit Amount
1086757	153001013 AIRS D€	10/20/2015	300	18,785.53	
1086752	153001008 AIRS TA	10/20/2015	300	11,317.47	
1086749	153001007 AIRS TA	10/20/2015	300	10,028.70	
1086755	153001011 AIRS D€	10/20/2015	300	4,015.57	
1086756	153001012 AIRS D€	10/20/2015	300	3,913.13	
1086745	153001001	10/20/2015	300	2,629.14	
1086747	153001003	10/20/2015	300		11,000,000.00
1086760	153001004	10/20/2015	300		2,508.00
1087225	153001009 AIRS TA	10/21/2015	300	10,457,355.73	
1087227	153001010 AIRS D€	10/21/2015	300	2,082,411.48	
1086889	153001002	10/21/2015	300	1,932,399.86	
1087210	153001007 AIRS TA	10/21/2015	300	7,494.30	
1087222	153001008 AIRS TA	10/21/2015	300	6,883.46	
1087231	153001013 AIRS D€	10/21/2015	300	5,623.21	
1087229	153001011 AIRS D€	10/21/2015	300	4,145.66	
1086875	153001001	10/21/2015	300	2,114.99	
1087230	153001012 AIRS D€	10/21/2015	300	744.32	
1086890	153001003	10/21/2015	300		15,000,000.00
1086894	153001004	10/21/2015	300		4,779.11
1087387	153001009 AIRS TA	10/22/2015	300	16,322,635.02	
1087389	153001011 AIRS D€	10/22/2015	300	2,184,849.06	
1087380	153001002	10/22/2015	300	1,661,251.29	
1087392	153001014 AIRS D€	10/22/2015	300	65,656.62	
1087385	153001007 AIRS TA	10/22/2015	300	20,503.20	
1087390	153001012 AIRS D€	10/22/2015	300	11,911.46	
1087386	153001008 AIRS TA	10/22/2015	300	11,064.85	
1087391	153001013 AIRS D€	10/22/2015	300	5,383.30	
1087379	153001001	10/22/2015	300	5,054.25	
1087388	153001010 AIRS TA	10/22/2015	300	5,000.00	
1087393	153001015 AIRS D€	10/22/2015	300	44.10	
1087381	153001003	10/22/2015	300		20,000,000.00
1087382	153001004	10/22/2015	300		2,691.27
1088071	152701007 AIRS TA	10/23/2015	300	16,420,011.49	
1087843	153001009 AIRS TA	10/23/2015	300	13,318,024.56	
1087844	153001010 AIRS D€	10/23/2015	300	1,872,252.30	
1087838	153001002	10/23/2015	300	1,286,610.87	
1087842	153001008 AIRS TA	10/23/2015	300	16,263.28	
1088066	153001013 AIRS D€	10/23/2015	300	15,615.44	
1088174	152701008 AIRS TA	10/23/2015	300	14,396.92	
1087841	153001007 AIRS TA	10/23/2015	300	9,289.50	
1087845	153001011 AIRS D€	10/23/2015	300	8,904.00	
1087847	153001012 AIRS D€	10/23/2015	300	6,050.63	
1088176	152701010 AIRS D€	10/23/2015	300	2,344.53	
1087837	153001001	10/23/2015	300	1,429.25	
1088175	152701009 AIRS D€	10/23/2015	300	578.57	
1088069	153001014 AIRS D€	10/23/2015	300	12.00	
1087839	153001003	10/23/2015	300		17,000,000.00
1088177	153001004	10/23/2015	300		4,362.03
1088280	Back Out Journal Er	10/23/2015	300		16,420,011.49
1088283	Back Out Journal Er	10/23/2015	300		578.57
1088285	Back Out Journal Er	10/23/2015	300		2,344.53
1088288	Back Out Journal Er	10/23/2015	300		14,396.92
1088673	163001002	10/26/2015	300	14,005,514.70	
1088680	16300102610CHEC	10/26/2015	300	9,781,804.87	
1088676	16300102606CHEC	10/26/2015	300	9,764,765.29	
1088677	16300102607SROA	10/26/2015	300	1,580,792.29	

Run Date: 6/30/2016
 Run Time: 2:55:37PM

Demand Account Activity

Page: 401
 User: 0

Start Date: 7/1/2015 End Date: 6/30/2016

Jnl. Entry	Ref #	Trx. Date	Ledger	Debit Amount	Credit Amount
1088675	16300102605CASH	10/26/2015	300	32,585.80	
1088783	Correct Journal Entr	10/26/2015	300	17,039.58	
1088679	16300102609CASH	10/26/2015	300	9,422.89	
1088674	16300102604SRO A	10/26/2015	300	6,930.00	
1088672	163001001	10/26/2015	300	1,537.74	
1088678	16300102608OTHE	10/26/2015	300	400.00	
1088361	162701003	10/26/2015	300		25,000,000.00
1088710	RETURNED ITEMS	10/26/2015	300		32,061.09
1088782	Back Out Journal Er	10/26/2015	300		9,781,804.87
1089315	153001002	10/27/2015	300	6,733,619.59	
1089328	153001009 AIRS TA	10/27/2015	300	5,935,918.02	
1089329	153001010 AIRS DE	10/27/2015	300	1,975,257.89	
1089327	153001008 AIRS TA	10/27/2015	300	10,499.37	
1089326	153001007 AIRS TA	10/27/2015	300	7,751.70	
1089332	153001013 AIRS DE	10/27/2015	300	6,049.84	
1088791	153001001	10/27/2015	300	2,110.18	
1089331	153001012 AIRS DE	10/27/2015	300	676.64	
1089330	153001011 AIRS DE	10/27/2015	300	625.00	
1089333	153001014 AIRS DE	10/27/2015	300	116.00	
1089319	153001005	10/27/2015	300	50.00	
1089317	153001003	10/27/2015	300		15,000,000.00
1089318	153001004	10/27/2015	300		91,592.58
1089490	153001003	10/28/2015	300	4,680,100.74	
1089788	153001009 AIRS TA	10/28/2015	300	3,367,784.52	
1089809	153001010 AIRS DE	10/28/2015	300	2,065,864.25	
1089817	153001013 AIRS DE	10/28/2015	300	39,159.11	
1089816	153001012 AIRS DE	10/28/2015	300	12,638.59	
1089494	153001007 AIRS TA	10/28/2015	300	10,880.10	
1089487	153001001	10/28/2015	300	6,301.38	
1089718	153001008 AIRS TA	10/28/2015	300	3,050.98	
1089813	153001011 AIRS DE	10/28/2015	300	1,570.54	
1089489	153001002	10/28/2015	300	312.00	
1089826	153001006	10/28/2015	300	51.60	
1089491	153001004	10/28/2015	300		10,000,000.00
1089823	153001005	10/28/2015	300		8,244.32
1091075	153001009 AIRS TA	10/29/2015	300	3,565,468.77	
1091052	153001003	10/29/2015	300	3,111,730.93	
1091077	153001010 AIRS DE	10/29/2015	300	2,336,963.98	
1091102	1610264	10/29/2015	300	22,505.30	
1091083	153001013 AIRS DE	10/29/2015	300	17,459.01	
1091070	153001008 AIRS TA	10/29/2015	300	9,032.93	
1091064	153001007 AIRS TA	10/29/2015	300	8,626.20	
1091082	153001012 AIRS DE	10/29/2015	300	4,135.17	
1091047	153001001	10/29/2015	300	1,262.68	
1091079	153001011 AIRS DE	10/29/2015	300	600.00	
1091050	153001002	10/29/2015	300	40.00	
1091054	153001004	10/29/2015	300		9,000,000.00
1091056	153001005	10/29/2015	300		6,354.73
1091529	163001002	10/30/2015	300	5,108,972.06	
1091537	16300103006CHEC	10/30/2015	300	3,331,915.98	
1091539	16300103007SRO A	10/30/2015	300	1,752,405.69	
1091541	16300103008OTHE	10/30/2015	300	886,555.00	
1091535	16300103005CASH	10/30/2015	300	21,953.86	
1091544	16300103010CHEC	10/30/2015	300	10,399.74	
1091543	16300103009CASH	10/30/2015	300	9,369.57	
1091532	06300103004SRO A	10/30/2015	300	6,461.40	

Run Date: 6/30/2016
 Run Time: 2:55:37PM

Demand Account Activity

Page: 402
 User: 0

Start Date: 7/1/2015 End Date: 6/30/2016

Jnl. Entry	Ref #	Trx. Date	Ledger	Debit Amount	Credit Amount
1091202	163001001	10/30/2015	300	3,621.46	
1091531	163001003	10/30/2015	300		29,689.00
1091551	162701003	10/30/2015	300		11,000,000.00
1091726	153001002	11/2/2015	300	13,164,813.00	
1091725	153001001	11/2/2015	300	10,528.73	
1091727	153001003	11/2/2015	300		13,000,000.00
1092399	153001109 AIRS D€	11/3/2015	300	3,755,669.34	
1092388	153001102	11/3/2015	300	1,721,917.54	
1092398	153001107 AIRS TA	11/3/2015	300	13,635.60	
1092401	153001111 AIRS D€	11/3/2015	300	5,207.57	
1092400	153001110 AIRS D€	11/3/2015	300	1,668.00	
1092387	153001101	11/3/2015	300	734.95	
1092390	153001104	11/3/2015	300	100.00	
1092391	153001105	11/3/2015	300	96.60	
1092389	153001103	11/3/2015	300	50.00	
1092393	153001106	11/3/2015	300		6,000,000.00
1092394	153001112	11/3/2015	300		22,662.87
1092516	153001110 AIRS D€	11/4/2015	300	2,555,077.60	
1092510	153001102	11/4/2015	300	2,207,873.35	
1092515	153001109 AIRS TA	11/4/2015	300	2,108,122.84	
1092517	153001111 AIRS D€	11/4/2015	300	1,842,572.36	
1092514	153001108 AIRS TA	11/4/2015	300	15,065.01	
1092513	153001107 AIRS TA	11/4/2015	300	14,067.90	
1092505	153001101	11/4/2015	300	3,378.72	
1092518	153001113 AIRS D€	11/4/2015	300	214.92	
1092511	153001103	11/4/2015	300		8,000,000.00
1092523	153001104	11/4/2015	300		9,518.28
1092954	153001102	11/5/2015	300	10,477,517.22	
1092960	153001109 AIRS TA	11/5/2015	300	3,953,999.33	
1092961	153001110 AIRS D€	11/5/2015	300	2,731,166.56	
1092965	153001113 AIRS D€	11/5/2015	300	131,003.85	
1093351	Back Out Journal Er	11/5/2015	300	18,597.76	
1092958	153001107 AIRS TA	11/5/2015	300	9,843.90	
1092959	153001108 AIRS TA	11/5/2015	300	8,601.26	
1092963	153001112	11/5/2015	300	5,716.24	
1092953	153001101	11/5/2015	300	2,278.96	
1092962	153001111 AIRS D€	11/5/2015	300	400.00	
1092966	153001114 AIRS D€	11/5/2015	300	106.00	
1092955	153001103	11/5/2015	300		9,000,000.00
1092970	153001104	11/5/2015	300		18,597.76
1093368	Correct Journal Entr	11/5/2015	300		18,597.76
1093640	153001103	11/6/2015	300	6,246,375.65	
1093653	153001109 AIRS TA	11/6/2015	300	2,282,378.82	
1093656	153001111 AIRS D€	11/6/2015	300	1,971,828.58	
1093642	153001105	11/6/2015	300	125,488.79	
1093661	153001114 AIRS D€	11/6/2015	300	92,192.42	
1093657	153001112 AIRS D€	11/6/2015	300	43,069.97	
1093652	153001108 AIRS TA	11/6/2015	300	8,109.39	
1093645	153001107 AIRS TA	11/6/2015	300	7,164.30	
1093654	153001110 AIRS TA	11/6/2015	300	5,000.00	
1093659	153001113 AIRS D€	11/6/2015	300	4,455.89	
1093638	153001101	11/6/2015	300	3,962.95	
1093639	153001102	11/6/2015	300	20.00	
1093641	153001104	11/6/2015	300		19,000,000.00
1093644	153001106	11/6/2015	300		4,708.50
1094002	153001102	11/9/2015	300	2,079,795.48	

Run Date: 6/30/2016
 Run Time: 2:55:37PM

Demand Account Activity

Start Date: 7/1/2015 End Date: 6/30/2016

Page: 403
 User: 0

Jnl. Entry	Ref #	Trx. Date	Ledger	Debit Amount	Credit Amount
1094015	153001109 AIRS TA	11/9/2015	300	1,876,290.94	
1094016	153001110 AIRS DE	11/9/2015	300	1,752,851.36	
1094017	153001111 AIRS DE	11/9/2015	300	35,546.19	
1094018	153001112 AIRS DE	11/9/2015	300	13,290.00	
1094009	153001107 AIRS TA	11/9/2015	300	11,114.40	
1093770	153001101	11/9/2015	300	6,268.04	
1094014	153001108 AIRS TA	11/9/2015	300	4,921.53	
1094019	153001113 AIRS DE	11/9/2015	300	4,862.95	
1094020	153001114 AIRS DE	11/9/2015	300	418.00	
1094005	153001103	11/9/2015	300		6,000,000.00
1094006	153001104	11/9/2015	300		2,896.56
1094152	153001103	11/10/2015	300	3,827,115.00	
1094261	153001109 AIRS TA	11/10/2015	300	2,295,312.54	
1094262	153001110 AIRS DE	11/10/2015	300	1,890,213.47	
1094266	153001113 AIRS DE	11/10/2015	300	40,808.90	
1094260	153001108 AIRS TA	11/10/2015	300	13,269.97	
1094258	153001107 AIRS TA	11/10/2015	300	10,259.40	
1094264	153001112 AIRS DE	11/10/2015	300	6,854.56	
1094147	153001101	11/10/2015	300	1,615.95	
1094263	153001111 AIRS DE	11/10/2015	300	1,568.00	
1094151	153001102	11/10/2015	300	22.00	
1094153	153001104	11/10/2015	300		8,000,000.00
1094161	153001105	11/10/2015	300		352.00
1095437	153001102	11/12/2015	300	4,667,382.35	
1095447	153001109 AIRS TA	11/12/2015	300	2,275,534.28	
1095448	153001110 AIRS DE	11/12/2015	300	2,242,983.41	
1095449	153001111 AIRS DE	11/12/2015	300	17,635.23	
1095446	153001108 AIRS TA	11/12/2015	300	8,858.53	
1095445	153001107 AIRS TA	11/12/2015	300	8,609.70	
1095450	153001112 AIRS DE	11/12/2015	300	4,931.81	
1095451	153001113 AIRS DE	11/12/2015	300	1,350.29	
1095436	153001101	11/12/2015	300	1,009.50	
1095452	153001114 AIRS DE	11/12/2015	300	33.60	
1095559	153001105	11/12/2015	300	32.50	
1095438	153001103	11/12/2015	300		9,000,000.00
1095439	153001104	11/12/2015	300		2,012.12
1095606	153001103	11/13/2015	300	8,796,043.85	
1095614	153001109 AIRS TA	11/13/2015	300	4,193,776.62	
1095615	153001110 AIRS DE	11/13/2015	300	2,517,386.99	
1095613	153001108 AIRS TA	11/13/2015	300	21,437.29	
1095619	153001113 AIRS DE	11/13/2015	300	9,461.31	
1095612	153001107 AIRS TA	11/13/2015	300	8,375.40	
1095617	153001112 AIRS DE	11/13/2015	300	7,184.06	
1095604	153001101	11/13/2015	300	3,825.79	
1095605	153001102	11/13/2015	300	310.00	
1095616	153001111 AIRS DE	11/13/2015	300	275.00	
1095607	153001104	11/13/2015	300		16,000,000.00
1095624	153001105	11/13/2015	300		6,974.37
1096633	153001102	11/16/2015	300	4,655,378.78	
1096642	153001109 AIRS TA	11/16/2015	300	2,272,437.22	
1096643	153001110 AIRS DE	11/16/2015	300	1,865,412.35	
1096646	153001113 AIRS DE	11/16/2015	300	22,813.39	
1096645	153001112 AIRS DE	11/16/2015	300	13,258.56	
1096640	153001107 AIRS TA	11/16/2015	300	7,926.60	
1096641	153001108 AIRS TA	11/16/2015	300	6,243.20	
1096644	153001111 AIRS DE	11/16/2015	300	4,797.05	

Run Date: 6/30/2016
 Run Time: 2:55:37PM

Demand Account Activity

Page: 404
 User: 0

Start Date: 7/1/2015 End Date: 6/30/2016

Jnl. Entry	Ref #	Trx. Date	Ledger	Debit Amount	Credit Amount
1096632	153001101	11/16/2015	300	2,763.50	
1096634	153001103	11/16/2015	300		9,000,000.00
1096635	153001104	11/16/2015	300		7,148.29
1097109	153001102	11/17/2015	300	3,826,492.18	
1097125	153001109 AIRS TA	11/17/2015	300	3,334,075.73	
1097126	153001110 AIRS DE	11/17/2015	300	2,688,284.42	
1097124	153001108 AIRS TA	11/17/2015	300	7,542.27	
1097123	153001107 AIRS TA	11/17/2015	300	7,104.90	
1097128	153001112 AIRS DE	11/17/2015	300	4,657.55	
1097129	153001113 AIRS DE	11/17/2015	300	4,219.63	
1097108	153001101	11/17/2015	300	3,624.12	
1097127	153001111 AIRS DE	11/17/2015	300	261.34	
1097110	153001103	11/17/2015	300		8,000,000.00
1097113	153001104	11/17/2015	300		10,662.53
1097278	153001102	11/18/2015	300	21,685,447.67	
1097288	153001109 AIRS TA	11/18/2015	300	3,145,943.25	
1097289	153001110 AIRS DE	11/18/2015	300	2,191,427.46	
1097287	153001108 AIRS TA	11/18/2015	300	12,364.95	
1097291	153001112 AIRS DE	11/18/2015	300	8,286.31	
1097286	153001107 AIRS TA	11/18/2015	300	7,989.30	
1097276	153001101	11/18/2015	300	3,563.63	
1097290	153001111 AIRS DE	11/18/2015	300	925.00	
1097292	153001113 AIRS DE	11/18/2015	300	777.88	
1097293	153001114 AIRS DE	11/18/2015	300	87.00	
1097280	153001103	11/18/2015	300		29,000,000.00
1097297	153001104	11/18/2015	300		3,869.91
1097917	153001102	11/19/2015	300	9,997,363.82	
1098199	153001109 AIRS TA	11/19/2015	300	8,271,091.13	
1098200	153001110 AIRS DE	11/19/2015	300	2,436,478.57	
1098203	153001113 AIRS DE	11/19/2015	300	135,466.40	
1098312	1612097	11/19/2015	300	23,015.49	
1098197	153001107 AIR TAX	11/19/2015	300	7,557.00	
1098198	153001108 AIRS TA	11/19/2015	300	6,639.82	
1098202	153001112 AIRS DE	11/19/2015	300	2,787.23	
1097916	153001101	11/19/2015	300	2,450.45	
1098201	153001111 AIRS DE	11/19/2015	300	375.00	
1098208	153001104	11/19/2015	300		6,303.00
1097918	153001102	11/19/2015	300		21,000,000.00
1098658	163001103	11/20/2015	300	8,859,017.32	
1098666	16300112006CHEC	11/20/2015	300	4,808,132.03	
1098668	16300112008SRO L	11/20/2015	300	1,441,145.66	
1098672	16300112011CHEC	11/20/2015	300	21,597.44	
1098669	16300112009OTHE	11/20/2015	300	15,794.54	
1098665	16300112005CASH	11/20/2015	300	14,580.35	
1098664	16300112004SRO A	11/20/2015	300	6,068.70	
1098656	163001101	11/20/2015	300	3,112.62	
1098671	16300112010CASH	11/20/2015	300	2,524.19	
1098657	163001102	11/20/2015	300	900.00	
1098655	162701109	11/20/2015	300		15,000,000.00
1098659	163001112	11/20/2015	300		1,027.85
1099134	153001109 AIRS TA	11/23/2015	300	4,620,060.78	
1099103	153001103	11/23/2015	300	4,044,930.58	
1099135	153001110 AIRS DE	11/23/2015	300	1,772,974.76	
1099136	153001111 AIRS DE	11/23/2015	300	205,804.00	
1098780	153001101	11/23/2015	300	7,372.28	
1099129	153001107 AIRS TA	11/23/2015	300	5,649.60	

Run Date: 6/30/2016
 Run Time: 2:55:37PM

Demand Account Activity

Start Date: 7/1/2015 End Date: 6/30/2016

Page: 405
 User: 0

Jnl. Entry	Ref #	Trx. Date	Ledger	Debit Amount	Credit Amount
1099133	153001108 AIRS TA	11/23/2015	300	4,670.89	
1099138	153001113 AIRS DE	11/23/2015	300	3,002.49	
1099137	153001112 AIRS DE	11/23/2015	300	2,640.68	
1099102	153001102	11/23/2015	300	578.00	
1099104	153001104	11/23/2015	300		10,000,000.00
1099125	153001105	11/23/2015	300		27,583.96
1099126	153001106	11/23/2015	300		4,647,955.36
1099495	153001103	11/24/2015	300	9,637,373.63	
1099532	153001109 AIRS TA	11/24/2015	300	4,008,946.49	
1099533	153001110 AIRS DE	11/24/2015	300	1,854,986.14	
1099531	153001108 AIRS TA	11/24/2015	300	9,739.14	
1099530	153001107 AIRS TA	11/24/2015	300	7,834.20	
1099534	153001111 AIRS DE	11/24/2015	300	4,165.78	
1099491	153001101	11/24/2015	300	3,999.45	
1099535	153001112 AIRS DE	11/24/2015	300	3,396.40	
1099536	153001113 AIRS DE	11/24/2015	300	65.33	
1099501	153001106	11/24/2015	300	50.00	
1099493	153001102	11/24/2015	300	10.00	
1099499	153001105	11/24/2015	300	1.60	
1099497	153001104	11/24/2015	300		11,000,000.00
1099529	153001114	11/24/2015	300		7,207.96
1099981	153001109 AIRS TA	11/25/2015	300	4,680,428.88	
1099707	153001102	11/25/2015	300	2,342,269.24	
1099986	153001110 AIRS DE	11/25/2015	300	1,995,730.80	
1099993	153001113 AIRS DE	11/25/2015	300	50,680.65	
1099987	153001111 AIRS DE	11/25/2015	300	37,339.24	
1099980	153001108 AIRS TA	11/25/2015	300	17,037.55	
1099926	153001107 AIRS TA	11/25/2015	300	11,939.40	
1099988	153001112 AIRS DE	11/25/2015	300	5,304.09	
1099706	153001101	11/25/2015	300	1,406.38	
1099708	153001103	11/25/2015	300		9,000,000.00
1099925	153001104	11/25/2015	300		55,580.25
1100109	153001115	11/25/2015	300		160.97
1101184	16300113007CHEC	11/30/2015	300	17,113,453.51	
1101186	16300113009SRO A	11/30/2015	300	2,524,112.30	
1101172	163001103	11/30/2015	300	2,223,004.80	
1101183	16300113006CASH	11/30/2015	300	36,356.48	
1101189	16300113011CASH	11/30/2015	300	8,530.06	
1101174	16300113005SRO A	11/30/2015	300	6,817.80	
1101185	16300113008FORE	11/30/2015	300	2,029.00	
1101170	163001101	11/30/2015	300	1,572.31	
1101190	16300113012CHEC	11/30/2015	300	812.93	
1101188	16300113010OTHE	11/30/2015	300	350.00	
1101171	163001102	11/30/2015	300	300.00	
1101159	162701110	11/30/2015	300		3,000,000.00
1101160	162701111	11/30/2015	300		19,000,000.00
1101173	163001104	11/30/2015	300		3,925.16
1101585	153001202	12/1/2015	300	3,596,429.46	
1101584	153001201	12/1/2015	300	6,226.89	
1101589	153001203	12/1/2015	300		4,000,000.00
1101590	153001204	12/1/2015	300		992,694.96
1101998	163001208SROAIR	12/2/2015	300	4,843,564.99	
1101995	163001202	12/2/2015	300	4,562,657.41	
1101999	163001209OTHER /	12/2/2015	300	888,635.49	
1101997	163001204SRO AIR	12/2/2015	300	15,140.40	
1102000	163001210CASHOF	12/2/2015	300	11,845.57	

Run Date: 6/30/2016
 Run Time: 2:55:37PM

Demand Account Activity

Start Date: 7/1/2015 End Date: 6/30/2016

Page: 406
 User: 0

Jnl. Entry	Ref #	Trx. Date	Ledger	Debit Amount	Credit Amount
1101994	162701201	12/2/2015	300	984.00	
1101983	162701203	12/2/2015	300		9,000,000.00
1101996	163001203	12/2/2015	300		1,837.75
1102455	153001211 AIRS D€	12/3/2015	300	3,594,476.27	
1102451	153001209 AIRS TA	12/3/2015	300	2,993,521.31	
1102461	153001212 AIRS D€	12/3/2015	300	1,933,497.95	
1102443	153001202	12/3/2015	300	1,203,009.47	
1102465	153001214 AIRS D€	12/3/2015	300	41,049.24	
1102449	153001208 AIRS TA	12/3/2015	300	6,857.83	
1102464	153001213 AIRS D€	12/3/2015	300	6,000.00	
1102448	153001207 AIRS TA	12/3/2015	300	5,903.70	
1102442	153001201	12/3/2015	300	2,811.97	
1102467	153001215 AIRS D€	12/3/2015	300	663.40	
1102454	153001210 AIRS TA	12/3/2015	300	565.00	
1102446	153001205	12/3/2015	300	64.09	
1102444	153001203	12/3/2015	300		13,631.55
1102445	153001204	12/3/2015	300		10,000,000.00
1102607	153001202	12/4/2015	300	2,791,490.98	
1102849	153001209 AIRS TA	12/4/2015	300	2,163,430.91	
1102852	153001210 AIRS D€	12/4/2015	300	2,035,911.68	
1102855	153001213 AIRS D€	12/4/2015	300	42,857.92	
1102847	153001208 AIRS TA	12/4/2015	300	13,526.73	
1102845	153001207 AIRS TA	12/4/2015	300	12,576.30	
1102854	153001212 AIRS D€	12/4/2015	300	6,720.34	
1102578	153001201	12/4/2015	300	6,029.03	
1102853	153001211 AIRS D€	12/4/2015	300	2,520.08	
1102789	153001203	12/4/2015	300		7,000,000.00
1103214	153001203	12/7/2015	300	8,054,418.15	
1103220	153001209 AIRS TA	12/7/2015	300	2,700,147.58	
1103221	153001210 AIRS D€	12/7/2015	300	1,842,784.94	
1103227	153001211 AIRS D€	12/7/2015	300	42,776.92	
1103218	153001207 AIRS TA	12/7/2015	300	24,753.30	
1103231	153001213 AIRS D€	12/7/2015	300	22,089.80	
1103219	153001208 AIRS TA	12/7/2015	300	6,399.22	
1103030	153001201	12/7/2015	300	3,738.44	
1103229	153001212 AIRS D€	12/7/2015	300	1,463.72	
1103031	153001202	12/7/2015	300	925.25	
1103313	153001215	12/7/2015	300	130.00	
1103296	153001205	12/7/2015	300	100.00	
1103272	153001214 AIRS D€	12/7/2015	300	15.00	
1103215	153001204	12/7/2015	300		13,000,000.00
1103299	153001206	12/7/2015	300		7,221.00
1103618	153001203	12/8/2015	300	4,685,062.20	
1103691	153001209 AIRS TA	12/8/2015	300	2,427,907.86	
1103692	153001210 AIRS D€	12/8/2015	300	1,995,920.14	
1103630	153001207 AIRS TA	12/8/2015	300	20,948.40	
1103690	153001208 AIRS TA	12/8/2015	300	6,912.40	
1103693	153001211 AIRS D€	12/8/2015	300	6,458.46	
1103694	153001212 AIRS D€	12/8/2015	300	3,915.24	
1103610	153001201	12/8/2015	300	2,208.46	
1103710	153001213 AIRS D€	12/8/2015	300	1,031.14	
1103615	153001202	12/8/2015	300	75.00	
1103621	153001204	12/8/2015	300		9,000,000.00
1103720	153001205	12/8/2015	300		5,510.19
1104167	153001203	12/9/2015	300	3,175,663.18	
1104202	153001209 AIRS TA	12/9/2015	300	2,866,835.86	

Run Date: 6/30/2016
 Run Time: 2:55:37PM

Demand Account Activity

Start Date: 7/1/2015 End Date: 6/30/2016

Page: 407
 User: 0

Jnl. Entry	Ref #	Trx. Date	Ledger	Debit Amount	Credit Amount
1104203	153001210 AIRS D€	12/9/2015	300	2,144,462.65	
1104206	153001213 AIRS D€	12/9/2015	300	29,047.34	
1104205	153001212 AIRS D€	12/9/2015	300	9,970.00	
1104199	153001207 AIRS TA	12/9/2015	300	7,788.00	
1104201	153001208 AIRS TA	12/9/2015	300	3,319.57	
1104164	153001201	12/9/2015	300	2,861.51	
1104204	153001211 AIRS D€	12/9/2015	300	275.00	
1104165	153001202	12/9/2015	300	30.00	
1104173	153001204	12/9/2015	300		8,000,000.00
1104176	153001205	12/9/2015	300		5,497.72
1105409	153001209 AIRS TA	12/10/2015	300	3,532,271.90	
1105415	153001211 AIRS D€	12/10/2015	300	2,659,872.58	
1105392	153001202	12/10/2015	300	2,304,122.54	
1105413	1530012010 AIRS T	12/10/2015	300	21,311.47	
1105417	153001212 AIRS D€	12/10/2015	300	11,523.21	
1105401	153001207 AIRS TA	12/10/2015	300	6,603.30	
1105407	153001208 AIRS TA	12/10/2015	300	3,760.99	
1105419	153001213 AIRS D€	12/10/2015	300	3,305.88	
1105390	153001201	12/10/2015	300	2,658.00	
1105423	153001215 AIRS D€	12/10/2015	300	1,440.55	
1105421	153001214 AIRS D€	12/10/2015	300	615.15	
1105394	153001203	12/10/2015	300		9,000,000.00
1105395	153001204	12/10/2015	300		1,280.25
1105846	153001209 AIRS TA	12/11/2015	300	2,093,938.80	
1105847	153001210 AIRS D€	12/11/2015	300	1,835,910.18	
1105799	153001202	12/11/2015	300	1,801,980.83	
1105845	153001208 AIRS TA	12/11/2015	300	28,521.83	
1105850	153001213 AIRS D€	12/11/2015	300	25,843.56	
1105849	153001211 AIRS D€	12/11/2015	300	18,953.70	
1105844	153001207 AIRS TA	12/11/2015	300	7,134.60	
1105593	153001201	12/11/2015	300	5,289.44	
1105848	153001211 AIRS D€	12/11/2015	300	2,295.72	
1105803	153001202	12/11/2015	300		6,000,000.00
1105854	153001203	12/11/2015	300		21,042.82
1106306	163001206CHECK ;	12/14/2015	300	2,838,501.20	
1106307	163001207SRO DEI	12/14/2015	300	1,824,786.56	
1106302	163001202	12/14/2015	300	1,709,922.61	
1106308	163001208OTHER /	12/14/2015	300	270,610.83	
1106304	163001204SRO DEI	12/14/2015	300	17,968.50	
1106035	163001201	12/14/2015	300	4,111.25	
1106305	163001205CASH OI	12/14/2015	300	3,602.38	
1106309	163001209CASH OI	12/14/2015	300	906.27	
1106310	163001210CHECK ;	12/14/2015	300	411.56	
1106311	163001211FOREIGI	12/14/2015	300	129.50	
1106303	163001203	12/14/2015	300		414.19
1106313	162701202	12/14/2015	300		6,000,000.00
1106734	153001209 AIRS TA	12/15/2015	300	2,816,313.57	
1106726	153001202	12/15/2015	300	2,126,492.81	
1106736	153001210 AIRS D€	12/15/2015	300	1,868,118.50	
1106752	Correct Journal Entr	12/15/2015	300	1,863,118.50	
1106743	153001213 AIRS D€	12/15/2015	300	23,797.67	
1106733	153001207 AIRS TA	12/15/2015	300	9,487.50	
1106735	153001208 AIRS TA	12/15/2015	300	7,233.65	
1106738	153001211 AIRS D€	12/15/2015	300	6,242.33	
1106742	153001212 AIRS D€	12/15/2015	300	2,744.86	
1106438	153001201	12/15/2015	300	1,239.24	

Run Date: 6/30/2016
 Run Time: 2:55:37PM

Demand Account Activity

Start Date: 7/1/2015 End Date: 6/30/2016

Page: 408
 User: 0

Jnl. Entry	Ref #	Trx. Date	Ledger	Debit Amount	Credit Amount
1106727	153001203	12/15/2015	300		6,394.00
1106728	153001204	12/15/2015	300		7,000,000.00
1106751	Back Out Journal Er	12/15/2015	300		1,868,118.50
1106825	153001206	12/15/2015	300		10,000,000.00
1107246	153001209 AIRS TA	12/16/2015	300	3,154,643.18	
1107223	153001202	12/16/2015	300	3,040,392.19	
1107247	153001210 AIRS D€	12/16/2015	300	2,185,711.66	
1107235	153001207 AIRS TA	12/16/2015	300	7,121.40	
1107245	153001208 AIRS TA	12/16/2015	300	6,856.93	
1106924	153001201	12/16/2015	300	1,922.60	
1107249	153001212 AIRS D€	12/16/2015	300	1,301.00	
1107250	153001213 AIRS D€	12/16/2015	300	891.25	
1107248	153001211 AIRS D€	12/16/2015	300	275.00	
1107251	153001214 AIRS D€	12/16/2015	300	17.50	
1107224	153001203	12/16/2015	300		2,921.31
1107995	153001209 AIRS TA	12/17/2015	300	7,868,328.37	
1107987	153001202	12/17/2015	300	3,337,766.23	
1107998	153001210 AIRS D€	12/17/2015	300	2,322,590.00	
1107992	153001207 AIRS TA	12/17/2015	300	11,391.60	
1107993	153001208 AIRS TA	12/17/2015	300	11,287.22	
1108000	153001211 AIRS D€	12/17/2015	300	11,066.69	
1107618	153001201	12/17/2015	300	3,310.55	
1108007	153001214 AIRS D€	12/17/2015	300	2,844.38	
1108003	153001212 AIRS D€	12/17/2015	300	892.63	
1108005	153001213 AIRS D€	12/17/2015	300	74.53	
1107989	153001203	12/17/2015	300		12,000,000.00
1107990	153001204	12/17/2015	300		5,599.24
1108081	152701205	12/17/2015	300		15,600,000.00
1108504	153001209 AIRS TA	12/18/2015	300	3,968,585.45	
1108488	153001203	12/18/2015	300	2,610,726.45	
1108515	153001210 AIRS D€	12/18/2015	300	1,752,781.67	
1108533	153001213 AIRSDS	12/18/2015	300	21,674.28	
1108498	153001207 AIRS TA	12/18/2015	300	14,539.80	
1108503	153001208 AIRS TA	12/18/2015	300	6,453.52	
1108475	153001201	12/18/2015	300	5,278.00	
1108518	153001212 AIRS D€	12/18/2015	300	3,615.87	
1108516	153001211 AIRS D€	12/18/2015	300	2,515.00	
1108534	153001214 AIRS D€	12/18/2015	300	78.75	
1108539	153001205	12/18/2015	300	32.50	
1108487	153001202	12/18/2015	300	10.00	
1108490	153001204	12/18/2015	300		1,049.98
1108918	153001202	12/21/2015	300	10,493,193.19	
1108927	153001209 AIRS TA	12/21/2015	300	7,043,969.92	
1108928	153001210 AIRS D€	12/21/2015	300	1,682,627.62	
1108926	153001208 AIRS TA	12/21/2015	300	9,322.07	
1108925	153001207 AIRS TA	12/21/2015	300	7,533.90	
1108916	153001201	12/21/2015	300	6,031.36	
1108931	153001213 AIRS D€	12/21/2015	300	2,839.11	
1108930	153001212 AIRS D€	12/21/2015	300	2,284.94	
1108929	153001211 AIRS D€	12/21/2015	300	1,305.00	
1108919	153001203	12/21/2015	300		12,000,000.00
1108920	153001204	12/21/2015	300		2,255.76
1109397	153001203	12/22/2015	300	11,797,007.23	
1109406	153001209 AIRS TA	12/22/2015	300	4,931,823.48	
1109408	153001211 AIRS D€	12/22/2015	300	1,975,386.41	
1109407	153001210 AIRS TA	12/22/2015	300	25,365.00	

Run Date: 6/30/2016
 Run Time: 2:55:37PM

Demand Account Activity

Start Date: 7/1/2015 End Date: 6/30/2016

Page: 409
 User: 0

Jnl. Entry	Ref #	Trx. Date	Ledger	Debit Amount	Credit Amount
1109404	153001207 AIRS TA	12/22/2015	300	8,797.60	
1109409	153001212 AIRS DE	12/22/2015	300	8,334.49	
1109405	153001208 AIRS TA	12/22/2015	300	4,767.06	
1109410	153001213 AIRS DE	12/22/2015	300	3,504.37	
1109393	153001201	12/22/2015	300	1,757.70	
1109411	153001214 AIRS DE	12/22/2015	300	510.22	
1109395	153001202	12/22/2015	300	291.00	
1109412	153001215 AIRS DE	12/22/2015	300	142.75	
1109399	153001204	12/22/2015	300		19,000,000.00
1109418	153001205	12/22/2015	300		5,336.53
1109801	153001209 AIRS TA	12/23/2015	300	6,473,689.01	
1109802	153001210 AIRS DE	12/23/2015	300	2,287,940.46	
1109785	153001203	12/23/2015	300	1,539,445.20	
1109806	153001213 AIRS DE	12/23/2015	300	14,375.25	
1109800	153001208 AIRS TA	12/23/2015	300	11,141.07	
1109799	153001207 AIRS TA	12/23/2015	300	10,830.60	
1109803	153001211 AIRS DE	12/23/2015	300	3,173.43	
1109557	153001201	12/23/2015	300	2,369.57	
1109804	153001212 AIRS DE	12/23/2015	300	177.50	
1110671	153001206	12/23/2015	300	50.00	
1109784	153001202	12/23/2015	300	10.00	
1109786	153001204	12/23/2015	300		10,000,000.00
1110625	153001205	12/23/2015	300		3,474.01
1111243	153001209 AIRS TA	12/28/2015	300	13,749,073.82	
1111244	153001210 AIRS DE	12/28/2015	300	2,825,390.75	
1111188	153001202	12/28/2015	300	1,613,574.17	
1111247	153001213 AIRS DE	12/28/2015	300	10,681.72	
1111242	153001208 AIRS TA	12/28/2015	300	10,156.29	
1111241	153001207 AIRS TA	12/28/2015	300	9,259.80	
1111246	153001212 AIRS DE	12/28/2015	300	3,274.41	
1111164	153001201	12/28/2015	300	2,853.61	
1111245	153001211 AIRS DE	12/28/2015	300	200.00	
1111189	153001203	12/28/2015	300		18,000,000.00
1111191	153001204	12/28/2015	300		9,582.88
1111284	163001207CHECK ;	12/29/2015	300	7,638,752.20	
1111737	163001208SRO DEI	12/29/2015	300	2,082,425.84	
1111733	163001202	12/29/2015	300	1,447,402.16	
1111738	163001209OTHER /	12/29/2015	300	757,385.39	
1111736	163001206CASH OI	12/29/2015	300	46,118.27	
1111298	1615132	12/29/2015	300	22,727.27	
1111735	163001205SRO AIR	12/29/2015	300	15,137.10	
1111739	163001210CASH OI	12/29/2015	300	4,239.81	
1111740	163001211CHECK ;	12/29/2015	300	2,555.31	
1111732	163001201	12/29/2015	300	1,799.75	
1111721	162701205	12/29/2015	300		12,000,000.00
1111734	163001204	12/29/2015	300		4,379.84
1112110	163001207CHECK2	12/30/2015	300	6,612,225.18	
1112104	163001202	12/30/2015	300	3,352,109.63	
1112111	163001208SRO AIR	12/30/2015	300	2,321,423.64	
1112107	163001205SRO AIR	12/30/2015	300	19,526.30	
1112109	163001206CASH OI	12/30/2015	300	5,412.19	
1112103	163001201	12/30/2015	300	5,206.95	
1112113	163001210CASHOF	12/30/2015	300	5,056.11	
1112112	163001209OTHER /	12/30/2015	300	1,812.00	
1112115	163001211CHECK2	12/30/2015	300	1,145.35	
1112105	163001203	12/30/2015	300		13,000,000.00

Run Date: 6/30/2016
 Run Time: 2:55:37PM

Demand Account Activity

Page: 410
 User: 0

Start Date: 7/1/2015 End Date: 6/30/2016

Jnl. Entry	Ref #	Trx. Date	Ledger	Debit Amount	Credit Amount
1112106	163001204	12/30/2015	300		3,058.79
1112610	163001206CHECK2	12/31/2015	300	18,291,832.68	
1112599	163001202	12/31/2015	300	4,251,187.23	
1112618	163001208SROAIR:	12/31/2015	300	3,242,104.19	
1112608	163001205CASH OI	12/31/2015	300	22,397.20	
1112633	163001210 CASH C	12/31/2015	300	12,208.60	
1112605	163001204SRO AIR	12/31/2015	300	5,372.40	
1112619	163001209OTHER /	12/31/2015	300	4,777.97	
1112556	163001201	12/31/2015	300	4,168.41	
1112615	163001207FOREIGI	12/31/2015	300	2,684.60	
1112620	163001211CHECK2	12/31/2015	300	549.30	
1112604	163001203	12/31/2015	300		4,475.52
1112624	162701203	12/31/2015	300		25,000,000.00
1112990	163000103	1/4/2016	300	6,960,947.57	
1112986	163000101	1/4/2016	300	8,603.54	
1112989	163000102	1/4/2016	300	550.00	
1112991	163000104	1/4/2016	300		8,000,000.00
1112992	163000105	1/4/2016	300		19,686.56
1113107	163000109 AIRS D€	1/5/2016	300	4,629,812.13	
1113100	163000102	1/5/2016	300	1,625,237.49	
1113106	163000107 AIRS TA	1/5/2016	300	19,341.30	
1113108	163000110 AIRS D€	1/5/2016	300	9,557.30	
1113109	163000111 AIRS D€	1/5/2016	300	1,713.66	
1113097	163000101	1/5/2016	300	899.00	
1113102	163000104	1/5/2016	300	100.00	
1113239	Correct Journal Entr	1/5/2016	300	100.00	
1113101	163000103	1/5/2016	300		6,000,000.00
1113103	163000105	1/5/2016	300		8,219.94
1113211	Back Out Journal Er	1/5/2016	300		100.00
1113809	163000102	1/6/2016	300	10,620,283.07	
1113876	163000109 AIRS TA	1/6/2016	300	8,184,232.70	
1113878	163000111 AIRS D€	1/6/2016	300	2,562,744.04	
1113877	163000110 AIRS TA	1/6/2016	300	2,015,334.20	
1113875	163000108 AIRS TA	1/6/2016	300	18,048.86	
1113879	1630001112 AIRS C	1/6/2016	300	7,448.75	
1113873	163000107 AIRS TA	1/6/2016	300	6,223.80	
1113807	163000101	1/6/2016	300	5,660.87	
1113880	163000113 AIRS D€	1/6/2016	300	260.79	
1113881	163000114 AIRS D€	1/6/2016	300	58.75	
1113811	163000104	1/6/2016	300	50.00	
1113810	163000103	1/6/2016	300		23,000,000.00
1113813	163000105	1/6/2016	300		18,544.32
1113872	163000106	1/6/2016	300		3,685,367.95
1113934	163000109 AIRS TA	1/7/2016	300	23,112,256.07	
1113935	163000110 AIRS D€	1/7/2016	300	3,240,946.55	
1113922	163000102	1/7/2016	300	1,589,849.70	
1113938	163000113 AIRS D€	1/7/2016	300	136,257.46	
1113932	163000107 AIRS TA	1/7/2016	300	14,833.50	
1113936	163000111 AIRS D€	1/7/2016	300	12,664.43	
1113933	163000108 AIRS TA	1/7/2016	300	5,973.91	
1113937	163000112 AIRS D€	1/7/2016	300	4,811.26	
1113910	163000101	1/7/2016	300	2,561.30	
1115197	163000104	1/7/2016	300	13.00	
1113943	163000104	1/7/2016	300		4,125.00
1113930	163000103	1/7/2016	300		24,000,000.00
1115561	163000103	1/8/2016	300	12,620,627.55	

Run Date: 6/30/2016
 Run Time: 2:55:37PM

Demand Account Activity

Start Date: 7/1/2015 End Date: 6/30/2016

Page: 411
 User: 0

Jnl. Entry	Ref #	Trx. Date	Ledger	Debit Amount	Credit Amount
1115569	163000107CHECK :	1/8/2016	300	3,084,860.58	
1115570	163000108SRO AIR	1/8/2016	300	2,270,715.40	
1115557	163000101	1/8/2016	300	15,599.26	
1115564	163000105SRO AIR	1/8/2016	300	10,467.60	
1115572	163000110CASH OI	1/8/2016	300	7,782.60	
1115568	163000106CASH OI	1/8/2016	300	5,860.71	
1115571	163000109OTHER /	1/8/2016	300	1,193.00	
1115558	163000102	1/8/2016	300	772.00	
1115573	163000111	1/8/2016	300	695.00	
1115562	163000112	1/8/2016	300	214.56	
1115552	162700103	1/8/2016	300		17,000,000.00
1115563	163000104	1/8/2016	300		1,888.32
1115592	162700110	1/8/2016	300		30,000,000.00
1115721	163000106CHECK :	1/11/2016	300	7,203,973.23	
1115718	163000102	1/11/2016	300	6,754,046.90	
1115723	163000107SRO AIR	1/11/2016	300	1,909,218.87	
1115924	163000110CHECK2	1/11/2016	300	43,144.48	
1115726	163000109	1/11/2016	300	7,202.18	
1115717	163000101	1/11/2016	300	5,805.41	
1115719	163000104SRO AIR	1/11/2016	300	5,619.90	
1115720	163000105CASH OI	1/11/2016	300	4,363.37	
1115724	163000108OTHER /	1/11/2016	300	1,938.78	
1115995	163000111	1/11/2016	300		28,732.94
1116139	163000103	1/12/2016	300	4,868,411.38	
1116142	163000106CHECK2	1/12/2016	300	4,523,329.24	
1116143	163000107SRO AIR	1/12/2016	300	1,708,613.49	
1116140	163000104SRO AIR	1/12/2016	300	14,665.20	
1116141	163000105CASH OI	1/12/2016	300	3,809.07	
1116145	163000109CASH OI	1/12/2016	300	2,790.38	
1116135	16300101	1/12/2016	300	1,411.58	
1116146	163000110CHECK2	1/12/2016	300	1,148.19	
1116144	163000108OTHER /	1/12/2016	300	1,132.62	
1116138	163000102	1/12/2016	300	320.00	
1116147	162700101	1/12/2016	300		11,000,000.00
1116152	163000111	1/12/2016	300		2,357.91
1116940	163000106CHECK2	1/13/2016	300	5,784,531.93	
1116937	163000102	1/13/2016	300	3,880,713.62	
1116941	163000107SROAIR!	1/13/2016	300	2,261,707.81	
1116942	163000108OTHER /	1/13/2016	300	106,397.60	
1116938	163000104SRO AIR	1/13/2016	300	12,381.60	
1116936	163000101	1/13/2016	300	7,027.25	
1116943	163000109CASH OI	1/13/2016	300	4,240.81	
1116939	163000105CASH OI	1/13/2016	300	1,783.62	
1116944	163000110CHECK2	1/13/2016	300	805.46	
1116921	163000103	1/13/2016	300		5,103.51
1116924	163000110	1/13/2016	300		48,000,000.00
1117435	163000103	1/14/2016	300	12,476,843.92	
1117513	163000108CHECK2	1/14/2016	300	9,829,761.92	
1117514	163000109SRO AIR	1/14/2016	300	2,685,468.75	
1117526	163000112CHECK2	1/14/2016	300	20,780.57	
1117525	163000111CASH OI	1/14/2016	300	16,125.11	
1117512	163000107CASHIEF	1/14/2016	300	9,998.82	
1117515	163000110OTHER /	1/14/2016	300	7,524.87	
1117458	163000106SROAIR!	1/14/2016	300	7,362.30	
1117431	163000101	1/14/2016	300	2,264.05	
1117434	163000102	1/14/2016	300	65.00	

Run Date: 6/30/2016
 Run Time: 2:55:37PM

Demand Account Activity

Start Date: 7/1/2015 End Date: 6/30/2016

Page: 412
 User: 0

Jnl. Entry	Ref #	Trx. Date	Ledger	Debit Amount	Credit Amount
1117527	163000113FOREIGI	1/14/2016	300	7.50	
1117437	163000104	1/14/2016	300		4,145.32
1117442	163000105	1/14/2016	300		2,000,000.00
1117444	162700102	1/14/2016	300		10,000,000.00
1117854	163000106CHECK2	1/15/2016	300	4,013,339.67	
1117849	163000102	1/15/2016	300	2,524,619.66	
1117855	163000107SRO AIR	1/15/2016	300	2,037,989.53	
1117883	163300110CHECK2	1/15/2016	300	11,243.77	
1117852	163000104SRO AIR	1/15/2016	300	4,778.40	
1117853	163000105CASH OI	1/15/2016	300	4,133.24	
1117848	163000101	1/15/2016	300	3,102.23	
1117870	163000109CASH OI	1/15/2016	300	2,338.02	
1117860	163000108OTHER /	1/15/2016	300	325.00	
1117843	162700102	1/15/2016	300		25,000,000.00
1117851	163000103	1/15/2016	300		29,671.11
1118329	163000102	1/19/2016	300	23,102,552.04	
1118360	163000109 AIRS TA	1/19/2016	300	6,133,493.99	
1118361	163000110 AIRS D€	1/19/2016	300	2,054,632.13	
1118362	1630001111 AIRS C	1/19/2016	300	478,236.60	
1118333	163000108 AIRS TA	1/19/2016	300	9,472.16	
1118328	163000101	1/19/2016	300	6,700.00	
1118332	163000107 AIRS TA	1/19/2016	300	3,441.90	
1118363	163000112 AIRS D€	1/19/2016	300	2,643.61	
1118399	163000104	1/19/2016	300	2,249.51	
1118364	163000113 AIRS D€	1/19/2016	300	10.78	
1118376	163000103	1/19/2016	300		26,983.39
1118739	163000109 AIRS TA	1/20/2016	300	8,205,019.67	
1118733	163000102	1/20/2016	300	3,761,373.25	
1118740	163000110 AIRS D€	1/20/2016	300	1,844,049.46	
1118737	163000107 AIRS TA	1/20/2016	300	202,699.20	
1118741	163000111 AIRS D€	1/20/2016	300	46,548.02	
1118738	163000108 AIRS TA	1/20/2016	300	2,819.08	
1118468	163000101	1/20/2016	300	2,166.41	
1118744	163000113 AIRS D€	1/20/2016	300	2,096.72	
1118743	163000112 AIRS D€	1/20/2016	300	1,730.19	
1118734	163000103	1/20/2016	300		9,000,000.00
1118750	163000104	1/20/2016	300		3,445.16
1120062	163000109 AIRS TA	1/21/2016	300	8,858,804.19	
1120063	163000110 AIRS D€	1/21/2016	300	2,975,939.89	
1118928	163000102	1/21/2016	300	2,919,022.52	
1120058	163000108 AIRS TA	1/21/2016	300	5,651.53	
1119952	163000107 AIRS TA	1/21/2016	300	5,289.90	
1120065	163000112 AIRS D€	1/21/2016	300	3,866.68	
1118926	163000101	1/21/2016	300	3,410.93	
1120066	163000113 AIRS D€	1/21/2016	300	2,211.96	
1120064	163000111 AIRS D€	1/21/2016	300	1,640.03	
1118927	163000102	1/21/2016	300	44.00	
1118929	163000104	1/21/2016	300		31,000,000.00
1120081	Correct Journal Entr	1/21/2016	300		4,771.07
1120610	163000109 AIRS TA	1/25/2016	300	20,486,170.37	
1120246	163000103	1/25/2016	300	11,864,702.31	
1120611	163000110 AIRS D€	1/25/2016	300	3,127,751.53	
1120624	163000108 AIRS D€	1/25/2016	300	2,064,938.88	
1120612	163000111 AIRS D€	1/25/2016	300	49,934.11	
1120606	163000107 AIRS TA	1/25/2016	300	12,995.40	
1120609	163000108 AIRS TA	1/25/2016	300	10,349.26	

Run Date: 6/30/2016
 Run Time: 2:55:37PM

Demand Account Activity

Page: 413
 User: 0

Start Date: 7/1/2015 End Date: 6/30/2016

Jnl. Entry	Ref #	Trx. Date	Ledger	Debit Amount	Credit Amount
1120623	163000107 AIRS TA	1/25/2016	300	7,091.70	
1120615	163000113 AIRS DE	1/25/2016	300	5,357.22	
1120239	163000101	1/25/2016	300	5,274.50	
1120626	163000110 AIRS DE	1/25/2016	300	4,403.25	
1120613	163000112 AIRS DE	1/25/2016	300	3,039.91	
1120625	163000109 AIRS DE	1/25/2016	300	2,418.88	
1120617	163000114 AIRS DE	1/25/2016	300	15.00	
1120241	163000102	1/25/2016	300	10.00	
1120248	163000104	1/25/2016	300		15,000,000.00
1120252	163000105	1/25/2016	300		49,000,000.00
1120254	163000106	1/25/2016	300		154,501.71
1120788	163000109 AIRS TA	1/26/2016	300	13,039,283.34	
1120784	163000103	1/26/2016	300	12,106,285.53	
1120790	163000111 AIRS DE	1/26/2016	300	1,266,344.89	
1120787	163000108 AIRS TA	1/26/2016	300	16,364.45	
1120786	163000107 AIRS TA	1/26/2016	300	3,534.30	
1120782	163000101	1/26/2016	300	2,997.93	
1120791	163001112 AIRS DE	1/26/2016	300	2,201.02	
1120783	163000102	1/26/2016	300	30.00	
1120789	163000110 AIRS TA	1/26/2016	300	5.00	
1121044	163000104	1/26/2016	300		6,399.33
1121607	163000109 AIRS TA	1/27/2016	300	15,109,680.61	
1121600	163000103	1/27/2016	300	9,431,766.16	
1121608	163000110 AIRS DE	1/27/2016	300	2,052,963.11	
1121609	163000111 AIRS DE	1/27/2016	300	73,987.91	
1121606	163000108 AIRS TA	1/27/2016	300	22,270.48	
1121605	163000107 AIRS TA	1/27/2016	300	5,342.70	
1121597	163000101	1/27/2016	300	2,710.56	
1121611	163000112 AIRS DE	1/27/2016	300	240.84	
1121599	163000102	1/27/2016	300	60.00	
1121612	163000113 AIRS DE	1/27/2016	300	15.00	
1121601	163000104	1/27/2016	300		3,000,000.00
1121617	163000105	1/27/2016	300		2,438.35
1121758	163000109 AIRS TA	1/28/2016	300	9,795,083.85	
1121754	163000103	1/28/2016	300	4,607,000.63	
1121759	163000110 AIRS DE	1/28/2016	300	3,046,868.17	
1122067	1617688	1/28/2016	300	22,441.84	
1121757	163000108 AIRS TA	1/28/2016	300	18,082.86	
1121756	163000107 AIRS TA	1/28/2016	300	12,929.40	
1121762	163000113 AIRS DE	1/28/2016	300	8,288.18	
1121752	163000101	1/28/2016	300	6,003.45	
1121761	163000112 AIRS DE	1/28/2016	300	2,435.45	
1121760	163000111 AIRS DE	1/28/2016	300	745.00	
1121753	163000102	1/28/2016	300	118.00	
1121755	163000104	1/28/2016	300		27,000,000.00
1121766	163000105	1/28/2016	300		33,230.12
1122827	163000107CHECK2	1/29/2016	300	20,350,221.19	
1122789	063000103	1/29/2016	300	6,829,704.69	
1122829	163000108SRO AIR	1/29/2016	300	2,300,024.88	
1122830	163000109OTHER /	1/29/2016	300	859,800.44	
1122832	163000111CHECK2	1/29/2016	300	25,607.25	
1122812	163000105SROAIR:	1/29/2016	300	9,081.60	
1122825	163000106CASH OI	1/29/2016	300	8,703.59	
1122482	163000101	1/29/2016	300	6,056.19	
1122831	163000110CASH OI	1/29/2016	300	2,543.71	
1122786	163000102	1/29/2016	300	40.00	

Run Date: 6/30/2016
 Run Time: 2:55:37PM

Demand Account Activity

Start Date: 7/1/2015 End Date: 6/30/2016

Page: 414
 User: 0

Jnl. Entry	Ref #	Trx. Date	Ledger	Debit Amount	Credit Amount
1122826	162700110	1/29/2016	300		18,000,000.00
1122791	163000104	1/29/2016	300		5,335.78
1122797	162700103	1/29/2016	300		26,000,000.00
1122884	163000202	2/1/2016	300	2,997,537.55	
1122883	163000201	2/1/2016	300	14,000.06	
1122887	163000203	2/1/2016	300		3,601.28
1123121	162700205	2/1/2016	300		13,000,000.00
1123179	163000208 AIRS D€	2/2/2016	300	4,529,978.82	
1123171	163000202	2/2/2016	300	4,111,158.16	
1123181	163000209 AIRS D€	2/2/2016	300	28,841.89	
1123183	163000210 AIRS D€	2/2/2016	300	16,598.26	
1123177	163000207 AIRS TA	2/2/2016	300	15,170.10	
1123170	163000201	2/2/2016	300	407.90	
1123538	163000204	2/2/2016	300	100.00	
1123173	163000203	2/2/2016	300		16,000,000.00
1123456	163000204	2/2/2016	300		11,072.05
1123920	163000209 AIRS TA	2/3/2016	300	3,180,053.35	
1123923	163000211 AIRS D€	2/3/2016	300	2,944,823.60	
1123899	163000202	2/3/2016	300	1,292,466.42	
1123924	163000212 AIRS D€	2/3/2016	300	10,055.55	
1123919	163000208 AIRS TA	2/3/2016	300	5,629.35	
1123918	163000207 AIRS TA	2/3/2016	300	5,520.90	
1123898	163000201	2/3/2016	300	5,039.44	
1123926	163000214 AIIS DSI	2/3/2016	300	3,120.89	
1123921	163000210 AIRS TA	2/3/2016	300	196.57	
1123927	163000215 AIRS D€	2/3/2016	300	53.98	
1123925	163000213 AIRS D€	2/3/2016	300	50.00	
1123900	163000203	2/3/2016	300		9,000,000.00
1123901	163000204	2/3/2016	300		3,000,000.00
1123934	163000205	2/3/2016	300		2,178.33
1125099	163000102	2/4/2016	300	9,516,984.95	
1125104	163000105CASHOF	2/4/2016	300	3,500,325.13	
1125105	163000106CHECK :	2/4/2016	300	3,500,325.13	
1125106	163000107SROAIR:	2/4/2016	300	2,988,705.24	
1125109	163000110CK21 AIF	2/4/2016	300	66,095.59	
1125206	Correct Journal Entr	2/4/2016	300	19,553.12	
1125103	163000104SRO AIR	2/4/2016	300	8,959.50	
1125097	163000101	2/4/2016	300	5,840.35	
1125108	163000109CASH OI	2/4/2016	300	3,262.80	
1125107	163000108OTHERA	2/4/2016	300	1,922.00	
1125158	163000111	2/4/2016	300	189.75	
1125102	163000103	2/4/2016	300		17,869.33
1125172	Back Out Journal Er	2/4/2016	300		3,500,325.13
1125488	163000202	2/5/2016	300	3,211,053.70	
1125505	163000210 AIRS D€	2/5/2016	300	2,217,553.75	
1125504	163000209 AIRS TA	2/5/2016	300	2,020,157.80	
1125509	163000213 AIRS D€	2/5/2016	300	47,783.50	
1125506	163000211 AIRS D€	2/5/2016	300	17,198.93	
1125502	163000207 AIRS TA	2/5/2016	300	10,302.60	
1125484	163000201	2/5/2016	300	4,618.97	
1125503	163000208 AIRS TA	2/5/2016	300	3,258.64	
1125507	163000212 AIRS D€	2/5/2016	300	2,349.56	
1125490	163000203	2/5/2016	300		7,000,000.00
1125492	163000204	2/5/2016	300		17,000,000.00
1125493	163000205	2/5/2016	300		57,154.36
1125882	163000203	2/8/2016	300	8,561,490.12	

Run Date: 6/30/2016
 Run Time: 2:55:37PM

Demand Account Activity

Start Date: 7/1/2015 End Date: 6/30/2016

Page: 415
 User: 0

Jnl. Entry	Ref #	Trx. Date	Ledger	Debit Amount	Credit Amount
1125895	163000209 AIRS TA	2/8/2016	300	2,450,259.22	
1125896	163000210 AIRS DE	2/8/2016	300	2,141,538.55	
1125900	163000211 AIRS DE	2/8/2016	300	498,189.92	
1125905	163000212 AIRS DE	2/8/2016	300	78,599.95	
1125906	163000213 AIRS DE	2/8/2016	300	52,385.96	
1125892	163000207 AIRS TA	2/8/2016	300	13,229.70	
1125818	163000201	2/8/2016	300	6,264.67	
1125894	163000208 AIRS TA	2/8/2016	300	3,241.84	
1125881	163000201	2/8/2016	300	10.00	
1125883	163000204	2/8/2016	300		5,166.02
1125884	163000205	2/8/2016	300		7,000,000.00
1126229	163000202	2/9/2016	300	3,074,406.75	
1126291	163000210 AIRS DE	2/9/2016	300	2,107,806.73	
1126288	163000209	2/9/2016	300	1,609,499.65	
1126305	163000213 AIRS DE	2/9/2016	300	18,081.66	
1126281	163000207 AIRS TA	2/9/2016	300	17,433.90	
1126284	163000208 AIRS TA	2/9/2016	300	7,156.25	
1126303	163000212 AIRS DE	2/9/2016	300	5,557.69	
1126299	163000211 AIRS DE	2/9/2016	300	4,380.35	
1126228	163000201	2/9/2016	300	2,476.57	
1126318	163000205	2/9/2016	300	50.00	
1126233	163000204	2/9/2016	300		14,000,000.00
1126334	Correct Journal Entr	2/9/2016	300		6,811.97
1126732	163000202	2/10/2016	300	3,826,957.47	
1126739	163000210 AIRS DE	2/10/2016	300	2,428,511.23	
1126738	163000209 AIRS TA	2/10/2016	300	1,448,432.60	
1126731	163000201	2/10/2016	300	9,144.41	
1126737	163000208 AIRS TA	2/10/2016	300	7,271.09	
1126736	163000207 AIRS TA	2/10/2016	300	6,299.70	
1126742	163000212 AIRS DE	2/10/2016	300	1,477.07	
1126741	163000211 AIRS DE	2/10/2016	300	1,049.43	
1126743	163000213 AIRS DE	2/10/2016	300	465.00	
1126733	163000203	2/10/2016	300		189.75
1126748	163000204	2/10/2016	300		2,484.00
1126852	163000205	2/10/2016	300		7,000,000.00
1127164	163000209 AIRS TA	2/11/2016	300	2,912,613.13	
1127152	163000202	2/11/2016	300	2,486,167.36	
1127165	163000210 AIRS DE	2/11/2016	300	2,463,087.43	
1127167	163000212 AIRS DE	2/11/2016	300	25,506.22	
1127168	163000213 AIRS DE	2/11/2016	300	20,492.64	
1127181	1618987	2/11/2016	300	15,877.62	
1127162	163000207 AIRS TA	2/11/2016	300	8,481.00	
1127166	163000211 AIRS DE	2/11/2016	300	6,893.06	
1127163	163000208 AIRS TA	2/11/2016	300	4,612.84	
1127149	163000201	2/11/2016	300	2,156.06	
1127155	163000203	2/11/2016	300		3,603.00
1127674	163000209 AIRS TA	2/12/2016	300	2,604,924.32	
1127623	163000202	2/12/2016	300	2,106,791.65	
1127676	163000211 AIRS DE	2/12/2016	300	1,940,469.67	
1127679	163000214 AIRS DE	2/12/2016	300	24,865.22	
1127322	163000201	2/12/2016	300	5,235.78	
1127673	163000208 AIRS TA	2/12/2016	300	4,218.92	
1127675	163000210 AIRS TA	2/12/2016	300	4,200.00	
1127671	163000207 AIRS TA	2/12/2016	300	3,884.10	
1127678	163000213 AIRS DE	2/12/2016	300	2,090.41	
1127677	163000212 AIRS DE	2/12/2016	300	740.00	

Run Date: 6/30/2016
 Run Time: 2:55:37PM

Demand Account Activity

Start Date: 7/1/2015 End Date: 6/30/2016

Page: 416
 User: 0

Jnl. Entry	Ref #	Trx. Date	Ledger	Debit Amount	Credit Amount
1127625	163000201	2/12/2016	300		16,828.37
1127662	163000204	2/12/2016	300		15,000,000.00
1127767	163000210 AIRS D€	2/16/2016	300	2,708,366.09	
1127763	163000203	2/16/2016	300	2,057,276.25	
1127766	163000209 AIRS TA	2/16/2016	300	2,022,053.16	
1127768	163000211 AIRS D€	2/16/2016	300	55,904.50	
1127764	163000207 AIRS TA	2/16/2016	300	10,335.60	
1127761	163000201	2/16/2016	300	3,855.25	
1127765	163000208 AIRS TA	2/16/2016	300	1,705.63	
1127769	163000212 AIRS D€	2/16/2016	300	891.89	
1127770	163000213 AIRS D€	2/16/2016	300	744.73	
1127771	163000214 AIRS D€	2/16/2016	300	12.00	
1127762	163000202	2/16/2016	300	10.00	
1127779	163000204	2/16/2016	300		3,561.62
1128408	163000203	2/17/2016	300	3,592,354.42	
1128415	163000209 AIRS TA	2/17/2016	300	2,685,995.73	
1128416	163000210 AIRS D€	2/17/2016	300	2,616,918.78	
1128413	163000207 AIRS TA	2/17/2016	300	9,414.90	
1128418	163000212 AIRS D€	2/17/2016	300	9,250.55	
1128414	163000208 AIRS TA	2/17/2016	300	4,922.91	
1128154	163000201	2/17/2016	300	4,222.67	
1128417	163000211 AIRS D€	2/17/2016	300	1,483.00	
1128419	163000213 AIRS D€	2/17/2016	300	1,289.22	
1128406	163000202	2/17/2016	300	900.00	
1128409	163000204	2/17/2016	300		7,000,000.00
1128410	163000205	2/17/2016	300		18,302.00
1130031	163000209 AIRS TA	2/18/2016	300	3,160,843.47	
1130033	163000210 AIRS D€	2/18/2016	300	3,040,668.17	
1130025	163000202	2/18/2016	300	1,817,848.55	
1130030	163000208 AIRS TA	2/18/2016	300	35,613.66	
1130035	163000212 AIRS D€	2/18/2016	300	9,901.80	
1130029	163000207 AIRS TA	2/18/2016	300	4,534.20	
1130024	163000201	2/18/2016	300	3,043.24	
1130036	163000213 AIRS D€	2/18/2016	300	1,321.24	
1130034	163000211 AIRS D€	2/18/2016	300	1,250.00	
1130026	163000203	2/18/2016	300		7,000,000.00
1130027	163000204	2/18/2016	300		627.42
1130472	163000209 AIRS TA	2/19/2016	300	6,194,520.59	
1130237	163000202	2/19/2016	300	4,379,966.53	
1130475	163000210 AIRS D€	2/19/2016	300	3,802,668.45	
1130236	163000201	2/19/2016	300	22,479.39	
1130466	163000207 AIRS TA	2/19/2016	300	7,860.60	
1130469	163000208 AIRS TA	2/19/2016	300	6,407.43	
1130478	163000212 AIRS D€	2/19/2016	300	2,069.67	
1130477	163000211 AIRS D€	2/19/2016	300	460.00	
1130479	163000213 AIRS D€	2/19/2016	300	149.88	
1130238	163000203	2/19/2016	300		9,000,000.00
1130532	163000204	2/19/2016	300		4,202.38
1130688	163000209 AIRS TA	2/22/2016	300	5,691,788.26	
1130681	163000202	2/22/2016	300	5,152,814.34	
1130690	163000210 AIRS D€	2/22/2016	300	2,619,242.70	
1130686	163000208 AIRS TA	2/22/2016	300	17,079.60	
1130696	163000213 AIRS D€	2/22/2016	300	11,203.55	
1130684	163000207 AIRS TA	2/22/2016	300	7,992.60	
1130680	163000201	2/22/2016	300	6,412.94	
1130703	162700211 AIRS D€	2/22/2016	300	4,335.00	

Run Date: 6/30/2016
 Run Time: 2:55:37PM

Demand Account Activity

Page: 417
 User: 0

Start Date: 7/1/2015 End Date: 6/30/2016

Jnl. Entry	Ref #	Trx. Date	Ledger	Debit Amount	Credit Amount
1130694	163000212 AIRS D€	2/22/2016	300	2,394.99	
1130692	163000211 AIRS D€	2/22/2016	300	818.00	
1130682	163000203	2/22/2016	300		8,000,000.00
1130706	163000204	2/22/2016	300		1,324.12
1131101	163000204	2/22/2016	300		14,000,000.00
1131102	Back Out Journal Er	2/22/2016	300		4,335.00
1131502	163000202	2/23/2016	300	13,604,714.32	
1131509	163000209 AIRS TA	2/23/2016	300	5,070,188.49	
1131510	163000210 AIRS D€	2/23/2016	300	2,739,961.92	
1131511	163000211 AIRS D€	2/23/2016	300	58,460.00	
1131508	163000208 AIRS TA	2/23/2016	300	8,034.91	
1131507	163000207 AIRS TA	2/23/2016	300	7,286.40	
1131512	163000212 AIRS D€	2/23/2016	300	1,831.23	
1131499	163000201	2/23/2016	300	1,537.54	
1131513	162000213 AIRS D€	2/23/2016	300	15.00	
1131519	163000203	2/23/2016	300		7,173.00
1131974	163000209 AIRS TA	2/24/2016	300	3,513,319.19	
1131979	163000210 AIRS D€	2/24/2016	300	2,718,552.49	
1131955	163000203	2/24/2016	300	2,156,057.69	
1131980	163000211 AIRS D€	2/24/2016	300	111,510.03	
1131971	163000208 AAIRS T	2/24/2016	300	6,040.26	
1131969	163000207 AIRS TA	2/24/2016	300	5,451.60	
1131949	163000201	2/24/2016	300	3,903.66	
1131981	163000212 AIRS D€	2/24/2016	300	1,917.70	
1131982	163000213 AIRS D€	2/24/2016	300	94.34	
1131953	163000202	2/24/2016	300	10.00	
1131957	163000204	2/24/2016	300		14,000,000.00
1131960	163000205	2/24/2016	300		2,469.34
1132104	163000209 AIRS TA	2/25/2016	300	7,486,476.81	
1132100	163000202	2/25/2016	300	2,847,088.37	
1132105	163000210 AIRS D€	2/25/2016	300	2,717,389.28	
1132102	163000207 AIRS TA	2/25/2016	300	12,177.00	
1132103	163000208 AIRS TA	2/25/2016	300	11,101.08	
1132107	163000212 AIRS D€	2/25/2016	300	4,367.63	
1132099	163000201	2/25/2016	300	4,348.32	
1132108	163000213 AIRS D€	2/25/2016	300	2,282.17	
1132106	163000211 AIRS D€	2/25/2016	300	750.00	
1132101	163000203	2/25/2016	300		22,000,000.00
1132113	163000204	2/25/2016	300		99.00
1132469	162700204	2/25/2016	300		8,000,000.00
1132749	163000209 AIRS TA	2/26/2016	300	5,814,149.26	
1132743	163000203	2/26/2016	300	5,336,721.89	
1132798	Correct Journal Entr	2/26/2016	300	5,336,721.89	
1132751	163000211 AIRS D€	2/26/2016	300	2,376,665.79	
1132752	163000212 AIRS D€	2/26/2016	300	855,506.41	
1132748	163000208 AIRS TA	2/26/2016	300	25,202.75	
1132489	163000201	2/26/2016	300	10,499.66	
1132747	163000207 AIRS TA	2/26/2016	300	10,276.20	
1132753	163000213 AIRS D€	2/26/2016	300	6,590.95	
1132750	163000210 AIRS TA	2/26/2016	300	5,088.57	
1132742	163000202	2/26/2016	300	958.00	
1132744	163000204	2/26/2016	300		13,000,000.00
1132761	163000205	2/26/2016	300		9,306.13
1132797	Back Out Journal Er	2/26/2016	300		5,336,721.89
1133500	163000205CHECK2	2/29/2016	300	8,318,679.05	
1133488	163000202	2/29/2016	300	6,748,685.76	

Run Date: 6/30/2016
 Run Time: 2:55:37PM

Demand Account Activity

Start Date: 7/1/2015 End Date: 6/30/2016

Page: 418
 User: 0

Jnl. Entry	Ref #	Trx. Date	Ledger	Debit Amount	Credit Amount
1133502	163000207SRO AIR	2/29/2016	300	2,576,913.03	
1133505	163000208OTHER /	2/29/2016	300	56,763.72	
1133497	163000204CASH OI	2/29/2016	300	51,702.77	
1133507	163000209CASH OI	2/29/2016	300	7,028.45	
1133487	163000201	2/29/2016	300	6,362.68	
1133491	163000203SRO AIR	2/29/2016	300	5,306.40	
1133510	163000210CHECK :	2/29/2016	300	2,418.83	
1133464	162700203	2/29/2016	300		15,000,000.00
1133489	163000211	2/29/2016	300		12,490.42
1133852	Correct Journal Entr	3/1/2016	300	2,372,870.40	
1133580	163000301	3/1/2016	300	1,000.22	
1133610	163000303	3/1/2016	300		10,975.16
1133902	163000304	3/1/2016	300		10,000,000.00
1133939	163000302	3/2/2016	300	8,558,155.66	
1133958	163000311 AIRS D€	3/2/2016	300	5,340,838.00	
1133959	1133959 AIRS DSM	3/2/2016	300	42,816.65	
1133945	163000307 AIRS TA	3/2/2016	300	15,998.40	
1133937	163000301	3/2/2016	300	6,646.15	
1133961	163000313 AIRS D€	3/2/2016	300	3,825.37	
1133940	163000303	3/2/2016	300		7,000,000.00
1134220	163000304	3/2/2016	300		2,903.68
1134343	163000309 AIRS TA	3/3/2016	300	5,788,295.68	
1134344	163000310 AIRS D€	3/3/2016	300	3,166,250.14	
1134345	163000311 AIRS D€	3/3/2016	300	2,455,644.04	
1134334	163000302	3/3/2016	300	1,057,352.35	
1134340	163000307 AIRS TA	3/3/2016	300	11,932.80	
1134342	163000308 AIRS TA	3/3/2016	300	8,343.17	
1134333	163000301	3/3/2016	300	3,554.37	
1134347	163000313 AIRS D€	3/3/2016	300	753.43	
1134346	163000312 AIRS D€	3/3/2016	300	481.30	
1134338	163000304	3/3/2016	300	200.00	
1134335	163000303	3/3/2016	300		2,000,000.00
1134354	163000304	3/3/2016	300		152.97
1135527	163000306	3/3/2016	300		1,000,000.00
1135560	163000302	3/4/2016	300	25,500,755.76	
1135834	163000310 AIRS D€	3/4/2016	300	3,355,989.37	
1135833	163000309 AIRS TA	3/4/2016	300	3,313,556.53	
1135829	163000307 AIRS TA	3/4/2016	300	20,357.70	
1135831	163000308 AIRS TA	3/4/2016	300	18,317.11	
1135559	163000301	3/4/2016	300	8,780.40	
1135835	163000312 AIRS D€	3/4/2016	300	4,812.46	
1135836	163000313 AIRS D€	3/4/2016	300	1,962.60	
1135832	163000311 AIRS D€	3/4/2016	300	1,323.00	
1135827	163000304	3/4/2016	300		13,946.00
1135561	163000303	3/4/2016	300		13,000,000.00
1135979	163000309 AIRS TA	3/7/2016	300	4,785,184.96	
1135980	163000310 AIRS D€	3/7/2016	300	3,956,879.24	
1135970	163000302	3/7/2016	300	1,966,687.64	
1136256	Correct Journal Entr	3/7/2016	300	1,966,687.64	
1135981	163000311 AIRS D€	3/7/2016	300	36,296.42	
1136176	163000313 AIRS D€	3/7/2016	300	15,100.00	
1135977	163000307 AIRS TA	3/7/2016	300	11,797.50	
1135978	163000308 AIRS TA	3/7/2016	300	10,167.04	
1136175	163000312 AIRS D€	3/7/2016	300	6,903.45	
1135966	163000301	3/7/2016	300	2,607.35	
1136254	Correct Journal Entr	3/7/2016	300	2,607.35	

Run Date: 6/30/2016
 Run Time: 2:55:37PM

Demand Account Activity

Start Date: 7/1/2015 End Date: 6/30/2016

Page: 419
 User: 0

Jnl. Entry	Ref #	Trx. Date	Ledger	Debit Amount	Credit Amount
1136227	163000306	3/7/2016	300	50.00	
1135974	163000303	3/7/2016	300		13,000,000.00
1136222	163000304	3/7/2016	300		1,174.00
1136225	163000305	3/7/2016	300		33,000,000.00
1136231	Back Out Journal Er	3/7/2016	300		2,607.35
1136255	Back Out Journal Er	3/7/2016	300		1,966,687.64
1136372	163000302	3/8/2016	300	6,355,638.66	
1136377	163000309 AIRS TA	3/8/2016	300	4,411,151.36	
1136378	163000310 AIRS D€	3/8/2016	300	2,592,857.55	
1136380	163000312 AIRS D€	3/8/2016	300	13,510.09	
1136375	163000307 AIRS TA	3/8/2016	300	11,203.50	
1136376	163000308 AIRS TA	3/8/2016	300	7,658.99	
1136371	163000301	3/8/2016	300	3,890.74	
1136379	163000311 AIRS D€	3/8/2016	300	1,881.00	
1136382	163000313 AIRS D€	3/8/2016	300	100.00	
1136615	163000303	3/8/2016	300		4,348.00
1137023	163000302	3/9/2016	300	9,801,530.95	
1137037	163000309 AIRS TA	3/9/2016	300	3,601,398.79	
1137039	163000310 AIRS D€	3/9/2016	300	2,714,275.91	
1137042	163000313 AIRS D€	3/9/2016	300	18,188.05	
1137040	163000311 AIRS D€	3/9/2016	300	11,767.49	
1137035	163000307 AIRS TA	3/9/2016	300	4,171.20	
1137022	163000301	3/9/2016	300	3,840.73	
1137036	163000308 AIRS TA	3/9/2016	300	3,221.50	
1137041	163000312 AIRS D€	3/9/2016	300	709.77	
1137024	163000303	3/9/2016	300		11,000,000.00
1137047	163000304	3/9/2016	300		25,822.36
1137189	163000309 AIRS TA	3/10/2016	300	5,156,249.38	
1137183	163000302	3/10/2016	300	4,033,486.69	
1137191	163000311 AIRS D€	3/10/2016	300	3,116,544.48	
1137194	163000314 AIRS D€	3/10/2016	300	122,652.35	
1137187	163000308 AIRS TA	3/10/2016	300	9,670.20	
1137190	163000310 AIRS TA	3/10/2016	300	9,521.99	
1137186	163000307 AIRS TA	3/10/2016	300	7,537.20	
1137193	163000313 AIRS D€	3/10/2016	300	3,799.74	
1137180	163000301	3/10/2016	300	1,493.75	
1137195	163000315 AIRS D€	3/10/2016	300	499.00	
1137192	163000312 AIRS D€	3/10/2016	300	475.00	
1137184	163000303	3/10/2016	300		12,000,000.00
1137607	163000304	3/10/2016	300		460.63
1137676	163000309 AIRS TA	3/11/2016	300	3,191,387.15	
1137669	163000302	3/11/2016	300	2,526,661.38	
1137677	163000311 AIRS D€	3/11/2016	300	2,240,988.77	
1137680	163000314 AIRS D€	3/11/2016	300	290,587.82	
1137679	163000313 AIRS D€	3/11/2016	300	19,631.29	
1137674	163000307 AIRS TA	3/11/2016	300	7,827.60	
1137675	163000308 AIRS TA	3/11/2016	300	7,422.56	
1138073	1621843	3/11/2016	300	6,465.26	
1137668	163000301	3/11/2016	300	1,888.92	
1138014	Correct Journal Entr	3/11/2016	300	1,888.52	
1137678	163000312 AIRS D€	3/11/2016	300	675.00	
1137911	163000304	3/11/2016	300		11,609.61
1137670	163000303	3/11/2016	300		16,000,000.00
1137673	163000304	3/11/2016	300		13,000,000.00
1138013	Back Out Journal Er	3/11/2016	300		1,888.92
1138348	163000309 AIRS TA	3/14/2016	300	2,904,991.30	

Run Date: 6/30/2016
 Run Time: 2:55:37PM

Demand Account Activity

Start Date: 7/1/2015 End Date: 6/30/2016

Page: 420
 User: 0

Jnl. Entry	Ref #	Trx. Date	Ledger	Debit Amount	Credit Amount
1138349	163000310 AIRS D€	3/14/2016	300	2,031,535.96	
1138146	163000302	3/14/2016	300	1,837,386.76	
1138387	163000311 AIRS D€	3/14/2016	300	77,495.54	
1138388	163000313 AIRS D€	3/14/2016	300	11,533.00	
1138145	163000301	3/14/2016	300	7,832.87	
1138148	163000307 AIRS TA	3/14/2016	300	7,553.70	
1138539	163000312	3/14/2016	300	6,977.06	
1138149	163000308 AIRS TA	3/14/2016	300	2,590.39	
1138389	163000314 AIRS D€	3/14/2016	300	238.00	
1138394	163000303	3/14/2016	300		1,250.00
1138403	163000304	3/14/2016	300		8,000,000.00
1138541	163000302	3/15/2016	300	4,012,195.16	
1138547	163000309 AIRS TA	3/15/2016	300	2,743,752.16	
1138549	163000310 AIRS D€	3/15/2016	300	2,300,529.26	
1138553	163000313 AIRS D€	3/15/2016	300	73,689.77	
1138545	163000308 AIRS TA	3/15/2016	300	6,656.39	
1138554	163000314 AIRS D€	3/15/2016	300	5,665.00	
1138551	163000311 AIRS D€	3/15/2016	300	5,086.72	
1138544	163000307 AIRS TA	3/15/2016	300	4,643.10	
1138538	163000301	3/15/2016	300	2,648.19	
1138552	163000312 AIRS D€	3/15/2016	300	2,488.18	
1138829	163000304	3/15/2016	300		7,000,000.00
1138830	163000305	3/15/2016	300		3,869.60
1139165	163000309 AIRS TA	3/16/2016	300	4,083,685.73	
1139166	163000310 AIRS D€	3/16/2016	300	2,621,445.76	
1139160	163000302	3/16/2016	300	2,200,564.99	
1139169	163000313 AIRS D€	3/16/2016	300	568,314.08	
1139168	163000312 AIRS D€	3/16/2016	300	88,660.23	
1139167	163000311 AIRS D€	3/16/2016	300	23,862.92	
1139163	163000307 AIRS TA	3/16/2016	300	12,592.80	
1139164	163000308 AIRS TA	3/16/2016	300	3,602.32	
1139159	163000301	3/16/2016	300	2,459.77	
1139321	Correct Journal Entr	3/16/2016	300		1,443.41
1139579	163000309 AIRS TA	3/17/2016	300	6,858,025.59	
1139572	163000303	3/17/2016	300	5,054,640.03	
1139581	163000311 AIRS D€	3/17/2016	300	2,936,570.54	
1139584	163000314 AIRS D€	3/17/2016	300	641,623.57	
1139585	163000315 AIRS D€	3/17/2016	300	16,500.00	
1139577	163000307 AIRS TA	3/17/2016	300	6,781.50	
1139570	163000301	3/17/2016	300	3,850.54	
1140010	Correct Journal Entr	3/17/2016	300	3,850.54	
1140011	CORRECTION FOR	3/17/2016	300	3,850.54	
1139583	163000313 AIRS D€	3/17/2016	300	2,431.50	
1139578	163000308 AIRS TA	3/17/2016	300	1,327.98	
1139580	163000910 AIRS TA	3/17/2016	300	1,000.00	
1139582	163000312 AIRS D€	3/17/2016	300	500.00	
1139571	163000302	3/17/2016	300	225.00	
1139574	163000305	3/17/2016	300	180.00	
1139573	163000304	3/17/2016	300		9,000,000.00
1139879	163000306	3/17/2016	300		465.00
1139880	162600301	3/17/2016	300		10,000,000.00
1140003	Back Out Journal Er	3/17/2016	300		3,850.54
1140011	CORRECTION FOR	3/17/2016	300		3,850.54
1141073	163000309 AIRS TA	3/18/2016	300	4,681,881.15	
1141016	163000303	3/18/2016	300	2,396,524.23	
1141075	163000311 AIRS D€	3/18/2016	300	2,334,555.74	

Run Date: 6/30/2016
 Run Time: 2:55:37PM

Demand Account Activity

Start Date: 7/1/2015 End Date: 6/30/2016

Page: 421
 User: 0

Jnl. Entry	Ref #	Trx. Date	Ledger	Debit Amount	Credit Amount
1141078	163000314 AIRS D€	3/18/2016	300	317,064.02	
1141077	163000313 AIRS D€	3/18/2016	300	36,697.86	
1141072	163000308 AIRS TA	3/18/2016	300	14,894.02	
1141052	163000307 AIRS TA	3/18/2016	300	8,530.50	
1140247	163000301	3/18/2016	300	4,375.20	
1141076	163000312 AIRS D€	3/18/2016	300	460.00	
1141079	163000315 AIRS D€	3/18/2016	300	79.00	
1140251	163000302	3/18/2016	300	10.00	
1141074	163000910 AIRS TA	3/18/2016	300	5.00	
1141017	163000304	3/18/2016	300		16,000,000.00
1141051	163000305	3/18/2016	300		3,259.00
1141469	163000309 AIRS TA	3/21/2016	300	7,497,451.92	
1141243	163000302	3/21/2016	300	2,852,534.56	
1141544	163000311 AIRS D€	3/21/2016	300	2,280,124.57	
1141549	163000314 AIRS D€	3/21/2016	300	56,661.65	
1141546	163000312 AIRS D€	3/21/2016	300	37,485.68	
1141467	163000308 AIRS TA	3/21/2016	300	8,027.73	
1141464	163000307 AIRS TA	3/21/2016	300	6,738.60	
1141247	163000301	3/21/2016	300	5,953.55	
1141548	163000313 AIRS D€	3/21/2016	300	5,924.93	
1141551	163000315 AIRS D€	3/21/2016	300	5,025.00	
1141541	163000310 AIRS TA	3/21/2016	300	1,000.00	
1141460	163000303	3/21/2016	300	254.16	
1141630	163000305	3/21/2016	300		9,000,000.00
1141461	163000304	3/21/2016	300		61.72
1141705	163000302	3/22/2016	300	10,546,345.35	
1142101	Correct Journal Entr	3/22/2016	300	10,546,345.35	
1141710	163000309 AIRS TA	3/22/2016	300	8,297,462.27	
1141712	163000311 AIRS D€	3/22/2016	300	2,297,695.52	
1141715	163000314 AIRS D€	3/22/2016	300	107,494.38	
1141708	163000307 AIRS TA	3/22/2016	300	9,916.50	
1141714	163000313 AIRS D€	3/22/2016	300	8,431.16	
1141713	163000312 AIRS D€	3/22/2016	300	5,361.70	
1141709	163000308 AIRS TA	3/22/2016	300	5,084.92	
1141716	163000315 AIRS D€	3/22/2016	300	2,318.00	
1141704	163000301	3/22/2016	300	1,847.46	
1142099	Correct Journal Entr	3/22/2016	300	1,847.46	
1141711	163000310 AIRS TA	3/22/2016	300	217.00	
1141991	163000305	3/22/2016	300		13,000,000.00
1141721	163000303	3/22/2016	300		29,945.17
1142034	Back Out Journal Er	3/22/2016	300		1,847.46
1142100	Back Out Journal Er	3/22/2016	300		10,546,345.35
1142420	163000309 AIRS TA	3/23/2016	300	4,945,800.68	
1142384	163000303	3/23/2016	300	2,595,754.52	
1142431	163000310 AIRS D€	3/23/2016	300	2,545,536.48	
1142432	163000311 AIRS D€	3/23/2016	300	10,800.51	
1142435	163000314 AIRS D€	3/23/2016	300	10,709.00	
1142418	163000307 AIRS TA	3/23/2016	300	10,444.50	
1142419	163000308 AIRS TA	3/23/2016	300	9,400.88	
1142433	163000312 AIRS D€	3/23/2016	300	5,325.73	
1142382	163000301	3/23/2016	300	4,421.18	
1142383	163000302	3/23/2016	300	195.00	
1142434	163000313 AIRS D€	3/23/2016	300	94.00	
1142440	163000305	3/23/2016	300		21,000,000.00
1142395	163000304	3/23/2016	300		4,752.02
1142583	163000302	3/24/2016	300	10,910,695.65	

Run Date: 6/30/2016
 Run Time: 2:55:37PM

Demand Account Activity

Start Date: 7/1/2015 End Date: 6/30/2016

Page: 422
 User: 0

Jnl. Entry	Ref #	Trx. Date	Ledger	Debit Amount	Credit Amount
1142847	163000309 AIRS TA	3/24/2016	300	7,319,603.61	
1142848	163000310 AIRS DE	3/24/2016	300	3,008,775.27	
1142851	163000313 AIRS DE	3/24/2016	300	861,884.31	
1142846	163000308 AIRS TA	3/24/2016	300	21,272.44	
1142845	163000307 AIRS TA	3/24/2016	300	9,692.10	
1142582	163000301	3/24/2016	300	3,438.04	
1142850	163000312 AIRS DE	3/24/2016	300	1,893.95	
1142849	163000311 AIRS DE	3/24/2016	300	1,210.00	
1142852	163000314 AIRS DE	3/24/2016	300	141.00	
1142856	163000304	3/24/2016	300	103.26	
1142584	163000303	3/24/2016	300		10,000,000.00
1142586	163000304	3/24/2016	300		37,786.59
1142999	163000309 AIRS TA	3/25/2016	300	5,846,514.77	
1143217	163000302	3/25/2016	300	3,223,159.34	
1143227	163000310 AIRS DE	3/25/2016	300	2,219,770.26	
1143228	163000311 AIRS DE	3/25/2016	300	1,059,606.00	
1143225	163000308 AIRS TA	3/25/2016	300	45,889.95	
1143231	163000313 AIRS DE	3/25/2016	300	13,966.47	
1143224	163000307 AIRS TA	3/25/2016	300	7,458.00	
1143216	163000301	3/25/2016	300	3,509.97	
1143232	163000314 AIRS DE	3/25/2016	300	2,529.00	
1143230	163000312 AIRS DE	3/25/2016	300	2,240.57	
1143220	163000303	3/25/2016	300		22,000,000.00
1143222	163000304	3/25/2016	300		91,647.91
1143645	163000309 AIRS TA	3/28/2016	300	11,747,770.56	
1143675	163000310 AIRS DE	3/28/2016	300	2,014,026.26	
1143423	163000302	3/28/2016	300	1,748,858.61	
1143678	163000313 AIRS DE	3/28/2016	300	63,387.86	
1143676	163000311 AIRS DE	3/28/2016	300	54,128.78	
1143643	163000308 AIRS TA	3/28/2016	300	8,110.67	
1143427	163000307 AIRS TA	3/28/2016	300	4,418.70	
1143677	163000312 AIRS DE	3/28/2016	300	3,473.63	
1143420	163000301	3/28/2016	300	3,350.00	
1143679	163000314 AIRS DE	3/28/2016	300	176.00	
1143424	163000303	3/28/2016	300		13,000,000.00
1143425	163000304	3/28/2016	300		1,940.60
1143820	163000309 AIRS TA	3/29/2016	300	4,049,908.33	
1143821	163000310 AIRS DE	3/29/2016	300	2,448,737.93	
1143810	163000302	3/29/2016	300	1,480,285.25	
1143822	163000311 AIRS DE	3/29/2016	300	46,940.93	
1144189	Back Out Journal Er	3/29/2016	300	20,522.06	
1143824	163000313 AIRS DE	3/29/2016	300	12,878.00	
1143818	163000307 AIRS TA	3/29/2016	300	12,685.20	
1143819	163000308 AIRS TA	3/29/2016	300	9,971.73	
1143825	163000314 AIRS DE	3/29/2016	300	4,800.00	
1143809	163000301	3/29/2016	300	2,751.04	
1143823	163000312 AIRS DE	3/29/2016	300	2,590.52	
1144111	163000303	3/29/2016	300		20,522.06
1144113	163000305	3/29/2016	300		15,000,000.00
1143830	163000303	3/29/2016	300		20,522.06
1144526	163000309 AIRS TA	3/30/2016	300	3,830,741.25	
1144522	163000302	3/30/2016	300	1,917,183.71	
1144528	163000311 AIRS DE	3/30/2016	300	1,851,752.87	
1144531	163000314 AIRS DE	3/30/2016	300	67,109.03	
1144529	163000312 AIRS DE	3/30/2016	300	10,217.88	
1144521	163000301	3/30/2016	300	5,878.95	

Run Date: 6/30/2016
 Run Time: 2:55:37PM

Demand Account Activity

Page: 423
 User: 0

Start Date: 7/1/2015 End Date: 6/30/2016

Jnl. Entry	Ref #	Trx. Date	Ledger	Debit Amount	Credit Amount
1144524	163000307 AIRS TA	3/30/2016	300	3,738.90	
1144534	163000315 AIRS DE	3/30/2016	300	2,849.00	
1144530	163000313 AIRS DE	3/30/2016	300	1,839.78	
1144525	163000308 AIRS TA	3/30/2016	300	1,111.95	
1144527	163000310 AIRS TA	3/30/2016	300	122.00	
1144543	163000303	3/30/2016	300		4,286.06
1145819	163000305CHECK ;	3/31/2016	300	6,924,285.31	
1145821	163000306SROAIR;	3/31/2016	300	3,213,588.41	
1145807	163000302	3/31/2016	300	1,340,771.55	
1145827	163000309CHECK ;	3/31/2016	300	430,040.19	
1145818	163000304CASH OI	3/31/2016	300	16,978.91	
1145813	163000303SRO AIR	3/31/2016	300	10,309.20	
1145825	163000308CASH OI	3/31/2016	300	7,618.59	
1145804	163000301	3/31/2016	300	3,121.36	
1145809	163000311	3/31/2016	300	1,100.00	
1145823	163000307OTHER /	3/31/2016	300	225.00	
1145812	163000312	3/31/2016	300	13.20	
1145793	162700303	3/31/2016	300		8,000,000.00
1145808	163000310	3/31/2016	300		9,000,000.00
1145907	163000313	3/31/2016	300		3,217.00
1146559	163000402	4/1/2016	300	4,949,933.08	
1146558	163000401	4/1/2016	300	4,945.54	
1146628	163000404	4/1/2016	300		11,000,000.00
1146560	163000403	4/1/2016	300		2,316.56
1146681	163000409 AIRS DE	4/4/2016	300	4,521,002.60	
1146680	163000408 AIRS DE	4/4/2016	300	4,478,037.41	
1146676	163000402	4/4/2016	300	1,203,629.68	
1146679	163000407 AIRS TA	4/4/2016	300	21,888.90	
1146682	1693000410 AIRS C	4/4/2016	300	8,492.31	
1146674	163000401	4/4/2016	300	2,214.98	
1146705	163000403	4/4/2016	300		5,000,000.00
1146713	163000404	4/4/2016	300		11,723.00
1147424	163000409 AIRS TA	4/5/2016	300	4,969,751.30	
1147417	163000403	4/5/2016	300	3,430,642.33	
1147426	163000411 AIRS DE	4/5/2016	300	2,469,486.81	
1147429	163000414 AIRS DE	4/5/2016	300	14,983.88	
1147422	163000407 AIRS TA	4/5/2016	300	9,226.80	
1147430	163000415 AIRS DE	4/5/2016	300	7,294.00	
1147423	163000408 AIRS TA	4/5/2016	300	5,435.69	
1147410	163000401	4/5/2016	300	5,343.38	
1147427	163000412 AIRS DE	4/5/2016	300	1,710.00	
1147428	163000413 AIRS DE	4/5/2016	300	1,656.57	
1147425	163000410 AIRS TA	4/5/2016	300	697.00	
1147416	163000402	4/5/2016	300	375.00	
1147436	163000401 RETUR	4/5/2016	300		9,394.00
1147418	163000404	4/5/2016	300		10,000,000.00
1147542	163000402	4/6/2016	300	6,404,352.64	
1147548	163000411 AIRS DE	4/6/2016	300	3,610,800.91	
1147546	163000409 AIRS TA	4/6/2016	300	2,406,914.14	
1147551	163000414 AIRS DE	4/6/2016	300	824,640.85	
1147545	163000408	4/6/2016	300	13,027.31	
1147544	163000407 AIRS TA	4/6/2016	300	12,493.80	
1147547	163000410 AIRS TA	4/6/2016	300	10,000.00	
1147541	163000401	4/6/2016	300	9,674.71	
1147550	163000413 AIRS DE	4/6/2016	300	9,234.53	
1147753	163000415 AIRS DE	4/6/2016	300	1,458.25	

Run Date: 6/30/2016
 Run Time: 2:55:37PM

Demand Account Activity

Start Date: 7/1/2015 End Date: 6/30/2016

Page: 424
 User: 0

Jnl. Entry	Ref #	Trx. Date	Ledger	Debit Amount	Credit Amount
1147549	163000412 AIRS D€	4/6/2016	300	475.00	
1147804	163000403	4/6/2016	300		418.50
1147973	163000409 AIRS TA	4/7/2016	300	6,703,814.56	
1147968	163000403	4/7/2016	300	4,217,977.25	
1147974	163000410 AIRS D€	4/7/2016	300	3,189,183.66	
1147977	163000413 AIRS D€	4/7/2016	300	350,318.56	
1147971	163000407 AIRS TA	4/7/2016	300	6,794.70	
1147978	163000414 AIRS D€	4/7/2016	300	3,240.50	
1147976	163000412 AIRS D€	4/7/2016	300	3,149.80	
1147964	163000401	4/7/2016	300	3,109.05	
1147972	163000408 AIRS TA	4/7/2016	300	2,422.31	
1147967	163000402	4/7/2016	300	500.00	
1147975	163000411 AIRS D€	4/7/2016	300	350.00	
1147969	163000404	4/7/2016	300		11,000,000.00
1147994	163000405	4/7/2016	300		7,548.75
1148397	163000409 AIRS TA	4/8/2016	300	6,367,690.21	
1148398	163000410 AIRS D€	4/8/2016	300	2,359,863.54	
1148385	163000402	4/8/2016	300	1,563,775.84	
1148768	Correct Journal Entr	4/8/2016	300	525,101.65	
1148396	163000408 AIRS TA	4/8/2016	300	13,312.41	
1148395	163000407 AIRS TA	4/8/2016	300	12,305.70	
1148399	163000411 AIRS D€	4/8/2016	300	11,677.02	
1148884	Back Out Journal Er	4/8/2016	300	7,039.49	
1148378	163000401	4/8/2016	300	1,919.95	
1148400	163000412 AIRS D€	4/8/2016	300	1,677.20	
1148401	163000413 AIRS D€	4/8/2016	300	168.00	
1148402	163000414 AIRS D€	4/8/2016	300	168.00	
1148386	163000403	4/8/2016	300		14,000,000.00
1148387	163000404	4/8/2016	300		14,000,000.00
1148590	163000405	4/8/2016	300		7,039.49
1148755	Back Out Journal Er	4/8/2016	300		168.00
1148885	Correct Journal Entr	4/8/2016	300		7,039.45
1148892	163000409 AIRS TA	4/11/2016	300	4,438,835.07	
1148888	163000402	4/11/2016	300	4,101,470.80	
1148893	163000410 AIRS D€	4/11/2016	300	2,001,118.12	
1148896	163000413 AIRS D€	4/11/2016	300	95,058.19	
1148894	163000411 AIRS D€	4/11/2016	300	42,765.89	
1148891	163000408 AIRS TA	4/11/2016	300	11,837.66	
1148895	163000412 AIRS D€	4/11/2016	300	9,279.54	
1148890	163000407 AIRS TA	4/11/2016	300	4,501.20	
1148887	163000401	4/11/2016	300	4,224.94	
1148897	163000414 AIRS D€	4/11/2016	300	90.00	
1148903	163000403	4/11/2016	300		11,000,000.00
1149276	163000404	4/11/2016	300		604.00
1149309	163000402	4/12/2016	300	5,490,733.18	
1149314	163000409 AIRS TA	4/12/2016	300	5,221,135.41	
1149315	163000410 AIRS D€	4/12/2016	300	2,069,716.41	
1149318	163000413 AIRS D€	4/12/2016	300	43,695.69	
1149316	163000411 AIRS D€	4/12/2016	300	43,366.50	
1149312	163000407 AIRS TA	4/12/2016	300	12,183.60	
1149320	163000414 AIRS D€	4/12/2016	300	8,891.00	
1149313	163000408 AIRS TA	4/12/2016	300	7,829.22	
1149317	163000412 AIRS D€	4/12/2016	300	3,604.21	
1149308	163000401	4/12/2016	300	3,474.50	
1149616	163000404	4/12/2016	300		11,000,000.00
1149326	163000403	4/12/2016	300		1,448.00

Run Date: 6/30/2016
 Run Time: 2:55:37PM

Demand Account Activity

Start Date: 7/1/2015 End Date: 6/30/2016

Page: 425
 User: 0

Jnl. Entry	Ref #	Trx. Date	Ledger	Debit Amount	Credit Amount
1149746	163000409 AIRS TA	4/13/2016	300	6,698,254.67	
1149741	163000402	4/13/2016	300	3,438,272.68	
1149747	163000410 AIRS DE	4/13/2016	300	2,485,255.90	
1149750	163000413 AIRS DE	4/13/2016	300	321,923.88	
1149744	163000408 AIRS TA	4/13/2016	300	14,447.63	
1149749	163000412 AIRS DE	4/13/2016	300	5,749.61	
1149743	163000407 AIRS TA	4/13/2016	300	5,078.70	
1149740	163000401	4/13/2016	300	3,169.34	
1149748	163000411 AIRS DE	4/13/2016	300	1,284.00	
1149755	163000403	4/13/2016	300		9,830.32
1150154	163000405	4/13/2016	300		13,000,000.00
1151259	163000409	4/14/2016	300	10,593,625.32	
1150186	163000402	4/14/2016	300	10,243,350.56	
1151260	163000410 AIRS DE	4/14/2016	300	2,869,046.51	
1151263	163000413 AIRS DE	4/14/2016	300	515,924.00	
1151257	163000407 AIRS TA	4/14/2016	300	7,517.40	
1151258	163000408 AIRS TA	4/14/2016	300	5,353.85	
1151264	163000414 AIRS DE	4/14/2016	300	4,758.00	
1151262	163000412 AIRS DE	4/14/2016	300	4,709.03	
1150185	163000401	4/14/2016	300	4,168.15	
1151261	163000411 AIRS DE	4/14/2016	300	525.00	
1151270	163000403	4/14/2016	300		10,623.59
1151767	163000403CHECK ;	4/15/2016	300	7,889,179.25	
1151791	163000410	4/15/2016	300	7,339,186.53	
1151768	163000404SRO AIR	4/15/2016	300	2,159,805.63	
1151777	163000407CHECK ;	4/15/2016	300	1,027,829.62	
1151775	163000405OTHERA	4/15/2016	300	24,684.08	
1151776	163000406CASH OI	4/15/2016	300	14,240.40	
1151766	163000402CASH OI	4/15/2016	300	13,801.32	
1151787	163000408FOREIGI	4/15/2016	300	8,659.47	
1151790	163000409	4/15/2016	300	5,913.73	
1151759	163000401 SRO AIF	4/15/2016	300	3,969.90	
1151792	163000411	4/15/2016	300	50.00	
1151794	163000412	4/15/2016	300		4,873.29
1151808	162700404	4/15/2016	300		13,000,000.00
1151821	162700409	4/15/2016	300		24,000,000.00
1152272	163000403CHECK ;	4/18/2016	300	15,058,738.99	
1152280	163000410	4/18/2016	300	3,312,864.96	
1152371	Correct Journal Entr	4/18/2016	300	3,312,864.96	
1152273	163000404SRO AIR	4/18/2016	300	2,078,958.81	
1152276	163000407CHECK ;	4/18/2016	300	958,707.37	
1152274	163000405OTHER /	4/18/2016	300	36,059.64	
1151921	163000401SRO EF	4/18/2016	300	6,669.30	
1152271	163000402CASH OI	4/18/2016	300	5,910.69	
1152279	163000409	4/18/2016	300	4,344.89	
1152275	163000406CASH OI	4/18/2016	300	495.97	
1152278	163000408FOREIGI	4/18/2016	300	18.00	
1152296	163000411	4/18/2016	300		5,964.03
1152302	163000412	4/18/2016	300		19,000,000.00
1152339	Back Out Journal Er	4/18/2016	300		3,312,864.96
1152703	163000403	4/19/2016	300	28,835,903.83	
1152708	163000409 AIRS TA	4/19/2016	300	9,747,434.49	
1152709	163000410 AIRS DE	4/19/2016	300	2,002,875.98	
1152713	163000413 AIRS DE	4/19/2016	300	385,088.33	
1152706	163000407 AIRS TA	4/19/2016	300	19,882.50	
1152707	163000408 AIRS TA	4/19/2016	300	13,424.28	

Run Date: 6/30/2016
 Run Time: 2:55:37PM

Demand Account Activity

Start Date: 7/1/2015 End Date: 6/30/2016

Page: 426
 User: 0

Jnl. Entry	Ref #	Trx. Date	Ledger	Debit Amount	Credit Amount
1152715	163000414 AIRS D€	4/19/2016	300	5,029.00	
1152590	163000401	4/19/2016	300	2,246.97	
1152712	163000412 AIRS D€	4/19/2016	300	507.07	
1152710	163000411 AIRS D€	4/19/2016	300	475.00	
1152701	163000402	4/19/2016	300	178.00	
1152793	163000404	4/19/2016	300		2,935.85
1152794	163000406	4/19/2016	300		23,000,000.00
1152861	163000415	4/19/2016	300		36,000,000.00
1152887	163000409 AIRS TA	4/20/2016	300	13,384,284.51	
1152881	163000402	4/20/2016	300	3,673,474.48	
1152889	163000411 AIRS D€	4/20/2016	300	2,413,791.29	
1152886	163000408 AIRS TA	4/20/2016	300	20,892.84	
1152885	163000407 AIRS TA	4/20/2016	300	6,741.90	
1152891	163000413 AIRS D€	4/20/2016	300	3,926.30	
1152880	163000401	4/20/2016	300	3,122.25	
1152890	163000412 AIRS D€	4/20/2016	300	425.00	
1152888	163000410 AIRS TA	4/20/2016	300	145.00	
1153155	163000404	4/20/2016	300		19,000,000.00
1152896	163000403	4/20/2016	300		4,395.12
1153572	163000409 AIRS TA	4/21/2016	300	26,444,945.01	
1153565	163000402	4/21/2016	300	5,267,841.42	
1153573	163000410 AIRS D€	4/21/2016	300	2,616,174.60	
1153571	163000408 AIRS TA	4/21/2016	300	18,762.85	
1153574	163000411 AIRS D€	4/21/2016	300	13,733.00	
1153570	163000407 AIRS TA	4/21/2016	300	7,830.90	
1153575	163000412 AIRS D€	4/21/2016	300	6,346.99	
1153564	163000401	4/21/2016	300	1,519.16	
1153576	163000413 AIRS D€	4/21/2016	300	123.77	
1153566	163000403	4/21/2016	300	70.00	
1153567	163000404	4/21/2016	300		13,149.74
1153686	163000406	4/21/2016	300		34,000,000.00
1153758	163000409 AIRS TA	4/22/2016	300	21,346,249.44	
1153751	163000403	4/22/2016	300	3,456,113.23	
1153760	163000411 AIRS D€	4/22/2016	300	1,999,034.80	
1153763	163000413 AIRS D€	4/22/2016	300	1,439,190.09	
1153761	163000412 AIRS D€	4/22/2016	300	90,040.59	
1153773	163000405	4/22/2016	300	28,777.21	
1153757	163000408 AIRS TA	4/22/2016	300	25,992.73	
1153756	163000407 AIRS TA	4/22/2016	300	6,395.40	
1153764	163000414 AIRS D€	4/22/2016	300	6,089.75	
1153762	163000413 AIRS D€	4/22/2016	300	3,274.43	
1153749	163000401	4/22/2016	300	1,894.71	
1153759	163000410 AIRS TA	4/22/2016	300	1,748.00	
1153752	163000404	4/22/2016	300	1,254.84	
1153750	163000402	4/22/2016	300	110.00	
1153774	163000406	4/22/2016	300		5,589.00
1153791	163000406	4/22/2016	300		29,000,000.00
1154242	163000409 AIRS TA	4/25/2016	300	21,510,797.30	
1154237	163000402	4/25/2016	300	15,239,433.33	
1154243	163000410 AIRS D€	4/25/2016	300	2,025,927.85	
1154241	163000408 AIRS TA	4/25/2016	300	42,575.68	
1154240	163000407 AIRS TA	4/25/2016	300	35,435.40	
1154236	163000401	4/25/2016	300	8,542.85	
1154246	163000413 AIRS D€	4/25/2016	300	6,829.65	
1154247	163000414 AIRS D€	4/25/2016	300	2,434.00	
1154245	163000412 AIRS D€	4/25/2016	300	1,265.75	

Run Date: 6/30/2016
 Run Time: 2:55:37PM

Demand Account Activity

Page: 427
 User: 0

Start Date: 7/1/2015 End Date: 6/30/2016

Jnl. Entry	Ref #	Trx. Date	Ledger	Debit Amount	Credit Amount
1154244	163000411 AIRS D€	4/25/2016	300	710.00	
1154253	163000403	4/25/2016	300		39,000,000.00
1154254	163000404	4/25/2016	300		1,182.35
1154955	163000409 AIRS TA	4/26/2016	300	30,278,736.10	
1154689	163000402	4/26/2016	300	8,469,956.99	
1154956	163000410 AIRS D€	4/26/2016	300	2,390,422.06	
1154957	163000413 AIRS D€	4/26/2016	300	704,971.61	
1154958	163000411 AIRS D€	4/26/2016	300	27,118.59	
1154953	163000408 AIRS TA	4/26/2016	300	26,640.88	
1154983	1626066	4/26/2016	300	8,215.41	
1154948	163000407 AIRS TA	4/26/2016	300	4,831.20	
1154687	163000401	4/26/2016	300	2,853.18	
1154959	163000412 AIRS D€	4/26/2016	300	884.01	
1154961	163000414 AIRS D€	4/26/2016	300	211.00	
1154699	163000403	4/26/2016	300		3,002.00
1155045	163000404	4/26/2016	300		42,000,000.00
1155389	163000409 AIRS TA	4/27/2016	300	40,346,446.70	
1155109	163000402	4/27/2016	300	2,791,774.33	
1155390	163000410 AIRS D€	4/27/2016	300	2,746,510.02	
1155403	163000413 AIRS D€	4/27/2016	300	488,585.84	
1155386	163000407 AIRS TA	4/27/2016	300	9,672.30	
1155387	163000408 AIRS TA	4/27/2016	300	9,395.63	
1155400	163000412 AIRS D€	4/27/2016	300	7,547.35	
1155108	163000401	4/27/2016	300	1,553.20	
1155392	163000411 AIRS D€	4/27/2016	300	375.00	
1155110	163000403	4/27/2016	300		4,669.40
1155499	Correct Journal Entr	4/27/2016	300		46,000,000.00
1155559	163000409 AIRS TA	4/28/2016	300	35,446,962.42	
1155554	163000402	4/28/2016	300	8,468,260.78	
1155560	163000410 AIRS D€	4/28/2016	300	2,601,182.60	
1155561	163000411 AIRS D€	4/28/2016	300	998,924.64	
1155563	163000413 AIRS D€	4/28/2016	300	235,290.76	
1155558	163000408 AIRS TA	4/28/2016	300	7,280.63	
1155557	163000407 AIRS TA	4/28/2016	300	7,170.90	
1155562	163000412 AIRS D€	4/28/2016	300	3,278.04	
1155564	163000414 AIRS D€	4/28/2016	300	2,657.25	
1155551	163000401	4/28/2016	300	1,984.52	
1155580	163000403	4/28/2016	300		12,957.00
1156646	162700405	4/28/2016	300		47,000,000.00
1157488	163000405CHECK2	4/29/2016	300	51,907,042.37	
1157478	163000412	4/29/2016	300	6,675,345.76	
1157489	163000406SRO AIR	4/29/2016	300	2,113,015.59	
1157492	163000409CHECK2	4/29/2016	300	41,587.63	
1157490	163000407OTHEWF	4/29/2016	300	21,571.00	
1157487	163000404CASH OI	4/29/2016	300	17,944.47	
1157486	163000403SRO AIR	4/29/2016	300	6,860.70	
1157491	163000408CASH OI	4/29/2016	300	3,010.02	
1157461	163000411	4/29/2016	300	1,252.22	
1157475	162700407	4/29/2016	300		62,000,000.00
1157477	163000410	4/29/2016	300		62,210.10
1157551	163000503	5/2/2016	300	4,100,315.96	
1157549	163000501	5/2/2016	300	2,258.60	
1157550	163000502	5/2/2016	300	30.00	
1157760	163000504	5/2/2016	300		38,927.00
1157761	163000505	5/2/2016	300		6,000,000.00
1158087	163000508 AIRS D€	5/3/2016	300	4,749,309.42	

Run Date: 6/30/2016
 Run Time: 2:55:37PM

Demand Account Activity

Page: 428
 User: 0

Start Date: 7/1/2015 End Date: 6/30/2016

Jnl. Entry	Ref #	Trx. Date	Ledger	Debit Amount	Credit Amount
1158080	163000502	5/3/2016	300	2,581,404.60	
1158089	163000511 AIRS D€	5/3/2016	300	30,362.18	
1158086	163000507 AIRS TA	5/3/2016	300	25,594.80	
1158092	163000512 AIRS D€	5/3/2016	300	5,222.22	
1158079	163000501	5/3/2016	300	3,244.19	
1158081	163000503	5/3/2016	300		3,000,000.00
1158082	163000504	5/3/2016	300		28,866.15
1158536	163000509 AIRS TA	5/4/2016	300	7,584,671.74	
1158529	163000502	5/4/2016	300	3,201,828.50	
1158538	163000511 AIRS D€	5/4/2016	300	2,671,121.94	
1158541	163000514 AIRS D€	5/4/2016	300	30,973.28	
1158535	163000508 AIRS TA	5/4/2016	300	22,232.37	
1158534	163000507 AIRS TA	5/4/2016	300	7,920.00	
1158527	163000501	5/4/2016	300	6,701.84	
1158542	163000515 AIRS D€	5/4/2016	300	6,278.55	
1158539	163000512 AIRS D€	5/4/2016	300	2,326.01	
1158540	163000513 AIRS D€	5/4/2016	300	2,100.00	
1158537	163000510 AIRS TA	5/4/2016	300	173.00	
1158596	163000504	5/4/2016	300	53.70	
1158528	163000503	5/4/2016	300		53,105.57
1158642	163000505	5/4/2016	300		15,000,000.00
1158904	163000509 AIRS TA	5/5/2016	300	5,407,197.51	
1158907	163000511 AIRS D€	5/5/2016	300	3,278,557.93	
1158704	163000503	5/5/2016	300	3,027,648.41	
1158964	163000514 AIRS D€	5/5/2016	300	313,332.63	
1158707	163000507 AIRS TA	5/5/2016	300	14,295.60	
1158708	163000508 AIRS TA	5/5/2016	300	5,832.89	
1158963	163000513 AIRS D€	5/5/2016	300	5,790.96	
1158702	163000501	5/5/2016	300	4,308.02	
1158962	163000512 AIRS D€	5/5/2016	300	550.00	
1158703	163000502	5/5/2016	300	110.00	
1159009	163000515 AIRS D€	5/5/2016	300	47.00	
1158905	163000510 AIRS TA	5/5/2016	300	11.00	
1159014	163000504	5/5/2016	300		19,314.00
1159139	163000502	5/6/2016	300	10,852,082.56	
1159144	163000511 AIRS D€	5/6/2016	300	2,251,788.06	
1159143	163000509 AIRS TA	5/6/2016	300	2,197,172.42	
1159147	163000514 AIRS D€	5/6/2016	300	73,983.96	
1159142	163000508 AIRS TA	5/6/2016	300	11,127.65	
1159141	163000507 AIRS TA	5/6/2016	300	7,629.60	
1159138	163000501	5/6/2016	300	3,096.57	
1159146	163000513 AIRS D€	5/6/2016	300	1,245.88	
1159145	163000512 AIRS D€	5/6/2016	300	400.00	
1159148	163000515 AIRS D€	5/6/2016	300	246.00	
1159201	163000506	5/6/2016	300	100.00	
1159156	163000501	5/6/2016	300		38,409.68
1159155	163000503	5/6/2016	300		15,000,000.00
1159764	163000502	5/9/2016	300	6,749,042.28	
1159771	163000511 AIRS D€	5/9/2016	300	2,351,804.51	
1159770	163000509 AIRS TA	5/9/2016	300	2,130,309.03	
1159774	163000514 AIRS D€	5/9/2016	300	62,557.71	
1159768	163000507 AIRS TA	5/9/2016	300	10,791.00	
1159763	163000501	5/9/2016	300	4,471.59	
1159769	163000508 AIRS TA	5/9/2016	300	3,059.56	
1159772	163000512 AIRS D€	5/9/2016	300	887.00	
1159773	163000513 AIRS D€	5/9/2016	300	515.42	

Run Date: 6/30/2016
 Run Time: 2:55:37PM

Demand Account Activity

Start Date: 7/1/2015 End Date: 6/30/2016

Page: 429
 User: 0

Jnl. Entry	Ref #	Trx. Date	Ledger	Debit Amount	Credit Amount
1159779	163000504	5/9/2016	300		44,333.79
1159765	163000503	5/9/2016	300		16,000,000.00
1160186	163000512 AIRS D€	5/10/2016	300	4,617,605.54	
1159899	163000502	5/10/2016	300	3,067,021.14	
1160184	163000509 AIRS TA	5/10/2016	300	2,158,628.40	
1160185	163000511 AIRS D€	5/10/2016	300	1,954,202.32	
1160182	163000508 AIRS TA	5/10/2016	300	6,170.79	
1160173	163000507 AIRS TA	5/10/2016	300	5,217.30	
1159898	163000501	5/10/2016	300	2,998.59	
1160188	163000514 AIRS D€	5/10/2016	300	1,869.47	
1160187	163000513 AIRS D€	5/10/2016	300	554.33	
1160189	163000515 AIRS D€	5/10/2016	300	208.00	
1159900	163000503	5/10/2016	300		11,000,000.00
1160246	163000504	5/10/2016	300		1,604.63
1160563	163000502	5/11/2016	300	4,566,850.92	
1160571	163000511 AIRS D€	5/11/2016	300	2,342,921.17	
1160570	163000509 AIRS TA	5/11/2016	300	1,894,630.57	
1160693	Correct Journal Entr	5/11/2016	300	28,815.68	
1160569	163000508 AIRS TA	5/11/2016	300	13,294.35	
1160568	163000507 AIRS TA	5/11/2016	300	10,659.00	
1160573	163000513 AIRS D€	5/11/2016	300	4,588.48	
1160572	163000512 AIRS D€	5/11/2016	300	4,491.30	
1160322	163000501	5/11/2016	300	3,060.82	
1160574	163000514 AIRS D€	5/11/2016	300	2,815.68	
1160581	163000503	5/11/2016	300		8,641.46
1160687	Back Out Journal Er	5/11/2016	300		2,815.68
1161805	163000509 AIRS TA	5/12/2016	300	3,874,037.50	
1161797	163000503	5/12/2016	300	3,744,401.70	
1161806	163000510 AIRS D€	5/12/2016	300	2,390,890.97	
1161810	163000513 AIRS D€	5/12/2016	300	19,997.06	
1161803	163000507 AIRS TA	5/12/2016	300	16,374.60	
1161808	163000512	5/12/2016	300	4,837.39	
1161795	163000501	5/12/2016	300	2,728.83	
1161807	163000511 AIRS D€	5/12/2016	300	1,376.00	
1161811	163000514 AIRS D€	5/12/2016	300	558.50	
1161799	163000505	5/12/2016	300	434.06	
1161796	163000502	5/12/2016	300	10.00	
1161798	163000504	5/12/2016	300		12,000,000.00
1161800	163000506	5/12/2016	300		11,908.47
1161972	163000502	5/13/2016	300	2,648,859.49	
1161985	163000510 AIR DSM	5/13/2016	300	2,017,268.68	
1161983	163000509 AIRS TA	5/13/2016	300	1,891,634.05	
1161989	163000513 AIRS D€	5/13/2016	300	120,452.24	
1161981	163000508 AIRS TA	5/13/2016	300	9,587.71	
1161979	163000507 AIRS TA	5/13/2016	300	6,840.40	
1162368	1627780	5/13/2016	300	4,971.81	
1161988	163000512 AIRS D€	5/13/2016	300	2,652.64	
1161971	163000501	5/13/2016	300	1,689.65	
1162396	Correct Journal Entr	5/13/2016	300	575.00	
1161974	163000503	5/13/2016	300		9,000,000.00
1162001	163000504	5/13/2016	300		3,138.62
1162671	163000502	5/16/2016	300	3,280,803.25	
1162681	163000509 AIRS TA	5/16/2016	300	2,317,423.82	
1162683	163000511 AIRS D€	5/16/2016	300	2,187,757.79	
1162684	163000512 AIRS D€	5/16/2016	300	48,931.26	
1162686	163000514 AIRS D€	5/16/2016	300	38,537.97	

Run Date: 6/30/2016
 Run Time: 2:55:37PM

Demand Account Activity

Page: 430
 User: 0

Start Date: 7/1/2015 End Date: 6/30/2016

Jnl. Entry	Ref #	Trx. Date	Ledger	Debit Amount	Credit Amount
1162685	163000513 AIRS D€	5/16/2016	300	18,787.09	
1162680	163000508 AIRS TA	5/16/2016	300	13,938.74	
1162679	163000507 AIRS TA	5/16/2016	300	9,101.40	
1162682	163000510 AIRS TA	5/16/2016	300	2,500.00	
1162669	163000501	5/16/2016	300	2,241.00	
1162694	163000504	5/16/2016	300		1,202.00
1162673	163000503	5/16/2016	300		10,000,000.00
1162815	163000509 AIRS TA	5/17/2016	300	2,638,416.24	
1162810	163000503	5/17/2016	300	2,514,639.36	
1162816	163000510 AIRS D€	5/17/2016	300	1,717,410.61	
1162819	163000513 AIRS D€	5/17/2016	300	68,069.76	
1162813	163000507 AIRS TA	5/17/2016	300	5,606.70	
1162818	163000512 AIRS D€	5/17/2016	300	4,734.28	
1162814	163000508 AIRS TA	5/17/2016	300	2,344.82	
1162808	163000501	5/17/2016	300	2,299.14	
1162817	163000511 AIRS D€	5/17/2016	300	1,125.00	
1162809	163000502	5/17/2016	300	10.00	
1162811	163000504	5/17/2016	300		6,000,000.00
1163741	Correct Journal Entr	5/17/2016	300		5,197.64
1164227	163000509 AIRS TA	5/18/2016	300	2,518,248.89	
1164228	163000510 AIRS D€	5/18/2016	300	2,256,446.24	
1163802	163000502	5/18/2016	300	1,442,872.28	
1164231	163000513 AIRS D€	5/18/2016	300	81,159.23	
1164229	163000511 AIRS D€	5/18/2016	300	14,360.29	
1164225	163000507 AIRS TA	5/18/2016	300	13,114.20	
1164230	163000512 AIRS D€	5/18/2016	300	3,385.89	
1163794	163000501	5/18/2016	300	3,348.96	
1164226	163000508 AIRS TA	5/18/2016	300	1,407.97	
1164232	163000514 AIRS D€	5/18/2016	300	243.25	
1164151	163000503	5/18/2016	300		9,000,000.00
1164152	163000504	5/18/2016	300		13,503.00
1164674	163000502	5/19/2016	300	6,207,913.07	
1164689	163000505CHECK2	5/19/2016	300	6,195,925.15	
1164692	163000506SRO AIR	5/19/2016	300	2,460,479.74	
1164699	163000509CHECK2	5/19/2016	300	105,544.74	
1164687	163000504CASH OI	5/19/2016	300	7,349.70	
1164678	163000503SROAIR!	5/19/2016	300	4,957.10	
1164662	163000501	5/19/2016	300	3,253.89	
1164697	163000508CASH OI	5/19/2016	300	330.21	
1164694	163000507OTHER /	5/19/2016	300	275.00	
1164701	163000570FOREIGI	5/19/2016	300	120.20	
1164676	162700503	5/19/2016	300		6,000,000.00
1164712	163000511	5/19/2016	300		1,233.50
1165159	163000509 AIRS TA	5/20/2016	300	4,567,089.01	
1165161	163000511 AIRS D€	5/20/2016	300	2,338,976.97	
1165128	163000502	5/20/2016	300	1,934,300.74	
1165164	163000514 AIRS D€	5/20/2016	300	106,467.58	
1165158	163000508 AIRS TA	5/20/2016	300	14,163.50	
1165162	163000512 AIRS D€	5/20/2016	300	10,252.97	
1165157	163000507 AIRS TA	5/20/2016	300	9,282.90	
1165127	163000501	5/20/2016	300	2,934.35	
1165163	163000513 AIRS D€	5/20/2016	300	2,152.69	
1165160	163000510 AIRS TA	5/20/2016	300	880.00	
1165165	163000515 AIRS D€	5/20/2016	300	12.00	
1165129	163000503	5/20/2016	300		7,000,000.00
1165130	163000504	5/20/2016	300		4,463.00

Run Date: 6/30/2016
 Run Time: 2:55:37PM

Demand Account Activity

Start Date: 7/1/2015 End Date: 6/30/2016

Page: 431
 User: 0

Jnl. Entry	Ref #	Trx. Date	Ledger	Debit Amount	Credit Amount
1165299	163000503	5/23/2016	300	11,624,765.47	
1165305	163000509 AIRS TA	5/23/2016	300	4,038,248.82	
1165306	163000510 AIRS D€	5/23/2016	300	2,139,592.61	
1165309	163000513 AIRS D€	5/23/2016	300	72,686.83	
1165303	163000507 AIRS TA	5/23/2016	300	15,424.20	
1165308	163000512 AIRS D€	5/23/2016	300	4,256.39	
1165295	163000501	5/23/2016	300	3,769.03	
1165304	163000508 AIRS TA	5/23/2016	300	3,441.41	
1165307	163000511 AIRS D€	5/23/2016	300	650.00	
1165298	163000502	5/23/2016	300	20.00	
1165589	163000505	5/23/2016	300		2,200.29
1165300	163000504	5/23/2016	300		15,000,000.00
1166078	163000502	5/24/2016	300	5,483,209.92	
1166138	163000509 AIRS TA	5/24/2016	300	3,481,114.99	
1166140	163000510 AIRS D€	5/24/2016	300	1,948,523.16	
1166147	163000513 AIRS D€	5/24/2016	300	170,342.46	
1166130	163000507 AIRS TA	5/24/2016	300	11,368.50	
1166136	163000508 AIRS TA	5/24/2016	300	10,126.97	
1166144	163000512 AIRS D€	5/24/2016	300	4,141.00	
1166077	163000501	5/24/2016	300	1,787.53	
1166142	163000511 AIRS D€	5/24/2016	300	1,100.00	
1166149	163000514 AIRS D€	5/24/2016	300	24.00	
1166079	163000503	5/24/2016	300		2,070.00
1166080	163000504	5/24/2016	300		9,000,000.00
1166547	163000509 AIRS TA	5/25/2016	300	4,023,170.41	
1166549	163000511 AIRS D€	5/25/2016	300	2,505,504.21	
1166539	163000502	5/25/2016	300	1,719,825.65	
1166559	163000514 AIRS D€	5/25/2016	300	47,565.42	
1166448	163000501	5/25/2016	300	11,726.18	
1166543	163000507 AIRS TA	5/25/2016	300	6,583.50	
1166553	163000513 AIRS D€	5/25/2016	300	4,986.92	
1166550	163000512 AIRS D€	5/25/2016	300	4,393.20	
1166545	163000508 AIRS TA	5/25/2016	300	4,196.44	
1166548	163000510 AIRS TA	5/25/2016	300	1,100.00	
1166540	163000503	5/25/2016	300		17,000,000.00
1166541	163000504	5/25/2016	300		777.28
1166758	163000509 AIRS TA	5/26/2016	300	7,871,209.70	
1166753	163000503	5/26/2016	300	6,629,717.15	
1166759	163000510 AIRS D€	5/26/2016	300	2,971,095.20	
1166762	163000513 AIRS D€	5/26/2016	300	207,890.25	
1166757	163000508 AIRS TA	5/26/2016	300	30,930.07	
1166756	163000507 AIRS TA	5/26/2016	300	14,226.30	
1166751	163000501	5/26/2016	300	4,571.63	
1166760	163000511 AIRS D€	5/26/2016	300	550.00	
1166761	163000512 AIRS D€	5/26/2016	300	516.00	
1166752	163000502	5/26/2016	300	60.00	
1167850	163000505	5/26/2016	300	55.25	
1166763	163000514 AIRS D€	5/26/2016	300	44.50	
1166754	163000504	5/26/2016	300		4,408.03
1167903	163000509 AIRS TA	5/27/2016	300	5,819,332.26	
1167905	163000510 AIRS D€	5/27/2016	300	1,988,990.32	
1167898	163000502	5/27/2016	300	1,723,326.94	
1168119	163000513 AIRS D€	5/27/2016	300	280,507.31	
1167906	163000511 AIRS D€	5/27/2016	300	75,319.88	
1167902	163000508 AIRS TA	5/27/2016	300	12,494.56	
1167901	163000507 AIRS TA	5/27/2016	300	6,114.90	

Run Date: 6/30/2016
 Run Time: 2:55:37PM

Demand Account Activity

Start Date: 7/1/2015 End Date: 6/30/2016

Page: 432
 User: 0

Jnl. Entry	Ref #	Trx. Date	Ledger	Debit Amount	Credit Amount
1167897	163000501	5/27/2016	300	3,199.93	
1168118	163000512 AIRS D€	5/27/2016	300	2,695.73	
1168307	163000504	5/27/2016	300		2,819.20
1167899	163000503	5/27/2016	300		8,000,000.00
1168841	163000506check21	5/31/2016	300	3,545,312.98	
1168837	163000511	5/31/2016	300	2,415,420.33	
1168842	163000507sroairsds	5/31/2016	300	1,993,480.83	
1168843	163000508other airs	5/31/2016	300	868,690.36	
1168846	163000510CHECK2	5/31/2016	300	175,276.33	
1168838	163000504sro airs	5/31/2016	300	12,282.60	
1168839	163000505cash off :	5/31/2016	300	6,298.79	
1168835	163000503	5/31/2016	300	4,001.35	
1168844	163000509cash off :	5/31/2016	300	2,360.94	
1168836	163000502	5/31/2016	300	1,102.00	
1168829	162700508	5/31/2016	300		12,000,000.00
1168830	162700509	5/31/2016	300		18,000,000.00
1168785	163000501	5/31/2016	300		10,952.69
1168982	163000602	6/1/2016	300	3,171,937.65	
1168977	163000601	6/1/2016	300	3,949.26	
1168983	163000603	6/1/2016	300		18,548,234.25
1168984	163000604	6/1/2016	300		8,268.00
1169598	163000608 AIRS D€	6/2/2016	300	5,357,350.34	
1169595	1169595	6/2/2016	300	5,311,164.44	
1169597	163000607 AIRS TA	6/2/2016	300	22,832.70	
1169600	163000610 AIRS D€	6/2/2016	300	4,935.66	
1169599	163000609 AIRS D€	6/2/2016	300	4,587.70	
1169594	163000601	6/2/2016	300	2,380.67	
1169596	163000603	6/2/2016	300		27,357.00
1169758	163000602	6/3/2016	300	3,532,898.67	
1169769	163000611 AIRS D€	6/3/2016	300	3,407,780.53	
1169764	163000509 AIRS TA	6/3/2016	300	2,963,288.08	
1169774	163000612 AIRS D€	6/3/2016	300	1,590,902.10	
1169778	163000611 AIRS D€	6/3/2016	300	86,625.75	
1169760	163000607 AIRS TA	6/3/2016	300	14,388.00	
1169762	163000608 AIRS TA	6/3/2016	300	10,264.23	
1169782	163000612 AIRS D€	6/3/2016	300	3,580.06	
1169756	163000601	6/3/2016	300	2,946.25	
1169776	163000613 AIRS D€	6/3/2016	300	509.48	
1169766	163000510 AIRS TA	6/3/2016	300	304.00	
1170095	163000605	6/3/2016	300	100.00	
1170094	163000604	6/3/2016	300	28.92	
1169788	163000604	6/3/2016	300		6,466.75
1169759	163000603	6/3/2016	300		3,000,000.00
1170191	163000509 AIRS TA	6/6/2016	300	2,877,507.44	
1170193	163000611 AIRS D€	6/6/2016	300	2,769,536.95	
1170184	163000603	6/6/2016	300	2,547,535.03	
1170196	163000611 AIRS D€	6/6/2016	300	601,754.29	
1170194	163000612 AIRS D€	6/6/2016	300	28,408.22	
1170189	163000607 AIRS TA	6/6/2016	300	13,559.70	
1170190	163000608 AIRS TA	6/6/2016	300	11,991.95	
1170195	163000613 AIRS D€	6/6/2016	300	6,504.40	
1170180	163000601	6/6/2016	300	6,295.00	
1170192	163000510 AIRS TA	6/6/2016	300	1,093.00	
1170182	163000602	6/6/2016	300	100.00	
1170197	163000612 AIRS D€	6/6/2016	300	90.20	
1170186	163000604	6/6/2016	300		11,000,000.00

Run Date: 6/30/2016
 Run Time: 2:55:37PM

Demand Account Activity

Start Date: 7/1/2015 End Date: 6/30/2016

Page: 433
 User: 0

Jnl. Entry	Ref #	Trx. Date	Ledger	Debit Amount	Credit Amount
1170203	163000605	6/6/2016	300		12,290.50
1170601	163000602	6/7/2016	300	6,117,107.70	
1170609	163000610 AIRS TA	6/7/2016	300	2,914,970.14	
1170610	163000610 AIRS DE	6/7/2016	300	2,000,002.17	
1170613	163000613 AIRS DE	6/7/2016	300	381,235.96	
1170605	163000607 AIRS TA	6/7/2016	300	10,210.20	
1170612	163000612 AIRS DE	6/7/2016	300	4,562.75	
1170608	163000608 AIRS TA	6/7/2016	300	1,835.20	
1170615	163000614 AIRS DE	6/7/2016	300	1,407.25	
1170600	163000601	6/7/2016	300	1,334.50	
1170611	163000611 AIRS DE	6/7/2016	300	525.00	
1170621	163000604	6/7/2016	300		5,717.34
1170602	163000603	6/7/2016	300		12,000,000.00
1171063	163000509 AIRS TA	6/8/2016	300	3,426,816.27	
1171064	163000610 AIRS DE	6/8/2016	300	2,849,299.37	
1171055	163000602	6/8/2016	300	2,689,867.50	
1171068	163000613 AIRS DE	6/8/2016	300	311,008.15	
1171069	163000614 AIRS DE	6/8/2016	300	311,008.15	
1171060	163000607 AIRS TA	6/8/2016	300	13,101.00	
1171062	163000608 AIRS TA	6/8/2016	300	6,608.69	
1171067	163000612 AIRS DE	6/8/2016	300	2,362.49	
1171065	163000611 AIRS DE	6/8/2016	300	1,915.00	
1171054	163000601	6/8/2016	300	1,882.85	
1171435	163000614 AIRS DE	6/8/2016	300	220.18	
1171080	163000604	6/8/2016	300		4,529.00
1171057	163000603	6/8/2016	300		8,000,000.00
1171431	Back Out Journal Er	6/8/2016	300		311,008.15
1171584	163000509 AIRS TA	6/9/2016	300	5,504,741.12	
1171578	163000602	6/9/2016	300	4,364,897.37	
1172744	Correct Journal Entr	6/9/2016	300	4,364,897.37	
1171585	163000610 AIRS DE	6/9/2016	300	2,749,957.48	
1171589	163000613 AIRS DE	6/9/2016	300	440,322.55	
1171583	163000608 AIRS TA	6/9/2016	300	21,477.73	
1171582	163000607 AIRS TA	6/9/2016	300	9,556.80	
1171588	163000612 AIRS DE	6/9/2016	300	5,464.76	
1171577	163000601	6/9/2016	300	2,170.78	
1171590	163000614 AIRS DE	6/9/2016	300	2,005.19	
1171587	163000611 AIRS DE	6/9/2016	300	625.00	
1171579	163000603	6/9/2016	300		12,000,000.00
1171599	163000604	6/9/2016	300		5,991.60
1172741	Back Out Journal Er	6/9/2016	300		4,364,897.37
1172805	163000603	6/10/2016	300	2,782,767.59	
1173065	163000611 AIRS DE	6/10/2016	300	2,673,457.28	
1173111	163000611 AIRS DE	6/10/2016	300	2,673,457.28	
1173293	Correct Journal Entr	6/10/2016	300	2,473,175.78	
1173156	163000614 AIRS DE	6/10/2016	300	357,443.16	
1173153	163000612 AIRS DE	6/10/2016	300	20,342.23	
1172810	163000607 AIRS TA	6/10/2016	300	18,480.00	
1173154	163000612 AIRS DE	6/10/2016	300	8,150.13	
1173039	163000608 AIRS TA	6/10/2016	300	5,618.48	
1172802	163000601	6/10/2016	300	3,402.90	
1173157	163000615 AIRS DE	6/10/2016	300	729.00	
1172803	163000602	6/10/2016	300	175.00	
1173066	163000610 AIRS TA	6/10/2016	300	161.47	
1172806	163000604	6/10/2016	300		9,000,000.00
1173163	163000605	6/10/2016	300		1,324.23

Run Date: 6/30/2016
 Run Time: 2:55:37PM

Demand Account Activity

Start Date: 7/1/2015 End Date: 6/30/2016

Page: 434
 User: 0

Jnl. Entry	Ref #	Trx. Date	Ledger	Debit Amount	Credit Amount
1173292	Back Out Journal Er	6/10/2016	300		2,673,457.28
1173588	163000609 AIRS TA	6/13/2016	300	3,093,089.62	
1173361	163000602	6/13/2016	300	2,802,968.54	
1173589	163000610 AIRS D€	6/13/2016	300	1,660,431.50	
1174024	163000613 AIRS D€	6/13/2016	300	50,708.02	
1173363	163000607 AIRS TA	6/13/2016	300	16,892.70	
1173651	163000611 AIRS D€	6/13/2016	300	8,540.00	
1173360	163000601	6/13/2016	300	4,124.42	
1173364	163000608 AIRS TA	6/13/2016	300	4,066.78	
1173654	163000612 AIRS D€	6/13/2016	300	3,163.84	
1173362	163000603	6/13/2016	300		13,000,000.00
1174031	163000604	6/13/2016	300		18,340.34
1174180	163000609 AIRS TA	6/14/2016	300	4,487,799.73	
1174166	163000602	6/14/2016	300	2,439,962.15	
1174181	163000610 AIRS D€	6/14/2016	300	2,306,158.50	
1174411	163000613 AIRS D€	6/14/2016	300	300,905.11	
1174410	163000612 AIRS D€	6/14/2016	300	67,501.80	
1174408	163000611 AIRS D€	6/14/2016	300	35,426.93	
1174168	163000607 AIRS TA	6/14/2016	300	7,695.60	
1174165	163000601	6/14/2016	300	3,317.38	
1174179	163000608 AIRS TA	6/14/2016	300	2,984.46	
1174412	163000614 AIRS D€	6/14/2016	300	462.36	
1174492	163000604	6/14/2016	300		9,785.00
1174167	163000603	6/14/2016	300		8,000,000.00
1174897	163000609 AIRS TA	6/15/2016	300	4,011,528.60	
1175005	163000610 AIRS D€	6/15/2016	300	2,339,086.31	
1174644	163000602	6/15/2016	300	2,335,441.85	
1175008	163000613 AIRS D€	6/15/2016	300	289,545.03	
1175007	163000612 AIRS D€	6/15/2016	300	14,752.55	
1174887	163000608 AIRS TA	6/15/2016	300	9,280.19	
1174643	163000601	6/15/2016	300	6,094.90	
1174860	163000607 AIRS TA	6/15/2016	300	4,527.60	
1175006	163000611 AIRS D€	6/15/2016	300	4,149.72	
1175009	163000614 AIRS D€	6/15/2016	300	29.15	
1175024	163000604	6/15/2016	300		9,452.51
1174645	163000603	6/15/2016	300		8,000,000.00
1175158	163000609 AIRS TA	6/16/2016	300	7,739,977.24	
1175162	163000610 AIRS D€	6/16/2016	300	2,791,213.70	
1175150	163000602	6/16/2016	300	1,195,195.49	
1175170	163000613 AIRS D€	6/16/2016	300	183,551.09	
1175165	163000611 AIRS D€	6/16/2016	300	17,740.87	
1175157	163000608 AIRS TA	6/16/2016	300	16,352.75	
1175154	163000607 AIRS TA	6/16/2016	300	10,048.50	
1175168	163000612 AIRS D€	6/16/2016	300	4,787.06	
1175172	163000614 AIRS D€	6/16/2016	300	1,798.14	
1175148	163000601	6/16/2016	300	1,776.68	
1175152	163000603	6/16/2016	300		10,000,000.00
1175183	163000604	6/16/2016	300		1,779.30
1176080	163000609 AIRS TA	6/17/2016	300	18,095,462.21	
1176071	163000602	6/17/2016	300	5,227,836.22	
1176082	163000610 AIRS D€	6/17/2016	300	2,262,773.83	
1176086	163000613 AIRS D€	6/17/2016	300	822,173.78	
1176079	163000608 AIRS TA	6/17/2016	300	6,032.74	
1176077	163000607 AIRS TA	6/17/2016	300	4,313.10	
1176070	163000601	6/17/2016	300	1,693.25	
1176084	163000612 AIRS D€	6/17/2016	300	1,589.46	

Run Date: 6/30/2016
 Run Time: 2:55:37PM

Demand Account Activity

Start Date: 7/1/2015 End Date: 6/30/2016

Page: 435
 User: 0

Jnl. Entry	Ref #	Trx. Date	Ledger	Debit Amount	Credit Amount
1176083	163000611 AIRS D€	6/17/2016	300	500.00	
1176088	163000614 AIRS D€	6/17/2016	300	114.00	
1176073	163000603	6/17/2016	300		9,000,000.00
1176103	163000604	6/17/2016	300		3,727.00
1176353	163000609 AIRS TA	6/20/2016	300	10,470,250.51	
1176344	163000603	6/20/2016	300	2,472,655.12	
1176355	163000611 AIRS D€	6/20/2016	300	1,990,027.06	
1176358	163000614 AIRS D€	6/20/2016	300	64,210.84	
1176357	163000613 AIRS D€	6/20/2016	300	10,420.37	
1176352	163000608 AIRS TA	6/20/2016	300	7,635.89	
1176350	163000607 AIRS TA	6/20/2016	300	6,903.60	
1176340	163000601	6/20/2016	300	2,685.22	
1176356	163000612 AIRS D€	6/20/2016	300	375.00	
1176342	163000602	6/20/2016	300	250.00	
1176354	163000610 AIRS TA	6/20/2016	300	1.00	
1176346	163000604	6/20/2016	300		12,000,000.00
1176721	163000601	6/20/2016	300		4,834.21
1176844	163000609 AIRS TA	6/21/2016	300	16,470,637.77	
1176838	163000603	6/21/2016	300	8,754,941.68	
1176845	163000610 AIRS D€	6/21/2016	300	2,504,033.92	
1176848	163000613 AIRS D€	6/21/2016	300	45,670.97	
1176843	163000608 AIRS TA	6/21/2016	300	17,190.22	
1176842	163000607 AIRS TA	6/21/2016	300	7,685.70	
1176847	163000612 AIRS D€	6/21/2016	300	2,069.35	
1176836	163000601	6/21/2016	300	2,006.51	
1176846	163000611 AIRS D€	6/21/2016	300	950.00	
1176837	163000602	6/21/2016	300	252.00	
1176839	163000604	6/21/2016	300		27,000,000.00
1176853	163000605	6/21/2016	300		10,098.28
1177358	163000609 AIRS TA	6/22/2016	300	22,414,696.48	
1177352	163000602	6/22/2016	300	6,478,858.83	
1177359	163000610 AIRS D€	6/22/2016	300	2,641,648.07	
1177362	163000613 AIRS D€	6/22/2016	300	227,109.75	
1177357	163000608 AIRS TA	6/22/2016	300	28,259.72	
1177360	163000611 AIRS D€	6/22/2016	300	25,421.92	
1177376	1631473	6/22/2016	300	8,361.72	
1177356	163000607 AIRS TA	6/22/2016	300	6,900.30	
1177351	163000601	6/22/2016	300	1,667.29	
1177363	163000614 AIRS D€	6/22/2016	300	923.50	
1177361	163000612 AIRS D€	6/22/2016	300	180.14	
1177718	1636000605	6/22/2016	300	112.80	
1177716	163000604	6/22/2016	300	50.00	
1177719	163000606	6/22/2016	300		7,804.76
1177353	163000603	6/22/2016	300		15,000,000.00
1177893	163000609 AIRS TA	6/23/2016	300	13,151,647.43	
1177887	163000603	6/23/2016	300	9,166,406.93	
1177895	163000611 AIRS D€	6/23/2016	300	3,524,694.26	
1177898	163000614 AIRS D€	6/23/2016	300	340,879.72	
1177891	163000607 AIRS TA	6/23/2016	300	24,677.40	
1177897	163000613 AIRS D€	6/23/2016	300	11,889.16	
1177892	163000608 AIRS TA	6/23/2016	300	8,631.54	
1177885	163000601	6/23/2016	300	2,541.95	
1177894	163000610 AIRS TA	6/23/2016	300	2,000.00	
1177886	163000602	6/23/2016	300	383.00	
1177896	163000612 AIRS D€	6/23/2016	300	300.00	
1177888	163000604	6/23/2016	300		28,000,000.00

Demand Account Activity

Start Date: 7/1/2015 End Date: 6/30/2016

Jnl. Entry	Ref #	Trx. Date	Ledger	Debit Amount	Credit Amount
1179361	163000609 AIRS TA	6/24/2016	300	13,497,942.97	
1179119	163000603	6/24/2016	300	3,783,419.31	
1179418	163000611 AIRS D€	6/24/2016	300	1,935,962.89	
1179421	163000614 AIRS D€	6/24/2016	300	141,655.39	
1179431	163000606	6/24/2016	300	56,230.72	
1179360	163000608 AIRS TA	6/24/2016	300	46,795.44	
1179334	163000607 AIRS TA	6/24/2016	300	8,964.45	
1179427	163000605	6/24/2016	300	5,430.95	
1179420	163000613 AIRS D€	6/24/2016	300	5,375.26	
1179117	163000601	6/24/2016	300	3,951.88	
1179372	163000610 AIRS TA	6/24/2016	300	1,902.00	
1179118	163000602	6/24/2016	300	375.00	
1179432	163000615	6/24/2016	300	286.81	
1179419	163000612 AIRS D€	6/24/2016	300	150.00	
1179434	163000617	6/24/2016	300	77.16	
1179433	163000616	6/24/2016	300	42.22	
1179121	163000604	6/24/2016	300		31,000,000.00
1180162	163000605CHECK2	6/27/2016	300	6,021,832.47	
1180163	163000606SRO AIR	6/27/2016	300	2,421,214.20	
1180158	162700602	6/27/2016	300	1,948,847.14	
1180167	163000609CK21 AIF	6/27/2016	300	68,946.43	
1180160	163000603SRO AIR	6/27/2016	300	13,094.40	
1180164	163000607OTHER /	6/27/2016	300	10,983.48	
1180161	163000604CASH OI	6/27/2016	300	4,450.94	
1179612	163000601	6/27/2016	300	2,003.43	
1180168	163000610FOREIGI	6/27/2016	300	827.40	
1180165	163000608CASH OI	6/27/2016	300	370.00	
1180295	163000611	6/27/2016	300	40.00	
1180171	162700603	6/27/2016	300		12,000,000.00
1180346	163000605check21	6/28/2016	300	3,904,105.60	
1180342	163000602	6/28/2016	300	2,401,222.51	
1180347	163000606sroairs d:	6/28/2016	300	2,287,602.11	
1180348	163000607other airs	6/28/2016	300	863,268.28	
1180350	163000609check21	6/28/2016	300	189,656.29	
1180343	163000603SRO AIR	6/28/2016	300	15,147.00	
1180345	163000604cash off :	6/28/2016	300	9,781.46	
1180349	163000608cash off :	6/28/2016	300	2,202.25	
1180338	163000601	6/28/2016	300	1,758.47	
1181101	163000603	6/29/2016	300	3,174,669.54	
1181231	163000609sroairs d:	6/29/2016	300	2,685,378.66	
1181230	163000608CHECK2	6/29/2016	300	2,256,234.12	
1181241	163000612CHECK2	6/29/2016	300	29,439.76	
1181234	163000610OTHERA	6/29/2016	300	26,040.74	
1181228	163000607CASH OI	6/29/2016	300	10,780.07	
1181207	163000606SRO AIR	6/29/2016	300	8,269.80	
1181028	163000601	6/29/2016	300	5,046.91	
1181236	163000611CASH OI	6/29/2016	300	1,219.45	
1181100	162700602	6/29/2016	300	25.00	
1181104	163000604	6/29/2016	300	13.00	
1181106	163000605	6/29/2016	300		29,800,967.95
1181833	162700602	6/30/2016	300	5,349,667.58	
1181977	Correct Journal Entr	6/30/2016	300	5,349,667.56	
1181837	163000605CHECK2	6/30/2016	300	4,548,733.84	
1181839	163000606SROAIR:	6/30/2016	300	3,498,620.17	
1181843	1630006069check2'	6/30/2016	300	414,050.84	
1181835	163000604CASH OI	6/30/2016	300	36,913.79	

Run Date: 6/30/2016
Run Time: 2:55:37PM

Demand Account Activity

Start Date: 7/1/2015 End Date: 6/30/2016

Page: 437
User: 0

Jnl. Entry	Ref #	Trx. Date	Ledger	Debit Amount	Credit Amount	
1181834	163000603SROAIR!	6/30/2016	300	8,555.25		
1181842	163000608cash offa	6/30/2016	300	4,969.22		
1181530	163000601	6/30/2016	300	2,847.49		
1181841	163000607otherairs	6/30/2016	300	275.00		
1181848	162700603	6/30/2016	300		32,000,000.00	
1181976	Back Out Journal Er	6/30/2016	300		5,349,667.58	
Totals for:			300 - Simmons Pine Bluff	Count: 2,973	3,624,988,223.10	3,682,256,446.98

Run Date: 6/30/2016
 Run Time: 2:55:37PM

Demand Account Activity

Start Date: 7/1/2015 End Date: 6/30/2016

Page: 438
 User: 0

Jnl. Entry	Ref #	Trx. Date	Ledger	Debit Amount	Credit Amount		
<u>310 - First Security Bank</u>							
1054558	1601878	7/27/2015	310	1,183.69			
1066621	1604672	8/26/2015	310	1,147.04			
1078216	1607424	9/28/2015	310	1,147.48			
1091099	1610261	10/29/2015	310	1,110.89			
1098316	1612100	11/19/2015	310	1,111.30			
1108082	152701206	12/17/2015	310		3,000,000.00		
1111301	1615135	12/29/2015	310	1,148.77			
1122044	1617685	1/28/2016	310	594.41			
1127178	1618984	2/11/2016	310	2.67			
1138069	1621840	3/11/2016	310	2.85			
1154986	1626069	4/26/2016	310	2.85			
1162362	1627777	5/13/2016	310	2.67			
1177379	1631476	6/22/2016	310	2.95			
Totals for: 310 - First Security Bank				Count:	13	7,457.57	3,000,000.00

Run Date: 6/30/2016
 Run Time: 2:55:37PM

Demand Account Activity

Start Date: 7/1/2015 End Date: 6/30/2016

Page: 439
 User: 0

Jnl. Entry	Ref #	Trx. Date	Ledger	Debit Amount	Credit Amount
399 - Investment Clearing Account					
1072065	Correct 5/26 CP enti	7/1/2015	399	310,548,130.28	
1072084	Correct 4/2 CP Entry	7/1/2015	399	82,098,285.32	
1072066	Correct Journal Entr	7/1/2015	399	49,937,333.53	
1072104	Correct 5/26 CP	7/1/2015	399	49,937,333.33	
1072329	Correct Feb 2015 Cl	7/1/2015	399	0.01	
1072060	Correct 7/1 CP entry	7/1/2015	399		49,998,916.67
1072053	Back Out Journal Er	7/1/2015	399		310,548,130.28
1072083	Reverse 142700408	7/1/2015	399		82,098,235.32
1072103	Back Out Journal Er	7/1/2015	399		49,937,333.53
1045987	152700616	7/2/2015	399	286,239,381.50	
1045488	152700604	7/2/2015	399	268,925,876.53	
1045487	152700603	7/2/2015	399		41,644,936.94
1045489	152700605	7/2/2015	399		227,368,063.06
1045985	152700614	7/2/2015	399		122,321,921.64
1045986	152700615	7/2/2015	399		163,996,078.36
1046503	152700708	7/6/2015	399	89,990,038.09	
1046501	152700706	7/6/2015	399	37,446,988.33	
1046476	1600035	7/6/2015	399	87,500.00	
1046537	1600070	7/6/2015	399	87,123.47	
1046533	1600069	7/6/2015	399	78,618.50	
1046540	1600071	7/6/2015	399	27,961.91	
1046502	152700707	7/6/2015	399		127,464,988.33
1046505	152700710	7/6/2015	399		87,500.00
1046667	152700713	7/7/2015	399	87,995,619.44	
1046664	152700711	7/7/2015	399	81,443,775.35	
1046989	1600195	7/7/2015	399	4,380.56	
1046666	152700712	7/7/2015	399		169,443,775.35
1047357	152700710	7/8/2015	399	162,873,991.35	
1047380	1600302	7/8/2015	399	12,008.65	
1047354	152700709	7/8/2015	399		63,032,597.23
1047358	152700711	7/8/2015	399		99,853,402.77
1048524	152700708	7/9/2015	399	127,980,748.76	
1048682	152700709	7/9/2015	399	4,999,562.50	
1048683	152700710	7/9/2015	399		132,980,748.76
1049020	152700710	7/10/2015	399	288,675,484.52	
1049046	1600591	7/10/2015	399	24,064.09	
1049014	152700708	7/10/2015	399		206,512,084.23
1049019	152700709	7/10/2015	399		82,187,026.88
1049450	152700702	7/13/2015	399	67,151,546.67	
1049111	1600639	7/13/2015	399	33,750.00	
1049112	1600640	7/13/2015	399	18,375.00	
1049447	1600736	7/13/2015	399	8,453.33	
1049454	152700703	7/13/2015	399		49,998,750.00
1049455	152700704	7/13/2015	399		17,213,375.00
1049907	152700704	7/14/2015	399	1,015,600.00	
1049908	152700705	7/14/2015	399		1,015,600.00
1050350	152700711	7/15/2015	399	49,998,750.00	
1050351	152700712	7/15/2015	399	35,521,742.35	
1050273	1600868	7/15/2015	399	15,625.00	
1050340	1600939	7/15/2015	399	1,250.00	
1050346	152700710	7/15/2015	399		86,714,362.92
1050718	152700703	7/16/2015	399	180,197,612.60	
1050728	152700704	7/16/2015	399	46,353,612.89	
1050791	1601035	7/16/2015	399	46,387.11	
1050703	1600968	7/16/2015	399	39,600.00	

Run Date: 6/30/2016
 Run Time: 2:55:37PM

Demand Account Activity

Start Date: 7/1/2015 End Date: 6/30/2016

Page: 440
 User: 0

Jnl. Entry	Ref #	Trx. Date	Ledger	Debit Amount	Credit Amount
1050729	152700705	7/16/2015	399		226,637,212.60
1051283	152700705	7/17/2015	399	58,458,349.44	
1051337	1601204	7/17/2015	399	41,650.56	
1051247	152700703	7/17/2015	399		26,505,720.00
1051282	152700704	7/17/2015	399		31,994,280.00
1051718	152700703	7/20/2015	399	19,993,300.00	
1051820	153990702	7/20/2015	399	19,993,300.00	
1051709	152700702	7/20/2015	399		19,993,300.00
1051821	153990701	7/20/2015	399		19,993,300.00
1051862	152700705	7/21/2015	399	188,157,014.04	
1052174	152700707	7/21/2015	399	44,059,470.00	
1052221	1601449	7/21/2015	399	40,530.00	
1052172	152700706	7/21/2015	399		212,263,714.04
1052279	153990701	7/21/2015	399		19,993,300.00
1052647	152700711	7/22/2015	399	146,805,398.76	
1052642	152700710	7/22/2015	399	79,614,832.49	
1052526	152700704	7/22/2015	399	527,529.66	
1052525	152700703	7/22/2015	399	482,744.24	
1052609	152700706	7/22/2015	399	126,734.21	
1052669	1601550	7/22/2015	399	71,250.00	
1052654	1601537	7/22/2015	399	1,601.24	
1052649	152700712	7/22/2015	399		226,493,082.49
1054102	152700702	7/23/2015	399	290,437,536.54	
1054081	1601711	7/23/2015	399	12,463.46	
1054103	152700703	7/23/2015	399		275,081,044.67
1054020	152700701	7/23/2015	399		15,368,955.33
1054423	152700702	7/24/2015	399	225,195,983.19	
1054523	1601852	7/24/2015	399	4,016.81	
1054434	152700703	7/24/2015	399		13,998,856.67
1054435	152700709	7/24/2015	399		211,201,143.33
1054886	152700708	7/27/2015	399	33,283,300.12	
1054889	152700709	7/27/2015	399	19,992,650.00	
1054868	1601897	7/27/2015	399	47,500.00	
1054869	1601915	7/27/2015	399	7,350.00	
1054890	152700710	7/27/2015	399		54,988,308.34
1055283	152700707	7/28/2015	399	31,997,333.33	
1055282	152700703	7/28/2015	399		31,997,333.33
1055735	152700706	7/29/2015	399	102,985,641.66	
1055713	152700704	7/29/2015	399	12,933,074.86	
1055752	1602143	7/29/2015	399	14,358.34	
1055733	152700705	7/29/2015	399		115,933,074.86
1055861	152700702	7/30/2015	399	50,835,011.46	
1055885	152700704	7/30/2015	399	38,698,321.17	
1055987	1602330	7/30/2015	399	128,750.00	
1055994	1602335	7/30/2015	399	105,000.00	
1055989	1602332	7/30/2015	399	58,800.00	
1055988	1602331	7/30/2015	399	51,000.00	
1055986	1602329	7/30/2015	399	35,000.00	
1055990	1602333	7/30/2015	399	30,600.00	
1055992	1602334	7/30/2015	399	27,671.88	
1055904	1602252	7/30/2015	399	1,678.83	
1055883	152700703	7/30/2015	399		89,971,833.34
1056668	152700710	7/31/2015	399	63,905,856.67	
1056696	1602469	7/31/2015	399	52,674.99	
1056568	1602393	7/31/2015	399	22,781.87	
1056609	152700708	7/31/2015	399	17,205.59	

Run Date: 6/30/2016
 Run Time: 2:55:37PM

Demand Account Activity

Start Date: 7/1/2015 End Date: 6/30/2016

Page: 441
 User: 0

Jnl. Entry	Ref #	Trx. Date	Ledger	Debit Amount	Credit Amount
1056687	1602466	7/31/2015	399	1,143.33	
1056644	152700709	7/31/2015	399		64,000,000.00
1057112	152700805	8/3/2015	399	164,962,397.22	
1057171	1602563	8/3/2015	399	93,000.00	
1057109	1602508	8/3/2015	399	37,602.78	
1057111	152700804	8/3/2015	399		152,985,237.50
1056844	152700803	8/3/2015	399		12,014,762.50
1057500	152700801	8/4/2015	399	101,050,907.40	
1057551	1602643	8/4/2015	399	4,092.60	
1057501	152700802	8/4/2015	399		96,977,071.39
1057502	152700803	8/4/2015	399		4,077,928.61
1058090	152700805	8/5/2015	399	51,545,914.20	
1058102	1539901	8/5/2015	399	9,970,000.00	
1058089	152700804	8/5/2015	399	6,797,813.42	
1058104	1539902	8/5/2015	399	4,992,500.00	
1058156	1602812	8/5/2015	399	67,744.44	
1058155	1602811	8/5/2015	399	43,085.80	
1058157	1602813	8/5/2015	399	26,372.22	
1058048	152700803	8/5/2015	399		73,443,430.08
1059271	152700801	8/6/2015	399	57,099,127.17	
1059344	152700802	8/6/2015	399	36,994,743.06	
1059327	1602932	8/6/2015	399	5,256.94	
1059345	152700803	8/6/2015	399		94,099,127.17
1059654	152700802	8/7/2015	399	179,472,957.64	
1059690	152700810	8/7/2015	399	12,000,000.00	
1059724	1603076	8/7/2015	399	60,000.00	
1059386	1602966	8/7/2015	399	27,042.36	
1059640	152700801	8/7/2015	399		133,629,689.68
1059656	152700803	8/7/2015	399		57,930,310.32
1060111	152700811	8/10/2015	399	119,023,763.88	
1060113	153990802	8/10/2015	399	25,000,000.00	
1060112	153990801	8/10/2015	399	20,000,000.00	
1060142	1603161	8/10/2015	399	65,000.00	
1060154	1603165	8/10/2015	399	25,277.78	
1060149	1603164	8/10/2015	399	20,555.56	
1060146	1603162	8/10/2015	399	8,236.12	
1060105	152700804	8/10/2015	399		39,887,802.60
1060108	152700805	8/10/2015	399		58,282,724.07
1060109	152700806	8/10/2015	399		65,972,306.67
1066212	CORRECTION FOR	8/11/2015	399	19,792,000.00	
1060596	152700811	8/11/2015	399	1,089,395.77	
1066239	CORRECTION FOR	8/11/2015	399		21,145,837.44
1060957	152700805	8/12/2015	399	15,375,405.78	
1066245	CORRECTION 08/1	8/12/2015	399	6,325,000.00	
1060942	152700804	8/12/2015	399		14,995,666.67
1061014	152700812	8/12/2015	399		254,012.53
1066246	CORRECTION 08/1	8/12/2015	399		6,449,408.88
1061471	152700804	8/13/2015	399	237,384,554.98	
1061564	152700810	8/13/2015	399	180,998,658.50	
1061552	152700805	8/13/2015	399	59,986,233.34	
1104264	399 CORR 081315	8/13/2015	399	269,485.57	
1061433	1603460	8/13/2015	399	38,500.00	
1061529	1603587	8/13/2015	399	13,766.66	
1061556	Back Out Journal Er	8/13/2015	399		237,384,554.98
1066253	CORRECTION 08/1	8/13/2015	399		237,384,554.98
1066259	CORRECTION 08/1	8/13/2015	399		3,922,089.09

Run Date: 6/30/2016
 Run Time: 2:55:37PM

Demand Account Activity

Page: 442
 User: 0

Start Date: 7/1/2015 End Date: 6/30/2016

Jnl. Entry	Ref #	Trx. Date	Ledger	Debit Amount	Credit Amount
1062157	152700812	8/14/2015	399	265,775,495.95	
1066284	CORRECTION 08/1	8/14/2015	399	20,968,500.00	
1062156	1603673	8/14/2015	399	259,504.05	
1062144	152700810	8/14/2015	399		116,966,431.39
1062151	152700811	8/14/2015	399		146,070,687.03
1066279	CORRECTION 08/1	8/14/2015	399		22,465,574.08
1066283	CORRECTION 08/1	8/14/2015	399		1,514,014.17
1062573	152700803	8/17/2015	399	59,866,109.64	
1062507	153990801	8/17/2015	399	50,000,000.00	
1062521	153990802	8/17/2015	399	50,000,000.00	
1089842	CORR 399 0817 01	8/17/2015	399	24,956,250.00	
1089849	CORR 399 0817 03	8/17/2015	399	15,000,000.00	
1089848	CORR 399 0817 02	8/17/2015	399	2,000,000.00	
1062568	1603801	8/17/2015	399	252,500.00	
1062570	1603802	8/17/2015	399	252,500.00	
1062578	1603804	8/17/2015	399	25,890.36	
1062523	152700802	8/17/2015	399		187,380,743.68
1062574	152700804	8/17/2015	399		12,973,967.41
1102569	399 CORRECTION	8/17/2015	399		44,899,119.47
1062905	152700802	8/18/2015	399	122,785,528.94	
1062909	1527000804	8/18/2015	399	112,269,368.68	
1062910	152700805	8/18/2015	399	41,890,613.91	
1062929	1603864	8/18/2015	399	38,017.41	
1062980	1603913	8/18/2015	399	29,998.96	
1063043	1603973	8/18/2015	399	20,175.00	
1062907	152700803	8/18/2015	399		230,560,216.85
1070707	08/18/15 CORRECT	8/18/2015	399		37,677,757.96
1070708	08/18/2015 CORRE	8/18/2015	399		6,850,729.13
1063444	152700804	8/19/2015	399	49,125,111.44	
1063447	152700805	8/19/2015	399		31,993,066.67
1070709	08/19/2015 CORRE	8/19/2015	399		17,132,044.77
1064756	152700804	8/20/2015	399	81,716,605.64	
1064660	152700802	8/20/2015	399	38,740,663.95	
1064804	153990802	8/20/2015	399	25,000,000.00	
1064816	153990807	8/20/2015	399	25,000,000.00	
1064795	153990801	8/20/2015	399	19,965,000.00	
1064810	153990806	8/20/2015	399	15,000,000.00	
1064806	153990803	8/20/2015	399	13,439,912.50	
1064807	153990804	8/20/2015	399	10,000,000.00	
1064809	153990805	8/20/2015	399	7,500,000.00	
1064818	1604241	8/20/2015	399	55,940.27	
1064755	152700803	8/20/2015	399		114,870,888.92
1070740	08/20/15 CORRECT	8/20/2015	399		74,158,202.53
1070741	08/20/15 CORRECT	8/20/2015	399		32,008,578.22
1070742	08/20/15 CORRECT	8/20/2015	399		10,320,625.00
1065243	152700806	8/21/2015	399	161,899,962.77	
1065177	152700804	8/21/2015	399	81,874,497.36	
1065143	153990802	8/21/2015	399	19,990,000.00	
1065142	153990801	8/21/2015	399	15,000,000.00	
1065281	1604368	8/21/2015	399	150,037.23	
1065282	1604369	8/21/2015	399	21,394.36	
1065242	152700805	8/21/2015	399		243,924,497.36
1065351	152700803	8/24/2015	399	168,243,364.40	
1065348	152700802	8/24/2015	399	50,138,182.41	
1065320	1604388	8/24/2015	399	54,380.18	
1065731	1604411	8/24/2015	399	2,255.42	

Run Date: 6/30/2016
 Run Time: 2:55:37PM

Demand Account Activity

Start Date: 7/1/2015 End Date: 6/30/2016

Page: 443
 User: 0

Jnl. Entry	Ref #	Trx. Date	Ledger	Debit Amount	Credit Amount
1065569	152700804	8/24/2015	399		218,438,182.41
1066153	152700802	8/25/2015	399	241,434,176.58	
1066156	152700805	8/25/2015	399	1,583,709.02	
1066230	1604583	8/25/2015	399	20,826.16	
1066233	1604585	8/25/2015	399	20,826.16	
1065853	153990801	8/25/2015	399	19,161.30	
1066232	1604584	8/25/2015	399	5,823.42	
1066152	152700801	8/25/2015	399		39,931,139.80
1066154	152700803	8/25/2015	399		194,082,181.40
1066155	152700804	8/25/2015	399		8,958,215.43
1066573	152700805	8/26/2015	399	272,235,707.79	
1066682	153990806	8/26/2015	399	19,987,500.00	
1066683	153990807	8/26/2015	399	19,986,860.00	
1066684	153990808	8/26/2015	399	15,000,000.00	
1066685	153990809	8/26/2015	399	14,984,550.00	
1066302	1604635	8/26/2015	399	23,292.21	
1066281	1604618	8/26/2015	399	21,124.21	
1066505	Reverse Dup #1604	8/26/2015	399		20,826.16
1066571	152700803	8/26/2015	399		22,758,464.34
1066572	152700804	8/26/2015	399		279,647,177.77
1066662	153990801	8/26/2015	399		14,903,324.36
1066673	153990802	8/26/2015	399		6,034,328.30
1066675	153990803	8/26/2015	399		3,460,909.33
1066676	153990804	8/26/2015	399		9,557,589.60
1066677	153990805	8/26/2015	399		5,962,372.74
1067053	152700805	8/27/2015	399	287,946,500.01	
1067051	152700803	8/27/2015	399	66,701,957.32	
1067076	1604825	8/27/2015	399	3,499.99	
1067052	152700804	8/27/2015	399		283,019,496.71
1067054	152700806	8/27/2015	399		12,059,983.29
1067055	153990801	8/27/2015	399		13,742,234.17
1067056	153990802	8/27/2015	399		2,800,783.41
1067057	153990803	8/27/2015	399		43,029,459.74
1067450	152700804	8/28/2015	399	357,276,219.26	
1071222	08/28/2015 CORREI	8/28/2015	399	14,995,666.67	
1067448	152700803	8/28/2015	399	5,000,000.00	
1067462	1604947	8/28/2015	399	170,780.74	
1067397	1604886	8/28/2015	399	106,256.51	
1067398	1604887	8/28/2015	399	37,500.00	
1067461	1604946	8/28/2015	399	15,722.22	
1067451	152700805	8/28/2015	399		88,632,224.86
1067455	152700811	8/28/2015	399		14,042,876.44
1067465	152700812	8/28/2015	399		6,365,690.71
1067467	152700813	8/28/2015	399		9,238,860.92
1067468	152700814	8/28/2015	399		14,995,603.11
1067402	152700802	8/28/2015	399		244,224,966.18
1067810	152700806	8/31/2015	399	61,978,666.67	
1067824	152700810	8/31/2015	399	56,266,034.94	
1067540	152700804	8/31/2015	399	14,985,000.00	
1067541	152700805	8/31/2015	399	4,964,600.00	
1067916	1605074	8/31/2015	399	290,526.77	
1067905	1605075	8/31/2015	399	286,242.26	
1067807	1604987	8/31/2015	399	21,333.33	
1067855	153990801	8/31/2015	399		57,464,255.45
1067857	153990802	8/31/2015	399		149,441.96
1067858	153990803	8/31/2015	399		1,254,885.49

Run Date: 6/30/2016
 Run Time: 2:55:37PM

Demand Account Activity

Start Date: 7/1/2015 End Date: 6/30/2016

Page: 444
 User: 0

Jnl. Entry	Ref #	Trx. Date	Ledger	Debit Amount	Credit Amount
1067859	153990804	8/31/2015	399		10,249,933.85
1067860	153990805	8/31/2015	399		22,239,793.74
1067861	153990806	8/31/2015	399		46,937,140.42
1068619	153990904	9/2/2015	399	25,000,000.00	
1068616	153990902	9/2/2015	399	24,973,500.00	
1068702	153990905	9/2/2015	399	24,823,000.00	
1068618	153990903	9/2/2015	399	5,021,850.00	
1068710	1605316	9/2/2015	399	509,064.48	
1068607	153990901	9/2/2015	399		80,327,414.48
1068777	152700903	9/3/2015	399	56,787,353.75	
1068778	152700904	9/3/2015	399	12,998,913.06	
1069935	1605435	9/3/2015	399	1,086.94	
1068779	152700905	9/3/2015	399		69,787,353.75
1070293	152700913	9/4/2015	399	73,100,484.92	
1070218	153990903	9/4/2015	399	25,000,000.00	
1070222	153990906	9/4/2015	399	19,994,000.00	
1070223	153990907	9/4/2015	399	15,042,075.00	
1070220	153990904	9/4/2015	399	9,992,000.00	
1070217	153990902	9/4/2015	399	9,958,000.00	
1070225	153990908	9/4/2015	399	7,640,000.00	
1070221	153990905	9/4/2015	399	6,990,550.00	
1070215	153990901	9/4/2015	399	4,984,350.00	
1070341	1605572	9/4/2015	399	33,515.08	
1070292	152700912	9/4/2015	399		51,977,094.44
1070246	152700911	9/4/2015	399		120,986,989.98
1070569	153990901	9/8/2015	399	29,995,433.33	
1070628	153990902	9/8/2015	399	29,497,869.44	
1070715	1605670	9/8/2015	399	6,697.23	
1070705	152700903	9/8/2015	399		59,500,000.00
1071157	152700906	9/9/2015	399	24,986,041.67	
1071208	1605761	9/9/2015	399	13,958.33	
1071216	1605779	9/9/2015	399	4,333.33	
1071144	152700904	9/9/2015	399		5,004,405.56
1071156	152700905	9/9/2015	399		19,995,594.44
1071570	152700903	9/10/2015	399	63,396,027.07	
1071573	152700905	9/10/2015	399	43,969,032.83	
1071627	1605902	9/10/2015	399	229,109.42	
1071577	1605855	9/10/2015	399	20,967.17	
1071572	152700904	9/10/2015	399		107,386,027.07
1071973	152700906	9/11/2015	399	251,533,265.00	
1071988	1605966	9/11/2015	399	48,735.00	
1071969	152700904	9/11/2015	399		157,590,225.00
1071972	152700905	9/11/2015	399		93,991,775.00
1072363	162700910	9/14/2015	399	90,261,148.20	
1072102	162700908	9/14/2015	399	42,232,349.93	
1072405	162700911	9/14/2015	399	25,000,000.00	
1072406	162700912	9/14/2015	399	25,000,000.00	
1072421	1606127	9/14/2015	399	61,533.33	
1072473	1606182	9/14/2015	399	50,000.00	
1072483	1606183	9/14/2015	399	50,000.00	
1072423	1606128	9/14/2015	399	38,851.80	
1072471	1606181	9/14/2015	399	10,950.00	
1072362	162700909	9/14/2015	399		182,643,266.93
1072484	162700915	9/14/2015	399		33.00
1073000	152700902	9/15/2015	399	42,561,969.71	
1072985	153990901	9/15/2015	399	1,997,496.00	

Run Date: 6/30/2016
 Run Time: 2:55:37PM

Demand Account Activity

Start Date: 7/1/2015 End Date: 6/30/2016

Page: 445
 User: 0

Jnl. Entry	Ref #	Trx. Date	Ledger	Debit Amount	Credit Amount
1073078	1606277	9/15/2015	399	6,504.00	
1073008	152700904	9/15/2015	399		49,979,080.56
1073507	152700905	9/16/2015	399	182,520,426.18	
1073603	1539902	9/16/2015	399	9,994,763.89	
1073700	1606429	9/16/2015	399	5,236.11	
1073602	153990901	9/16/2015	399		197,906,475.83
1075077	152700902	9/17/2015	399	82,559,268.46	
1075079	152700904	9/17/2015	399	27,605,849.98	
1075141	1606508	9/17/2015	399	25,150.02	
1075078	152700903	9/17/2015	399		110,190,268.46
1075560	152700904	9/18/2015	399	490,880,332.23	
1075593	1606635	9/18/2015	399	173,667.77	
1075670	1606705	9/18/2015	399	125,000.00	
1075671	1606706	9/18/2015	399	112,500.00	
1075559	152700903	9/18/2015	399		105,717,988.43
1075561	152700905	9/18/2015	399		385,573,511.57
1076067	152700903	9/21/2015	399	244,049,035.21	
1076100	152700905	9/21/2015	399	50,282,321.50	
1076113	153990901	9/21/2015	399	25,000,000.00	
1076115	153990902	9/21/2015	399	25,000,000.00	
1076116	153990903	9/21/2015	399	25,000,000.00	
1076120	153990906	9/21/2015	399	25,000,000.00	
1076119	153990905	9/21/2015	399	15,699,129.80	
1076118	153990904	9/21/2015	399	15,200,000.00	
1076121	153990907	9/21/2015	399	15,000,000.00	
1076139	1606849	9/21/2015	399	654,184.69	
1076043	1606776	9/21/2015	399	33,964.79	
1076098	152700904	9/21/2015	399		440,956,135.99
1076416	152700903	9/22/2015	399	230,027,243.82	
1076483	152700905	9/22/2015	399	145,944,364.86	
1076575	1606977	9/22/2015	399	28,635.14	
1076482	152700904	9/22/2015	399		376,000,243.82
1076884	152700903	9/23/2015	399	25,297,035.97	
1076981	1607107	9/23/2015	399	2,091.67	
1076949	152700904	9/23/2015	399		101,297,035.97
1076982	152700905	9/23/2015	399		75,997,908.33
1077075	152700903	9/24/2015	399	103,988,921.13	
1077394	1607181	9/24/2015	399	10,078.87	
1077292	152700904	9/24/2015	399		98,803,454.38
1077071	152700902	9/24/2015	399		5,195,545.62
1077846	152700904	9/25/2015	399	250,563,725.19	
1077710	154300901	9/25/2015	399	75,997,908.33	
1077729	154300901	9/25/2015	399	75,997,908.33	
1077708	153990901	9/25/2015	399	13,000,000.00	
1077730	1607265	9/25/2015	399	65,000.00	
1077848	1607348	9/25/2015	399	37,274.81	
1077800	152700902	9/25/2015	399		111,314,803.59
1077801	152700903	9/25/2015	399		156,936,365.21
1078267	152700904	9/28/2015	399	371,965,228.76	
1078273	153990901	9/28/2015	399	50,000,000.00	
1078276	1607471	9/28/2015	399	909,250.00	
1078241	1607448	9/28/2015	399	33,771.24	
1078268	152700905	9/28/2015	399		384,072,470.43
1078190	152700903	9/28/2015	399		38,835,779.57
1078381	152700905	9/29/2015	399	308,598,038.08	
1078599	1607546	9/29/2015	399	21,961.92	

Run Date: 6/30/2016
 Run Time: 2:55:37PM

Demand Account Activity

Start Date: 7/1/2015 End Date: 6/30/2016

Page: 446
 User: 0

Jnl. Entry	Ref #	Trx. Date	Ledger	Debit Amount	Credit Amount
1078367	152700904	9/29/2015	399		217,123,283.33
1078382	152700906	9/29/2015	399		91,496,716.67
1079129	162700908	9/30/2015	399	162,792,274.86	
1079122	1607712	9/30/2015	399	13,725.14	
1079128	162700907	9/30/2015	399		27,811,194.44
1079130	162700909	9/30/2015	399		134,994,805.56
1080528	152701005	10/1/2015	399	142,119,754.13	
1080527	152701004	10/1/2015	399	60,120,031.58	
1080479	1607847	10/1/2015	399	5,245.87	
1080529	152701006	10/1/2015	399		202,245,031.58
1080696	162701005	10/2/2015	399	511,090,714.45	
1080736	162701012	10/2/2015	399	4,166,666.67	
1080738	1607929	10/2/2015	399	127,285.55	
1080972	1607983	10/2/2015	399	1,620.37	
1080695	162701004	10/2/2015	399		91,155,014.96
1080697	162701006	10/2/2015	399		424,231,272.08
1081334	152701005	10/5/2015	399	301,073,601.54	
1081256	153991001	10/5/2015	399	25,000,000.00	
1081332	152701003	10/5/2015	399	7,002,088.89	
1081282	152701002	10/5/2015	399	5,301,171.32	
1081343	1608090	10/5/2015	399	26,398.46	
1081294	1608046	10/5/2015	399	5,555.56	
1081333	152701004	10/5/2015	399		338,408,815.77
1081657	152701003	10/6/2015	399	121,988,956.67	
1081659	1608131	10/6/2015	399	11,043.33	
1081655	152701002	10/6/2015	399		2,824,745.00
1081660	152701004	10/6/2015	399		119,175,255.00
1082127	152701004	10/7/2015	399	48,274,969.17	
1082125	152701003	10/7/2015	399	9,788,107.50	
1082126	1608230	10/7/2015	399	25,030.83	
1082129	152701005	10/7/2015	399		58,088,107.50
1082559	152701003	10/8/2015	399	200,972,179.15	
1082616	152701005	10/8/2015	399	116,971,622.06	
1082656	1608453	10/8/2015	399	14,377.94	
1082615	152701004	10/8/2015	399		317,958,179.15
1083009	152701004	10/9/2015	399	450,693,652.59	
1083036	1608553	10/9/2015	399	72,347.41	
1083057	152701006	10/9/2015	399		196,273,645.58
1083061	152701008	10/9/2015	399		254,492,354.42
1083710	152701003	10/13/2015	399	85,111,393.50	
1083714	153991001	10/13/2015	399	10,000,000.00	
1083720	153991003	10/13/2015	399	7,000,000.00	
1083717	153991002	10/13/2015	399	3,675,000.00	
1083760	1608797	10/13/2015	399	78,520.83	
1083761	1608798	10/13/2015	399	8,606.50	
1083709	152701002	10/13/2015	399		14,899,443.05
1083712	152701004	10/13/2015	399		90,974,077.78
1084110	152701005	10/14/2015	399	35,335,009.78	
1084103	153991002	10/14/2015	399	20,833,333.33	
1084076	153991001	10/14/2015	399	13,000,000.00	
1084108	152701003	10/14/2015	399	10,742,613.53	
1084149	1608913	10/14/2015	399	38,518.52	
1084170	1608931	10/14/2015	399	4,990.22	
1084109	152701004	10/14/2015	399		79,954,465.38
1085457	152701005	10/15/2015	399	46,372,224.49	
1085452	152701003	10/15/2015	399	40,280,650.51	

Run Date: 6/30/2016
 Run Time: 2:55:37PM

Demand Account Activity

Start Date: 7/1/2015 End Date: 6/30/2016

Page: 447
 User: 0

Jnl. Entry	Ref #	Trx. Date	Ledger	Debit Amount	Credit Amount
1085459	1609023	10/15/2015	399	775.51	
1085456	152701004	10/15/2015	399		69,084,589.17
1085911	3991001	10/15/2015	399		10,438,431.09
1085912	3991002	10/15/2015	399		4,608,946.52
1085913	3991003	10/15/2015	399		8,526,798.65
1086036	152701009	10/16/2015	399	355,078,259.25	
1086047	153991011	10/16/2015	399	9,995,000.00	
1086038	153991010	10/16/2015	399	5,000,000.00	
1086037	152701010	10/16/2015	399	562,118.97	
1086050	1609244	10/16/2015	399	316,740.75	
1086019	1609249	10/16/2015	399	26,525.00	
1086034	152701005	10/16/2015	399		18,405,694.10
1086035	152701006	10/16/2015	399		299,969,385.41
1085943	153991001	10/16/2015	399		49,746,161.02
1085944	153991002	10/16/2015	399		4,015,137.84
1086353	152701004	10/19/2015	399	151,671,535.80	
1086319	152701002	10/19/2015	399	57,568,784.86	
1086361	1609280	10/19/2015	399	29,464.20	
1086320	152701003	10/19/2015	399		201,636,900.22
1088273	399 CORR 1019	10/19/2015	399		7,632,884.64
1086794	152701004	10/20/2015	399	116,998,700.00	
1086763	152701002	10/20/2015	399	10,855,166.73	
1086804	1609404	10/20/2015	399	1,300.00	
1086793	152701003	10/20/2015	399		118,946,955.93
1088274	CORRECTION 102C	10/20/2015	399		3,316,737.66
1088275	CORR 1020	10/20/2015	399		5,628,973.14
1087236	152701004	10/21/2015	399	198,001,441.34	
1087240	152701006	10/21/2015	399	68,965,233.71	
1087251	1609515	10/21/2015	399	766.29	
1087238	152701005	10/21/2015	399		248,345,463.36
1088276	CORR 1021	10/21/2015	399		16,136,977.98
1091829	153991001 CORREI	10/21/2015	399		1,250,000.00
1091831	153991002 CORREI	10/21/2015	399		1,235,000.00
1087429	152701005	10/22/2015	399	221,016,346.49	
1087413	152701003	10/22/2015	399	154,233,836.98	
1087425	1609648	10/22/2015	399	16,653.51	
1087427	152701004	10/22/2015	399		351,498,388.33
1088277	CORR 1022 1	10/22/2015	399		10,468,202.36
1088278	CORR 1022 2	10/22/2015	399		43,791,438.63
1088279	CORR1022 3	10/22/2015	399		3,447,537.66
1088266	152701004	10/23/2015	399	318,429,291.19	
1089450	Back Out Journal Er	10/23/2015	399	5,486,456.36	
1089447	Back Out Journal Er	10/23/2015	399	3,418,525.08	
1089446	Back Out Journal Er	10/23/2015	399	2,139,165.63	
1089449	Back Out Journal Er	10/23/2015	399	1,881,700.89	
1088224	1609784	10/23/2015	399	18,708.81	
1088264	152701003	10/23/2015	399		118,995,308.33
1088265	152701004	10/23/2015	399		3,418,525.08
1088267	152701005	10/23/2015	399		5,486,456.36
1088268	152701006	10/23/2015	399		1,881,700.89
1088270	152701011	10/23/2015	399		2,139,165.63
1088178	152701002	10/23/2015	399		186,526,843.71
1089425	CORR 399 102301	10/23/2015	399		2,139,165.63
1089426	CORR 399 102302	10/23/2015	399		3,418,525.08
1089427	CORR 399102303	10/23/2015	399		1,881,700.89
1089428	CORR 399 102304	10/23/2015	399		5,486,456.36

Run Date: 6/30/2016
 Run Time: 2:55:37PM

Demand Account Activity

Page: 448
 User: 0

Start Date: 7/1/2015 End Date: 6/30/2016

Jnl. Entry	Ref #	Trx. Date	Ledger	Debit Amount	Credit Amount
1088684	162701012	10/26/2015	399	110,996,053.33	
1088746	162701014	10/26/2015	399	24,977,500.00	
1088772	162701015	10/26/2015	399	8,800,000.00	
1089451	Back Out Journal Er	10/26/2015	399	1,429,576.31	
1088780	1609969	10/26/2015	399	161,230.00	
1088706	1609908	10/26/2015	399	3,946.67	
1088362	162701004	10/26/2015	399		1,429,576.31
1088682	162701010	10/26/2015	399		44,919,978.53
1088683	162701011	10/26/2015	399		68,989,719.44
1089430	CORR 399 1026	10/26/2015	399		1,429,576.31
1089343	152701006	10/27/2015	399	99,116,717.66	
1089342	152701005	10/27/2015	399	25,696,065.72	
1089429	Back Out Journal Er	10/27/2015	399	1,429,576.31	
1089358	1610011	10/27/2015	399	16,282.34	
1089321	152701002	10/27/2015	399		1,781,738.60
1089324	152701003	10/27/2015	399		1,126,142.80
1089325	152701004	10/27/2015	399		952,563.49
1089344	152701011	10/27/2015	399		120,968,620.83
1089412	399 CORR 10/26/15	10/27/2015	399		1,429,576.31
1089827	152701003	10/28/2015	399	40,064,782.05	
1089829	152701004	10/28/2015	399	29,694,637.50	
1089825	1610141	10/28/2015	399	5,362.50	
1089830	152701005	10/28/2015	399		40,985,358.89
1089831	153991001	10/28/2015	399		2,725,232.70
1089832	153991002	10/28/2015	399		7,683,019.60
1089834	153991003	10/28/2015	399		2,810,900.13
1089837	153991004	10/28/2015	399		1,409,854.60
1089840	153991005	10/28/2015	399		14,150,416.13
1091120	152701004	10/29/2015	399	108,709,556.00	
1091089	153991003	10/29/2015	399	24,996,250.00	
1091088	153991002	10/29/2015	399	24,987,500.00	
1091106	1610269	10/29/2015	399	173,104.16	
1091147	1610304	10/29/2015	399	12,845.71	
1091087	153991001	10/29/2015	399		3,223,229.24
1091096	152701003	10/29/2015	399		155,656,026.63
1091610	162701014	10/30/2015	399	234,116,259.02	
1091556	162701012	10/30/2015	399	20,000,000.00	
1091548	162701011	10/30/2015	399	11,200,000.00	
1091557	1610375	10/30/2015	399	117,740.98	
1091560	1610376	10/30/2015	399	81,900.00	
1091552	162701008	10/30/2015	399		14,249,727.90
1091553	162701009	10/30/2015	399		17,310,014.49
1091555	162701010	10/30/2015	399		2,545,159.43
1091606	162701013	10/30/2015	399		142,487,767.38
1091616	162701015	10/30/2015	399		85,523,550.38
1091620	162701016	10/30/2015	399		3,399,680.42
1091756	152701004	11/2/2015	399	79,976,812.50	
1091730	152701003	11/2/2015	399	26,725,200.01	
1091770	1610524	11/2/2015	399	23,187.50	
1091758	152701005	11/2/2015	399		103,485,171.16
1091759	153991001	11/2/2015	399		1,026,678.28
1091761	153991002	11/2/2015	399		2,213,350.57
1092816	152701102	11/4/2015	399	17,927,863.10	
1092879	153991101	11/4/2015	399		5,202,922.43
1092881	153991102	11/4/2015	399		1,992,571.91
1092882	153991103	11/4/2015	399		1,126,220.19

Run Date: 6/30/2016
 Run Time: 2:55:37PM

Demand Account Activity

Start Date: 7/1/2015 End Date: 6/30/2016

Page: 449
 User: 0

Jnl. Entry	Ref #	Trx. Date	Ledger	Debit Amount	Credit Amount
1092883	153991104	11/4/2015	399		2,630,764.34
1092884	153991105	11/4/2015	399		10,667,697.02
1092885	153991105	11/4/2015	399		6,314,814.99
1093266	153991103	11/5/2015	399	63,315,029.30	
1093262	152701103	11/5/2015	399	29,930,871.41	
1092956	153991101	11/5/2015	399	10,000,000.00	
1093331	1610917	11/5/2015	399	24,970.70	
1092950	1610827	11/5/2015	399	7,127.78	
1093260	152701102	11/5/2015	399		5,113,812.10
1093265	153991102	11/5/2015	399		50,995,041.66
1093267	153991104	11/5/2015	399		29,930,871.41
1093268	153991105	11/5/2015	399		1,934,035.65
1093269	153991106	11/5/2015	399		2,489,360.23
1093273	153991107	11/5/2015	399		2,807,750.36
1093673	152701103	11/6/2015	399	227,314,773.95	
1093713	Back Out Journal Er	11/6/2015	399	96,251,891.09	
1093720	Back Out Journal Er	11/6/2015	399	96,251,891.09	
1094399	1106 399 CORR	11/6/2015	399	916,031.83	
1093650	1610976	11/6/2015	399	52,226.05	
1093670	152701102	11/6/2015	399		116,460,486.03
1093666	152701101	11/6/2015	399		96,251,891.09
1093719	Correct Journal Entr	11/6/2015	399		96,251,891.09
1093723	Correct Journal Entr	11/6/2015	399		96,251,891.08
1093740	152701104	11/6/2015	399		649,494.61
1093752	152701101	11/6/2015	399		916,031.83
1094340	39911061	11/6/2015	399		9,853,855.97
1094349	39911062	11/6/2015	399		1,177,316.95
1094351	39911063	11/6/2015	399		1,297,592.65
1094352	39911064	11/6/2015	399		1,676,362.71
1094100	152701106	11/9/2015	399	101,939,937.77	
1094101	153991101	11/9/2015	399	4,650,000.00	
1094121	1611171	11/9/2015	399	60,062.23	
1094119	1611170	11/9/2015	399	17,437.50	
1094098	152701104	11/9/2015	399		12,909,682.78
1094099	152701105	11/9/2015	399		59,978,833.33
1094409	153991109	11/9/2015	399		1,081,519.92
1094418	153991110	11/9/2015	399		19,115,437.42
1094419	153991111	11/9/2015	399		8,752,364.15
1094420	153991112	11/9/2015	399		4,829,599.90
1094245	153991101	11/10/2015	399	34,999,611.11	
1094339	153991103	11/10/2015	399	3,000,000.00	
1094421	1539901	11/10/2015	399	169,527.53	
1094386	1611306	11/10/2015	399	2,867.50	
1094278	1611213	11/10/2015	399	388.89	
1094243	152701102	11/10/2015	399		32,785,818.41
1094249	153991102	11/10/2015	399		5,217,049.09
1094395	152701106	11/10/2015	399		169,527.52
1095457	152701103	11/12/2015	399	165,759,749.55	
1095486	152701105	11/12/2015	399	110,965,125.00	
1095564	Back Out Journal Er	11/12/2015	399	93,989,514.37	
1095662	153991101	11/12/2015	399	1,136,115.26	
1095573	1611451	11/12/2015	399	34,875.00	
1095474	152701104	11/12/2015	399		137,273,966.67
1095487	153991101	11/12/2015	399		5,980,896.45
1095490	153991102	11/12/2015	399		39,515,372.06
1095492	153991103	11/12/2015	399		93,989,514.37

Run Date: 6/30/2016
 Run Time: 2:55:37PM

Demand Account Activity

Start Date: 7/1/2015 End Date: 6/30/2016

Page: 450
 User: 0

Jnl. Entry	Ref #	Trx. Date	Ledger	Debit Amount	Credit Amount
1095560	153991104	11/12/2015	399		863,640.71
1095595	152701115	11/12/2015	399		93,989,514.37
1095631	153991101	11/13/2015	399	317,835,795.27	
1095661	153991106	11/13/2015	399	818,337.51	
1095720	1611529	11/13/2015	399	158,204.73	
1095660	153991105	11/13/2015	399	45,303.20	
1095609	152701102	11/13/2015	399		1,222,175.77
1095632	153991102	11/13/2015	399		122,396,299.97
1095635	153991103	11/13/2015	399		4,997,666.67
1095638	153991104	11/13/2015	399		4,117,034.60
1095642	152701104	11/13/2015	399		186,482,998.76
1096652	152701103	11/16/2015	399	49,527,274.76	
1096670	152701105	11/16/2015	399	14,084,847.82	
1096638	153991101	11/16/2015	399	269,485.57	
1096639	153991102	11/16/2015	399	123,633.70	
1096712	153991104	11/16/2015	399	86,060.51	
1096713	153991105	11/16/2015	399	52,407.29	
1096710	153991103	11/16/2015	399	5,350.86	
1096693	1611672	11/16/2015	399	2,152.18	
1096714	153991106	11/16/2015	399		45,488,116.66
1096637	152701102	11/16/2015	399		123,633.70
1096669	152701104	11/16/2015	399		31,482,193.75
1097117	152701102	11/17/2015	399	113,590,963.14	
1097118	153991101	11/17/2015	399	49,981,722.22	
1097134	153991104	11/17/2015	399	103,658.71	
1097135	153991105	11/17/2015	399	33,684.72	
1097171	1611779	11/17/2015	399	18,277.78	
1097121	153991102	11/17/2015	399		150,861,513.88
1097122	153991103	11/17/2015	399		12,866,792.69
1097814	152701103	11/18/2015	399	65,482,682.29	
1097836	152701104	11/18/2015	399	32,454,795.13	
1097887	1611969	11/18/2015	399	9,204.87	
1097838	152701105	11/18/2015	399		59,980,013.89
1097281	153991101	11/18/2015	399		16,378,636.91
1097282	153991102	11/18/2015	399		1,524,031.49
1098215	152701103	11/19/2015	399	102,453,210.79	
1098291	152701105	11/19/2015	399	12,398,966.67	
1098139	153991101	11/19/2015	399	675,560.36	
1098339	3991109	11/19/2015	399	246,815.09	
1098214	1611996	11/19/2015	399	1,033.33	
1098196	153991103	11/19/2015	399		548,640.09
1098138	152701102	11/19/2015	399		675,560.36
1098141	153991102	11/19/2015	399		4,514,175.30
1098259	152701104	11/19/2015	399		129,869,816.66
1098335	153991104	11/19/2015	399		246,815.09
1098649	162701103	11/20/2015	399	185,413,478.66	
1098616	1612139	11/20/2015	399	126,521.34	
1098648	162701102	11/20/2015	399		89,748,410.00
1098650	162701104	11/20/2015	399		1,031,825.66
1098651	162701105	11/20/2015	399		11,326,866.86
1098372	162701101	11/20/2015	399		84,712,221.68
1099190	152701113	11/23/2015	399	55,675,420.87	
1099182	152701111	11/23/2015	399	12,580,158.84	
1098773	1612258	11/23/2015	399	128,175.00	
1099021	1612276	11/23/2015	399	15,579.13	
1099188	152701112	11/23/2015	399		67,848,103.03

Run Date: 6/30/2016
 Run Time: 2:55:37PM

Demand Account Activity

Start Date: 7/1/2015 End Date: 6/30/2016

Page: 451
 User: 0

Jnl. Entry	Ref #	Trx. Date	Ledger	Debit Amount	Credit Amount
1099107	153991101	11/23/2015	399		551,230.81
1099527	152701102	11/24/2015	399	49,982,883.33	
1099528	152701103	11/24/2015	399		49,982,883.33
1100098	152701109	11/25/2015	399	100,564,015.33	
1100096	152701105	11/25/2015	399	12,472,073.95	
1100032	1612601	11/25/2015	399	153,984.38	
1100067	1612634	11/25/2015	399	35,984.67	
1099711	153991101	11/25/2015	399		1,918,090.17
1100097	152701106	11/25/2015	399		111,293,043.75
1108173	CUSIP 31394AWF9	11/25/2015	399		1,513,591.69
1108174	CUSIP 31393CG80	11/25/2015	399		2,236,566.87
1108175	CUSIP 3137BHTG2	11/25/2015	399		1,005,701.36
1108176	CUSIP 38379CDY9	11/25/2015	399		966,016.46
1108177	CUSIP 31397QKZ0	11/25/2015	399		1,901,635.59
1101144	162701102	11/30/2015	399	294,968,256.99	
1101601	Back Out Journal Er	11/30/2015	399	152,753,125.00	
1101152	162701106	11/30/2015	399	74,983,895.83	
1101053	162701101	11/30/2015	399	74,920,555.55	
1101180	1612764	11/30/2015	399	500,000.00	
1101105	1612725	11/30/2015	399	121,847.18	
1101101	1612728	11/30/2015	399	77,250.00	
1101120	1612741	11/30/2015	399	69,541.67	
1101145	162701103	11/30/2015	399		181,770,560.08
1101147	162701104	11/30/2015	399		152,753,125.00
1101148	162701105	11/30/2015	399		9,796,073.07
1101156	162701108	11/30/2015	399		65,203,926.93
1101163	162701113	11/30/2015	399		35,617,662.14
1101195	162701119	11/30/2015	399		107,753,125.00
1101196	162701120	11/30/2015	399		45,000,000.00
1101675	152701206	12/1/2015	399	143,390,625.00	
1101599	153991202	12/1/2015	399	8,991,225.00	
1101674	152701205	12/1/2015	399	3,498,346.25	
1101633	1612817	12/1/2015	399	8,775.00	
1101597	153991201	12/1/2015	399		152,390,625.00
1101600	153991203	12/1/2015	399		3,498,346.25
1102009	162701212	12/2/2015	399	26,432,504.74	
1102005	162701209	12/2/2015	399	5,000,798.61	
1102007	162701210	12/2/2015	399	4,990,185.14	
1101691	1612867	12/2/2015	399	12,495.26	
1102041	1612922	12/2/2015	399	3,814.86	
1102002	162701208	12/2/2015	399		27,143.03
1102008	162701211	12/2/2015	399		26,417,856.97
1102099	162701216	12/2/2015	399		9,994,798.61
1102480	152701203	12/3/2015	399	8,499,825.00	
1102484	153991204	12/3/2015	399	6,497,075.00	
1102483	153991203	12/3/2015	399	3,498,366.67	
1102477	152701202	12/3/2015	399		1,001,041.67
1102481	153991201	12/3/2015	399		2,498,958.33
1102482	153991202	12/3/2015	399		14,999,825.00
1102841	152701205	12/4/2015	399	31,980,194.44	
1102844	153991203	12/4/2015	399	30,495,175.00	
1102839	152701203	12/4/2015	399	19,448,888.89	
1102863	1613130	12/4/2015	399	4,825.00	
1102865	1613131	12/4/2015	399	2,925.00	
1102872	1613134	12/4/2015	399	1,633.33	
1102842	153991201	12/4/2015	399		49,948,888.89

Run Date: 6/30/2016
 Run Time: 2:55:37PM

Demand Account Activity

Start Date: 7/1/2015 End Date: 6/30/2016

Page: 452
 User: 0

Jnl. Entry	Ref #	Trx. Date	Ledger	Debit Amount	Credit Amount
1102843	153991202	12/4/2015	399		31,980,194.44
1103311	152701206	12/7/2015	399	30,526,404.39	
1103302	152701203	12/7/2015	399	24,979,826.39	
1103312	152701212	12/7/2015	399	19,983,861.11	
1103294	153991204	12/7/2015	399	6,304,469.27	
1103316	1613298	12/7/2015	399	3,530.73	
1103291	153991201	12/7/2015	399		24,979,826.39
1103292	153991202	12/7/2015	399		2,358,435.68
1103293	153991203	12/7/2015	399		9,496,142.32
1103295	153991205	12/7/2015	399		44,963,287.50
1116131	Tobacco CP Correct	12/7/2015	399		400.00
1103803	152701203	12/8/2015	399	1,104,585.72	
1103835	153991201	12/8/2015	399		1,104,585.72
1104215	152701205	12/9/2015	399	33,433,068.73	
1104198	153991201	12/9/2015	399	269,485.57	
1104260	Back Out Journal Er	12/9/2015	399		269,485.57
1104265	153991202	12/9/2015	399		33,433,068.73
1105398	152701203	12/10/2015	399	49,999,236.11	
1105400	153991201	12/10/2015	399		49,999,236.11
1106025	Back Out Journal Er	12/11/2015	399	147,206,932.85	
1105940	153991210	12/11/2015	399	99,972,263.89	
1105928	153991201	12/11/2015	399	25,000,000.00	
1105930	153991203	12/11/2015	399	25,000,000.00	
1105933	153991206	12/11/2015	399	25,000,000.00	
1105934	153991207	12/11/2015	399	25,000,000.00	
1105936	153991208	12/11/2015	399	25,000,000.00	
1105931	153991204	12/11/2015	399	19,998,000.00	
1105932	153991205	12/11/2015	399	15,000,000.00	
1105929	153991202	12/11/2015	399	12,750,000.00	
1106015	153991215	12/11/2015	399	4,997,666.67	
1106029	CORRECTION ENT	12/11/2015	399	4,997,666.67	
1106002	1613931	12/11/2015	399	130,358.67	
1106001	1613930	12/11/2015	399	25,402.78	
1106000	1613929	12/11/2015	399	2,333.33	
1105927	152701206	12/11/2015	399		120,673,749.16
1105937	153991209	12/11/2015	399		147,206,932.85
1106024	Correct Journal Entr	12/11/2015	399		4,997,666.67
1106026	Correct Journal Entr	12/11/2015	399		152,204,599.52
1106027	Back Out Journal Er	12/11/2015	399		4,997,666.67
1106316	162701205	12/14/2015	399	48,833,519.12	
1106326	162701207	12/14/2015	399	39,985,104.16	
1106325	162701206	12/14/2015	399	4,997,044.44	
1106339	1613990	12/14/2015	399	14,895.84	
1106327	162701208	12/14/2015	399		98,830,563.56
1106841	153991210	12/15/2015	399	191,091,785.61	
1106824	152701204	12/15/2015	399	60,772,115.08	
1106830	153991205	12/15/2015	399	15,000,000.00	
1106832	153991206	12/15/2015	399	15,000,000.00	
1106828	153991203	12/15/2015	399	12,500,000.00	
1106829	153991204	12/15/2015	399	12,368,812.50	
1106839	153991209	12/15/2015	399	10,000,000.00	
1106827	153991202	12/15/2015	399	9,298,370.20	
1106837	153991208	12/15/2015	399	6,000,000.00	
1106901	154301203	12/15/2015	399	5,000,000.00	
1106834	153991207	12/15/2015	399	1,999,000.00	
1116128	Bad Factor Cusip 31	12/15/2015	399	346,894.28	

Run Date: 6/30/2016
 Run Time: 2:55:37PM

Demand Account Activity

Start Date: 7/1/2015 End Date: 6/30/2016

Page: 453
 User: 0

Jnl. Entry	Ref #	Trx. Date	Ledger	Debit Amount	Credit Amount
1106896	1614217	12/15/2015	399	37,162.91	
1106725	1614084	12/15/2015	399	8,214.39	
1106729	152701201	12/15/2015	399	0.30	
1106826	153991201	12/15/2015	399		359,724,512.90
1106918	152701215	12/15/2015	399		186,377.33
1107228	152701204	12/16/2015	399	129,540,353.50	
1107308	153991201	12/16/2015	399	7,000,000.00	
1107351	BadFactor Cusip313	12/16/2015	399	186,377.33	
1107341	1614311	12/16/2015	399	29,820.00	
1107234	153991201	12/16/2015	399		130,602,329.03
1108080	152701204	12/17/2015	399	146,280,575.63	
1108087	153991202	12/17/2015	399	49,998,819.44	
1116129	Bad Factor Cusip 38	12/17/2015	399	15,301.80	
1108142	1614454	12/17/2015	399	1,180.56	
1108086	153991201	12/17/2015	399		195,188,584.60
1108167	BD FACTOR CUSIP	12/17/2015	399		269,485.57
1116130	MUNI BOND PURCI	12/17/2015	399		1,107,292.83
1108529	153991201	12/18/2015	399	276,642,306.13	
1108604	153991203	12/18/2015	399	18,920,700.72	
1108562	1614552	12/18/2015	399	41,638.31	
1108563	1614553	12/18/2015	399	5,299.28	
1108540	152701203	12/18/2015	399		276,683,944.44
1108636	153991204	12/18/2015	399		18,926,000.00
1108989	152701205	12/21/2015	399	50,469,994.44	
1108964	152701204	12/21/2015	399	39,912,603.09	
1108924	153991202	12/21/2015	399	548,640.09	
1108923	153991201	12/21/2015	399		533,218.83
1108990	153991203	12/21/2015	399		37,981,850.40
1109012	153991204	12/21/2015	399		50,469,994.44
1109013	153991205	12/21/2015	399		2,290,209.81
1109037	153991206	12/21/2015	399		814,800.51
1109035	152701206	12/21/2015	399		182,978.17
1109402	152701202	12/22/2015	399	153,246,594.44	
1109488	MBS/FNBB Adj	12/22/2015	399	46,206,094.64	
1109513	1614867	12/22/2015	399	2,264,031.70	
1109488	MBS/FNBB Adj	12/22/2015	399	1,364,366.88	
1109509	CUSIP 31398SV83	12/22/2015	399	325,017.01	
1109545	Correct Journal Entr	12/22/2015	399	325,017.01	
1109540	CUSIP 3137BDZW9	12/22/2015	399	134,577.23	
1109543	Correct Journal Entr	12/22/2015	399	134,577.23	
1109403	153991201	12/22/2015	399		153,246,594.44
1109424	152701203	12/22/2015	399		459,594.24
1109515	MBS/TAS0000 Adj	12/22/2015	399		968,438.39
1109542	Back Out Journal Er	12/22/2015	399		134,577.23
1109544	Back Out Journal Er	12/22/2015	399		325,017.01
1110623	153991204	12/23/2015	399	172,357,754.73	
1110618	153991201	12/23/2015	399	7,497,156.25	
1109788	REVERSAL CUSIP	12/23/2015	399	2,290,209.81	
1110663	1614953	12/23/2015	399	92,245.27	
1110605	1614904	12/23/2015	399	2,843.75	
1110599	152701203	12/23/2015	399		7,593.75
1110616	152701204	12/23/2015	399		52,747,640.37
1110619	153991202	12/23/2015	399		7,492,406.25
1110621	153991203	12/23/2015	399		121,992,569.44
1111264	153991210	12/28/2015	399	213,000,000.00	
1147815	CORRECTION 12/2	12/28/2015	399	212,995,155.55	

Run Date: 6/30/2016
 Run Time: 2:55:37PM

Demand Account Activity

Page: 454
 User: 0

Start Date: 7/1/2015 End Date: 6/30/2016

Jnl. Entry	Ref #	Trx. Date	Ledger	Debit Amount	Credit Amount
1111238	153991202	12/28/2015	399	55,979,649.44	
1110770	1615034	12/28/2015	399	10,766.67	
1111161	1615038	12/28/2015	399	2,695.42	
1111193	152701202	12/28/2015	399		213,000,000.00
1111196	152701205	12/28/2015	399		6,000,000.00
1111231	152701204	12/28/2015	399		55,920,119.01
1111235	153991201	12/28/2015	399		11,999,433.33
1147813	CORRECTION 12/2	12/28/2015	399		213,000,000.00
1111720	162701204	12/29/2015	399	73,946,569.45	
1111722	1627010210	12/29/2015	399	5,997,304.58	
1111710	162701201	12/29/2015	399	5,993,500.00	
1111718	162701202	12/29/2015	399		5,993,500.00
1111719	162701203	12/29/2015	399		73,946,569.45
1112099	162701205	12/30/2015	399	51,988,886.11	
1112136	Dec 2015 MBS Adj	12/30/2015	399	29,230,647.57	
1112097	162701203	12/30/2015	399	17,998,716.67	
1112172	1615348	12/30/2015	399	1,814,891.81	
1112136	Dec 2015 MBS Adj	12/30/2015	399	759,552.24	
1111768	1615268	12/30/2015	399	11,113.89	
1112134	Dec 2015 MBS/TAS	12/30/2015	399		806,007.20
1112098	162701204	12/30/2015	399		69,998,716.67
1112640	162701208	12/31/2015	399	69,998,716.67	
1112730	Back Out Journal Er	12/31/2015	399	9,998,055.56	
1112559	Reverse MBS Loss I	12/31/2015	399	968,438.39	
1112561	Correct MBSPrin/Le	12/31/2015	399	968,438.39	
1112559	Reverse MBS Loss I	12/31/2015	399	806,007.20	
1112561	Correct MBSPrin/Le	12/31/2015	399	806,007.20	
1112685	1615447	12/31/2015	399	1,283.33	
1112635	162701207	12/31/2015	399		9,998,055.56
1112643	162701209	12/31/2015	399		60,001,944.44
1112723	162701212	12/31/2015	399		9,998,055.56
1113026	163990102	1/4/2016	399	118,585,359.99	
1113087	Back Out Journal Er	1/4/2016	399	84,915,455.28	
1113025	163990101	1/4/2016	399	63,465,494.44	
1112993	162700104	1/4/2016	399	50,248,340.14	
1113020	1615531	1/4/2016	399	58,640.01	
1112983	1615501	1/4/2016	399	34,505.56	
1113032	1615533	1/4/2016	399	12,006.53	
1113024	162700103	1/4/2016	399		31,338,791.11
1113027	163990103	1/4/2016	399		84,915,455.28
1113030	163990104	1/4/2016	399		83,988,891.39
1113078	163990105	1/4/2016	399		593,000.70
1113085	163990110	1/4/2016	399		32,161,208.89
1113088	Correct Journal Entr	1/4/2016	399		84,915,455.28
1113227	Correct Journal Entr	1/5/2016	399	58,998,787.22	
1113114	162700102	1/5/2016	399	23,199,749.11	
1113125	163990102	1/5/2016	399	4,996,694.44	
1113104	163990101	1/5/2016	399	593,000.70	
1113132	1615584	1/5/2016	399	3,305.56	
1113126	163990103	1/5/2016	399		82,199,749.11
1113212	Back Out Journal Er	1/5/2016	399		4,996,694.44
1113814	162700102	1/6/2016	399	33,666,876.78	
1113815	163990103	1/6/2016	399	4,996,694.44	
1113808	1615747	1/6/2016	399	1,212.78	
1113816	163990104	1/6/2016	399		38,666,876.78
1113945	162700103	1/7/2016	399	45,949,206.95	

Run Date: 6/30/2016
 Run Time: 2:55:37PM

Demand Account Activity

Start Date: 7/1/2015 End Date: 6/30/2016

Page: 455
 User: 0

Jnl. Entry	Ref #	Trx. Date	Ledger	Debit Amount	Credit Amount
1115199	163990102	1/7/2016	399	9,998,055.56	
1115176	1615923	1/7/2016	399	1,944.44	
1115198	163990101	1/7/2016	399		55,949,206.95
1115574	162700107	1/8/2016	399	177,459,235.54	
1115589	162700108	1/8/2016	399	2,363,944.45	
1115586	1616017	1/8/2016	399	119,764.46	
1115590	162700109	1/8/2016	399		179,942,944.45
1117077	Correcting Entry	1/11/2016	399	90,975,426.39	
1116105	162700109	1/11/2016	399	53,973,000.00	
1117081	Correction of Journa	1/11/2016	399	44,963,687.50	
1116106	162700110	1/11/2016	399	44,781,687.50	
1116111	162700111	1/11/2016	399	4,997,044.44	
1116117	1616227	1/11/2016	399	24,573.61	
1116064	1616186	1/11/2016	399	20,173.61	
1116063	1616185	1/11/2016	399	16,138.89	
1116113	1616226	1/11/2016	399	9,583.89	
1116062	1616184	1/11/2016	399	2,955.56	
1116101	162700106	1/11/2016	399		31,494,610.00
1116102	162700107	1/11/2016	399		44,958,222.22
1116103	162700108	1/11/2016	399		53,973,000.00
1116116	162700112	1/11/2016	399		10,574,167.78
1117076	Reverse Journal 111	1/11/2016	399		53,973,000.00
1117080	Reverse Journal 111	1/11/2016	399		44,781,687.50
1116430	162700108	1/12/2016	399	52,162,383.40	
1116428	162700106	1/12/2016	399	7,812,166.67	
1116162	1616246	1/12/2016	399	8,616.60	
1116429	162700107	1/12/2016	399		59,983,166.67
1116431	Ba fac adj cusip-313	1/12/2016	399		294,494.21
1116532	ba fac adj cusip 313	1/12/2016	399		2,000.00
1117030	BAD FACTOR ADJ	1/13/2016	399	296,494.21	
1117448	162700105	1/14/2016	399	186,998,043.39	
1117454	162700106	1/14/2016	399		185,432,297.70
1117456	162700107	1/14/2016	399		1,565,745.69
1117912	162700108	1/15/2016	399	249,420,475.48	
1117913	162700109	1/15/2016	399	19,981,255.15	
1118007	1616802	1/15/2016	399	2,200,043.82	
1117898	1616698	1/15/2016	399	15,524.52	
1117896	162700107	1/15/2016	399		271,617,308.97
1118374	163990102	1/19/2016	399	114,931,604.17	
1118372	162700103	1/19/2016	399	58,461,556.98	
1118373	163990101	1/19/2016	399	57,971,710.69	
1118749	163990101	1/19/2016	399	1,384,687.98	
1118441	1616937	1/19/2016	399	68,395.83	
1118443	1616938	1/19/2016	399	28,289.31	
1118375	163990103	1/19/2016	399		232,902,693.05
1118765	162700103	1/20/2016	399	65,999,439.76	
1118781	163990103	1/20/2016	399	27,999,338.89	
1118847	163990104	1/20/2016	399	2,904,374.98	
1118791	1616989	1/20/2016	399	56,448.10	
1118908	1617077	1/20/2016	399	13,466.47	
1118792	1616990	1/20/2016	399	661.11	
1118780	163990102	1/20/2016	399		96,917,281.21
1120073	162700104	1/21/2016	399	307,618,314.99	
1120079	163990101	1/21/2016	399		307,618,314.99
1120602	163990103	1/25/2016	399	251,417,031.63	
1120631	Back Out Journal Er	1/25/2016	399	47,898,954.87	

Run Date: 6/30/2016
 Run Time: 2:55:37PM

Demand Account Activity

Start Date: 7/1/2015 End Date: 6/30/2016

Page: 456
 User: 0

Jnl. Entry	Ref #	Trx. Date	Ledger	Debit Amount	Credit Amount
1120629	163990106	1/25/2016	399	33,754,376.67	
1120630	163990107	1/25/2016	399	13,131,014.60	
1120628	1617269	1/25/2016	399	967,941.44	
1120633	1617271	1/25/2016	399	290,968.37	
1120632	1617270	1/25/2016	399	45,623.33	
1120552	163990101	1/25/2016	399		47,000,000.00
1120601	163990102	1/25/2016	399		69,772,312.50
1120605	163990104	1/25/2016	399		134,935,687.50
1120627	163990105	1/25/2016	399		47,898,954.87
1120666	Correct Journal Entr	1/25/2016	399		47,898,954.88
1121203	163990101	1/26/2016	399	158,722,965.27	
1121202	162700101	1/26/2016	399	60,945,641.44	
1121217	1617515	1/26/2016	399	27,034.73	
1121204	163990102	1/26/2016	399		219,695,641.44
1121649	163990102	1/27/2016	399	203,783,968.37	
1121640	1617560	1/27/2016	399	15,031.63	
1121635	162700104	1/27/2016	399		106,002,440.90
1121648	163990101	1/27/2016	399		83,237,201.72
1121650	163990103	1/27/2016	399		14,559,357.38
1122162	163990101	1/28/2016	399	207,438,437.56	
1122161	163990103	1/28/2016	399	5,993,500.00	
1122111	1617720	1/28/2016	399	75,562.44	
1122112	1617721	1/28/2016	399	6,500.00	
1122159	162700103	1/28/2016	399		152,860,475.56
1122160	163990102	1/28/2016	399		60,650,524.44
1122839	162700114	1/29/2016	399	208,939,076.39	
1122773	1617940	1/29/2016	399	60,923.61	
1122721	Correct #1617720	1/29/2016	399		3,000.00
1122828	162700108	1/29/2016	399		86,619,522.17
1122833	162700111	1/29/2016	399		52,527,477.83
1122838	162700113	1/29/2016	399		69,853,000.00
1123162	163990201	2/1/2016	399	3,005,000.00	
1123168	Correct Journal Entr	2/1/2016	399	3,004,500.00	
1122890	1617961	2/1/2016	399	500.00	
1123154	162700203	2/1/2016	399		3,007,728.75
1123151	Back Out Journal Er	2/1/2016	399		3,005,000.00
1123210	163990202	2/2/2016	399	71,295,162.62	
1123195	162700203	2/2/2016	399	28,530,444.45	
1123522	1618087	2/2/2016	399	79,670.71	
1123208	1618033	2/2/2016	399	2,728.75	
1123209	163990201	2/2/2016	399		99,905,277.78
1123909	163990201	2/3/2016	399	10,988,450.00	
1123910	163990202	2/3/2016	399	7,498,337.48	
1123895	1618174	2/3/2016	399	11,550.00	
1123881	1618172	2/3/2016	399	1,662.52	
1123904	162700202	2/3/2016	399		11,000,000.00
1123905	162700203	2/3/2016	399		7,500,000.00
1125091	162700107	2/4/2016	399	24,994,409.72	
1124043	162700105	2/4/2016	399	12,998,838.89	
1125092	162700108	2/4/2016	399	1,199,070.00	
1125053	1618320	2/4/2016	399	5,590.28	
1125052	1618319	2/4/2016	399	930.00	
1125090	162700106	2/4/2016	399		1,200,000.00
1125501	163990202	2/5/2016	399	107,940,283.34	
1125496	162700202	2/5/2016	399	3,697,482.08	
1125559	1618496	2/5/2016	399	59,716.66	

Run Date: 6/30/2016
 Run Time: 2:55:37PM

Demand Account Activity

Start Date: 7/1/2015 End Date: 6/30/2016

Page: 457
 User: 0

Jnl. Entry	Ref #	Trx. Date	Ledger	Debit Amount	Credit Amount
1125498	162700203	2/5/2016	399		108,000,000.00
1125500	163990201	2/5/2016	399		3,697,482.08
1125616	163990201	2/5/2016	399		37,998,838.89
1125888	162700202	2/8/2016	399	25,198,973.33	
1125889	163990201	2/8/2016	399	9,993,611.11	
1125819	1618557	2/8/2016	399	6,388.89	
1125891	163990202	2/8/2016	399		35,198,973.33
1126277	163990201	2/9/2016	399	35,198,973.33	
1126276	162700205	2/9/2016	399	10,331,666.67	
1126333	1618714	2/9/2016	399	1,026.67	
1126275	162700204	2/9/2016	399		15,204,861.11
1126278	163990202	2/9/2016	399		19,995,138.89
1126280	163990203	2/9/2016	399		10,331,666.67
1126777	163990201	2/10/2016	399	19,973,688.89	
1126803	1618932	2/10/2016	399	26,311.11	
1126776	162700202	2/10/2016	399		20,000,000.00
1127265	162700206	2/11/2016	399	121,994,468.06	
1127266	163990201	2/11/2016	399		121,994,468.06
1127669	163990201	2/12/2016	399	126,984,890.28	
1127746	Back Out Journal Er	2/12/2016	399	45,000,000.00	
1127670	163990202	2/12/2016	399	44,958,222.22	
1127605	1619143	2/12/2016	399	24,444.44	
1127604	1619142	2/12/2016	399	17,333.34	
1127550	1619118	2/12/2016	399	15,109.72	
1127667	162700203	2/12/2016	399		127,000,000.00
1127668	162700204	2/12/2016	399		45,000,000.00
1127747	Correct Journal Entr	2/12/2016	399		25,000,000.00
1127749	162700215	2/12/2016	399		20,000,000.00
1128126	162700202	2/16/2016	399	39,972,388.89	
1128053	162700204	2/16/2016	399	23,895,818.41	
1128143	163990205	2/16/2016	399	19,995,138.89	
1128033	163990201	2/16/2016	399	15,388,646.81	
1128107	1619348	2/16/2016	399	2,626,680.17	
1128033	163990201	2/16/2016	399	153,600.91	
1128128	163990202	2/16/2016	399		39,972,388.89
1128140	163990204	2/16/2016	399		169,423,972.06
1128553	163990206	2/17/2016	399	157,641,016.67	
1128548	163990201	2/17/2016	399	24,971,666.67	
1128549	163990202	2/17/2016	399	24,918,750.00	
1128546	162700206	2/17/2016	399	19,982,494.44	
1128457	163990210	2/17/2016	399	14,999,625.00	
1128547	162700212	2/17/2016	399	4,510,524.12	
1128566	1619498	2/17/2016	399	1,499,832.24	
1128569	1619500	2/17/2016	399	4,861.11	
1128568	1619499	2/17/2016	399	375.00	
1128550	163990203	2/17/2016	399		74,169,611.90
1128551	163990204	2/17/2016	399		24,971,666.67
1128552	163990205	2/17/2016	399		44,901,244.44
1130131	163990205	2/18/2016	399	71,162,596.93	
1130038	162700202	2/18/2016	399	56,679,860.85	
1130080	163990201	2/18/2016	399	34,980,166.67	
1130083	163990203	2/18/2016	399	2,793,527.65	
1130146	1619619	2/18/2016	399	49,080.21	
1130083	163990203	2/18/2016	399	34,856.72	
1130219	1619686	2/18/2016	399	19,833.33	
1130082	163990202	2/18/2016	399		162,842,457.78

Run Date: 6/30/2016
 Run Time: 2:55:37PM

Demand Account Activity

Start Date: 7/1/2015 End Date: 6/30/2016

Page: 458
 User: 0

Jnl. Entry	Ref #	Trx. Date	Ledger	Debit Amount	Credit Amount
1130543	163990201	2/19/2016	399	209,778,166.67	
1130561	163990205	2/19/2016	399	69,910,705.40	
1130658	163990207	2/19/2016	399	9,998,180.60	
1130476	1619830	2/19/2016	399	1,251,891.53	
1130559	1619743	2/19/2016	399	221,833.33	
1130533	162700205	2/19/2016	399		140,311,787.30
1130545	163990202	2/19/2016	399		66,989,566.70
1130547	163990204	2/19/2016	399		71,162,596.93
1130596	163990206	2/19/2016	399		2,698,646.00
1130637	162800201	2/19/2016	399		9,998,180.60
1130978	162700202	2/22/2016	399	32,027,211.02	
1131098	163990201	2/22/2016	399	2,499,524.31	
1131099	163990202	2/22/2016	399	2,452,079.74	
1131122	1619978	2/22/2016	399	16,527.31	
1131046	1619916	2/22/2016	399	475.69	
1131100	163990203	2/22/2016	399		36,995,818.06
1131521	162700205	2/23/2016	399	63,453,484.43	
1131606	163990201	2/23/2016	399	9,997,716.67	
1131506	163990201	2/23/2016	399	41,045.86	
1131631	1620115	2/23/2016	399	2,283.33	
1131505	162700203	2/23/2016	399		41,045.86
1131608	163990202	2/23/2016	399		73,453,484.43
1132002	163990202	2/24/2016	399	69,887,498.23	
1131987	162700203	2/24/2016	399	41,671,500.57	
1132019	1620200	2/24/2016	399	12,501.77	
1132001	163990201	2/24/2016	399		111,571,500.57
1132472	163990201	2/25/2016	399	151,582,158.90	
1132470	163990203	2/25/2016	399	19,993,400.00	
1132471	163990205	2/25/2016	399	13,677,395.48	
1132455	1620369	2/25/2016	399	1,163,079.01	
1132462	1620377	2/25/2016	399	9,841.10	
1132095	1620269	2/25/2016	399	6,600.00	
1132424	162700202	2/25/2016	399		12,138.89
1132426	162700203	2/25/2016	399		1,952,313.26
1132473	163990202	2/25/2016	399		19,987,861.11
1132474	163990204	2/25/2016	399		142,290,887.34
1132475	163990206	2/25/2016	399		22,189,275.05
1132796	163990202	2/26/2016	399	151,401,013.17	
1132772	1620400	2/26/2016	399	23,986.83	
1132794	162700203	2/26/2016	399		21,495,584.44
1132795	163990201	2/26/2016	399		129,929,415.56
1133475	162700211	2/29/2016	399	255,490,443.06	
1133455	1620591	2/29/2016	399	74,556.94	
1133466	162700208	2/29/2016	399		78,396,854.89
1133470	162700209	2/29/2016	399		49,988,333.33
1133473	162700210	2/29/2016	399		127,179,811.78
1133837	Back Out Journal Er	3/1/2016	399	15,012,716.46	
1133603	163990301	3/1/2016	399	14,998,388.89	
1133609	163990302	3/1/2016	399	10,000.00	
1133840	1620692	3/1/2016	399	2,716.46	
1133839	1620691	3/1/2016	399	1,611.11	
1133587	162700302	3/1/2016	399		15,012,716.46
1133606	162700302	3/1/2016	399		15,012,716.46
1134223	163990301	3/2/2016	399	10,688,378.61	
1134224	163990202	3/2/2016	399	1,199,263.33	
1133954	1620783	3/2/2016	399	11,621.39	

Run Date: 6/30/2016
 Run Time: 2:55:37PM

Demand Account Activity

Start Date: 7/1/2015 End Date: 6/30/2016

Page: 459
 User: 0

Jnl. Entry	Ref #	Trx. Date	Ledger	Debit Amount	Credit Amount
1133955	1620784	3/2/2016	399	736.67	
1134221	162700304	3/2/2016	399		10,700,000.00
1134222	162700305	3/2/2016	399		1,200,000.00
1135440	162700302	3/3/2016	399	32,576,333.33	
1135437	163990302	3/3/2016	399	19,898,054.00	
1135510	162700310	3/3/2016	399	2,500,000.00	
1135294	163990301	3/3/2016	399	2,498,218.75	
1135536	1621018	3/3/2016	399	11,946.00	
1135424	1620920	3/3/2016	399	1,781.25	
1135492	163990303	3/3/2016	399		54,986,333.33
1135523	162700311	3/3/2016	399		2,500,000.00
1135828	163990301	3/4/2016	399	134,898,277.78	
1135808	1621043	3/4/2016	399	101,722.22	
1135825	162700303	3/4/2016	399		135,000,000.00
1136228	162700303	3/7/2016	399	63,986,391.67	
1136230	163990302	3/7/2016	399	49,988,333.33	
1136251	1621195	3/7/2016	399	11,666.67	
1136229	163990301	3/7/2016	399		113,986,391.67
1136374	163990301	3/8/2016	399	9,995,875.00	
1136373	162700301	3/8/2016	399		10,000,000.00
1137029	163990301	3/9/2016	399	24,997,375.00	
1137028	162700304	3/9/2016	399	5,985,255.86	
1137031	1621438	3/9/2016	399	4,125.00	
1137019	1621437	3/9/2016	399	2,625.00	
1137033	163990302	3/9/2016	399		30,985,255.86
1137200	162700302	3/10/2016	399	119,324,650.53	
1137474	163990301	3/10/2016	399	30,985,255.86	
1137609	1621691	3/10/2016	399	744.14	
1137475	163990302	3/10/2016	399		147,398,312.01
1137476	163990303	3/10/2016	399		2,912,338.52
1137996	163990301	3/11/2016	399	186,140,640.50	
1137997	163990302	3/11/2016	399	19,982,494.44	
1138005	1621754	3/11/2016	399	59,359.50	
1138004	1621753	3/11/2016	399	17,505.56	
1137991	162700303	3/11/2016	399		71,264,881.94
1137992	162700303	3/11/2016	399		20,000,000.00
1137998	163990303	3/11/2016	399		114,935,118.06
1137999	163990304	3/11/2016	399		0.30
1138422	162700303	3/14/2016	399	65,955,977.78	
1138427	163990302	3/14/2016	399	24,967,736.11	
1138144	1621876	3/14/2016	399	32,263.89	
1138425	163990301	3/14/2016	399		90,955,977.78
1138867	162700304	3/15/2016	399	35,205,170.94	
1138835	163990304	3/15/2016	399	19,987,861.11	
1138859	1622034	3/15/2016	399	4,632,518.72	
1138827	1622032	3/15/2016	399	12,138.89	
1138858	162700303	3/15/2016	399		20,000,000.00
1138876	163990302	3/15/2016	399		5,178,660.91
1138878	163990303	3/15/2016	399		51,974,850.50
1139199	162700305	3/16/2016	399	97,540,756.68	
1139198	162700304	3/16/2016	399	20,974,975.00	
1139292	163990305	3/16/2016	399	1,121,057.31	
1139294	1622246	3/16/2016	399	56,737.30	
1139200	163990301	3/16/2016	399		20,974,975.00
1139201	163990302	3/16/2016	399		98,718,551.29
1139885	162700303	3/17/2016	399	72,754,567.97	

Run Date: 6/30/2016
 Run Time: 2:55:37PM

Demand Account Activity

Start Date: 7/1/2015 End Date: 6/30/2016

Page: 460
 User: 0

Jnl. Entry	Ref #	Trx. Date	Ledger	Debit Amount	Credit Amount
1139590	163990301	3/17/2016	399	19,574,934.17	
1139883	TAS0000 Adjustmer	3/17/2016	399		2,259,112.40
1139925	163990305	3/17/2016	399		14,773,492.25
1140009	163990306	3/17/2016	399		57,981,075.72
1141107	163990301	3/18/2016	399	193,384,998.22	
1141112	163990304	3/18/2016	399	19,978,988.89	
1141129	1622485	3/18/2016	399	114,001.78	
1141086	1622450	3/18/2016	399	21,011.11	
1141084	162700303	3/18/2016	399		7,508,750.00
1141105	162700303	3/18/2016	399		169,501,100.00
1141109	163990302	3/18/2016	399		12,491,250.00
1141111	163990303	3/18/2016	399		23,997,900.00
1141627	162700303	3/21/2016	399	29,982,000.00	
1141665	163990308	3/21/2016	399	24,993,611.11	
1141638	163990304	3/21/2016	399	23,997,900.00	
1141625	162700302	3/21/2016	399	12,597,472.25	
1141636	1141636	3/21/2016	399	1,198,586.70	
1141602	1622673	3/21/2016	399	15,346.91	
1141600	1622672	3/21/2016	399	2,100.00	
1141632	163990301	3/21/2016	399		37,811,405.86
1141635	163990302	3/21/2016	399		29,982,000.00
1141683	162700311	3/21/2016	399		24,993,611.11
1141725	162700303	3/22/2016	399	150,753,209.84	
1141748	163990301	3/22/2016	399	24,971,666.67	
1141749	163990302	3/22/2016	399	1,999,545.00	
1142052	1622767	3/22/2016	399	28,333.33	
1142124	1622831	3/22/2016	399	455.00	
1141984	163990303	3/22/2016	399		2,356,470.95
1141989	163990304	3/22/2016	399		150,396,738.89
1141747	162700304	3/22/2016	399		25,000,000.00
1142449	162700303	3/23/2016	399	109,180,744.08	
1142570	163990306	3/23/2016	399	94,885,863.83	
1142450	163990301	3/23/2016	399	74,423,009.24	
1142461	1622878	3/23/2016	399	17,990.76	
1142451	163990302	3/23/2016	399		183,621,744.08
1142571	163990307	3/23/2016	399		94,885,863.83
1142895	163990301	3/24/2016	399	104,939,743.06	
1142882	162700301	3/24/2016	399	92,835,551.33	
1142961	1623084	3/24/2016	399	60,256.94	
1142896	163990302	3/24/2016	399		197,835,551.33
1143378	162700305	3/25/2016	399		12,225,406.54
1143379	162700306	3/25/2016	399		79,737.08
1143750	163990301	3/28/2016	399	163,885,790.28	
1143767	163990306	3/28/2016	399	11,945,545.92	
1143747	162700304	3/28/2016	399	1,198,826.67	
1143784	1623348	3/28/2016	399	1,112,260.27	
1143408	1623246	3/28/2016	399	114,209.72	
1143753	163990305	3/28/2016	399	65,028.61	
1143778	1623347	3/28/2016	399	14,708.47	
1143749	162700305	3/28/2016	399		83,355,880.24
1143751	163990302	3/28/2016	399		81,476,519.45
1143752	163990303	3/28/2016	399		1,198,826.67
1144188	163990303	3/29/2016	399	235,180,717.90	
1144184	162700303	3/29/2016	399	7,991,388.89	
1144193	1623459	3/29/2016	399	71,282.10	
1144114	162700302	3/29/2016	399		146,770,111.11

Run Date: 6/30/2016
 Run Time: 2:55:37PM

Demand Account Activity

Start Date: 7/1/2015 End Date: 6/30/2016

Page: 461
 User: 0

Jnl. Entry	Ref #	Trx. Date	Ledger	Debit Amount	Credit Amount
1144186	163990301	3/29/2016	399		7,991,388.89
1144187	163990302	3/29/2016	399		88,481,888.89
1144553	163990301	3/30/2016	399	39,984,111.11	
1144542	1623487	3/30/2016	399	15,888.89	
1144552	162700302	3/30/2016	399		40,000,000.00
1145900	162700315	3/31/2016	399	96,306,468.36	
1145902	162700316	3/31/2016	399	10,004,166.67	
1145796	1623641	3/31/2016	399	14,531.64	
1145889	162700313	3/31/2016	399		10,004,166.67
1145895	162700314	3/31/2016	399		96,321,000.00
1146631	163990401	4/1/2016	399	210,618,055.55	
1146633	1623826	4/1/2016	399	381,944.45	
1146627	162700406	4/1/2016	399		46,351,382.90
1146641	163990402	4/1/2016	399		164,676,868.07
1146687	162700403	4/4/2016	399	55,104,080.60	
1146703	163990401	4/4/2016	399	14,798,766.67	
1146710	1623876	4/4/2016	399	1,233.33	
1146704	163990402	4/4/2016	399		69,904,080.60
1147421	163990401	4/5/2016	399	1,997,291.67	
1147509	1624056	4/5/2016	399	28,250.97	
1147419	162700401	4/5/2016	399		2,000,000.00
1147828	162700402	4/6/2016	399	10,647,789.38	
1147882	1624160	4/6/2016	399	4,844.45	
1147881	1624159	4/6/2016	399	2,708.33	
1147829	163990401	4/6/2016	399		10,647,789.38
1147999	162700404	4/7/2016	399	39,773,206.95	
1147992	163990401	4/7/2016	399	10,991,261.11	
1148006	1624249	4/7/2016	399	8,738.89	
1147989	162700402	4/7/2016	399		11,000,000.00
1148295	163990402	4/7/2016	399		39,773,206.95
1148394	163990402	4/8/2016	399	79,776,116.67	
1148730	163990403	4/8/2016	399	42,473,250.00	
1148752	1624370	4/8/2016	399	26,750.00	
1148757	1624371	4/8/2016	399	23,883.33	
1148390	162700403	4/8/2016	399		79,800,000.00
1148391	162700404	4/8/2016	399		29,750.00
1148393	163990401	4/8/2016	399		42,470,250.00
1149208	162700402	4/11/2016	399	14,799,588.89	
1149115	163990401	4/11/2016	399		14,799,588.89
1149614	162700402	4/12/2016	399	39,147,991.62	
1149604	163990401	4/12/2016	399	17,799,088.89	
1149642	1624686	4/12/2016	399	911.11	
1149613	163990402	4/12/2016	399		113,738,972.23
1150078	163990401	4/13/2016	399	51,401,169.94	
1150065	162700402	4/13/2016	399	39,810,569.45	
1150135	1624839	4/13/2016	399	48,830.06	
1150079	163990402	4/13/2016	399		91,260,569.45
1151372	162700403	4/14/2016	399	162,820,756.88	
1151256	163990401	4/14/2016	399	56,385,156.07	
1151373	162700404	4/14/2016	399	24,982,222.22	
1151375	163990403	4/14/2016	399	19,953,600.00	
1151291	1624902	4/14/2016	399	405,824.55	
1151434	1625024	4/14/2016	399	46,400.00	
1151374	163990402	4/14/2016	399		182,820,756.88
1151376	163990405	4/14/2016	399		24,982,222.22
1151910	162700413	4/15/2016	399	241,150,510.36	

Run Date: 6/30/2016
 Run Time: 2:55:37PM

Demand Account Activity

Start Date: 7/1/2015 End Date: 6/30/2016

Page: 462
 User: 0

Jnl. Entry	Ref #	Trx. Date	Ledger	Debit Amount	Credit Amount
1151815	162700407	4/15/2016	399	41,310,879.70	
1151758	1625073	4/15/2016	399	2,340,290.22	
1151899	1625181	4/15/2016	399	197,489.64	
1151861	162700410	4/15/2016	399	173,015.79	
1151898	1625180	4/15/2016	399	195.68	
1151880	162700412	4/15/2016	399		105,380,863.19
1151892	162700414	4/15/2016	399		179,618,306.73
1151906	162700415	4/15/2016	399		173,211.47
1152376	162700417 cp mat	4/18/2016	399	15,498,752.08	
1152345	162700407	4/18/2016	399	11,321,128.19	
1152374	162700416	4/18/2016	399	2,176,516.96	
1152344	162700406	4/18/2016	399	618,682.67	
1152295	1625241	4/18/2016	399	56,581.83	
1152350	162700414	4/18/2016	399		29,678,578.78
1152756	162700404	4/19/2016	399	79,421,965.28	
1152721	163990401	4/19/2016	399	7,999,777.78	
1152867	1625444	4/19/2016	399	5,669.13	
1152865	1625443	4/19/2016	399	1,247.92	
1152859	1625445	4/19/2016	399	222.22	
1152757	163990402	4/19/2016	399		87,421,965.28
1153244	162700406	4/20/2016	399	119,868,838.67	
1153240	162700404	4/20/2016	399	24,990,375.00	
1153246	163990401	4/20/2016	399	7,999,788.89	
1153249	163990404	4/20/2016	399	2,393,625.79	
1153269	1625553	4/20/2016	399	12,314.85	
1153268	1625552	4/20/2016	399	211.11	
1153247	163990402	4/20/2016	399		24,990,375.00
1153248	163990403	4/20/2016	399		130,274,779.31
1153255	163990410	4/20/2016	399		24,990,375.00
1153678	162700416	4/21/2016	399	212,872,677.05	
1153599	162700403	4/21/2016	399	24,990,375.00	
1153682	162700414	4/21/2016	399	16,973,083.33	
1153683	163990402	4/21/2016	399	1,499,693.75	
1153708	1625697	4/21/2016	399	306.25	
1153680	163990401	4/21/2016	399		16,973,083.33
1153684	163990403	4/21/2016	399		213,514,388.01
1153685	163990405	4/21/2016	399		858,289.04
1153796	163990402	4/22/2016	399	99,404,970.83	
1153793	162700404	4/22/2016	399	37,824,723.61	
1154064	1625742	4/22/2016	399	95,029.17	
1153795	163990401	4/22/2016	399		137,324,723.61
1154618	163990401	4/25/2016	399	74,961,005.56	
1154619	163990402	4/25/2016	399	14,977,894.49	
1154613	1625974	4/25/2016	399	1,041,245.57	
1154622	163990404	4/25/2016	399	110,679.04	
1154574	1625935	4/25/2016	399	38,994.44	
1154645	1626010	4/25/2016	399	19,019.55	
1154616	162700405	4/25/2016	399		129,698.59
1154621	163990403	4/25/2016	399		61,431,613.06
1154529	162700403	4/25/2016	399		29,587,527.00
1155043	163990403	4/26/2016	399	372,607,066.82	
1154949	163990401	4/26/2016	399	9,983,713.89	
1155050	1626124	4/26/2016	399	317,933.18	
1154954	1626049	4/26/2016	399	16,286.11	
1154946	162700402	4/26/2016	399		10,000,000.00
1155041	162700405	4/26/2016	399		130,265,295.72

Run Date: 6/30/2016
 Run Time: 2:55:37PM

Demand Account Activity

Start Date: 7/1/2015 End Date: 6/30/2016

Page: 463
 User: 0

Jnl. Entry	Ref #	Trx. Date	Ledger	Debit Amount	Credit Amount
1155042	163990402	4/26/2016	399		239,808,933.34
1155044	163990404	4/26/2016	399		2,850,770.94
1155456	163990401	4/27/2016	399	179,991,488.89	
1155467	1626223	4/27/2016	399	8,511.11	
1155455	162700405	4/27/2016	399		120,042,777.78
1155457	163990402	4/27/2016	399		59,957,222.22
1155584	162700403	4/28/2016	399	88,660,000.00	
1156640	163990401	4/28/2016	399	11,295,291.67	
1156648	162700404	4/28/2016	399	9,991,802.78	
1156707	1626364	4/28/2016	399	4,708.33	
1156641	163990402	4/28/2016	399		99,960,000.00
1156642	163990403	4/28/2016	399		9,991,802.78
1157498	162700421	4/29/2016	399	200,078,828.53	
1157485	162700421	4/29/2016	399	51,660,465.56	
1157482	1626543	4/29/2016	399	121,171.47	
1157471	1626540	4/29/2016	399	29,750.00	
1157481	1626542	4/29/2016	399	8,611.11	
1157480	1626541	4/29/2016	399	1,173.33	
1157458	162700418	4/29/2016	399		99,402,500.00
1157483	162700419	4/29/2016	399		607,258.08
1157484	162700420	4/29/2016	399		51,092,741.92
1157420	162700416MBSPLU	4/29/2016	399		1,599,304.03
1157479	162700417	4/29/2016	399		99,198,195.97
1157555	162700503	5/2/2016	399	71,936,800.21	
1157764	163990503	5/2/2016	399	22,595,641.67	
1157762	163990501	5/2/2016	399	15,000.00	
1157756	1626583	5/2/2016	399	4,358.33	
1157758	1626584	5/2/2016	399	2,667.29	
1157763	163990502	5/2/2016	399		94,554,467.50
1158085	163990501	5/3/2016	399	51,092,741.92	
1158183	162700504	5/3/2016	399	37,982,495.00	
1158095	1626656	5/3/2016	399	3,500.36	
1158093	1626655	5/3/2016	399	658.89	
1158091	1626654	5/3/2016	399	98.83	
1158102	162700503	5/3/2016	399		11,881,073.15
1158186	163990502	5/3/2016	399		39,215,926.85
1158187	163990503	5/3/2016	399		37,982,495.00
1158614	162700506	5/4/2016	399	31,600,070.42	
1158625	163990501	5/4/2016	399	24,990,375.00	
1158639	163990505	5/4/2016	399	24,982,222.22	
1158550	1626780	5/4/2016	399	17,777.78	
1158552	1626781	5/4/2016	399	9,625.00	
1158615	162700515	5/4/2016	399		23,437.50
1158623	162700517	5/4/2016	399		25,000,000.00
1158628	163990502	5/4/2016	399		6,661,007.92
1158632	163990503	5/4/2016	399		24,939,062.50
1158636	163990504	5/4/2016	399		24,976,562.50
1159094	163990503	5/5/2016	399	44,983,222.22	
1159087	162700503	5/5/2016	399	19,980,050.00	
1159044	162700502	5/5/2016	399	12,186,210.50	
1159090	162700505	5/5/2016	399	12,186,210.50	
1159053	1627017	5/5/2016	399	16,777.78	
1159015	Back Out Journal Er	5/5/2016	399		12,186,210.50
1159091	162700506	5/5/2016	399		18,130,855.59
1159092	163990501	5/5/2016	399		1,136,599.97
1159093	163990502	5/5/2016	399		25,732,544.44

Run Date: 6/30/2016
 Run Time: 2:55:37PM

Demand Account Activity

Start Date: 7/1/2015 End Date: 6/30/2016

Page: 464
 User: 0

Jnl. Entry	Ref #	Trx. Date	Ledger	Debit Amount	Credit Amount
1159095	163990504	5/5/2016	399		12,186,210.50
1159096	163990505	5/5/2016	399		19,980,050.00
1159462	163990501	5/6/2016	399	89,949,555.56	
1159466	163990504	5/6/2016	399	1,136,599.97	
1159505	1627163	5/6/2016	399	50,444.44	
1159158	162700502	5/6/2016	399		59,180,658.74
1159464	163990502	5/6/2016	399		29,976,083.33
1159465	163990503	5/6/2016	399		1,979,857.90
1159809	162700503	5/9/2016	399	45,806,083.33	
1159810	163990501	5/9/2016	399	4,099,123.06	
1159819	1627218	5/9/2016	399	876.94	
1159811	163990502	5/9/2016	399		49,906,083.33
1160166	163990501	5/10/2016	399	49,980,694.44	
1159901	1627290	5/10/2016	399	19,305.56	
1160162	162700501	5/10/2016	399		40,004,958.33
1160170	163990502	5/10/2016	399		9,995,041.67
1160583	162700504	5/11/2016	399	29,987,750.00	
1160593	163990501	5/11/2016	399		29,987,750.00
1161927	162700503	5/12/2016	399	149,972,997.25	
1161931	163990502	5/12/2016	399	6,661,007.92	
1161928	162700504	5/12/2016	399		974,430.75
1161930	163990501	5/12/2016	399		149,972,997.25
1161932	163990503	5/12/2016	399		5,686,577.17
1162392	163990502	5/13/2016	399	338,369,741.98	
1162385	1627805	5/13/2016	399	204,258.02	
1162390	163990501	5/13/2016	399		228,599,744.41
1162393	163990503	5/13/2016	399		109,974,255.59
1162783	163990505	5/16/2016	399	54,959,438.89	
1162779	163990501	5/16/2016	399	48,046,548.90	
1162696	162700516	5/16/2016	399	14,866,062.92	
1162780	163990502	5/16/2016	399	6,017,731.85	
1162719	1627856	5/16/2016	399	2,190,654.60	
1162781	163990503	5/16/2016	399	159,340.32	
1162718	1627855	5/16/2016	399	44,630.84	
1162766	1627903	5/16/2016	399	40,561.11	
1162717	1627854	5/16/2016	399	16,702.14	
1162775	162700504	5/16/2016	399		59,708,263.20
1162778	162700505	5/16/2016	399		176,042.46
1162782	163990504	5/16/2016	399		112,844,919.45
1163654	163990502	5/17/2016	399	60,720,055.58	
1163653	163990501	5/17/2016	399	24,918,750.00	
1163718	162700504	5/17/2016	399	20,825,333.66	
1163648	1627937	5/17/2016	399	533,560.88	
1163657	1627938	5/17/2016	399	81,250.00	
1163714	163990503	5/17/2016	399		35,691,396.58
1163652	162700503	5/17/2016	399		25,000,000.00
1164351	163990501	5/18/2016	399	34,490,907.64	
1164349	162700505	5/18/2016	399	23,967,360.00	
1164238	162700503	5/18/2016	399	22,979,090.00	
1164355	162700512	5/18/2016	399	2,972,325.00	
1164395	163990511	5/18/2016	399	981,218.26	
1164378	1628198	5/18/2016	399	8,750.00	
1164376	1628197	5/18/2016	399	342.36	
1164352	163990502	5/18/2016	399		37,472,325.00
1164353	163990503	5/18/2016	399		22,979,090.00
1164354	163990504	5/18/2016	399		23,967,360.00

Run Date: 6/30/2016
 Run Time: 2:55:37PM

Demand Account Activity

Start Date: 7/1/2015 End Date: 6/30/2016

Page: 465
 User: 0

Jnl. Entry	Ref #	Trx. Date	Ledger	Debit Amount	Credit Amount
1164386	162700516	5/18/2016	399		52,679.81
1164393	163990510	5/18/2016	399		928,538.45
1164796	162700508	5/19/2016	399	109,686,540.42	
1164797	162700509	5/19/2016	399		109,686,540.42
1165249	163990504	5/20/2016	399	108,975,306.11	
1165245	162700504	5/20/2016	399	14,302,491.06	
1165248	163990503	5/20/2016	399	1,438,842.51	
1165272	1628484	5/20/2016	399	24,693.89	
1165226	1628450	5/20/2016	399	11,209.12	
1165246	1163990501	5/20/2016	399		117,930,575.01
1165247	163990502	5/20/2016	399		6,821,967.68
1165320	162700503	5/23/2016	399	157,403,955.00	
1165642	163990501	5/23/2016	399	16,982,546.67	
1165645	163990503	5/23/2016	399	1,998,402.78	
1165709	1628628	5/23/2016	399	17,453.33	
1165583	1628532	5/23/2016	399	1,597.22	
1165603	162700504	5/23/2016	399		2,000,000.00
1165640	163990502	5/23/2016	399		174,403,955.00
1166688	163990503	5/25/2016	399	274,738,361.16	
1166699	163990504	5/25/2016	399	29,988,191.70	
1166680	163990501	5/25/2016	399	7,993,400.00	
1166656	1628902	5/25/2016	399	261,638.84	
1166689	163990504	5/25/2016	399	159,820.55	
1166585	1628816	5/25/2016	399	6,600.00	
1166675	162700503	5/25/2016	399		8,000,000.00
1166677	162700505	5/25/2016	399		126,437,695.45
1166679	162700506	5/25/2016	399		159,820.55
1166687	163990502	5/25/2016	399		166,373,652.81
1166711	163990505	5/25/2016	399		29,988,191.70
1167835	162700503	5/26/2016	399	31,876,525.03	
1167849	163990503	5/26/2016	399	18,092,961.11	
1167887	163990504	5/26/2016	399	16,594,642.60	
1167840	162700505	5/26/2016	399	9,990,333.33	
1167880	1629071	5/26/2016	399	1,216,705.65	
1167874	1629064	5/26/2016	399	7,038.89	
1167842	163990501	5/26/2016	399		9,990,333.33
1167846	163990502	5/26/2016	399		49,976,525.03
1168385	163990504	5/27/2016	399	152,873,310.42	
1168287	163990501	5/27/2016	399	16,901,762.05	
1168418	1629193	5/27/2016	399	126,689.58	
1168330	TAS0000 MBS Int C	5/27/2016	399		307,119.47
1168305	163990502	5/27/2016	399		16,594,642.60
1168383	162700503	5/27/2016	399		80,846,331.09
1168384	163990503	5/27/2016	399		2,239,730.06
1168386	163990505	5/27/2016	399		69,913,938.85
1168919	162700512	5/31/2016	399	71,870,041.67	
1168926	162700514	5/31/2016	399	24,975,694.44	
1168924	162700513	5/31/2016	399	23,048,858.34	
1168857	1629248	5/31/2016	399	29,958.33	
1168801	1629222	5/31/2016	399	24,305.56	
1168913	162700511	5/31/2016	399		94,948,858.34
1168927	162700515	5/31/2016	399		24,983,000.00
1168928	162700516	5/31/2016	399		17,000.00
1169304	163990602	6/1/2016	399	9,995,155.56	
1169306	163990604	6/1/2016	399	7,004,425.00	
1169303	163990601	6/1/2016	399	4,195,810.50	

Run Date: 6/30/2016
 Run Time: 2:55:37PM

Demand Account Activity

Start Date: 7/1/2015 End Date: 6/30/2016

Page: 466
 User: 0

Jnl. Entry	Ref #	Trx. Date	Ledger	Debit Amount	Credit Amount
1168996	1629376	6/1/2016	399	19,950.00	
1169308	163990605	6/1/2016	399	15,000.00	
1169318	1629389	6/1/2016	399	4,844.44	
1169317	1629388	6/1/2016	399	2,992.50	
1169314	1629386	6/1/2016	399	2,630.42	
1169315	1629387	6/1/2016	399	1,197.00	
1169299	162700602	6/1/2016	399		4,200,000.00
1169300	162700603	6/1/2016	399		7,024,375.00
1169301	162700604	6/1/2016	399		5,022,630.42
1169305	163990603	6/1/2016	399		4,995,000.00
1169687	162700601	6/2/2016	399	14,975,000.00	
1169606	16399+0601	6/2/2016	399		14,975,000.00
1170091	163990601	6/3/2016	399	93,441,950.00	
1169789	162700601	6/3/2016	399	4,197,711.00	
1170088	1629618	6/3/2016	399	58,050.00	
1170060	162700602	6/3/2016	399		72,711,336.00
1170092	163990602	6/3/2016	399		20,788,664.00
1170093	163990603	6/3/2016	399		4,197,711.00
1170467	162700603	6/6/2016	399	17,642,901.39	
1170550	163990602	6/6/2016	399	9,995,041.67	
1170555	1629798	6/6/2016	399	4,958.33	
1170549	163990601	6/6/2016	399		27,642,901.39
1170939	163990602	6/7/2016	399	45,987,680.59	
1170937	162700602	6/7/2016	399	6,972,723.60	
1171033	1629937	6/7/2016	399	12,319.41	
1170938	163990601	6/7/2016	399		52,972,723.60
1171569	163990502	6/8/2016	399	126,437,695.45	
1171426	162700605	6/8/2016	399	12,785,184.44	
1171430	163990604	6/8/2016	399	10,999,648.61	
1171417	162700603	6/8/2016	399	159,820.55	
1171427	163990601	6/8/2016	399	159,820.25	
1171437	1630004	6/8/2016	399	351.39	
1171425	162700604	6/8/2016	399		159,820.25
1171428	163990602	6/8/2016	399		159,820.55
1171429	163990603	6/8/2016	399		23,785,184.44
1171568	163990501	6/8/2016	399		126,437,695.44
1180339	CP Inventory Correc	6/8/2016	399		0.38
1171600	162700603	6/9/2016	399	63,471,055.56	
1172737	163990602	6/9/2016	399	16,492,850.00	
1172749	1630236	6/9/2016	399	7,150.00	
1172736	163990601	6/9/2016	399		44,971,055.56
1172738	163990603	6/9/2016	399		35,000,000.00
1173288	163990602	6/10/2016	399	401,212,039.73	
1173290	163990604	6/10/2016	399	7,990,400.00	
1173296	1630402	6/10/2016	399	287,960.27	
1173297	1630403	6/10/2016	399	9,600.00	
1173285	162700604	6/10/2016	399		6,400.00
1173287	163990601	6/10/2016	399		79,916,145.83
1173289	163990603	6/10/2016	399		1,135,192.59
1173291	163990605	6/10/2016	399		7,993,600.00
1173203	162700604	6/10/2016	399		320,448,661.58
1174119	162700601	6/13/2016	399	37,472,066.71	
1174122	163990602	6/13/2016	399	14,992,562.50	
1174118	1630545	6/13/2016	399	7,437.50	
1174121	163990601	6/13/2016	399		7,489,566.71
1174123	163990603	6/13/2016	399		44,982,500.00

Run Date: 6/30/2016
 Run Time: 2:55:37PM

Demand Account Activity

Start Date: 7/1/2015 End Date: 6/30/2016

Page: 467
 User: 0

Jnl. Entry	Ref #	Trx. Date	Ledger	Debit Amount	Credit Amount
1174501	162700601	6/14/2016	399	119,432,563.20	
1174516	163990601	6/14/2016	399	19,989,500.00	
1174613	1630691	6/14/2016	399	10,500.00	
1174517	163990602	6/14/2016	399		139,432,563.20
1175109	162700605	6/15/2016	399	100,899,757.52	
1175146	162700606	6/15/2016	399	94,676,107.34	
1175116	163990603	6/15/2016	399	33,839,870.19	
1175118	Back Out Journal Er	6/15/2016	399	6,223,650.18	
1175137	1630809	6/15/2016	399	13,129.81	
1175112	163990601	6/15/2016	399		183,899,905.14
1175115	163990602	6/15/2016	399		174,114.40
1175117	163990605	6/15/2016	399		6,223,650.18
1175145	Back Out Journal Er	6/15/2016	399		100,899,757.52
1175700	162700603	6/16/2016	399	52,421,602.59	
1175716	163990604	6/16/2016	399	26,980,698.61	
1175715	163990603	6/16/2016	399	1,730,232.92	
1175717	163990604	6/16/2016	399	157,778.81	
1175726	1630964	6/16/2016	399	41,481.33	
1175727	1630965	6/16/2016	399	19,301.39	
1175725	1630963	6/16/2016	399	16,335.59	
1175698	163990601	6/16/2016	399		6,223,650.16
1175714	163990602	6/16/2016	399		74,969,666.68
1176280	162700604	6/17/2016	399	117,873,766.67	
1176285	163990604	6/17/2016	399	86,951,977.78	
1176284	163990602	6/17/2016	399	9,992,500.00	
1176311	1631112	6/17/2016	399	48,022.22	
1176308	1631111	6/17/2016	399	7,500.00	
1176282	163990601	6/17/2016	399		9,993,991.67
1176286	163990605	6/17/2016	399		204,873,766.67
1176118	162700603	6/17/2016	399		6,008.33
1176681	163990601	6/20/2016	399	53,880,824.87	
1176797	162700605	6/20/2016	399	47,993,200.00	
1176801	162700608	6/20/2016	399	16,973,083.33	
1176804	162700611	6/20/2016	399	7,000,000.00	
1176722	MBS	6/20/2016	399	1,525,633.70	
1176787	1631257	6/20/2016	399	1,489,972.93	
1176790	1631258	6/20/2016	399	26,916.67	
1176778	1631259	6/20/2016	399	19,687.50	
1176789	1631260	6/20/2016	399	9,237.72	
1176791	1631261	6/20/2016	399	6,800.00	
1176788	162700603	6/20/2016	399		23,542,953.37
1176795	162700604	6/20/2016	399		25,991,918.05
1176799	162700606	6/20/2016	399		17,000,000.00
1176802	162700609	6/20/2016	399		7,019,687.50
1177284	162700605	6/21/2016	399	49,787,563.51	
1177287	163990602	6/21/2016	399	31,788,373.72	
1177292	163990605	6/21/2016	399	4,197,711.00	
1177295	163990606	6/21/2016	399	157,778.81	
1177274	1631431	6/21/2016	399	11,626.28	
1177276	1631433	6/21/2016	399	1,635.00	
1177278	1631432	6/21/2016	399	654.00	
1177285	162700606	6/21/2016	399		1,470.00
1177286	163990601	6/21/2016	399		73,489,600.87
1177288	163990603	6/21/2016	399		8,097,962.64
1177289	163990604	6/21/2016	399		4,198,530.00
1177297	163990607	6/21/2016	399		157,778.81

Run Date: 6/30/2016
 Run Time: 2:55:37PM

Demand Account Activity

Start Date: 7/1/2015 End Date: 6/30/2016

Page: 468
 User: 0

Jnl. Entry	Ref #	Trx. Date	Ledger	Debit Amount	Credit Amount
1177825	163990602	6/22/2016	399	96,443,172.51	
1177817	1631592	6/22/2016	399	14,827.49	
1177824	163990601	6/22/2016	399		4,927,066.66
1177827	163990603	6/22/2016	399		64,938,458.33
1177726	162700603	6/22/2016	399		26,592,475.01
1178000	163990603	6/23/2016	399	228,585,102.08	
1179047	162700615	6/23/2016	399	24,984,979.17	
1178002	163990605	6/23/2016	399	5,991,840.00	
1178005	162700606	6/23/2016	399	5,947,500.00	
1179100	Back Out Journal Er	6/23/2016	399	5,914,860.00	
1179071	1631725	6/23/2016	399	164,897.92	
1177908	1631630	6/23/2016	399	32,640.00	
1179070	1631724	6/23/2016	399	8,160.00	
1177995	162700604	6/23/2016	399		5,775.00
1177997	162700605	6/23/2016	399		85,002,473.33
1177998	163990601	6/23/2016	399		141,387,957.63
1177999	163990602	6/23/2016	399		5,994,225.00
1178001	163990604	6/23/2016	399		2,359,569.04
1179048	163990606	6/23/2016	399		24,984,979.17
1179049	163990607	6/23/2016	399		5,914,860.00
1179060	Correct Journal Entr	6/23/2016	399		5,980,140.00
1179530	163990603	6/24/2016	399	228,926,992.78	
1179541	163990606	6/24/2016	399	24,983,000.00	
1179596	163990610	6/24/2016	399	24,975,694.44	
1179525	163990601	6/24/2016	399	9,990,333.33	
1179583	1631892	6/24/2016	399	373,007.22	
1179600	3990602	6/24/2016	399	85,688.57	
1179584	1631893	6/24/2016	399	17,000.00	
1179113	1631767	6/24/2016	399	9,666.67	
1179519	162700603	6/24/2016	399		155,382,219.35
1179520	162700604	6/24/2016	399		24,305.56
1179522	162700606	6/24/2016	399		10,000,000.00
1179528	163990602	6/24/2016	399		64,931,708.33
1179533	163990604	6/24/2016	399		8,986,072.32
1179537	163990605	6/24/2016	399		24,975,694.44
1179595	3990601	6/24/2016	399		24,975,694.44
1179599	162700601	6/24/2016	399		85,688.57
1180316	Back Out Journal Er	6/27/2016	399	395,570,361.36	
1180288	162700616	6/27/2016	399	370,470,231.43	
1180296	162700618	6/27/2016	399	179,680,680.55	
1180279	162700611	6/27/2016	399	105,483,004.00	
1180320	162700625	6/27/2016	399	24,975,694.44	
1180325	Back Out Journal Er	6/27/2016	399	19,272,446.32	
1180326	Correct Journal Entr	6/27/2016	399	19,272,446.32	
1180287	162700615	6/27/2016	399	18,000,000.00	
1180302	1632030	6/27/2016	399	2,704,485.00	
1180290	1632023	6/27/2016	399	788,669.31	
1180291	1632024	6/27/2016	399	319,319.45	
1180322	Correct Journal Entr	6/27/2016	399	105,483.04	
1180166	1631924	6/27/2016	399	50,850.00	
1180289	1632022	6/27/2016	399	18,682.81	
1180324	162700630	6/27/2016	399	3.63	
1180275	162700620	6/27/2016	399		395,570,361.36
1180278	162700610	6/27/2016	399		60,000,000.00
1180281	162700612	6/27/2016	399		19,272,446.32
1180285	162700614	6/27/2016	399		18,050,850.00

Run Date: 6/30/2016
 Run Time: 2:55:37PM

Demand Account Activity

Start Date: 7/1/2015 End Date: 6/30/2016

Page: 469
 User: 0

Jnl. Entry	Ref #	Trx. Date	Ledger	Debit Amount	Credit Amount
1180294	162700617	6/27/2016	399		12,215,213.06
1180297	162700619	6/27/2016	399		105,450,257.64
1180300	162700621	6/27/2016	399		24,975,694.44
1180308	162700620	6/27/2016	399		395,570,361.36
1180321	Back Out Journal Er	6/27/2016	399		105,483,004.00
1180328	Correct Journal Entr	6/27/2016	399		124,165.85
1180691	162700609	6/28/2016	399	65,495,646.53	
1180711	162700614	6/28/2016	399	43,989,252.33	
1180761	162700618	6/28/2016	399	24,975,694.44	
1180709	162700612	6/28/2016	399	17,976,527.78	
1180750	1632139	6/28/2016	399	4,353.47	
1180707	162700610	6/28/2016	399		94,993,151.39
1180710	162700613	6/28/2016	399		17,976,527.78
1180720	162700615	6/28/2016	399		4,528,882.23
1180754	162700616	6/28/2016	399		6,281,176.08
1180757	1627020617	6/28/2016	399		3,686,042.63
1180766	162700627	6/28/2016	399		24,975,694.44
1181173	162700609	6/29/2016	399	139,973,463.90	
1181232	1632300	6/29/2016	399	26,536.10	
1181175	162700610	6/29/2016	399		80,025,137.50
1181203	162700626	6/29/2016	399		3.63
1181179	162700612	6/29/2016	399		59,974,862.50
1181979	162700612	6/30/2016	399	129,950,859.72	
1181886	162700610	6/30/2016	399	19,987,599.73	
1181952	1632496	6/30/2016	399	49,140.28	
1181927	162700614	6/30/2016	399		1,197,772.28
1181936	162700611	6/30/2016	399		21,978,315.28
1181967	162700613	6/30/2016	399		126,811,512.17
Totals for:	399 - Investment Clearing Account			Count: 1,707 40,565,236,923.59	40,565,236,923.59
	Grand Total			Count: 26,010 89,846,482,775.67	89,399,174,820.42

Fund Transaction by Type

Start Date:6/30/16 End Date:6/30/16

Fund	Fund Description	Beginning Balance		Ending Balance
Type	Type Description	Debits	Credits	
AGA0000	General Revenue Allotment	-148,001,984.90		
CTAX	Claims & Taxes	19,474.00	0.00	
LCRT	General Letter of Cert	3,808,259.75	0.00	
NDXF	Transfer (Non-Distribution)	1,745,113.83	0.00	
RADJ	Receipt Adjustment	0.00	46,801,119.51	
RCPT	Receipt	0.00	7,954,888.43	
RXFR	Transfer (Regular)	10,425,125.48	10,474,202.33	
TELL	Teller	12,093.36	0.00	
				-197,222,128.75
ARH0000	Revenue Holding	-18,221,656.45		
CTAX	Claims & Taxes	150.00	0.00	
RADJ	Receipt Adjustment	18,565,778.66	0.00	
RCPT	Receipt	0.00	339,858.96	
RXFR	Transfer (Regular)	91,511.59	95,924.84	
				0.00
ARH0200	Revenue Holding Premium Ta:	-31,705,253.30		
RADJ	Receipt Adjustment	31,705,253.30	0.00	
				0.00
ARHDSMV	RevHold DSMV (0610)	-4,052.32		
RCPT	Receipt	0.00	3,693,008.93	
RXFR	Transfer (Regular)	3,778,138.26	85,327.33	
				-4,250.32
ASA0000	Special Revenue Allotment	-187,487,786.14		
SPEC	Special Reversing Entry	0.00	9,408,170.86	
				-196,895,957.00
BAA0100	Public Health	-13,537,170.35		
RADJ	Receipt Adjustment	4,715.30	4,715.30	
RCPT	Receipt	0.00	1,057,520.70	
RXFR	Transfer (Regular)	229,909.34	1,002,282.90	
SPEC	Special Reversing Entry	17,976.23	4,715.30	
				-15,353,803.68
BAA0200	Health NonDiscretionary Rev	-5,513,960.47		
RCPT	Receipt	0.00	46,082.40	
RXFR	Transfer (Regular)	1,083,357.93	1,058,613.32	
SPEC	Special Reversing Entry	3,236.56	0.00	
				-5,532,061.70
BAA0300	Trauma System Exp 1386/09	-7,838,602.16		
RCPT	Receipt	0.00	13,433.59	
WARR	Warrants	172,335.24	0.00	
				-7,679,700.51
BAA0310	Trauma GR Hold (0645)	0.00		
RXFR	Transfer (Regular)	35,190.75	191,970.12	
				-156,779.37
BAA2000	Cosmetology Revenue 4/09	-4,766,188.63		
RCPT	Receipt	0.00	11,390.00	
SPEC	Special Reversing Entry	11,290.00	0.00	
				-4,766,288.63
BAA2510	Board of Sanitarians	-3,609.26		
RCPT	Receipt	0.00	80.00	

Fund Transaction by Type

Start Date:6/30/16 End Date:6/30/16

Fund	Fund Description	Beginning Balance		Ending Balance
Type	Type Description	Debits	Credits	
				-3,689.26
BAA3000	PH Home Health	-97,756.87		
RCPT	Receipt	0.00	37,623.17	
RXFR	Transfer (Regular)	80,000.00	0.00	
				-55,380.04
CAA0100	Univ of AR Fayetteville	-4,025,147.15		
WARR	Warrants	4,025,147.15	0.00	
				0.00
CCA0100	UAMS College of Pharmacy	-75.00		
RXFR	Transfer (Regular)	0.00	1,006.29	
SPEC	Special Reversing Entry	1,006.29	0.00	
				-75.00
CCA0200	UAMS 4% Mixed Drink Tax SR	0.00		
RXFR	Transfer (Regular)	675.51	12,453.73	
SPEC	Special Reversing Entry	12,453.73	675.51	
				0.00
CKA0000	AR State Univ Jonesboro	-1,183,773.06		
WARR	Warrants	1,183,773.06	0.00	
				0.00
CMS0000	School for Math/Sci/Arts	-1,907,109.87		
WARR	Warrants	424,706.19	0.00	
				-1,482,403.68
DAS0000	Dept Human Svc Admin	-35,000.00		
RXFR	Transfer (Regular)	192.40	192.40	
				-35,000.00
DBA0000	DHS Behavioral Health Svc	-455,614.13		
RXFR	Transfer (Regular)	415,342.07	1,711.83	
				-41,983.89
DBA0300	DHS Mental Health Ctr	-79,766.53		
RXFR	Transfer (Regular)	0.00	0.24	
				-79,766.77
DBA9600	DHS MH Patient Svcs	-867,333.05		
WARR	Warrants	10,295.80	0.00	
				-857,037.25
DCF0000	DHS Children/Family Svc	-220,384.77		
RXFR	Transfer (Regular)	314,933.39	94,649.01	
				-100.39
DCF1100	DHS Child/Fam Res Treatment	-176,159.63		
RXFR	Transfer (Regular)	79,715.63	0.00	
				-96,444.00
DCF2600	DHS Child/Family Foster Care	-2,558,379.69		
RXFR	Transfer (Regular)	9,133.75	0.01	
WARR	Warrants	333,568.49	0.00	
				-2,215,677.46
DCO0000	DHS County Operations	0.00		
RXFR	Transfer (Regular)	2,132.68	2,132.68	
				0.00
DEA0000	DHS Development Disabilities	-223,191.71		
RXFR	Transfer (Regular)	1,374.99	1,374.99	
				-223,191.71

Fund Transaction by Type

Start Date:6/30/16 End Date:6/30/16

Fund	Fund Description	Beginning Balance	Ending Balance	
Type	Type Description	Debits	Credits	
DEA0200	DHS DDS Interdivision Prog	-2,852.77		
WARR	Warrants	744.38	0.00	
				-2,108.39
DEA0300	DHS DDS Grant Payments	-20,619.54		
WARR	Warrants	20,619.54	0.00	
				0.00
DGF0000	DHS Grants	-50,035.63		
RXFR	Transfer (Regular)	154,510.72	151,096.06	
				-46,620.97
DGF1841	DHS Grants Beer Tax	-38,109.87		
RXFR	Transfer (Regular)	0.00	13.82	
SPEC	Special Reversing Entry	13.82	0.00	
				-38,109.87
DGF5100	DHS Childrens Medical Svc	-271,209.18		
WARR	Warrants	30,371.41	0.00	
				-240,837.77
DHP0000	DHS Aging/Adult Svcs	-332,980.81		
RXFR	Transfer (Regular)	9,331.92	181.12	
				-323,830.01
DHP1500	DHS Aging/Adult Svcs Transp	-66,962.22		
RXFR	Transfer (Regular)	0.00	7,169.19	
SPEC	Special Reversing Entry	7,169.19	0.00	
				-66,962.22
DHR5500	Dept Of Human Svcs-Dds Ren	-6,262,079.21		
WARR	Warrants	22,487.00	0.00	
				-6,239,592.21
DSB0000	DHS State Services/Blind	0.00		
RXFR	Transfer (Regular)	601.80	601.80	
				0.00
DYS0000	DHS Youth Services	-77,401.32		
RXFR	Transfer (Regular)	60,416.05	0.00	
				-16,985.27
DYS0200	DHS Youth Services Grants	-655,008.66		
RXFR	Transfer (Regular)	0.00	60,376.00	
WARR	Warrants	51,490.20	0.00	
				-663,894.46
EFT0000	Pub School Acad Fac/Trans	-328,321.19		
WARR	Warrants	339.68	0.00	
				-327,981.51
EGA1001	ADE Gen Rev Operation	-10,972,971.31		
RCPT	Receipt	0.00	566.19	
RXFR	Transfer (Regular)	0.00	534.91	
WARR	Warrants	3,921.51	0.00	
				-10,970,150.90
EGB0100	Department of Workforce Edu	-1,266,153.73		
RXFR	Transfer (Regular)	3,333.04	0.00	
WARR	Warrants	2,752.15	0.00	
				-1,260,068.54
ESA0100	School for the Blind	-301,941.76		
WARR	Warrants	12,336.59	0.00	

Fund Transaction by Type

Start Date:6/30/16 End Date:6/30/16

Fund	Fund Description	Beginning Balance		Ending Balance
Type	Type Description	Debits	Credits	
				-289,605.17
ETN1500	Northwest TI Workforce	-285,857.55		
WARR	Warrants	205.75	0.00	
				-285,651.80
ETR0000	Riverside Vo Tech-State	0.00		
RXFR	Transfer (Regular)	106.25	106.25	
				0.00
ETR0100	Riverside Vo Tech-Gen Rev	-149,087.09		
RXFR	Transfer (Regular)	106.25	1,577.33	
WARR	Warrants	304.68	0.00	
				-150,253.49
EVA0100	School for the Deaf	-536,713.02		
WARR	Warrants	10,039.57	0.00	
				-526,673.45
FAK2000	ADED CDBG 00 Grant	-1,441,800.04		
WARR	Warrants	5,330.00	0.00	
				-1,436,470.04
FAK2200	AEDC Storm Recovery Fed (07	-66,440.98		
WARR	Warrants	5,330.00	0.00	
				-61,110.98
FAY0200	AG-Crime Vic Reparation Prg-	-93,117.21		
WARR	Warrants	6,039.16	0.00	
				-87,078.05
FAY0900	AG Medicaid Operating	-2,054.00		
WARR	Warrants	1,128.40	0.00	
				-925.60
FAY1100	CO-OP DISAB INVEST UNIT (0	-18,690.51		
WARR	Warrants	2,004.07	0.00	
				-16,686.44
FCP0500	ADHE Tech Ed Program	-25,890.14		
WARR	Warrants	83.02	0.00	
				-25,807.12
FCT0000	FDA Tobacco Insp Prog (0261)	-78,734.19		
WARR	Warrants	42.23	0.00	
				-78,691.96
FEE1552	Imp Teach Qual CFDA84.367 2	0.00		
RXFR	Transfer (Regular)	0.00	2.43	
				-2.43
FEE1554	21CCLC-2015 CFDA 84.287	-2,496.17		
WARR	Warrants	319.61	0.00	
				-2,176.56
FEE1631	SpecEd 2016 (0500)	-4,705.84		
WARR	Warrants	2,151.24	0.00	
				-2,554.60
FEE203Z	ADE- Federal Operations	-18,196.01		
RXFR	Transfer (Regular)	2.43	0.00	
				-18,193.58
FEE9999	Federal Com Adm 04	-303.23		
WARR	Warrants	202.71	0.00	
				-100.52

Fund Transaction by Type

Start Date:6/30/16 End Date:6/30/16

Fund	Fund Description	Beginning Balance	Ending Balance	
Type	Type Description	Debits	Credits	
FEV0100	Fed Vocational Ed-Oprs	-143,856.56		
WARR	Warrants	34,756.45	0.00	-109,100.11
FEW0100	Fed Vet Apprv Ag-Vet Approv	-475,403.29		
RXFR	Transfer (Regular)	1,557.35	0.00	-473,845.94
FHB1621	CN SAE 2016 (0500)	-97,363.29		
WARR	Warrants	218.84	0.00	-97,144.45
FHH0226	Arts Council 2008 (0870)	-10,108.70		
WARR	Warrants	680.80	0.00	-9,427.90
FHH0401	DAH-NHC Federal Dev	-376,915.19		
RCPT	Receipt	0.00	6,714.42	
WARR	Warrants	8,052.00	0.00	-375,577.61
FIT0101	AR Agri Forest Rur Fire Equip	-254,376.81		
WARR	Warrants	89,757.00	0.00	-164,619.81
FIT1201	AR Agri Dept Forestry Nat'l Fir	-663,207.11		
WARR	Warrants	49.83	0.00	-663,157.28
FJD0600	Jud Dept Fed Trng Research	-11,086.51		
WARR	Warrants	1,045.76	0.00	-10,040.75
FJD1900	Drug Ct Capacity BldProj (002:	-9,741.03		
WARR	Warrants	273.13	0.00	-9,467.90
FKA1605	EMPG LOCALS 15 (0995)	-66,661.29		
WARR	Warrants	25,416.84	0.00	-41,244.45
FLA8401	ICAC 12	-6,916.87		
WARR	Warrants	2,805.55	0.00	-4,111.32
FLA8960	Fusion 14 (0960)	-933.39		
WARR	Warrants	264.28	0.00	-669.11
FMD1408	Dis Relief Haz Mitigation 0995	-171,678.26		
WARR	Warrants	170,659.43	0.00	-1,018.83
FMD1501	Disaster Relief Pub Ass (0995)	-11,190.63		
RCPT	Receipt	0.00	1,983.60	-13,174.23
FMF0300	Fed-275 Trng Site	898,820.54		
RXFR	Transfer (Regular)	0.00	987.61	
WARR	Warrants	69,320.79	0.00	967,153.72
FMF2300	Fed-Ft Chaffee Exp	258,960.51		
RXFR	Transfer (Regular)	0.00	3,512.75	
WARR	Warrants	1,724.10	0.00	

Fund Transaction by Type

Start Date:6/30/16 End Date:6/30/16

Fund	Fund Description	Beginning Balance		Ending Balance
Type	Type Description	Debits	Credits	
				257,171.86
FMG0100	OMIG-Fed (0035)	-9,699.55		
WARR	Warrants	4,036.25	0.00	
				-5,663.30
FNA3300	ADL MSHA Fed 03	-6,244.32		
RXFR	Transfer (Regular)	7.38	0.00	
				-6,236.94
FNA4300	ADL BLS Fed 03	-25,131.10		
RXFR	Transfer (Regular)	0.00	7.38	
				-25,138.48
FPF1500	Benton Hope (0485)	-9,526.55		
RCPT	Receipt	0.00	6,273.50	
				-15,800.05
FPT0100	PT-SCORP Oprs	-360,273.21		
WARR	Warrants	229.56	0.00	
				-360,043.65
FSC1000	NRCS CONV TECH ASST (045)	-6,528.04		
WARR	Warrants	28.89	0.00	
				-6,499.15
FSC1700	SW-Non Point Grnts Ind-(455)	-30,208.99		
WARR	Warrants	202.49	0.00	
				-30,006.50
FSC2015	ANRC DAM SAFETY -SDSG15	-67,114.66		
WARR	Warrants	930.79	0.00	
				-66,183.87
FSC5M00	Clean Water Grant FY10 (0455)	-195,457.42		
WARR	Warrants	873.91	0.00	
				-194,583.51
FSD0100	Dis Determination-Oprs	-531,474.02		
WARR	Warrants	47,568.33	0.00	
				-483,905.69
FST0601	AEDC-S/T EPSCoR RII (790)	-227,597.43		
WARR	Warrants	209.32	0.00	
				-227,388.11
FST0701	EPSCoR ASSET III, Track (790)	-34,780.83		
WARR	Warrants	420.22	0.00	
				-34,360.61
FTC7300	Crowley's Ridge TI-Fed-ABE	-2,729.75		
WARR	Warrants	75.35	0.00	
				-2,654.40
FVD0000	Victimes Justice Assistance	-27,583.42		
WARR	Warrants	5,688.22	0.00	
				-21,895.20
FWF0000	Dept of Human Svcs-Federal	-8,952,674.25		
RCPT	Receipt	0.00	3,212.46	
				-8,955,886.71
FWF0200	Dept of Human Svcs-DYS Grnt	-577,029.89		
WARR	Warrants	5,095.16	0.00	
				-571,934.73
FWF3000	DHS-DCCECE-Sp Nutrition Prq	-2,056.78		

Fund Transaction by Type

Start Date:6/30/16 End Date:6/30/16

Fund	Fund Description	Beginning Balance		Ending Balance
Type	Type Description	Debits	Credits	
RCPT	Receipt	0.00	1,708,029.90	
				-1,710,086.68
FWF5400	DHS-Crippled Children	-240,890.85		
RXFR	Transfer (Regular)	0.00	8,169.48	
				-249,060.33
FWF6900	DHS-DCCECE-Childhood Grar	-1,832,146.27		
WARR	Warrants	204,210.58	0.00	
				-1,627,935.69
FYP0000	Dept of Envir Quality-Fed	-1,736,838.26		
RCPT	Receipt	0.00	294.76	
WARR	Warrants	19.77	0.00	
				-1,737,113.25
GAD0000	General Rev Allotment Reserv	-6,923,953.06		
RXFR	Transfer (Regular)	0.00	23,303.24	
				-6,947,256.30
GADHOLD	GR Allot Reserve Set Aside	0.00		
RXFR	Transfer (Regular)	23,303.24	23,303.24	
				0.00
HAD0000	AR Agriculture Dept §19-5-302	0.00		
RXFR	Transfer (Regular)	266.21	266.21	
				0.00
HAD0100	AAD ALPC §19-5-302(14)	-9,345.08		
RXFR	Transfer (Regular)	0.00	2,200.00	
WARR	Warrants	2,506.30	0.00	
				-9,038.78
HAD0200	AAD AFC §19-5-302(14)	-39,899.54		
RXFR	Transfer (Regular)	48,725.06	68,454.85	
WARR	Warrants	5,533.42	0.00	
				-54,095.91
HAD0300	AAD PB §19-5-302(14)	-67,198.50		
RXFR	Transfer (Regular)	1,027.73	0.00	
WARR	Warrants	1,226.74	0.00	
				-64,944.03
HAD0400	AAD Secretary Office (0400)	-124,574.95		
RXFR	Transfer (Regular)	70,200.00	0.00	
WARR	Warrants	226.80	0.00	
				-54,148.15
HCA0100	ADC Inmate Care/Custody	-5,286,271.33		
RCPT	Receipt	0.00	14,505.92	
RXFR	Transfer (Regular)	5,625.00	24,140.13	
WARR	Warrants	465,177.35	0.00	
				-4,854,115.03
HCP0000	Dept Community Correction	0.00		
RXFR	Transfer (Regular)	713.50	713.50	
				0.00
HCP0100	Dept Community Correction	-707,093.64		
RCPT	Receipt	0.00	100.00	
RXFR	Transfer (Regular)	713.50	1,233.73	
WARR	Warrants	2,355.78	0.00	
				-705,358.09

Fund Transaction by Type

Start Date:6/30/16 End Date:6/30/16

Fund	Fund Description	Beginning Balance			Ending Balance
Type	Type Description	Debits	Credits		
HCP0400	Public Safety Plan (0485)	-5,355,488.43			
RXFR	Transfer (Regular)	0.00	5.06		
					-5,355,493.49
HEG7022	HE Teacher Retraining	-392,833.05			
WARR	Warrants	68,286.68	0.00		
					-324,546.37
HEG7038	HE Workforce Improvement	-124,238.16			
WARR	Warrants	124,086.00	0.00		
					-152.16
HGA0000	Parks & Tourism	0.00			
RXFR	Transfer (Regular)	7.19	7.19		
					0.00
HGA0100	Parks & Tourism	-57,528.40			
RXFR	Transfer (Regular)	7.19	0.00		
WARR	Warrants	7,934.03	0.00		
					-49,587.18
HGA0200	Parks & Tourism History Comi	-61,837.01			
WARR	Warrants	8,059.61	0.00		
					-53,777.40
HMA0100	Dept Environmental Quality	-787,085.97			
RCPT	Receipt	0.00	4,666.70		
WARR	Warrants	5,868.34	0.00		
					-785,884.33
HMD0100	State Military Dept	-116,723.60			
RXFR	Transfer (Regular)	0.00	22.30		
WARR	Warrants	5,641.85	0.00		
					-111,104.05
HMD0400	State Military Dept NGCallup	-31,848.82			
RXFR	Transfer (Regular)	0.00	2,638.83		
					-34,487.65
HOA0100	Dept Economic Development	-2,480,508.28			
WARR	Warrants	25,038.63	0.00		
					-2,455,469.65
HQA0100	Higher Education	-419,966.50			
WARR	Warrants	6,708.19	0.00		
					-413,258.31
HRA0201	DAH AAC General Revenue	-6,110.49			
WARR	Warrants	105.96	0.00		
					-6,004.53
HRA0401	DAH Natural Heritage	-1,672.90			
WARR	Warrants	225.00	0.00		
					-1,447.90
HRA0801	DAH Delta Cultural Center	-21,053.81			
WARR	Warrants	316.84	0.00		
					-20,736.97
HRA0901	DAH Mosaic Templar Cultural	-26,265.79			
WARR	Warrants	2,242.14	0.00		
					-24,023.65
HSA0100	Department of Labor	-15,761.60			
RXFR	Transfer (Regular)	0.00	99.93		

Fund Transaction by Type

Start Date:6/30/16 End Date:6/30/16

Fund	Fund Description	Beginning Balance		Ending Balance
Type	Type Description	Debits	Credits	
WARR	Warrants	190.57	0.00	-15,670.96
HSC0000	State Central Services	-2,059,432.39		
RCPT	Receipt	0.00	64,519.02	
RXFR	Transfer (Regular)	0.35	5,916.52	
SPEC	Special Reversing Entry	70,435.19	0.00	-2,059,432.39
HSC0500	State Central Svcs Senate	-272,846.28		
WARR	Warrants	1,129.25	0.00	-271,717.03
HSC0900	St Cent Serv-Legislative Audit	-4,805,942.88		
RXFR	Transfer (Regular)	0.00	1,569.05	
WARR	Warrants	315.47	0.00	-4,807,196.46
HSC1100	State Central Svcs Leg Council	-266,562.80		
WARR	Warrants	2,057.99	0.00	-264,504.81
HSC1200	State Central Svcs Leg Council	-130,306.99		
WARR	Warrants	4,713.03	0.00	-125,593.96
HSC1400	State Ctl Svc Gov Mansion Co	-45,141.02		
WARR	Warrants	40.01	0.00	-45,101.01
HSC1800	State Central Svcs Appeals	-74,797.59		
WARR	Warrants	527.76	0.00	-74,269.83
HSC2300	AOC Judicial	-484,379.75		
WARR	Warrants	9,701.86	0.00	-474,677.89
HSC3001	DFA Revenue Division Operati	-1,152,822.93		
RCPT	Receipt	0.00	4,988.94	
RXFR	Transfer (Regular)	4,807.98	82,639.08	
SPEC	Special Reversing Entry	54,403.15	0.00	
WARR	Warrants	121,534.55	0.00	-1,059,705.27
HSC3200	AR Supreme Court	-220,969.78		
RXFR	Transfer (Regular)	0.00	449.40	-221,419.18
HSC3400	St Centl Serv-Gov Office-(034)	-271,097.04		
WARR	Warrants	243.60	0.00	-270,853.44
HSC3701	PDC Trial Officers	-126,365.14		
WARR	Warrants	7,736.09	0.00	-118,629.05
HSC3702	PDC User Fees	-2,100,153.27		
WARR	Warrants	14,055.71	0.00	-2,086,097.56
HSC3704	PDC Administration	-63,085.36		
WARR	Warrants	2,141.07	0.00	-60,944.29

Fund Transaction by Type

Start Date:6/30/16 End Date:6/30/16

Fund	Fund Description	Beginning Balance	Ending Balance	
Type	Type Description	Debits	Credits	
HSC5100	Lt Governors Office	-96,030.43		
WARR	Warrants	5,144.33	0.00	
				-90,886.10
HSC5300	Attorney General	-119,942.06		
RCPT	Receipt	0.00	1,166.00	
WARR	Warrants	15,264.51	0.00	
				-105,843.55
HSC5900	Auditor of the State	-1,513,820.30		
WARR	Warrants	704,942.60	0.00	
				-808,877.70
HSC6000	Land Department	-322,504.23		
WARR	Warrants	109,514.51	0.00	
				-212,989.72
HSC6101	St Cent Serv-DFA Adm Svcs-(6	-1,251,747.73		
RCPT	Receipt	0.00	114.00	
WARR	Warrants	3,022.38	0.00	
				-1,248,839.35
HSC6102	DFA Management Services IT	-1,138,322.72		
WARR	Warrants	16,198.10	0.00	
				-1,122,124.62
HSC6300	Secretary of the State	-2,928,024.12		
RCPT	Receipt	0.00	1,600.00	
WARR	Warrants	27,532.40	0.00	
				-2,902,091.72
HSC6900	Treasurer of the State	-382,668.75		
WARR	Warrants	506.86	0.00	
				-382,161.89
HTD0100	Tax Division Fund-Oper	-1,730,816.85		
WARR	Warrants	117.75	0.00	
				-1,730,699.10
HUA0000	Miscellaneous Agencies	-3,015,376.57		
RXFR	Transfer (Regular)	442.08	92.08	
				-3,015,026.57
HUA0112	Prostate Cancer Foundation	0.00		
RXFR	Transfer (Regular)	0.00	319.21	
SPEC	Special Reversing Entry	319.21	0.00	
				0.00
HUA022F	FHC Fed Reminbursement Pro	-1,712,956.46		
WARR	Warrants	318.42	0.00	
				-1,712,638.04
HUA0400	Veterans Child Welfare-Oprs-(:	-1,862.48		
WARR	Warrants	1,625.93	0.00	
				-236.55
HUA0801	AEDC-SciTech Oper (790)	-734,390.85		
WARR	Warrants	152.66	0.00	
				-734,238.19
HUA0900	Elec Comm-Oprs-(232)	-2,061,244.50		
WARR	Warrants	57.96	0.00	
				-2,061,186.54
HUA1100	Spinal Cord Commission	-258,943.86		

Fund Transaction by Type

Start Date:6/30/16 End Date:6/30/16

Fund	Fund Description	Beginning Balance	Ending Balance
Type	Type Description	Debits	Credits
RXFR	Transfer (Regular)	0.00	350.00
WARR	Warrants	1,580.50	0.00
			-257,713.36
HUA2201	DVA Veterans Services	-57,539.44	
WARR	Warrants	10,112.88	0.00
			-47,426.56
HUA2203	DVA Veterans Cemetery	-19,490.10	
WARR	Warrants	190.08	0.00
			-19,300.02
HUA2300	AR Ethics Commission	-32,439.42	
WARR	Warrants	65.52	0.00
			-32,373.90
HUA2400	Tobacco Control Board-Oprs-(-96,175.18	
WARR	Warrants	279.86	0.00
			-95,895.32
HUA2502	AEDC-Rural Srvs Div (790)	-197,531.00	
WARR	Warrants	19,187.63	0.00
			-178,343.37
HUA2601	DFA Building Auth (615)	-351,762.74	
WARR	Warrants	13.11	0.00
			-351,749.63
HUA3100	Racing Commission	-143,749.34	
RXFR	Transfer (Regular)	92.08	0.00
WARR	Warrants	2,634.71	0.00
			-141,022.55
HUA3200	Parole Board	-25,626.05	
WARR	Warrants	17.99	0.00
			-25,608.06
HUA3700	ACL CLEST	-59,316.01	
WARR	Warrants	71.99	0.00
			-59,244.02
HUA3800	ACL GR Operations	-298,688.56	
RCPT	Receipt	0.00	100.00
SPEC	Special Reversing Entry	100.00	0.00
			-298,688.56
HUA4032	EMPG Gen Fund 14 (0995)	-77,708.06	
RCPT	Receipt	0.00	751.93
			-78,459.99
HUA4100	ABC Administration	-58,984.27	
WARR	Warrants	793.96	0.00
			-58,190.31
HUA4200	ABC Enforcement	-77,526.44	
WARR	Warrants	3,125.94	0.00
			-74,400.50
HUA4400	Geology Department	-57,991.48	
WARR	Warrants	2,789.68	0.00
			-55,201.80
HUA4800	ASWCC General Revenue	-100,879.95	
WARR	Warrants	1,254.99	0.00
			-99,624.96

Fund Transaction by Type

Start Date:6/30/16 End Date:6/30/16

Fund	Fund Description	Beginning Balance		Ending Balance
Type	Type Description	Debits	Credits	
HUA5100	OMIG-State (0035)	-483,958.36		
RCPT	Receipt	0.00	140.42	
WARR	Warrants	3,258.45	0.00	
				-480,840.33
HUA6501	Health Services Operating	-176,288.57		
WARR	Warrants	283.68	0.00	
				-176,004.89
HUA7001	AR Geographic Info 296/09	-85,953.48		
WARR	Warrants	60.00	0.00	
				-85,893.48
JAA1002	PSF-Misc Programs-(500)	-21,786,935.71		
RCPT	Receipt	0.00	3,999.75	
RXFR	Transfer (Regular)	0.00	1,259.65	
WARR	Warrants	1,843,804.44	0.00	
				-19,948,390.67
JAA1004	AR Public School Computer N	-2,777,268.41		
RXFR	Transfer (Regular)	0.00	341.45	
WARR	Warrants	37.96	0.00	
				-2,777,571.90
JAA1006	Public School Teachers Salary	0.00		
RXFR	Transfer (Regular)	0.00	364.24	
SPEC	Special Reversing Entry	364.24	0.00	
				0.00
JAA1011	PS AR Better Chance	-4,009,103.27		
WARR	Warrants	2,959,929.16	0.00	
				-1,049,174.11
JAA1014	ERATE Credits - DIS (0500)	0.00		
RCPT	Receipt	0.00	350,566.97	
				-350,566.97
JWE0500	Public Sch-Workforce Ed	-1,771,233.88		
WARR	Warrants	450.00	0.00	
				-1,770,783.88
KBQ1G31	ASU Human/Social Sciences E	-412,967.70		
WARR	Warrants	203,587.55	0.00	
				-209,380.15
KBQ4G98	ADCC Realty Purchase/M&R	-179,665.91		
RXFR	Transfer (Regular)	0.00	237.45	
WARR	Warrants	903.67	0.00	
				-178,999.69
KBQ5H96	RTC Capital Balance Transfer	-79.83		
WARR	Warrants	73.25	0.00	
				-6.58
KBQ6K22	ADH Health Clinics	-30,000.00		
WARR	Warrants	15,000.00	0.00	
				-15,000.00
KBR0000	90th Session GIF Leg (0610)	0.00		
RXFR	Transfer (Regular)	106.25	106.25	
				0.00
KBR0N96	DPA Salary/Matching (0059)	-110,932.93		
WARR	Warrants	1,700.54	0.00	

Fund Transaction by Type

Start Date:6/30/16 End Date:6/30/16

Fund	Fund Description	Beginning Balance		Ending Balance
Type	Type Description	Debits	Credits	
				-109,232.39
KBR4N97	Ester Unit Expenses (0480)	-1,827,559.08		
RXFR	Transfer (Regular)	0.00	2,247.16	
WARR	Warrants	33,229.68	0.00	
				-1,796,576.56
KBR4Q95	Existing Fac Maint (0480)	-6,982,505.27		
RXFR	Transfer (Regular)	0.00	30.88	
WARR	Warrants	353.45	0.00	
				-6,982,182.70
KBR5Q39	Computer Sci Init (0500)	-2,978,432.38		
RXFR	Transfer (Regular)	0.00	278.27	
				-2,978,710.65
KBR5R31	Capital Balance Trsf (0582)	-81,251.88		
WARR	Warrants	4,914.06	0.00	
				-76,337.82
KBRTI00	90th Session Tech (0610)	-2,567.44		
RXFR	Transfer (Regular)	0.00	106.25	
				-2,673.69
MBB0100	Bail Bondsman Board	-198,844.10		
RADJ	Receipt Adjustment	143,749.23	0.00	
				-55,094.87
MBC0000	ADH Breast Cancer	-3,826,748.10		
RXFR	Transfer (Regular)	0.00	8,133.74	
SPEC	Special Reversing Entry	8,133.74	0.00	
				-3,826,748.10
MBR0100	Breast Cancer Research	0.00		
RXFR	Transfer (Regular)	0.00	2,269.40	
SPEC	Special Reversing Entry	2,269.40	0.00	
				0.00
MBR0200	UAMS S Komen Plate (0150)	0.00		
RXFR	Transfer (Regular)	0.00	1,817.03	
SPEC	Special Reversing Entry	1,817.03	0.00	
				0.00
MCC0100	DHS-Consld Cost-Opr	-449,612.03		
RXFR	Transfer (Regular)	0.00	389.69	
WARR	Warrants	3,920.31	0.00	
				-446,081.41
MCE0100	Child Support Enforcement	-5,607,414.60		
WARR	Warrants	15,360.85	0.00	
				-5,592,053.75
MCF0000	Constitutional Officers	-34,022,974.74		
RXFR	Transfer (Regular)	0.16	4,649.26	
SPEC	Special Reversing Entry	4,649.10	0.00	
				-34,022,974.74
MCF0200	Constitutional Officers House	-4,758,931.33		
WARR	Warrants	4,840.75	0.00	
				-4,754,090.58
MCF0500	Constitutional Officers Senate	-3,072,377.26		
WARR	Warrants	1,560.41	0.00	
				-3,070,816.85

Fund Transaction by Type

Start Date:6/30/16 End Date:6/30/16

Fund	Fund Description	Beginning Balance	Ending Balance	
Type	Type Description	Debits	Credits	
MCF5900	Constl Officers-Auditor Of St-	-3,569,377.28		
WARR	Warrants	6,071.88	0.00	
				-3,563,305.40
MCF5901	Const Off-Auditor Unapp (005)	-2,173,559.19		
WARR	Warrants	1,540,967.18	0.00	
				-632,592.01
MCJ0480	County Jail Reimburse ADC	-1,170,442.12		
WARR	Warrants	63,570.00	0.00	
				-1,106,872.12
MCJ0485	County Jail Reimburse ADCC	-387,348.00		
WARR	Warrants	6,450.00	0.00	
				-380,898.00
MCR0200	AOC Court Report (0023)	-11,088.94		
WARR	Warrants	516.32	0.00	
				-10,572.62
MCV0000	Co Voting Sys Grant Act 1189/	-100,160.32		
RCPT	Receipt	0.00	33,993.00	
SPEC	Special Reversing Entry	33,993.00	0.00	
				-100,160.32
MDA0100	Drug/Alcohol Abuse Prev/Trea	-1,678,566.68		
RCPT	Receipt	0.00	554,173.68	
RXFR	Transfer (Regular)	98,698.33	0.00	
WARR	Warrants	36,804.43	0.00	
				-2,097,237.60
MEE0000	Environmental Ed Fund	-213,898.00		
RCPT	Receipt	0.00	7,909.46	
				-221,807.46
MEM0000	Emergency Med Svcs (0645)	-108,724.67		
RCPT	Receipt	0.00	20.00	
SPEC	Special Reversing Entry	20.00	0.00	
				-108,724.67
MFP0100	Fire Protection Lic Board-Open	-241,794.16		
WARR	Warrants	143.73	0.00	
				-241,650.43
MHC0100	Computer Svcs Revl-Oprs	-10,243,649.75		
RCPT	Receipt	0.00	498,703.73	
WARR	Warrants	912,627.88	0.00	
				-9,829,725.60
MHC0400	DIS E-RATE REIMBURSEMEN'	-6,784,719.89		
WARR	Warrants	1,054.65	0.00	
				-6,783,665.24
MHF0000	Health Facility Svc Revolving	-848,556.85		
RCPT	Receipt	0.00	1,000.00	
				-849,556.85
MHI0100	Health Info Tech 19-5-1244	-867,926.63		
RCPT	Receipt	0.00	7,664.40	
SPEC	Special Reversing Entry	7,664.40	0.00	
				-867,926.63
MHS0100	Highway Safety Special-904 O	-889,202.48		
WARR	Warrants	36,227.88	0.00	

Fund Transaction by Type

Start Date:6/30/16 End Date:6/30/16

Fund	Fund Description	Beginning Balance	Ending Balance	
Type	Type Description	Debits	Credits	
				-852,974.60
MJA0100	Crime Information System	-2,345,189.65		
RCPT	Receipt	0.00	35,756.54	
SPEC	Special Reversing Entry	2,705.40	0.00	
WARR	Warrants	7,829.79	0.00	
				-2,370,411.00
MJA0200	Crime Info System Backgrnd	-4,027,170.17		
RCPT	Receipt	0.00	1,544.90	
				-4,028,715.07
MJC0100	Mun Crt Judge Clerk Educ-Op	-98,162.03		
WARR	Warrants	150.00	0.00	
				-98,012.03
MJF0100	Judicial Fine Coll Enhance Op	-1,876,487.99		
WARR	Warrants	233.12	0.00	
				-1,876,254.87
MLC0200	County Aid Fund-Sp-(074)	-8,356,816.24		
RXFR	Transfer (Regular)	0.00	54,021.37	
SPEC	Special Reversing Entry	54,021.37	0.00	
				-8,356,816.24
MLS0100	DOL-Boiler Admin	-427,929.20		
RCPT	Receipt	0.00	20,046.28	
SPEC	Special Reversing Entry	20,046.28	0.00	
				-427,929.20
MLS0200	DOL-Elec Bd Oprs	-896,269.98		
RCPT	Receipt	0.00	6,336.50	
SPEC	Special Reversing Entry	6,305.00	0.00	
				-896,301.48
MLS0300	DOL-Other Revenue Receipts	-495,075.44		
RCPT	Receipt	0.00	8,420.00	
SPEC	Special Reversing Entry	6,815.00	0.00	
				-496,680.44
MMA1603	DIS ASST 1603 RA ACA 19-5-1	-21,402.43		
WARR	Warrants	118.43	0.00	
				-21,284.00
MMD0100	AOC Trial Ct Adm (0023)	-614,297.91		
WARR	Warrants	625.00	0.00	
				-613,672.91
MMT0200	Massage Therapy (0645)	-43,380.53		
RADJ	Receipt Adjustment	0.00	80.00	
RCPT	Receipt	0.00	1,160.00	
RXFR	Transfer (Regular)	0.00	31.49	
SPEC	Special Reversing Entry	1,140.00	0.00	
				-43,512.02
MPC0000	DFA Purchase Card Prog	-189,034.67		
WARR	Warrants	27,454.23	0.00	
				-161,580.44
MPH0000	Property Sales Holding	-381,986.22		
RCPT	Receipt	0.00	74,132.84	
RXFR	Transfer (Regular)	1,577.33	0.00	
				-454,541.73

Fund Transaction by Type

Start Date:6/30/16 End Date:6/30/16

Fund	Fund Description	Beginning Balance		Ending Balance
Type	Type Description	Debits	Credits	
MPH0100	Property Sales Holding	-454,937.27		
WARR	Warrants	63.72	0.00	
				-454,873.55
MPH0200	Property Sales Holding	-115,773.75		
RXFR	Transfer (Regular)	1,577.33	1,577.33	
				-115,773.75
MPT0200	AR Parks & Trsm-Outdoor Grn	-4,192,649.07		
RXFR	Transfer (Regular)	13.20	12,648.57	
SPEC	Special Reversing Entry	12,648.57	13.20	
				-4,192,649.07
MRH0100	Rural Health Service Revolving	-41,900.99		
WARR	Warrants	15,000.00	0.00	
				-26,900.99
MRP0100	DHS-MEDICAID REBATE REVOLVING	-6,945,354.45		
RCPT	Receipt	0.00	22,667,824.48	
				-29,613,178.93
MTA0000	Miscellaneous Revolving	-132,994.27		
RCPT	Receipt	0.00	24,720.58	
RXFR	Transfer (Regular)	132,994.27	0.00	
				-24,720.58
MTA0201	Misc Revl-Widow/Depnd Chldr	-436,386.18		
CTAX	Claims & Taxes	0.00	19,299.00	
WARR	Warrants	3,578.12	0.00	
				-452,107.06
MTA0300	DFA-Miscellaneous Revl-Reve	-146,276.73		
CTAX	Claims & Taxes	0.00	175.00	
				-146,451.73
MTA0301	Sales/Use Tax Refunds (0630)	-8,226,055.13		
RXFR	Transfer (Regular)	12,788.46	1,138,112.23	
WARR	Warrants	1,001,974.20	0.00	
				-8,349,404.70
MTA0308	Amusement Tax Refunds (0630)	-670.00		
RXFR	Transfer (Regular)	0.00	1,000.00	
				-1,670.00
MTA0322	Misc Revol RET Tx/AdVal (0630)	-5,887.20		
WARR	Warrants	429.00	0.00	
				-5,458.20
MTA03DS	Misc Revolv DrvSvcs (0630)	-22,063.74		
RXFR	Transfer (Regular)	0.00	200.37	
				-22,264.11
MTA03MV	MiscRevolv MotorVeh (0630)	-471,745.51		
RXFR	Transfer (Regular)	0.00	20,397.54	
WARR	Warrants	21,351.53	0.00	
				-470,791.52
MTA0401	Misc Revl-Ins Dept-Pub Sch Cl	-356,010.79		
RXFR	Transfer (Regular)	98.00	0.00	
				-355,912.79
MTA0404	Misc Revl-Ins Dept-Overpayme	-722,500.43		
WARR	Warrants	119,994.32	0.00	
				-602,506.11

Fund Transaction by Type

Start Date:6/30/16 End Date:6/30/16

Fund	Fund Description	Beginning Balance	Ending Balance	
Type	Type Description	Debits	Credits	
MTA6300	Misc Rev-Corp Fees & Tax Ref	-50,174.59		
CTAX	Claims & Taxes	0.00	150.00	
WARR	Warrants	1,650.00	0.00	
				-48,674.59
MWA0100	Geology Map Resale Revolving	-41,417.29		
RCPT	Receipt	0.00	30.52	
				-41,447.81
MWH0200	ADEM Federal Surplus 1187/09	-838,333.38		
RCPT	Receipt	0.00	3,993.00	
				-842,326.38
MWJ0101	DFA Build Auth Admin (615)	-5,848,699.09		
RCPT	Receipt	0.00	41,600.71	
WARR	Warrants	78,975.73	0.00	
				-5,811,324.07
MWW0000	Wastwater Licensing	-477,097.76		
RCPT	Receipt	0.00	530.00	
				-477,627.76
NAC0300	AOC Court Mgmt Prog (0023)	-35,803.61		
WARR	Warrants	377.43	0.00	
				-35,426.18
NAD0000	Agri Cash Operations (0400)	-25,791.34		
RXFR	Transfer (Regular)	0.00	122.98	
				-25,914.32
NAT0000	AR St Athletic Trng Brd (0208)	-155,307.52		
RCPT	Receipt	0.00	2,470.00	
				-157,777.52
NBF0000	Burial Board (0215)	-291,330.70		
RCPT	Receipt	0.00	3,540.38	
				-294,871.08
NBP0000	Psychology Bd Operations Cl	-465,401.36		
RCPT	Receipt	0.00	360.00	
				-465,761.36
NCB0000	Cemetery Bd-Interest Treas	-32,376.13		
RCPT	Receipt	0.00	60.00	
				-32,436.13
NCC0000	ACC Residents Services (0485)	-1,362,026.78		
RXFR	Transfer (Regular)	0.00	182.56	
WARR	Warrants	35,846.95	0.00	
				-1,326,362.39
NCD0001	ACIC-Sys Conf-Int Treas	-374.02		
RCPT	Receipt	0.00	400.00	
				-774.02
NCG0300	Landslide Rsch (0420)	-42,455.33		
WARR	Warrants	268.47	0.00	
				-42,186.86
NCH0000	Chiropractic Exam Brd (0265)	-385,426.18		
WARR	Warrants	51.16	0.00	
				-385,375.02
NDC0100	ADC Inmate Telephone	-1,534,116.26		
RXFR	Transfer (Regular)	0.00	5,688.39	

Fund Transaction by Type

Start Date:6/30/16 End Date:6/30/16

Fund	Fund Description	Beginning Balance		Ending Balance
Type	Type Description	Debits	Credits	
WARR	Warrants	2,021.34	0.00	
				-1,537,783.31
NDC0200	ADC Inmate Welfare	-5,079,330.15		
RCPT	Receipt	0.00	610.60	
WARR	Warrants	1,160.67	0.00	
				-5,078,780.08
NDC0300	ADC Work Release	-6,829,898.78		
RXFR	Transfer (Regular)	0.00	209.55	
WARR	Warrants	11,028.83	0.00	
				-6,819,079.50
NDL0000	Dietetics Lic. Brd Oper. Cash	-188,959.25		
RCPT	Receipt	0.00	195.00	
				-189,154.25
NDR0100	Fish&WildlifeConservGrant 02	-205,423.22		
WARR	Warrants	2,350.00	0.00	
				-203,073.22
NDW0002	Labor-Seminar/Conf-Int Treas	-4,161.98		
RXFR	Transfer (Regular)	0.00	13.52	
				-4,175.50
NEC0000	Board Examiners In Counselin	-812,322.15		
WARR	Warrants	298.92	0.00	
				-812,023.23
NED0001	ADE-Ait	-503,164.42		
RCPT	Receipt	0.00	1,200.00	
				-504,364.42
NED0004	ADE-Multiple-Int Treas	-986,975.00		
RCPT	Receipt	0.00	30,000.00	
RXFR	Transfer (Regular)	0.00	64.95	
WARR	Warrants	41.47	0.00	
				-1,016,998.48
NED0010	ADE Treas Cash For Conf Fee:	-704,043.73		
RXFR	Transfer (Regular)	0.00	806.13	
WARR	Warrants	7,072.93	0.00	
				-697,776.93
NED0013	Pro Lic Standards Brd (0500)	-1,788,391.49		
RCPT	Receipt	0.00	10,665.00	
RXFR	Transfer (Regular)	0.00	1,130.55	
				-1,800,187.04
NEF0000	E&FD Board (0233)	-212,773.23		
RCPT	Receipt	0.00	460.00	
				-213,233.23
NEM0002	ADEM-Oprs-Int Treas	-173,553.45		
RCPT	Receipt	0.00	2,000.00	
				-175,553.45
NES0000	PELS Treasury Pay	-1,056,731.37		
RCPT	Receipt	0.00	1,615.00	
				-1,058,346.37
NET0001	ETV-Oprs-Interest Treas	-253,958.73		
WARR	Warrants	707.48	0.00	
				-253,251.25

Fund Transaction by Type

Start Date:6/30/16 End Date:6/30/16

Fund	Fund Description	Beginning Balance	Ending Balance	
Type	Type Description	Debits	Credits	
NET0002	ETV-Cmty Serv Grnt A-Int Treas	-1,955,813.00		
RXFR	Transfer (Regular)	0.00	15.12	
WARR	Warrants	95.41	0.00	
				-1,955,732.71
NET0003	ETV-ADE Prof Dev (0516)	-455,074.90		
WARR	Warrants	400.10	0.00	
				-454,674.80
NFA0003	DFA-Training-Int Treas	-370,389.57		
WARR	Warrants	7.76	0.00	
				-370,381.81
NGC0200	Registration of Prof Geologist	-79,917.45		
RCPT	Receipt	0.00	960.00	
				-80,877.45
NGM0000	Governor's Mansion 609/09 S	-60,798.91		
RCPT	Receipt	0.00	6,507.05	
WARR	Warrants	526.07	0.00	
				-66,779.89
NHE0300	Policy Sol-Adult Learners(070)	-13,749.21		
WARR	Warrants	26.04	0.00	
				-13,723.17
NHS0401	Ash-Patients Benefits-Int Treas	-7,479.22		
WARR	Warrants	823.30	0.00	
				-6,655.92
NLC0000	Contractor's Lic Brd (0224)	-1,593,975.78		
RCPT	Receipt	0.00	24,421.00	
WARR	Warrants	3,265.69	0.00	
				-1,615,131.09
NMD0001	Military-Oprs-Int Treas	-1,453,286.14		
RXFR	Transfer (Regular)	0.00	13.80	
WARR	Warrants	1,268.91	0.00	
				-1,452,031.03
NMV0000	MV Special Plates State (0630)	-109,602.75		
RXFR	Transfer (Regular)	0.00	11,264.46	
				-120,867.21
NMV0001	MVSpecial PlatesNonState (06	-99,030.76		
RXFR	Transfer (Regular)	0.00	8,767.75	
				-107,798.51
NMV0002	IRP Refunds (0630)	-1,278,074.45		
RXFR	Transfer (Regular)	0.00	63,364.48	
				-1,341,438.93
NMV0004	911 Prepaid Wireless (0630)	-605,329.82		
RXFR	Transfer (Regular)	0.00	260.95	
				-605,590.77
NNB0100	Bkgrnd Ck-Cash in Treasury02	-12,813.21		
RCPT	Receipt	0.00	2,265.00	
				-15,078.21
NNH0201	DAH AAC Treasury Cash	-101,965.96		
RCPT	Receipt	0.00	115.00	
				-102,080.96
NNH0301	DAH-Old St House-Int Treas	-194,048.95		

Fund Transaction by Type

Start Date:6/30/16 End Date:6/30/16

Fund	Fund Description	Beginning Balance	Ending Balance
Type	Type Description	Debits	Credits
RCPT	Receipt	0.00	250.00
			-194,298.95
NNH0404	DAH-AHPP Cash in Treas (087)	-199,546.08	
RCPT	Receipt	0.00	1,039.52
			-200,585.60
NNH0601	ATR-Oprs-Int Treas	-170.42	
RCPT	Receipt	0.00	545.00
			-715.42
NNH0901	DAH Mosaic Templars Cash	-45,208.11	
RCPT	Receipt	0.00	747.39
			-45,955.50
NPB0000	Pharmacy Ckg-Int Treas	-2,091,267.17	
RCPT	Receipt	0.00	13,493.50
			-2,104,760.67
NPT0101	PT-Tourism Oprs-Int Treas	-26,573.27	
WARR	Warrants	15.90	0.00
			-26,557.37
NPT0104	PT-Sweep-Int Treas	-5,235,511.86	
RCPT	Receipt	0.00	983,026.11
RXFR	Transfer (Regular)	0.00	2,468.00
WARR	Warrants	75,467.51	0.00
			-6,145,538.46
NPT0201	History Comm-Oprs-Int Treas	-28,165.39	
RCPT	Receipt	0.00	289.00
WARR	Warrants	224.86	0.00
			-28,229.53
NRC0000	RACING LIC APPL (0631)	-661,780.86	
RXFR	Transfer (Regular)	0.00	3,000.00
			-664,780.86
NRE0001	Real Estate-Int Treas	-1,195,642.80	
WARR	Warrants	122.17	0.00
			-1,195,520.63
NRS0001	Rehab-Tech Eqpt-Int Treas	-294,557.33	
RCPT	Receipt	0.00	2,561.52
WARR	Warrants	24,000.00	0.00
			-273,118.85
NRS0002	Rehab-HSRC Oprs-Int Treas	-16,011.96	
RXFR	Transfer (Regular)	10,153.40	0.00
			-5,858.56
NSA0000	Brd Examiners Speech-Lang 0	-1,327,985.79	
RCPT	Receipt	0.00	24,417.00
			-1,352,402.79
NST0901	AEDC-AR Mfg Ext Ntwk (790)	-1,518,237.74	
RCPT	Receipt	0.00	2,000.00
			-1,520,237.74
NSW0101	Soil & Water-Travel-Interest T	-4,650,555.64	
WARR	Warrants	158.16	0.00
			-4,650,397.48
NSW0108	Soil & Water-Info-Educ-Int Tre	-821,242.21	
WARR	Warrants	28.89	0.00

Fund Transaction by Type

Start Date:6/30/16 End Date:6/30/16

Fund	Fund Description	Beginning Balance		Ending Balance
Type	Type Description	Debits	Credits	
				-821,213.32
NSW0123	Nutrient/Poultry Litter	-106,694.61		
RCPT	Receipt	0.00	116.47	
				-106,811.08
NSW0137	Drinking Water FY09 (0455)	-365,219.56		
WARR	Warrants	750.00	0.00	
				-364,469.56
NTC0000	TCB Sale to Minors Enf	-212,911.57		
WARR	Warrants	96.14	0.00	
				-212,815.43
NVA0000	DVA Cash in Treasury	-617,366.60		
RCPT	Receipt	0.00	32,687.04	
WARR	Warrants	6,238.08	0.00	
				-643,815.56
NVA0200	Veterans Cemetery § 19-5-107	-513,824.90		
RCPT	Receipt	0.00	1,200.00	
				-515,024.90
NVA0800	ADVA OFF OF ATT GEN FUND	-117,915.92		
WARR	Warrants	55.72	0.00	
				-117,860.20
PAYROLL	Statewide Payroll Paying Acct	-785,336.51		
WARR	Warrants	121,750.38	0.00	
				-663,586.13
PER0100	Educ Rehab Paying-Fed Admi	-25,401.62		
WARR	Warrants	7,111.64	0.00	
				-18,289.98
PER0200	Educ Rehab Paying-Prch Serv	-172,408.48		
RXFR	Transfer (Regular)	0.00	4,890.39	
WARR	Warrants	24,276.91	0.00	
				-153,021.96
PER0300	Educ Rehab Paying-Grants	-224,250.23		
RCPT	Receipt	0.00	3,347.02	
RXFR	Transfer (Regular)	0.00	10,153.40	
WARR	Warrants	34,509.79	0.00	
				-203,240.86
PHD0000	Health Oper § 19-5-104	-2,831,921.54		
RCPT	Receipt	0.00	131,624.25	
RXFR	Transfer (Regular)	304,570.71	101,188.54	
WARR	Warrants	297,660.47	0.00	
				-2,462,503.15
PTA4000	Dept Of Human Svcs-Medsvcs	-2,251.68		
WARR	Warrants	566.21	0.00	
				-1,685.47
PTA4500	Dept Of Human Svcs-Co Oprs	-64,358.02		
WARR	Warrants	5,739.81	0.00	
				-58,618.21
PTD8100	Tobacco DD Pay-Prescr Drugs	-55,182.49		
WARR	Warrants	314.72	0.00	
				-54,867.77
PTD8600	Tobacco DD Pay-Hosp Med Se	-1,522,332.84		

Fund Transaction by Type

Start Date:6/30/16 End Date:6/30/16

Fund	Fund Description	Beginning Balance	Ending Balance	
Type	Type Description	Debits	Credits	
WARR	Warrants	115,732.33	0.00	
				-1,406,600.51
PWD7600	DHS-Delay Grnts-AFDC	-1,451.90		
WARR	Warrants	360,854.99	0.00	
				359,403.09
PWD7700	DHS-Nrs Hm Vndr Payments	-4,989,647.88		
WARR	Warrants	15,538.87	0.00	
				-4,974,109.01
PWD8100	DHS-DrugVenPay-FamPlan	-13,442,167.53		
WARR	Warrants	232,325.63	0.00	
				-13,209,841.90
PWD8600	DHS-Hosp/Med Vendor	-19,677,457.13		
RXFR	Transfer (Regular)	150,000.00	0.00	
WARR	Warrants	1,159,817.93	0.00	
				-18,367,639.20
PWD8700	DHS-Med Assist Prg Admin	-1,791,257.63		
RCPT	Receipt	0.00	12,584.13	
RXFR	Transfer (Regular)	630,607.90	0.00	
WARR	Warrants	124,874.20	0.00	
				-1,048,359.66
PWD8900	DHS-Med Assist Prg Peer Rev	-7,285,664.92		
RXFR	Transfer (Regular)	0.00	39,920.09	
WARR	Warrants	99,270.21	0.00	
				-7,226,314.80
PWD9400	DHS-Lng Trm Care Prof Contr:	-549,734.02		
RCPT	Receipt	0.00	5,061.25	
RXFR	Transfer (Regular)	0.00	5,061.22	
WARR	Warrants	1,070.00	0.00	
				-558,786.49
PWD9600	DHS ARKIDS B Prg	-475,347.97		
WARR	Warrants	52,478.23	0.00	
				-422,869.74
PWE2000	DHS-Aging Proj Grant Paymer	-233,339.97		
WARR	Warrants	213,818.67	0.00	
				-19,521.30
PWE5300	Mental Hlth Grants (0710)	-253,483.52		
RCPT	Receipt	0.00	32,817.94	
				-286,301.46
PWE6000	DHS DBS Purchase of Service	-953,346.05		
RXFR	Transfer (Regular)	601.80	0.00	
WARR	Warrants	7,388.29	0.00	
				-945,355.96
PWE9000	DHS Family Preservation	-265,098.11		
WARR	Warrants	76,308.08	0.00	
				-188,790.03
PWE9100	DHS DCF IV E Foster Care	-3,537,480.10		
RCPT	Receipt	0.00	95,130.80	
RXFR	Transfer (Regular)	5,627.80	0.00	
WARR	Warrants	182,350.11	0.00	
				-3,444,632.99

Fund Transaction by Type

Start Date:6/30/16 End Date:6/30/16

Fund	Fund Description	Beginning Balance	Ending Balance	
Type	Type Description	Debits	Credits	
PWE9300	DHS DCF Child Care Cost	-2,288,659.30		
RCPT	Receipt	0.00	1,988,825.24	
RXFR	Transfer (Regular)	1,096.06	148,213.39	
WARR	Warrants	168,892.99	0.00	
				-4,255,708.88
PWE9400	DHS Food Stamps	-16,484.60		
RCPT	Receipt	0.00	140.05	
RXFR	Transfer (Regular)	0.00	140.05	
WARR	Warrants	539.43	0.00	
				-16,225.27
PWP0100	Dept of Human Svcs-DDS St O	-302,269.14		
RCPT	Receipt	0.00	17,170.34	
WARR	Warrants	59,200.07	0.00	
				-260,239.41
PWP0400	DHS-DDS-Early Intervention	-1,517.88		
WARR	Warrants	1,517.88	0.00	
				0.00
PWP1000	Dept Of Human Svcs-Dir Off A	-535,148.40		
RCPT	Receipt	0.00	86.36	
WARR	Warrants	1,344.43	0.00	
				-533,890.33
PWP1500	Dept Of Human Svcs-Chief Coi	-145,420.44		
RCPT	Receipt	0.00	1,181.90	
RXFR	Transfer (Regular)	192.40	0.00	
WARR	Warrants	8,843.88	0.00	
				-137,566.06
PWP2000	Dept of Human Svcs-Aging Ad	-1,913,912.10		
RCPT	Receipt	0.00	9,986.60	
RXFR	Transfer (Regular)	181.12	9,153.55	
WARR	Warrants	45,267.62	0.00	
				-1,887,603.51
PWP2500	Dept of Human Svcs-DCFS Ad	-2,436,747.96		
RCPT	Receipt	0.00	12,253.25	
RXFR	Transfer (Regular)	171.83	300,062.29	
WARR	Warrants	192,817.11	0.00	
				-2,556,074.56
PWP3000	Dept of Human Svcs-DCCECE	-1,617,220.89		
RCPT	Receipt	0.00	4,633.67	
RXFR	Transfer (Regular)	0.00	86.07	
WARR	Warrants	270,675.32	0.00	
				-1,351,265.31
PWP3500	Dept Of Human Svcs-Mntl Hlth	-707,189.09		
RCPT	Receipt	0.00	388.44	
RXFR	Transfer (Regular)	1,711.83	413,630.00	
WARR	Warrants	89,491.16	0.00	
				-1,030,004.54
PWP4000	Dept Of Human Svcs-Medsvcs	-13,299,040.06		
RCPT	Receipt	0.00	75,945.88	
RXFR	Transfer (Regular)	82,157.54	0.00	
WARR	Warrants	48,199.49	0.00	
				-13,244,628.91

Fund Transaction by Type

Start Date:6/30/16 End Date:6/30/16

Fund	Fund Description	Beginning Balance	Ending Balance
Type	Type Description	Debits	Credits
PWP4500	Dept Of Human Svcs-Co Oprs-	-1,226,842.49	
RCPT	Receipt	0.00	7,552.08
RXFR	Transfer (Regular)	2,132.68	840.95
WARR	Warrants	264,735.01	0.00
			-968,367.83
PWP5000	Dept Of Human Svcs-Admin Sr	-4,184,093.46	
RCPT	Receipt	0.00	2,648.33
RXFR	Transfer (Regular)	0.00	98,711.17
WARR	Warrants	602,005.55	0.00
			-3,683,447.41
PWP5500	Dept of Human Svcs-DDS Adm	-3,336,764.62	
RCPT	Receipt	0.00	47,576.82
RXFR	Transfer (Regular)	1,374.99	104,508.50
WARR	Warrants	309,560.41	0.00
			-3,177,914.54
PWP6500	Dept Of Human Svcs-Blind Srv	-1,219,301.27	
RXFR	Transfer (Regular)	0.00	103.07
WARR	Warrants	13,436.33	0.00
			-1,205,968.01
PWP7500	Dept of Human Svcs-Vol Admi	-281,578.17	
WARR	Warrants	2,916.36	0.00
			-278,661.81
PWP8000	Dept Of Human Svcs-Yth Srv P	-268,640.53	
RXFR	Transfer (Regular)	0.00	609.75
WARR	Warrants	10,180.71	0.00
			-259,069.57
PWS0000	Temp Emp Asst Svc § 19-5-10	-1,705,034.85	
RCPT	Receipt	0.00	364,237.51
RXFR	Transfer (Regular)	131.05	0.00
WARR	Warrants	2,235.08	0.00
			-2,066,906.23
RRA0000	State Hwy & Transportation	-395,348,289.65	
RADJ	Receipt Adjustment	649,817.85	0.00
RCPT	Receipt	0.00	1,513,796.49
RXFR	Transfer (Regular)	1,168,144.09	1,807,978.89
SPEC	Special Reversing Entry	3,320,314.31	1,817,961.94
WARR	Warrants	1,875,254.68	0.00
			-393,474,496.04
RRA4LHC	4 Lane Highway Construction	-396,741,813.40	
RXFR	Transfer (Regular)	220,542.49	463,328.94
SPEC	Special Reversing Entry	463,328.94	220,542.49
			-396,741,813.40
RRB0000	State Aid Road	-22,187,118.50	
RXFR	Transfer (Regular)	152.12	50,063.62
SPEC	Special Reversing Entry	50,063.62	152.12
			-22,187,118.50
RRC0000	State Aid Street (0090)	-9,436,444.19	
RXFR	Transfer (Regular)	152.12	50,063.62
SPEC	Special Reversing Entry	50,063.62	152.12
			-9,436,444.19
SAC0000	Asbestos Control	-1,509,675.63	

Fund Transaction by Type

Start Date:6/30/16 End Date:6/30/16

Fund	Fund Description	Beginning Balance		Ending Balance
Type	Type Description	Debits	Credits	
RCPT	Receipt	0.00	6,960.00	
SPEC	Special Reversing Entry	6,960.00	0.00	
				-1,509,675.63
SAD0100	Public Serv Util Safe-Pipeline	-1,250,258.12		
WARR	Warrants	321.53	0.00	
				-1,249,936.59
SAE0200	AR Econ Dev-3.9% Rebate	0.00		
LCRT	General Letter of Cert	0.00	392,160.00	
				-392,160.00
SAH0200	Oil Museum-Oil/Brine	-8,796.05		
RXFR	Transfer (Regular)	0.00	417.00	
SPEC	Special Reversing Entry	417.00	0.00	
				-8,796.05
SAT0000	Special Addl Taxes (0630)	-270,058.80		
RXFR	Transfer (Regular)	43,094.84	15,748.09	
				-242,712.05
SBA0100	Keep AR Beautiful-Oprs	-260,387.09		
WARR	Warrants	174.80	0.00	
				-260,212.29
SBC0100	AR Beef Council	-170,654.31		
RCPT	Receipt	0.00	64.00	
RXFR	Transfer (Regular)	64.00	64.00	
SPEC	Special Reversing Entry	32.00	0.00	
WARR	Warrants	1,586.92	0.00	
				-169,099.39
SBN0100	Ar St Bd of Nursing-Oprs	-2,543,352.06		
RCPT	Receipt	0.00	51,205.49	
SPEC	Special Reversing Entry	50,631.49	0.00	
WARR	Warrants	6,168.80	0.00	
				-2,537,757.26
SBS0000	Boating Safety(080)	0.00		
RXFR	Transfer (Regular)	0.00	7,261.80	
SPEC	Special Reversing Entry	7,261.80	0.00	
				0.00
SCC0100	County-Circuit Clerk Cont Ed	-113,185.44		
WARR	Warrants	550.52	0.00	
				-112,634.92
SCE0000	St Crime Lab Equip-Special	-407,547.20		
RCPT	Receipt	0.00	1,500.00	
SPEC	Special Reversing Entry	1,500.00	0.00	
				-407,547.20
SCE0100	St Crime Lab Equip-Sp Rev	-624,601.43		
WARR	Warrants	131.07	0.00	
				-624,470.36
SCS0100	Private Career Education-Spec	-145,978.54		
RCPT	Receipt	0.00	270.00	
SPEC	Special Reversing Entry	270.00	0.00	
				-145,978.54
SCX0000	Conservation Tax	-657,321.77		
RXFR	Transfer (Regular)	62,752.10	127,119.79	

Fund Transaction by Type

Start Date:6/30/16 End Date:6/30/16

Fund	Fund Description	Beginning Balance		Ending Balance
Type	Type Description	Debits	Credits	
SPEC	Special Reversing Entry	127,119.79	62,752.10	
				-657,321.77
SDA0100	Aeronautics-Oprs	-11,031,953.89		
RXFR	Transfer (Regular)	0.00	19,124.18	
SPEC	Special Reversing Entry	19,124.18	0.00	
				-11,031,953.89
SDC0100	ADC Farm Reserve	-97,905.74		
RCPT	Receipt	0.00	261,867.39	
RXFR	Transfer (Regular)	0.00	509.00	
SPEC	Special Reversing Entry	253,252.00	0.00	
WARR	Warrants	9,656.80	0.00	
				-97,373.33
SDD0100	Dept of Correc-Industry Oprs	-825,052.17		
RCPT	Receipt	0.00	107,169.96	
RXFR	Transfer (Regular)	0.00	54.68	
SPEC	Special Reversing Entry	98,568.43	0.00	
WARR	Warrants	6,211.74	0.00	
				-827,496.64
SDF0101	State Forestry 19-6-411	-1,495,231.31		
RCPT	Receipt	0.00	2,043.00	
RXFR	Transfer (Regular)	0.00	49,504.29	
SPEC	Special Reversing Entry	1,533.00	0.00	
WARR	Warrants	3,838.54	0.00	
				-1,541,407.06
SDG0000	Game Protection Fund	-7,715,940.30		
RCPT	Receipt	0.00	987,862.50	
SPEC	Special Reversing Entry	24,707.50	0.00	
WARR	Warrants	218,759.42	0.00	
				-8,460,335.88
SDG0100	GPF-License Plate Fnd	-2,779,424.89		
RXFR	Transfer (Regular)	0.00	8,934.47	
				-2,788,359.36
SDG0700	Game Protection Nature Cntr (-450,816.63		
RCPT	Receipt	0.00	1,969.25	
				-452,785.88
SDG1000	Hunters Feeding the Hungry	-3,231.60		
RCPT	Receipt	0.00	278.00	
				-3,509.60
SDH4300	Securities Dept-Operations	-4,267,731.10		
RCPT	Receipt	0.00	234.85	
WARR	Warrants	1,553.14	0.00	
				-4,266,412.81
SDI0000	Interpreters Deaf/Hearing Imp	-46,278.16		
RCPT	Receipt	0.00	250.00	
SPEC	Special Reversing Entry	250.00	0.00	
				-46,278.16
SDL0100	Commercial Drivers Lic	-14,039,307.15		
RXFR	Transfer (Regular)	0.00	4,022.67	
SPEC	Special Reversing Entry	4,022.67	0.00	
				-14,039,307.15

Fund Transaction by Type

Start Date:6/30/16 End Date:6/30/16

Fund	Fund Description	Beginning Balance	Ending Balance	
Type	Type Description	Debits	Credits	
SDO0100	Oil & Gas Comm-Operations	-42,591,124.86		
RCPT	Receipt	0.00	435,737.99	
SPEC	Special Reversing Entry	343,337.29	0.00	
WARR	Warrants	189.11	0.00	
				-42,683,336.45
SDP0101	Plant Board 19-6-408	-7,242,986.62		
RCPT	Receipt	0.00	693,033.58	
RXFR	Transfer (Regular)	0.00	1,027.73	
SPEC	Special Reversing Entry	692,767.59	0.00	
WARR	Warrants	1,700.24	0.00	
				-7,242,580.10
SDP4601	Plant Board Grain Warehouse	-126,844.47		
WARR	Warrants	1,105.44	0.00	
				-125,739.03
SEA0000	Educational Adequacy	-43,599,896.93		
LCRT	General Letter of Cert	0.00	2,216,099.75	
RADJ	Receipt Adjustment	0.00	921,137.80	
RXFR	Transfer (Regular)	390,770.93	860,645.05	
SPEC	Special Reversing Entry	1,781,782.85	390,770.93	
				-45,815,996.68
SEF0100	ASP Equipment-AFIS System	-5,742,651.11		
RCPT	Receipt	0.00	7,030.15	
RXFR	Transfer (Regular)	0.00	12,139.50	
SPEC	Special Reversing Entry	4,321.40	0.00	
				-5,757,499.36
SFP0400	Fire Prot Prem-Benton	-179,899.27		
WARR	Warrants	10,401.39	0.00	
				-169,497.88
SFP0800	Fire Prot Prem-Carroll	-55,126.78		
WARR	Warrants	3,997.60	0.00	
				-51,129.18
SFP1600	Fire Prot Prem-Craighead	-145,539.61		
WARR	Warrants	29,666.87	0.00	
				-115,872.74
SFP1700	Fire Prot Prem-Crawford	-53,621.17		
WARR	Warrants	35,235.15	0.00	
				-18,386.02
SFP2600	Fire Prot Prem-Garland	-36,537.64		
WARR	Warrants	18,268.82	0.00	
				-18,268.82
SFP2800	Fire Prot Prem-Greene	-77,184.93		
WARR	Warrants	1,955.11	0.00	
				-75,229.82
SFP3200	Fire Prot Prem-Independence	-82,746.43		
WARR	Warrants	4,852.08	0.00	
				-77,894.35
SFP3500	Fire Prot Prem-Jefferson	-71,350.86		
WARR	Warrants	15,826.74	0.00	
				-55,524.12
SFP4100	Fire Prot Prem-Little River	-119,450.05		

Fund Transaction by Type

Start Date:6/30/16 End Date:6/30/16

Fund	Fund Description	Beginning Balance		Ending Balance
Type	Type Description	Debits	Credits	
WARR	Warrants	5,394.71	0.00	-114,055.34
SFP4200	Fire Prot Prem-Logan	-65,368.58		
WARR	Warrants	10,168.45	0.00	-55,200.13
SFP5200	Fire Prot Prem-Ouachita	-141,222.56		
WARR	Warrants	6,855.98	0.00	-134,366.58
SFP5600	Fire Prot Prem-Poinsett	-64,406.48		
WARR	Warrants	9,360.73	0.00	-55,045.75
SFP6500	Fire Prot Prem-Sebastian	-109,244.22		
WARR	Warrants	48,971.12	0.00	-60,273.10
SFP6700	Fire Prot Prem-Sharp	-61,673.77		
WARR	Warrants	7,666.65	0.00	-54,007.12
SFP6800	Fire Prot Prem-St. Francis	-67,745.94		
WARR	Warrants	4,786.78	0.00	-62,959.16
SFP7000	Fire Prot Prem-Union	-132,694.52		
WARR	Warrants	23,470.24	0.00	-109,224.28
SFP7300	Fire Prot Prem-White	-141,599.65		
WARR	Warrants	26,426.85	0.00	-115,172.80
SFR0100	Fire/Police Pension/Relief	-1,871,885.52		
WARR	Warrants	69,569.76	0.00	-1,802,315.76
SFR0300	Fire&Police Pension Adl (0620	-108,058.72		
WARR	Warrants	22,203.94	0.00	-85,854.78
SFR0400	Fire&Police Pension Suppl(06:	-166,580.00		
WARR	Warrants	48,600.00	0.00	-117,980.00
SFR0500	Fire&PolicePension FutSup(06:	-6,250,301.00		
WARR	Warrants	162,760.00	0.00	-6,087,541.00
SHA0000	Dept of Hlth-HVACR	-376,459.75		
RCPT	Receipt	0.00	10,215.00	
SPEC	Special Reversing Entry	10,215.00	0.00	
				-376,459.75
SHF0100	DAH-Consr Tax-Dir Off	-2,012,380.73		
WARR	Warrants	3,342.09	0.00	-2,009,038.64
SHF0200	DAH-Consr Tax-Delta Clt Ctr	-85,112.43		
WARR	Warrants	119.90	0.00	-84,992.53
SHF0400	DAH-Consr Tax-Commr Comr	-261,695.02		
WARR	Warrants	4,569.74	0.00	

Fund Transaction by Type

Start Date:6/30/16 End Date:6/30/16

Fund	Fund Description	Beginning Balance			Ending Balance
Type	Type Description	Debits	Credits		
					-257,125.28
SHF0700	DAH-Consr Tax-Terr Restr	-32,816.49			
WARR	Warrants	206.72	0.00		
					-32,609.77
SHL0000	Plumbers Licensing	-741,729.59			
RCPT	Receipt	0.00	725.00		
SPEC	Special Reversing Entry	725.00	0.00		
					-741,729.59
SHM0100	Mfg Home Comm-Operations	-316,698.32			
WARR	Warrants	218.00	0.00		
					-316,480.32
SHW0000	Haz Waste Permit Fee	-4,458,499.94			
RCPT	Receipt	0.00	944.40		
WARR	Warrants	349.93	0.00		
					-4,459,094.41
SIA0101	L/P Equine Infectious Anemia	-499,701.49			
RCPT	Receipt	0.00	637.00		
SPEC	Special Reversing Entry	637.00	0.00		
					-499,701.49
SIB0100	Bank Department-Operations	-7,662,366.06			
RCPT	Receipt	0.00	375.00		
SPEC	Special Reversing Entry	325.00	0.00		
WARR	Warrants	8,709.72	0.00		
					-7,653,706.34
SIL0100	LP Gas Board Oprs	-1,174,156.76			
RCPT	Receipt	0.00	11,100.87		
SPEC	Special Reversing Entry	10,845.00	0.00		
WARR	Warrants	294.00	0.00		
					-1,174,118.63
SIP0101	Poultry & Egg Grading 19-6-40	-5,055,529.73			
RCPT	Receipt	0.00	1,366.97		
SPEC	Special Reversing Entry	120.00	0.00		
WARR	Warrants	557.16	0.00		
					-5,056,219.54
SIS0000	Road/Bridge Repair (0090)	-1.06			
RXFR	Transfer (Regular)	0.00	2,184.28		
SPEC	Special Reversing Entry	2,184.28	0.00		
					-1.06
SJP0100	Public Service-Utilities	-3,526,739.56			
RCPT	Receipt	0.00	200.00		
SPEC	Special Reversing Entry	200.00	0.00		
WARR	Warrants	1,590.83	0.00		
					-3,525,148.73
SKL0000	Skills Development (0590)	-21,070,537.60			
WARR	Warrants	4,200.00	0.00		
					-21,066,337.60
SLS0000	Beneficiaries of Fallen Law En	-5,202.20			
RXFR	Transfer (Regular)	0.00	6.25		
SPEC	Special Reversing Entry	6.25	0.00		
					-5,202.20

Fund Transaction by Type

Start Date:6/30/16 End Date:6/30/16

Fund	Fund Description	Beginning Balance	Ending Balance	
Type	Type Description	Debits	Credits	
SMF0000	Military Funeral Hon 784/09	-162,252.38		
RXFR	Transfer (Regular)	0.00	380.00	
SPEC	Special Reversing Entry	380.00	0.00	
				-162,252.38
SMH6800	EMPG T&E (0995)	-56,315.64		
WARR	Warrants	60.00	0.00	
				-56,255.64
SMP0100	ASP Special Operating	-2,337,905.24		
RCPT	Receipt	0.00	15,719.91	
RXFR	Transfer (Regular)	506,395.66	584,468.30	
SPEC	Special Reversing Entry	85,828.95	0.00	
WARR	Warrants	64,220.23	0.00	
				-2,281,648.61
SMP0500	ASP Used Motor Vehicle	-668,250.28		
RCPT	Receipt	0.00	5,375.00	
SPEC	Special Reversing Entry	5,375.00	0.00	
				-668,250.28
SMP0600	ASP-PI/Security	-649,108.50		
RCPT	Receipt	0.00	4,750.00	
SPEC	Special Reversing Entry	4,750.00	0.00	
				-649,108.50
SMP2809	Hwy Safety 406 Act 1288/07	-943.41		
WARR	Warrants	943.41	0.00	
				0.00
SMP3072	STEP 16 (0960)	-4,423.09		
WARR	Warrants	77.01	0.00	
				-4,346.08
SMP8800	ASP Vehicles (0960)	-2,674,989.47		
RCPT	Receipt	0.00	113.24	
RXFR	Transfer (Regular)	0.00	5,121.59	
SPEC	Special Reversing Entry	4,865.66	0.00	
WARR	Warrants	23,172.13	0.00	
				-2,652,186.51
SMP9602	ASP Troop K Cont Project	-907,616.95		
RXFR	Transfer (Regular)	506,395.66	0.00	
				-401,221.29
SPC0101	L/P Brucellosis Erad/Inspectio	-966,039.73		
RCPT	Receipt	0.00	10.00	
SPEC	Special Reversing Entry	10.00	0.00	
WARR	Warrants	15.00	0.00	
				-966,024.73
SPF0100	Comty Punshmt Rev-Oprs	-4,790,666.91		
RCPT	Receipt	0.00	121,761.46	
SPEC	Special Reversing Entry	121,761.46	0.00	
				-4,790,666.91
SPS0101	Livestock/Poultry Special Rev	-1,180,441.02		
RCPT	Receipt	0.00	5,746.40	
SPEC	Special Reversing Entry	5,746.40	0.00	
WARR	Warrants	1,938.42	0.00	
				-1,178,502.60

Fund Transaction by Type

Start Date:6/30/16 End Date:6/30/16

Fund	Fund Description	Beginning Balance		Ending Balance
Type	Type Description	Debits	Credits	
SPT0100	Conscr Tax-Oprs	-22,067,868.43		
RCPT	Receipt	0.00	5,329.82	
WARR	Warrants	135,705.22	0.00	
				-21,937,493.03
SRS0000	Reg Sub Stor Tank Prg	-1,616,072.85		
RCPT	Receipt	0.00	99,485.00	
SPEC	Special Reversing Entry	79,200.00	0.00	
WARR	Warrants	60.00	0.00	
				-1,636,297.85
SSA0000	AR CourtAppointedSpecAdvo	-5,739.65		
RXFR	Transfer (Regular)	0.00	25.00	
SPEC	Special Reversing Entry	25.00	0.00	
				-5,739.65
SSV0000	Spirituos & VinousBevAct(06	-409,370.99		
RCPT	Receipt	0.00	1,935.00	
SPEC	Special Reversing Entry	1,935.00	0.00	
WARR	Warrants	200.00	0.00	
				-409,170.99
SSW0100	Social Work Licensing-Operati	-622,952.01		
RCPT	Receipt	0.00	460.00	
SPEC	Special Reversing Entry	460.00	0.00	
				-622,952.01
STR0000	AR Tobacco Control Rev (0261	-246,364.08		
RCPT	Receipt	0.00	38,325.00	
SPEC	Special Reversing Entry	38,325.00	0.00	
				-246,364.08
SWF0100	Wkforce 2000 Dev-Grant/Exp	-0.22		
RADJ	Receipt Adjustment	0.00	2,692,523.88	
SPEC	Special Reversing Entry	2,692,523.88	0.00	
				-0.22
SWT0000	In God We Trust License Plate	0.00		
RXFR	Transfer (Regular)	0.00	800.00	
SPEC	Special Reversing Entry	800.00	0.00	
				0.00
SXA0100	Abstractors Examiners Board	-92,969.63		
WARR	Warrants	57.55	0.00	
				-92,912.08
SXV0100	Veterinary Exam Board-Operat	-464,778.54		
RCPT	Receipt	0.00	795.00	
SPEC	Special Reversing Entry	795.00	0.00	
				-464,778.54
TAD0201	Pesticide/Plant Disposal 19-5-1	-1,954,038.58		
RCPT	Receipt	0.00	5,250.00	
SPEC	Special Reversing Entry	5,250.00	0.00	
				-1,954,038.58
TAJ0300	St Admin Of Justice-St Prgms	-1,771,474.69		
RXFR	Transfer (Regular)	0.00	56,859.16	
SPEC	Special Reversing Entry	56,859.16	0.00	
				-1,771,474.69
TAS0000	Securities Reserve	-6,568,231.99		

Fund Transaction by Type

Start Date:6/30/16 End Date:6/30/16

Fund	Fund Description	Beginning Balance	Ending Balance	
Type	Type Description	Debits	Credits	
RCPT	Receipt	0.00	49,140.28	
				-6,617,372.27
TBB0000	DFA Rev-Interstate Mtr Fuel Tax	-30,728.90		
WARR	Warrants	325.88	0.00	
				-30,403.02
TBP0000	Best Practices Act 570/11 S12	-2,469,803.22		
RCPT	Receipt	0.00	42,100.00	
SPEC	Special Reversing Entry	42,100.00	0.00	
				-2,469,803.22
TBS0000	Budget Stabilization Trust	-176,954,148.13		
RXFR	Transfer (Regular)	2,638.83	0.00	
				-176,951,509.30
TCC0100	County Coll Ctng Ed-Oprs-(05)	-100,420.71		
WARR	Warrants	190.68	0.00	
				-100,230.03
TCE0100	Co Treas Cont Ed-Oprs-(059)	-51,921.37		
WARR	Warrants	292.96	0.00	
				-51,628.41
TCI0100	Wrforce Ed-Constr Craft Trng	-995,966.22		
RCPT	Receipt	0.00	1,096.60	
				-997,062.82
TCR0100	Crime Victims Reparation Rev	-1,747,325.93		
RCPT	Receipt	0.00	19.20	
SPEC	Special Reversing Entry	19.20	0.00	
WARR	Warrants	675.89	0.00	
				-1,746,650.04
TCS0100	Private Career Education-Trus	-1,282,184.36		
RCPT	Receipt	0.00	509.44	
RXFR	Transfer (Regular)	203,728.70	203,728.70	
				-1,282,693.80
TDP0100	Death/Permanent Ttl Disability	-107,325,935.52		
WARR	Warrants	839.24	0.00	
				-107,325,096.28
TDS0000	Nonmun Dom Sewage (0930)	-18,893.00		
RCPT	Receipt	0.00	264.00	
				-19,157.00
TDT9200	Tourism Development Trust	-1,052,861.69		
RCPT	Receipt	0.00	134.71	
RXFR	Transfer (Regular)	298.29	32,504.52	
SPEC	Special Reversing Entry	32,504.52	298.29	
WARR	Warrants	19,515.47	0.00	
				-1,033,480.93
TER0000	Teacher Retirement	-2,555,340.23		
WARR	Warrants	124,680.15	0.00	
				-2,430,660.08
TES0100	Dept Workforce Services Trus	409,506.35		
RCPT	Receipt	0.00	66,430.17	
RXFR	Transfer (Regular)	0.00	25,289.24	
WARR	Warrants	136,226.00	0.00	
				454,012.94

Fund Transaction by Type

Start Date:6/30/16 End Date:6/30/16

Fund	Fund Description	Beginning Balance		Ending Balance
Type	Type Description	Debits	Credits	
TFH0000	AR Fair Housing Commission-	-300,742.66		
RCPT	Receipt	0.00	6,200.00	
				-306,942.66
TGC0000	Corporate Income Tax	-2,138,052.69		
NDXF	Transfer (Non-Distribution)	0.00	31,118.14	
WARR	Warrants	62,228.00	0.00	
				-2,106,942.83
TGI0000	Individual Income Tax	-9,871,049.52		
NDXF	Transfer (Non-Distribution)	0.00	1,713,995.69	
RCPT	Receipt	0.00	258,554.89	
WARR	Warrants	876,320.80	0.00	
				-10,967,279.30
TGI00WH	Withholding Tax Ref AIRS (063	-841,000.62		
WARR	Warrants	15,592.16	0.00	
				-825,408.46
TGP0100	Natural/Cultural Historic Pres	-402,882.76		
RXFR	Transfer (Regular)	13.20	12,648.57	
SPEC	Special Reversing Entry	12,648.57	13.20	
WARR	Warrants	30.00	0.00	
				-402,852.76
TGT0000	AR Natural/Cultural Resources	-21,499,918.33		
RXFR	Transfer (Regular)	105.60	101,188.57	
SPEC	Special Reversing Entry	101,188.57	105.60	
				-21,499,918.33
TGT1509	ANCRC 15-009 ASU J	-42,278.44		
WARR	Warrants	42,278.44	0.00	
				0.00
TGT1541	ANCRC 15-004 DCC	-59,230.27		
WARR	Warrants	15,901.43	0.00	
				-43,328.84
TGT1654	ANCRC 16-005 DAH NHC (088)	-236,488.77		
WARR	Warrants	2,000.00	0.00	
				-234,488.77
THL0100	State Health Bldg/Local Grant	-1,462,898.46		
RADJ	Receipt Adjustment	80.00	0.00	
SPEC	Special Reversing Entry	0.00	80.00	
WARR	Warrants	2,800.00	0.00	
				-1,460,098.46
THS0000	Hazardous Substance Remedi	-8,009,264.12		
RCPT	Receipt	0.00	68,625.00	
				-8,077,889.12
TID0810	Indiv Development Act 1289/07	-156,434.39		
RCPT	Receipt	0.00	345.00	
WARR	Warrants	14,895.45	0.00	
				-141,883.94
TIF0100	Insurance Fraud Investig Div	-351,505.06		
WARR	Warrants	128.45	0.00	
				-351,376.61
TJW0100	Workers' Compensation	-9,369,263.63		
WARR	Warrants	1,679.88	0.00	

Fund Transaction by Type

Start Date:6/30/16 End Date:6/30/16

Fund	Fund Description	Beginning Balance			Ending Balance
Type	Type Description	Debits	Credits		
					-9,367,583.75
TLR0000	Land Reclamation	-443,451.45			
RCPT	Receipt	0.00	4,075.00		
					-447,526.45
TMI0000	Muti-Agency Ins Trust	-18,004,648.17			
WARR	Warrants	73,955.31	0.00		
					-17,930,692.86
TMP0000	Medicaid Trust	-35,493,498.48			
RXFR	Transfer (Regular)	32.36	0.00		
					-35,493,466.12
TMR0000	State Police Retirement	-1,057.78			
RADJ	Receipt Adjustment	0.00	649,817.85		
RXFR	Transfer (Regular)	0.00	5,358.19		
SPEC	Special Reversing Entry	655,176.04	0.00		
					-1,057.78
TOD0000	Organ Donor Aware Ed	-25.00			
RXFR	Transfer (Regular)	0.00	125.00		
SPEC	Special Reversing Entry	125.00	0.00		
					-25.00
TPC0100	Court Awards	-1,374,580.64			
RXFR	Transfer (Regular)	0.00	329,609.03		
					-1,704,189.67
TPC0200	Court Awards	-169,391.05			
RXFR	Transfer (Regular)	0.00	176,786.63		
					-346,177.68
TPE0000	ADEQ Fee Act 1281/07	-1,402,572.25			
RCPT	Receipt	0.00	22,309.42		
RXFR	Transfer (Regular)	2.43	165.19		
SPEC	Special Reversing Entry	19,666.79	2.43		
WARR	Warrants	6,156.40	0.00		
					-1,399,223.67
TPET500	ADEQ Title 5 Air Act 1281/07	-13,690,180.85			
RCPT	Receipt	0.00	1,600.00		
SPEC	Special Reversing Entry	1,600.00	0.00		
					-13,690,180.85
TPF0100	Hwy Oprs-142	-1,670,054.26			
RXFR	Transfer (Regular)	0.00	1,092.70		
SPEC	Special Reversing Entry	1,092.70	0.00		
					-1,670,054.26
TPP0000	Performance Partner Trust	-575,492.68			
WARR	Warrants	119.89	0.00		
					-575,372.79
TPR0100	Real Prop Tax Redistribution	-335,022.26			
RXFR	Transfer (Regular)	222,603.51	488,256.43		
SPEC	Special Reversing Entry	488,256.43	222,603.51		
					-335,022.26
TPS0000	Public School Insurance Act 7	-13,037,418.63			
WARR	Warrants	10,161.55	0.00		
					-13,027,257.08
TPT0000	Petroleum Storage Tank Trust	-24,497,995.58			

Fund Transaction by Type

Start Date:6/30/16 End Date:6/30/16

Fund	Fund Description	Beginning Balance		Ending Balance
Type	Type Description	Debits	Credits	
RXFR	Transfer (Regular)	18.12	20,009.94	
				-24,517,987.40
TPW3400	WtrWaste GO Bds 14 B (0455)	-15,181,943.16		
WARR	Warrants	1,180,440.00	0.00	
				-14,001,503.16
TPX0000	Waste Water Pollution Bonds	-12,848,055.66		
LCRT	General Letter of Cert	0.00	1,200,000.00	
				-14,048,055.66
TRR0000	AR State Hwy Emp Retirement	-648,705.73		
WARR	Warrants	98,591.74	0.00	
				-550,113.99
TRS0000	Animal Resc/Shelter 692/09	0.00		
RXFR	Transfer (Regular)	0.00	50.00	
SPEC	Special Reversing Entry	50.00	0.00	
				0.00
TSD0100	Hlth-Prev & Cessation Prg-(64	-3,926,144.75		
WARR	Warrants	55,084.38	0.00	
				-3,871,060.37
TSE0100	Targeted St Needs Prg-Minorit	-1,524,650.68		
WARR	Warrants	2,560.00	0.00	
				-1,522,090.68
TSF0300	UAMS AR Biosci Inst Prg	-796,754.66		
WARR	Warrants	119,636.00	0.00	
				-677,118.66
TSI0100	State Insurance Dept Trust	-25,736.39		
WARR	Warrants	128.45	0.00	
				-25,607.94
TSI4500	State Insurance Dept Trust	-25,972,595.58		
WARR	Warrants	652,865.91	0.00	
				-25,319,729.67
TSR0000	AR Public Employees Retirem	-2,263,605.96		
RCPT	Receipt	0.00	2,067,000.00	
RXFR	Transfer (Regular)	0.00	5,199.25	
WARR	Warrants	365,534.57	0.00	
				-3,970,270.64
TSU0000	Local Sales & Use Tax	-119,222,005.24		
RXFR	Transfer (Regular)	3,188,848.88	3,301,759.46	
				-119,334,915.82
TTG0100	Waste Tire Grant	-681,086.25		
RCPT	Receipt	0.00	1,971.12	
RXFR	Transfer (Regular)	2,163.89	1,930.01	
SPEC	Special Reversing Entry	3,901.13	2,163.89	
				-681,086.25
TTG0300	Waste Tire Grant BIG	-108,077.10		
RXFR	Transfer (Regular)	0.00	71.12	
SPEC	Special Reversing Entry	71.12	0.00	
				-108,077.10
TTR0100	Uniform Tax Rate Trust	-5,435,884.24		
WARR	Warrants	5,435,884.24	0.00	
				0.00

Fund Transaction by Type

Start Date:6/30/16 End Date:6/30/16

Fund	Fund Description	Beginning Balance	Ending Balance	
Type	Type Description	Debits	Credits	
TUW0100	Workers' Comp Revolving	-12,168,110.10		
RXFR	Transfer (Regular)	0.00	98.00	
WARR	Warrants	35,108.76	0.00	
				-12,133,099.34
TWS0100	Solid Waste Mgmt/Recycling	-3,373,502.05		
WARR	Warrants	41.57	0.00	
				-3,373,460.48
TYS0000	Dept Of Human Srvs-Dys-Jaib	-989,147.24		
RXFR	Transfer (Regular)	8,109.96	0.00	
				-981,037.28
TYS0100	DHS-DYS-JAIBG Grnt	-116,517.75		
RXFR	Transfer (Regular)	0.00	8,109.96	
				-124,627.71
TZR0000	Employment Security Adv Int	-5,061,627.98		
RCPT	Receipt	0.00	5,298.41	
				-5,066,926.39
TZS0000	Dept WorkforceServSpec19-5-	-8,244,516.33		
RCPT	Receipt	0.00	91,927.70	
RXFR	Transfer (Regular)	30,253.33	112.14	
WARR	Warrants	205.75	0.00	
				-8,306,097.09
TZT0101	State Forestry Trust 19-5-927	-2,976,960.79		
RXFR	Transfer (Regular)	0.00	7,772.13	
				-2,984,732.92

Fund Transaction by Type

Start Date:7/1/15 End Date:6/30/16

Fund	Fund Description	Beginning Balance		Ending Balance
Type	Type Description	Debits	Credits	
AGA0000	General Revenue Allotment		0.00	
AXFR	Advance Transfer	2,058,431,408.09	14,206,690.05	
COFF	Checks Charged Off	3,126,838.55	4,269.38	
CTAX	Claims & Taxes	174,652.79	10,698.38	
DXFR	Transfer (Deduction)	206,281,258.95	0.00	
GDIS	Distribution (General Fund)	3,323,588,281.88	0.00	
LCRT	General Letter of Cert	446,876,846.94	10,375,718.62	
NDXF	Transfer (Non-Distribution)	435,844,189.81	150,235.02	
RADJ	Receipt Adjustment	46,007,071.55	629,381,655.10	
RCPT	Receipt	7,541.00	7,803,362,852.76	
RXFR	Transfer (Regular)	10,820,353,211.21	8,898,455,209.85	
SDIS	Distribution (Special Fund)	0.00	0.00	
SPEC	Special Reversing Entry	1,550.00	1,550.00	
TELL	Teller	15,288,718.39	32,690.00	
				0.00
ARH0000	Revenue Holding		0.00	
COFF	Checks Charged Off	89,760.49	0.00	
CTAX	Claims & Taxes	672,336.55	297,321.47	
RADJ	Receipt Adjustment	562,680,631.21	19,110,737.20	
RCPT	Receipt	0.00	544,559,277.52	
RXFR	Transfer (Regular)	83,626,155.38	83,825,116.27	
TELL	Teller	723,568.83	0.00	
				0.00
ARH0100	Revenue Holding Ins		0.00	
COFF	Checks Charged Off	10,773.96	0.00	
CTAX	Claims & Taxes	56,028.33	0.00	
RADJ	Receipt Adjustment	16,251,381.84	5,732,342.16	
RCPT	Receipt	0.00	10,581,550.86	
RXFR	Transfer (Regular)	0.00	4,291.11	
				0.00
ARH0200	Revenue Holding Premium Ta:		0.00	
COFF	Checks Charged Off	835.19	0.00	
CTAX	Claims & Taxes	11,526,003.53	147,409.53	
RADJ	Receipt Adjustment	147,269,240.01	835.19	
RCPT	Receipt	0.00	164,891,714.81	
RXFR	Transfer (Regular)	6,294,209.00	50,328.20	
				0.00
ARHDSMV	RevHold DSMV (0610)		-9,157.13	
RADJ	Receipt Adjustment	1,263.72	0.00	
RCPT	Receipt	0.00	699,280,990.44	
RXFR	Transfer (Regular)	725,942,293.03	26,751,824.40	
TELL	Teller	94,164.90	0.00	
				-4,250.32
ASA0000	Special Revenue Allotment		0.00	
4LHC	Four Lane Highway Constructio	245,129,452.07	0.00	
DXFR	Transfer (Deduction)	64,827,374.07	0.00	
HDIS	Distribution (Highway Fund)	539,184,223.62	0.00	
HSDIS	Highway Severance Distribution	29,881,576.27	0.00	
SDIS	Distribution (Special Fund)	1,265,423,415.85	0.00	

Fund Transaction by Type

Start Date:7/1/15 End Date:6/30/16

Fund	Fund Description	Beginning Balance		Ending Balance
Type	Type Description	Debits	Credits	
SPEC	Special Reversing Entry	56,363.95	2,144,502,405.83	0.00
BAA0000	Public Health	-522,752.33		
AXFR	Advance Transfer	0.00	37,893,259.16	
GDIS	Distribution (General Fund)	0.00	41,003,534.84	
RCPT	Receipt	0.00	760.37	
RXFR	Transfer (Regular)	86,577,064.54	7,156,757.84	0.00
BAA0100	Public Health	-11,088,152.59		
COFF	Checks Charged Off	5,718.50	0.00	
CTAX	Claims & Taxes	50.80	0.00	
RADJ	Receipt Adjustment	7,310.30	7,300.30	
RCPT	Receipt	0.00	31,991,119.23	
RXFR	Transfer (Regular)	44,310,451.89	17,288,944.39	
SDIS	Distribution (Special Fund)	0.00	7,613,832.49	
SPEC	Special Reversing Entry	7,748,093.99	8,511.30	
TELL	Teller	1,050.00	0.00	-15,925,184.82
BAA0200	Health NonDiscretionary Rev	-4,503,324.54		
RADJ	Receipt Adjustment	373.91	0.00	
RCPT	Receipt	0.00	27,115,407.91	
RXFR	Transfer (Regular)	39,653,330.43	13,661,865.38	
SDIS	Distribution (Special Fund)	0.00	844,013.44	
SPEC	Special Reversing Entry	857,967.24	230.00	-5,613,169.69
BAA0300	Trauma System Exp 1386/09	-5,504,300.04		
RCPT	Receipt	0.00	18,264.05	
RXFR	Transfer (Regular)	2,871,251.75	21,086,385.34	
WARR	Warrants	16,057,997.17	0.00	-7,679,700.51
BAA0310	Trauma GR Hold (0645)	-45,652.50		
RXFR	Transfer (Regular)	8,232,437.00	8,343,563.87	-156,779.37
BAA1200	Cost Allocation Recon (0645)	-4,138,916.94		
RXFR	Transfer (Regular)	7,768,223.31	4,068,241.05	-438,934.68
BAA2000	Cosmetology Revenue 4/09	-4,795,564.35		
COFF	Checks Charged Off	2,735.00	0.00	
RADJ	Receipt Adjustment	2,691.75	2,741.75	
RCPT	Receipt	0.00	1,280,451.99	
RXFR	Transfer (Regular)	1,173,478.82	400.00	
SDIS	Distribution (Special Fund)	0.00	1,200,467.51	
SPEC	Special Reversing Entry	1,222,670.74	2,684.25	-4,880,733.54
BAA2510	Board of Sanitarians	-30,100.12		
RCPT	Receipt	0.00	3,600.00	
RXFR	Transfer (Regular)	30,010.86	0.00	-3,689.26
BAA2750	Board of Health ACA 19-5-104	-5,520.08		
RCPT	Receipt	0.00	225.00	
RXFR	Transfer (Regular)	785.95	246.00	

Fund Transaction by Type

Start Date:7/1/15 End Date:6/30/16

Fund	Fund Description	Beginning Balance	Ending Balance
Type	Type Description	Debits	Credits
			-5,205.13
BAA3000	PH Home Health	-1,441,366.04	
RCPT	Receipt	0.00	41,345,535.05
RXFR	Transfer (Regular)	50,248,094.06	7,516,799.28
SDIS	Distribution (Special Fund)	0.00	13,915.61
SPEC	Special Reversing Entry	14,141.88	0.00
			-55,380.04
BAA9000	PH Salary Alloc Hold (0645)	-3,647,781.51	
RCPT	Receipt	0.00	3,100.00
RXFR	Transfer (Regular)	5,019,502.20	4,513,439.62
			-3,144,818.93
CAA0000	Univ of AR Fayetteville	0.00	
AXFR	Advance Transfer	0.00	85,357,589.74
GDIS	Distribution (General Fund)	0.00	104,845,712.26
RXFR	Transfer (Regular)	190,203,302.00	0.00
			0.00
CAA0100	Univ of AR Fayetteville	-4.18	
RCPT	Receipt	0.00	63.19
RXFR	Transfer (Regular)	50,666,392.68	177,806,161.56
SDIS	Distribution (Special Fund)	0.00	61.17
SPEC	Special Reversing Entry	63.19	0.00
WARR	Warrants	127,139,832.42	0.00
			-1.81
CAA0300	UAF Law School SR	-39,594.00	
RCPT	Receipt	0.00	495,525.46
SDIS	Distribution (Special Fund)	0.00	479,668.65
SPEC	Special Reversing Entry	495,525.46	0.00
WARR	Warrants	483,288.48	0.00
			-35,974.17
CAA1000	UA-Sy/Divisions (0135)	0.00	
RXFR	Transfer (Regular)	2,111,148.08	49,827,455.00
WARR	Warrants	47,716,306.92	0.00
			0.00
CAA1100	Criminal Justice (0135)	0.00	
RXFR	Transfer (Regular)	0.00	150,000.00
WARR	Warrants	150,000.00	0.00
			0.00
CAA1300	UA-Coop Ext (0135)	0.00	
RXFR	Transfer (Regular)	15,236.01	33,935,309.97
WARR	Warrants	33,920,073.96	0.00
			0.00
CCA0000	Univ of AR Medical Center	-1,255,703.90	
AXFR	Advance Transfer	0.00	68,495,286.33
GDIS	Distribution (General Fund)	0.00	26,709,143.67
RXFR	Transfer (Regular)	5,420,467.29	9,820,584.53
WARR	Warrants	99,991,058.56	0.00
			-869,192.58
CCA0100	UAMS College of Pharmacy	-32,168.44	
RCPT	Receipt	0.00	604.10
RXFR	Transfer (Regular)	2,831.48	3,810,381.10
SDIS	Distribution (Special Fund)	0.00	389,098.85

Fund Transaction by Type

Start Date:7/1/15 End Date:6/30/16

Fund	Fund Description	Beginning Balance		Ending Balance
Type	Type Description	Debits	Credits	
SPEC	Special Reversing Entry	404,793.10	2,831.48	
WARR	Warrants	3,793,491.71	0.00	
				-33,967.68
CCA0200	UAMS 4% Mixed Drink Tax SR	-319,488.81		
RXFR	Transfer (Regular)	145,098.31	3,680,721.03	
SDIS	Distribution (Special Fund)	0.00	3,422,482.81	
SPEC	Special Reversing Entry	3,680,721.03	145,098.31	
WARR	Warrants	3,378,905.02	0.00	
				-363,066.60
CEA0000	Univ of AR Little Rock	0.00		
AXFR	Advance Transfer	0.00	43,941,299.42	
GDIS	Distribution (General Fund)	0.00	16,813,797.58	
RXFR	Transfer (Regular)	16,506.82	5,681,238.68	
WARR	Warrants	66,419,828.86	0.00	
				0.00
CEA0100	UA Little Rock Law School SR	-39,593.99		
RCPT	Receipt	0.00	495,525.33	
SDIS	Distribution (Special Fund)	0.00	479,668.52	
SPEC	Special Reversing Entry	495,525.33	0.00	
WARR	Warrants	483,288.34	0.00	
				-35,974.17
CGA0000	Univ AR Pine Bluff	0.00		
AXFR	Advance Transfer	0.00	1,485,618.74	
GDIS	Distribution (General Fund)	0.00	23,933,266.26	
RXFR	Transfer (Regular)	19,830.86	2,333,920.36	
WARR	Warrants	27,732,974.50	0.00	
				0.00
CIA0000	Univ AR Monticello	-0.75		
AXFR	Advance Transfer	0.00	932,464.15	
GDIS	Distribution (General Fund)	0.00	15,013,577.85	
RXFR	Transfer (Regular)	4,497.61	2,463,304.16	
WARR	Warrants	18,153,614.00	0.00	
				-251,235.30
CKA0000	AR State Univ Jonesboro	0.00		
AXFR	Advance Transfer	0.00	42,483,301.89	
GDIS	Distribution (General Fund)	0.00	16,607,689.11	
RXFR	Transfer (Regular)	41,064.66	6,306,035.29	
WARR	Warrants	65,355,961.63	0.00	
				0.00
CMA0000	AR State Univ Beebe	-122,367.44		
AXFR	Advance Transfer	0.00	693,881.82	
GDIS	Distribution (General Fund)	0.00	11,141,845.18	
RXFR	Transfer (Regular)	5,655.41	2,286,341.90	
WARR	Warrants	13,996,669.34	0.00	
				-242,111.59
CMN0000	AR State Univ Newport	0.00		
AXFR	Advance Transfer	0.00	354,279.47	
GDIS	Distribution (General Fund)	0.00	5,638,013.53	
RXFR	Transfer (Regular)	1,685.37	1,416,463.77	
WARR	Warrants	7,407,071.40	0.00	
				0.00

Fund Transaction by Type

Start Date:7/1/15 End Date:6/30/16

Fund	Fund Description	Beginning Balance		Ending Balance
Type	Type Description	Debits	Credits	
CMS0000	School for Math/Sci/Arts	-920,728.38		
AXFR	Advance Transfer	0.00	64,875.39	
GDIS	Distribution (General Fund)	0.00	1,048,139.61	
RXFR	Transfer (Regular)	1,862.30	7,370,963.63	
WARR	Warrants	7,920,441.03	0.00	
				-1,482,403.68
COA0000	AR Tech University	0.00		
AXFR	Advance Transfer	0.00	1,883,840.20	
GDIS	Distribution (General Fund)	0.00	30,332,690.80	
RXFR	Transfer (Regular)	8,137.59	2,880,338.91	
WARR	Warrants	34,592,692.20	0.00	
				-496,040.12
CQA0000	Henderson State University	0.00		
AXFR	Advance Transfer	0.00	14,717,246.78	
GDIS	Distribution (General Fund)	0.00	4,158,764.22	
RXFR	Transfer (Regular)	10,844.73	2,167,425.32	
WARR	Warrants	21,032,591.59	0.00	
				0.00
CSA0000	Southern AR University	0.00		
AXFR	Advance Transfer	0.00	910,418.92	
GDIS	Distribution (General Fund)	0.00	14,674,557.08	
RCPT	Receipt	0.00	23,053.46	
RXFR	Transfer (Regular)	2,857.63	1,286,001.76	
SDIS	Distribution (Special Fund)	0.00	22,315.75	
SPEC	Special Reversing Entry	23,053.46	0.00	
WARR	Warrants	16,890,435.88	0.00	
				0.00
CSS0000	SAU Tech	-28,233.86		
AXFR	Advance Transfer	0.00	453,283.18	
GDIS	Distribution (General Fund)	0.00	7,271,852.82	
RXFR	Transfer (Regular)	9,079.48	333,330.92	
WARR	Warrants	8,077,621.30	0.00	
				0.00
CTB0000	Black River Tech College	-419,753.13		
AXFR	Advance Transfer	0.00	358,345.09	
GDIS	Distribution (General Fund)	0.00	5,755,170.91	
RXFR	Transfer (Regular)	881.20	2,250,556.27	
WARR	Warrants	8,714,618.20	0.00	
				-68,326.00
CTC0000	Cossatot Comm College UA	-225,281.96		
AXFR	Advance Transfer	0.00	199,934.85	
GDIS	Distribution (General Fund)	0.00	3,195,867.15	
RXFR	Transfer (Regular)	5,952.04	1,352,397.54	
WARR	Warrants	4,930,402.46	0.00	
				-37,127.00
CTG0000	UA Comm College Batesville	0.00		
AXFR	Advance Transfer	0.00	245,792.09	
GDIS	Distribution (General Fund)	0.00	3,885,268.91	
RXFR	Transfer (Regular)	3,330.74	866,048.01	
WARR	Warrants	4,993,778.27	0.00	
				0.00

Fund Transaction by Type

Start Date:7/1/15 End Date:6/30/16

Fund	Fund Description	Beginning Balance	Ending Balance
Type	Type Description	Debits	Credits
CTH0000	AR State University Mt Home	0.00	
AXFR	Advance Transfer	0.00	214,641.33
GDIS	Distribution (General Fund)	0.00	3,433,468.67
RXFR	Transfer (Regular)	2,500.28	823,252.05
WARR	Warrants	4,468,861.77	0.00
			0.00
CTJ0000	UA Comm College Morrilton	0.00	
AXFR	Advance Transfer	0.00	294,732.31
GDIS	Distribution (General Fund)	0.00	4,727,422.69
RXFR	Transfer (Regular)	4,480.40	1,290,126.10
WARR	Warrants	6,205,822.07	0.00
			-101,978.63
CTM0000	Mid-South Comm College	-1,389,146.91	
AXFR	Advance Transfer	0.00	313,308.01
GDIS	Distribution (General Fund)	0.00	5,044,698.99
RCPT	Receipt	0.00	49,823.68
RXFR	Transfer (Regular)	850.35	2,212,962.73
SDIS	Distribution (Special Fund)	0.00	71,313.80
SPEC	Special Reversing Entry	73,671.29	0.00
WARR	Warrants	8,691,099.53	0.00
			-315,632.95
CTO0000	Ozarka College	-2,587.00	
AXFR	Advance Transfer	0.00	186,236.53
GDIS	Distribution (General Fund)	0.00	2,940,238.47
RXFR	Transfer (Regular)	870.29	1,272,151.05
WARR	Warrants	4,367,730.76	0.00
			-32,612.00
CTP0000	Pulaski Technical College	0.00	
AXFR	Advance Transfer	0.00	895,832.14
GDIS	Distribution (General Fund)	0.00	14,241,604.86
RXFR	Transfer (Regular)	11,880.09	2,271,905.06
WARR	Warrants	17,397,461.97	0.00
			0.00
CTR0000	UA Comm College at Hope	0.00	
AXFR	Advance Transfer	0.00	811,830.01
GDIS	Distribution (General Fund)	0.00	3,680,166.99
RXFR	Transfer (Regular)	1,025.18	1,957,338.85
WARR	Warrants	6,403,390.67	0.00
			-44,920.00
CTT0000	Southeast AR College	-3,253.00	
AXFR	Advance Transfer	0.00	330,558.28
GDIS	Distribution (General Fund)	0.00	5,306,239.72
RXFR	Transfer (Regular)	6,187.23	1,973,576.99
WARR	Warrants	7,551,072.76	0.00
			-56,368.00
CTW0000	Coll of the Ouachitas	0.00	
AXFR	Advance Transfer	0.00	209,597.74
CTAX	Claims & Taxes	7,500.00	7,500.00
GDIS	Distribution (General Fund)	0.00	3,317,663.26
RXFR	Transfer (Regular)	16,180.15	1,155,436.94
WARR	Warrants	4,460,920.05	0.00

Fund Transaction by Type

Start Date:7/1/15 End Date:6/30/16

Fund	Fund Description	Beginning Balance		Ending Balance
Type	Type Description	Debits	Credits	
				-205,597.74
CUA0000	University of Central AR	0.00		
AXFR	Advance Transfer	0.00	38,163,955.39	
GDIS	Distribution (General Fund)	0.00	14,950,749.61	
RXFR	Transfer (Regular)	13,716.79	4,760,349.08	
WARR	Warrants	57,861,337.29	0.00	
				0.00
CWA0000	Northwest AR Comm College	-781,700.57		
AXFR	Advance Transfer	0.00	622,973.13	
GDIS	Distribution (General Fund)	0.00	9,996,228.87	
RXFR	Transfer (Regular)	9,823.04	1,027,227.96	
WARR	Warrants	12,418,307.49	0.00	
				0.00
CWE0000	East AR Comm College	-384,912.67		
AXFR	Advance Transfer	1,000.00	339,375.33	
GDIS	Distribution (General Fund)	0.00	5,449,682.67	
RXFR	Transfer (Regular)	672.50	777,166.44	
WARR	Warrants	6,949,464.61	0.00	
				0.00
CWG0000	National Park Comm College	-95,777.53		
AXFR	Advance Transfer	0.00	529,302.79	
GDIS	Distribution (General Fund)	0.00	8,517,186.21	
RXFR	Transfer (Regular)	6,648.41	1,829,834.10	
WARR	Warrants	10,868,588.75	0.00	
				-96,863.47
CWM0000	AR Northeastern College	-82,367.51		
AXFR	Advance Transfer	0.00	500,940.55	
GDIS	Distribution (General Fund)	0.00	8,076,111.45	
RXFR	Transfer (Regular)	989.10	1,481,297.87	
WARR	Warrants	9,851,296.68	0.00	
				-288,431.60
CWN0000	North AR College	-37,819.97		
AXFR	Advance Transfer	0.00	465,379.54	
GDIS	Distribution (General Fund)	0.00	7,501,584.46	
RXFR	Transfer (Regular)	1,035.86	1,033,689.93	
WARR	Warrants	8,919,519.26	0.00	
				-117,918.78
CWP0000	Phillips Co Comm College	-290,471.58		
AXFR	Advance Transfer	0.00	531,270.32	
GDIS	Distribution (General Fund)	0.00	8,531,817.68	
RXFR	Transfer (Regular)	31,048.27	1,286,275.66	
WARR	Warrants	10,017,445.42	0.00	
				-591,341.55
CWR0000	Rich Mountain Comm College	0.00		
AXFR	Advance Transfer	0.00	187,922.61	
GDIS	Distribution (General Fund)	0.00	3,018,946.39	
RXFR	Transfer (Regular)	1,050.68	205,143.84	
WARR	Warrants	3,410,962.16	0.00	
				0.00
CWS0000	South AR Community College	-441,136.41		
AXFR	Advance Transfer	0.00	355,728.24	

Fund Transaction by Type

Start Date:7/1/15 End Date:6/30/16

Fund	Fund Description	Beginning Balance		Ending Balance
Type	Type Description	Debits	Credits	
GDIS	Distribution (General Fund)	0.00	5,678,578.76	
RXFR	Transfer (Regular)	1,142.38	994,515.34	
WARR	Warrants	7,362,200.53	0.00	
				-106,615.84
CWW0000	University of AR Ft Smith			0.00
AXFR	Advance Transfer	0.00	1,214,420.92	
GDIS	Distribution (General Fund)	0.00	19,380,194.08	
RXFR	Transfer (Regular)	12,418.74	3,300,777.80	
WARR	Warrants	23,882,974.06	0.00	
				0.00
DAS0000	Dept Human Svc Admin			0.00
AXFR	Advance Transfer	0.00	11,008,059.73	
GDIS	Distribution (General Fund)	0.00	5,128,195.27	
RXFR	Transfer (Regular)	20,238,496.96	4,137,241.96	
				-35,000.00
DBA0000	DHS Behavioral Health Svc			-550,060.41
AXFR	Advance Transfer	0.00	55,929,971.47	
GDIS	Distribution (General Fund)	0.00	22,940,422.53	
RXFR	Transfer (Regular)	93,758,812.32	14,380,341.80	
				-41,983.89
DBA0300	DHS Mental Health Ctr			-330,036.35
RXFR	Transfer (Regular)	503,181.00	7,528,710.67	
WARR	Warrants	7,275,799.25	0.00	
				-79,766.77
DBA0800	DHS MH Per Capita			-28,368.69
RXFR	Transfer (Regular)	19,069.51	506,452.00	
WARR	Warrants	510,062.31	0.00	
				-5,688.87
DBA9600	DHS MH Patient Svcs			-728,458.50
RCPT	Receipt	0.00	1,290.47	
RXFR	Transfer (Regular)	609,286.46	21,212,395.41	
WARR	Warrants	20,475,820.67	0.00	
				-857,037.25
DCC0000	DHS Childcare/Early Ed			0.00
AXFR	Advance Transfer	100,000.00	954,797.39	
GDIS	Distribution (General Fund)	0.00	309,659.61	
RXFR	Transfer (Regular)	1,344,504.46	180,047.46	
				0.00
DCF0000	DHS Children/Family Svc			-65,894.24
AXFR	Advance Transfer	0.00	53,808,578.86	
GDIS	Distribution (General Fund)	0.00	17,284,204.14	
RXFR	Transfer (Regular)	93,758,151.22	22,599,574.37	
				-100.39
DCF1100	DHS Child/Fam Res Treatment			-124,979.80
COFF	Checks Charged Off	2,506.00	0.00	
RCPT	Receipt	0.00	37,333.30	
RXFR	Transfer (Regular)	92,221.63	1,909,945.63	
WARR	Warrants	1,881,087.10	0.00	
				-96,444.00
DCF2600	DHS Child/Family Foster Care			-1,686,280.15
RCPT	Receipt	0.00	4,084,929.19	

Fund Transaction by Type

Start Date:7/1/15 End Date:6/30/16

Fund	Fund Description	Beginning Balance		Ending Balance
Type	Type Description	Debits	Credits	
RXFR	Transfer (Regular)	1,085,444.88	36,472,617.93	
WARR	Warrants	38,943,204.93	500.00	
				-2,215,677.46
DCO0000	DHS County Operations			0.00
AXFR	Advance Transfer	0.00	32,784,726.31	
GDIS	Distribution (General Fund)	0.00	15,696,760.69	
RXFR	Transfer (Regular)	59,225,859.14	10,744,372.14	
				0.00
DCO0100	DHS County Operations			0.00
RXFR	Transfer (Regular)	0.00	995,113.00	
WARR	Warrants	995,113.00	0.00	
				0.00
DEA0000	DHS Development Disabilities			-13,000.00
AXFR	Advance Transfer	368,000.00	46,601,913.31	
GDIS	Distribution (General Fund)	0.00	19,637,055.69	
RXFR	Transfer (Regular)	79,861,539.07	14,200,761.78	
				-223,191.71
DEA0100	DHS DDS State/Federal			-153,415.72
RCPT	Receipt	0.00	10,561.55	
SDIS	Distribution (Special Fund)	0.00	10,223.58	
SPEC	Special Reversing Entry	10,561.55	0.00	
				-163,639.30
DEA0200	DHS DDS Interdivision Prog			-505.29
RXFR	Transfer (Regular)	6,505.29	54,644.00	
WARR	Warrants	46,535.61	0.00	
				-2,108.39
DEA0300	DHS DDS Grant Payments			-0.21
RXFR	Transfer (Regular)	0.21	15,742,659.61	
WARR	Warrants	15,742,659.61	0.00	
				0.00
DEA1700	DHS DDS Special Olympics			0.00
RXFR	Transfer (Regular)	0.00	178,768.00	
WARR	Warrants	178,768.00	0.00	
				0.00
DEM0000	DHS Medical Services			0.00
AXFR	Advance Transfer	0.00	6,061,425.54	
GDIS	Distribution (General Fund)	0.00	1,136,074.46	
RXFR	Transfer (Regular)	8,051,256.70	853,756.70	
				0.00
DGF0000	DHS Grants			-795,473.93
AXFR	Advance Transfer	6,006,000.00	742,290,319.21	
GDIS	Distribution (General Fund)	0.00	241,911,164.79	
RXFR	Transfer (Regular)	1,193,510,881.55	214,566,544.59	
				-46,620.97
DGF1500	DHS Grants Childrens Hosp			-3,242,950.24
RXFR	Transfer (Regular)	7,342,023.00	6,727,141.00	
				-2,628,068.24
DGF1841	DHS Grants Beer Tax			-36,111.51
RXFR	Transfer (Regular)	3.06	2,152.64	
SDIS	Distribution (Special Fund)	0.00	2,080.80	
SPEC	Special Reversing Entry	2,152.64	3.06	

Fund Transaction by Type

Start Date:7/1/15 End Date:6/30/16

Fund	Fund Description	Beginning Balance		Ending Balance
Type	Type Description	Debits	Credits	
				-38,192.31
DGF5100	DHS Childrens Medical Svc			
		-1,098.65		
RXFR	Transfer (Regular)	0.00	1,729,279.00	
WARR	Warrants	1,489,539.88	0.00	
				-240,837.77
DHP0000	DHS Aging/Adult Svcs			
		-70,267.58		
AXFR	Advance Transfer	35,000.00	11,169,126.69	
GDIS	Distribution (General Fund)	0.00	5,413,539.31	
RXFR	Transfer (Regular)	19,414,547.26	3,120,443.69	
				-323,830.01
DHP1500	DHS Aging/Adult Svcs Transp			
		-191,384.83		
RXFR	Transfer (Regular)	19,573.58	2,333,472.20	
SDIS	Distribution (Special Fund)	0.00	2,239,853.88	
SPEC	Special Reversing Entry	2,333,472.20	19,573.58	
WARR	Warrants	2,170,955.00	0.00	
				-260,283.71
DHP7100	DHS Aging/Adult Svc Sr Olym 			
		0.00		
RXFR	Transfer (Regular)	0.00	70,000.00	
WARR	Warrants	70,000.00	0.00	
				0.00
DHR3500	Mental Hlth-Renov			
		-3,804,441.88		
RCPT	Receipt	0.00	25,112.87	
RXFR	Transfer (Regular)	135,411.57	0.00	
WARR	Warrants	882,226.25	0.00	
				-2,811,916.93
DHR5500	Dept Of Human Svcs-Dds Renv			
		-6,172,784.33		
RCPT	Receipt	0.00	3,340,933.66	
RXFR	Transfer (Regular)	4,750.00	63.51	
WARR	Warrants	3,269,439.29	0.00	
				-6,239,592.21
DHR8000	Dept Of Human Svcs-Yth Sev F			
		-1,225,326.42		
RCPT	Receipt	0.00	380,359.02	
RXFR	Transfer (Regular)	102,123.94	200,746.94	
WARR	Warrants	344,807.10	0.00	
				-1,359,501.34
DSB0000	DHS State Services/Blind			
		0.00		
AXFR	Advance Transfer	0.00	829,865.62	
GDIS	Distribution (General Fund)	0.00	1,053,558.38	
RXFR	Transfer (Regular)	2,006,157.81	122,733.81	
				0.00
DYS0000	DHS Youth Services			
		0.00		
AXFR	Advance Transfer	452,000.00	34,469,898.68	
GDIS	Distribution (General Fund)	0.00	13,790,557.32	
RXFR	Transfer (Regular)	52,706,995.82	4,915,525.09	
				-16,985.27
DYS0200	DHS Youth Services Grants			
		-1,107,423.87		
RCPT	Receipt	0.00	1,288.00	
RXFR	Transfer (Regular)	3,008.00	40,307,463.00	
WARR	Warrants	40,749,272.41	0.00	
				-663,894.46
DYS0300	DHS Youth Services Sanctions			
		0.00		

Fund Transaction by Type

Start Date:7/1/15 End Date:6/30/16

Fund	Fund Description	Beginning Balance		Ending Balance
Type	Type Description	Debits	Credits	
RXFR	Transfer (Regular)	0.00	2,480,444.00	
WARR	Warrants	2,436,868.20	0.00	
				-43,575.80
EFP0000	Educ Facilities Partnership	-175,130,351.28		
AXFR	Advance Transfer	0.00	8,698,812.12	
GDIS	Distribution (General Fund)	0.00	33,130,138.88	
RXFR	Transfer (Regular)	0.00	54,447,258.00	
WARR	Warrants	90,671,609.20	0.00	
				-180,734,951.08
EFT0000	Pub School Acad Fac/Trans	-242,903.13		
AXFR	Advance Transfer	0.00	597,391.12	
GDIS	Distribution (General Fund)	0.00	1,911,864.88	
RCPT	Receipt	0.00	345.77	
RXFR	Transfer (Regular)	1,851,107.93	211.96	
WARR	Warrants	573,627.42	0.00	
				-327,981.51
EGA0000	Department of Education	-1,086,359.71		
AXFR	Advance Transfer	0.00	788,336.66	
GDIS	Distribution (General Fund)	0.00	15,374,097.34	
RXFR	Transfer (Regular)	23,532,679.83	6,283,886.12	
				0.00
EGA0100	ADE Emp Ins Avd Comm	0.00		
RXFR	Transfer (Regular)	989,781.48	989,781.48	
				0.00
EGA1001	ADE Gen Rev Operation	-8,211,290.00		
RCPT	Receipt	0.00	58,966.62	
RXFR	Transfer (Regular)	16,356,568.58	24,589,449.07	
SDIS	Distribution (Special Fund)	0.00	82.66	
SPEC	Special Reversing Entry	84.00	0.00	
WARR	Warrants	5,532,984.87	0.00	
				-10,970,150.90
EGB0000	Department of Workforce Edu	0.00		
AXFR	Advance Transfer	0.00	233,661.25	
GDIS	Distribution (General Fund)	0.00	4,556,848.75	
RXFR	Transfer (Regular)	5,208,783.23	418,273.23	
				0.00
EGB0100	Department of Workforce Edu	-1,123,097.02		
RCPT	Receipt	0.00	5,976.00	
RXFR	Transfer (Regular)	4,759,715.63	7,541,704.57	
WARR	Warrants	2,650,993.42	0.00	
				-1,260,068.54
EGR0000	Rehabilitation Services	0.00		
AXFR	Advance Transfer	0.00	640,263.72	
GDIS	Distribution (General Fund)	0.00	12,486,387.28	
RXFR	Transfer (Regular)	13,173,683.80	47,032.80	
				0.00
EMA0000	Educational Television	0.00		
AXFR	Advance Transfer	0.00	3,299,182.20	
GDIS	Distribution (General Fund)	0.00	1,994,054.80	
RXFR	Transfer (Regular)	6,486,871.18	1,193,634.18	
				0.00

Fund Transaction by Type

Start Date:7/1/15 End Date:6/30/16

Fund	Fund Description	Beginning Balance	Ending Balance
Type	Type Description	Debits	Credits
EMA0100	Educational Television	-18,346.41	
RCPT	Receipt	0.00	1,498.21
RXFR	Transfer (Regular)	4,632,043.61	5,550,790.04
WARR	Warrants	870,760.11	0.00
			-67,830.94
EMA0200	Spec Rev Land Comm Dep (05)	-13,268.35	
RCPT	Receipt	0.00	1,795.90
SDIS	Distribution (Special Fund)	0.00	1,738.44
SPEC	Special Reversing Entry	1,795.90	0.00
			-15,006.79
EPA0000	State Library	0.00	
AXFR	Advance Transfer	80,000.00	2,351,172.30
GDIS	Distribution (General Fund)	0.00	1,320,200.70
RXFR	Transfer (Regular)	4,242,238.45	650,865.45
			0.00
EPA0100	State Library	-102,921.45	
RCPT	Receipt	0.00	368.19
RXFR	Transfer (Regular)	2,034,815.35	3,593,310.92
WARR	Warrants	1,589,426.33	0.00
			-72,358.88
ESA0000	School for the Blind	0.00	
AXFR	Advance Transfer	0.00	3,787,257.35
GDIS	Distribution (General Fund)	0.00	3,229,683.65
RXFR	Transfer (Regular)	7,860,739.68	843,798.68
			0.00
ESA0100	School for the Blind	-198,351.87	
RCPT	Receipt	0.00	15,126.31
RXFR	Transfer (Regular)	4,790,484.60	7,192,601.48
WARR	Warrants	2,325,989.89	0.00
			-289,605.17
ETC0000	Crowleys Ridge Tech Inst	0.00	
AXFR	Advance Transfer	0.00	1,001,982.93
GDIS	Distribution (General Fund)	0.00	1,642,418.07
RXFR	Transfer (Regular)	2,999,620.67	355,219.67
			0.00
ETC0100	Crowleys Ridge Tech Inst	-37,632.44	
RXFR	Transfer (Regular)	2,091,341.35	2,654,409.06
WARR	Warrants	243,705.61	0.00
			-356,994.54
ETC1500	Crowleys Ridge TI Wrkfr	-131,730.11	
RXFR	Transfer (Regular)	91,363.79	784,252.76
WARR	Warrants	712,914.22	0.00
			-111,704.86
ETC2000	Crowleys Ridge TI GED	-50,383.25	
RXFR	Transfer (Regular)	347,906.34	386,035.37
WARR	Warrants	69,863.04	0.00
			-18,649.24
ETC2700	Crowleys Ridge TI ABE	-1,010.91	
RXFR	Transfer (Regular)	55,995.43	61,724.45
WARR	Warrants	4,641.96	0.00
			-2,097.97

Fund Transaction by Type

Start Date:7/1/15 End Date:6/30/16

Fund	Fund Description	Beginning Balance		Ending Balance
Type	Type Description	Debits	Credits	
ETN0000	Northwest Tech Inst	-2,226.00		
AXFR	Advance Transfer	0.00	1,947,028.99	
GDIS	Distribution (General Fund)	0.00	1,128,857.01	
RXFR	Transfer (Regular)	3,713,350.12	635,238.12	
				0.00
ETN0100	Northwest Tech Inst	-19,635.69		
RXFR	Transfer (Regular)	2,692,474.65	3,119,960.91	
WARR	Warrants	435,902.08	0.00	
				-11,219.87
ETN1500	Northwest TI Workforce	-308,650.92		
RXFR	Transfer (Regular)	346,229.93	883,488.72	
WARR	Warrants	560,257.91	0.00	
				-285,651.80
ETN2000	Northwest Tech Inst GED	-18,410.39		
RCPT	Receipt	0.00	337.04	
RXFR	Transfer (Regular)	518,821.47	726,794.75	
WARR	Warrants	121,408.51	0.00	
				-105,312.20
ETN2700	Northwest Tech Inst ABE	-1,779.07		
RXFR	Transfer (Regular)	22,542.33	29,099.72	
WARR	Warrants	470.88	0.00	
				-7,865.58
ETR0000	Riverside Vo Tech-State	-1,368.00		
AXFR	Advance Transfer	0.00	1,313,242.97	
GDIS	Distribution (General Fund)	0.00	987,956.03	
RXFR	Transfer (Regular)	2,466,586.04	164,019.04	
				0.00
ETR0100	Riverside Vo Tech-Gen Rev	-168,881.57		
RCPT	Receipt	0.00	975.68	
RXFR	Transfer (Regular)	1,947,252.48	2,306,439.88	
WARR	Warrants	378,791.16	0.00	
				-150,253.49
EVA0000	School for the Deaf	-4,841.00		
AXFR	Advance Transfer	0.00	6,060,690.31	
GDIS	Distribution (General Fund)	0.00	4,081,422.69	
RXFR	Transfer (Regular)	10,573,270.51	426,316.51	
				0.00
EVA0100	School for the Deaf	-623,546.65		
RCPT	Receipt	0.00	36,115.01	
RXFR	Transfer (Regular)	7,172,839.36	10,149,033.39	
WARR	Warrants	3,109,182.24	0.00	
				-526,673.45
FAA0100	Aeronautics FederalGrants	-1,315.50		
RCPT	Receipt	0.00	101,142.50	
WARR	Warrants	102,458.00	0.00	
				0.00
FAC1902	FY2013 NCHIP Grant (0990)	-108.62		
RCPT	Receipt	0.00	4,336.35	
RXFR	Transfer (Regular)	3,095.93	0.00	
WARR	Warrants	1,349.04	0.00	
				0.00

Fund Transaction by Type

Start Date:7/1/15 End Date:6/30/16

Fund	Fund Description	Beginning Balance	Ending Balance	
Type	Type Description	Debits	Credits	
FAC2100	FY2013 SORNA Prj MU-BX (09	0.00		
RXFR	Transfer (Regular)	65,556.55	115,316.51	
WARR	Warrants	49,759.91	0.00	
				-0.05
FAC3100	AR VINE Enhance (0990(-2,539.06		
RCPT	Receipt	0.00	16,503.89	
WARR	Warrants	19,042.95	0.00	
				0.00
FAC3101	Victims of Crime Act (VOCA)	0.00		
RXFR	Transfer (Regular)	0.00	82,655.00	
WARR	Warrants	82,655.00	0.00	
				0.00
FAD0000	Agri Dept USDA Livestock Ass	-18,222.63		
WARR	Warrants	11,000.00	0.00	
				-7,222.63
FAK2000	ADED CDBG 00 Grant	-96,275.02		
COFF	Checks Charged Off	7,884.37	0.00	
RCPT	Receipt	0.00	16,747,993.02	
RXFR	Transfer (Regular)	337,749.51	0.00	
WARR	Warrants	15,062,164.12	0.00	
				-1,436,470.04
FAK2200	AEDC Storm Recovery Fed (07	-2,789.99		
RCPT	Receipt	0.00	2,992,060.95	
RXFR	Transfer (Regular)	37,128.16	0.00	
WARR	Warrants	2,896,611.80	0.00	
				-61,110.98
FAK2300	AEDC Flood Recovery Fed (07	-6,349.10		
RCPT	Receipt	0.00	68,579.46	
RXFR	Transfer (Regular)	0.00	65.78	
WARR	Warrants	74,934.34	0.00	
				-60.00
FAL0300	AGC Federal Operations	-132,623.71		
RCPT	Receipt	0.00	45,570.93	
RXFR	Transfer (Regular)	50,499.53	0.00	
WARR	Warrants	16,939.22	0.00	
				-110,755.89
FAL0500	AGC Coal Resources Data Sys	-3,415.14		
RCPT	Receipt	0.00	6,694.74	
RXFR	Transfer (Regular)	2.70	1.35	
WARR	Warrants	9,947.32	0.00	
				-161.21
FAL0700	AGS Data Preserv. and Mappir	-1,370.87		
RCPT	Receipt	0.00	14,315.00	
RXFR	Transfer (Regular)	12,195.08	4,346.45	
WARR	Warrants	4,737.24	0.00	
				-3,100.00
FAY0100	AG Medicaid Ind Costs	0.00		
RCPT	Receipt	0.00	256,309.50	
RXFR	Transfer (Regular)	68,992.05	2.05	
WARR	Warrants	187,319.50	0.00	
				0.00

Fund Transaction by Type

Start Date:7/1/15 End Date:6/30/16

Fund	Fund Description	Beginning Balance		Ending Balance
Type	Type Description	Debits	Credits	
FAY0200	AG-Crime Vic Reparation Prg-	-71,907.27		
RCPT	Receipt	0.00	1,031,604.15	
RXFR	Transfer (Regular)	0.18	0.00	
WARR	Warrants	1,016,433.19	0.00	
				-87,078.05
FAY0900	AG Medicaid Operating	-286.68		
RCPT	Receipt	0.00	1,540,056.05	
RXFR	Transfer (Regular)	1,394,518.63	52,271.03	
WARR	Warrants	197,169.53	0.00	
				-925.60
FAY1000	InternetCrimesAgainstChildre	-2,810.11		
RCPT	Receipt	0.00	26,120.72	
RXFR	Transfer (Regular)	2,702.11	0.00	
				-26,228.72
FAY1100	CO-OP DISAB INVEST UNIT (0	0.00		
RCPT	Receipt	0.00	12.50	
RXFR	Transfer (Regular)	163,246.09	203,561.15	
WARR	Warrants	23,641.12	0.00	
				-16,686.44
FCG0100	DWS Workforce Investment Ac	0.00		
RCPT	Receipt	0.00	20,734,317.73	
RXFR	Transfer (Regular)	0.00	77,100.00	
WARR	Warrants	20,762,654.79	0.00	
				-48,762.94
FCG0200	WIA Authorized Grant Pymt 08	0.00		
RCPT	Receipt	0.00	18,138.64	
RXFR	Transfer (Regular)	915.63	216.13	
WARR	Warrants	17,439.14	0.00	
				0.00
FCL2015	DNA/Arrestee Coll Proc (0955)	0.00		
RCPT	Receipt	0.00	212,548.91	
WARR	Warrants	212,548.91	0.00	
				0.00
FCL2100	DNA Capacity Enhancement 0	-2,407.76		
RCPT	Receipt	0.00	226,835.39	
RXFR	Transfer (Regular)	117,698.86	6,098.87	
WARR	Warrants	117,643.16	0.00	
				0.00
FCL2200	DNA Casework	0.00		
RCPT	Receipt	0.00	244,476.21	
RXFR	Transfer (Regular)	145,496.06	0.00	
WARR	Warrants	57,078.37	0.00	
				-41,901.78
FCL2300	ASCL Training Coverdell (095	0.00		
RXFR	Transfer (Regular)	33,361.59	33,361.59	
				0.00
FCL2400	ASCL 2007 Coverdell (0955)	0.00		
RXFR	Transfer (Regular)	0.00	70,724.00	
WARR	Warrants	70,724.00	0.00	
				0.00
FCN0100	Child Abuse & Neglect Bd-Grn	-13,261.14		

Fund Transaction by Type

Start Date:7/1/15 End Date:6/30/16

Fund	Fund Description	Beginning Balance		Ending Balance
Type	Type Description	Debits	Credits	
RCPT	Receipt	0.00	89,584.38	
RXFR	Transfer (Regular)	71,955.54	1,677.41	
WARR	Warrants	26,369.02	0.00	
				-6,198.37
FCP0300	DHE-No Child Left Behind Fed	-900.00		
RCPT	Receipt	0.00	538,618.72	
WARR	Warrants	539,271.04	0.00	
				-247.68
FCP0500	ADHE Tech Ed Program	-6,915.02		
RXFR	Transfer (Regular)	179,446.89	377,600.00	
WARR	Warrants	179,261.01	0.00	
				-25,807.12
FCP1100	ADHE-Tanf (0700)	-20,318.54		
RCPT	Receipt	0.00	234.50	
RXFR	Transfer (Regular)	285,127.46	7,122,365.41	
WARR	Warrants	6,855,918.38	0.00	
				-1,872.61
FCP1200	ADHE College Acc Chal Grant	0.00		
RCPT	Receipt	0.00	1,342,764.63	
WARR	Warrants	1,218,432.21	0.00	
				-124,332.42
FCT0000	FDA Tobacco Insp Prog (0261)	-96,812.31		
RCPT	Receipt	0.00	548,971.38	
RXFR	Transfer (Regular)	397,948.93	1,584.44	
WARR	Warrants	170,727.24	0.00	
				-78,691.96
FEA0100	Adult Basic Ed-Grant 02	-41,628.66		
RCPT	Receipt	0.00	2,663,384.90	
RXFR	Transfer (Regular)	30,000.00	345,111.63	
WARR	Warrants	2,626,101.80	0.00	
				-394,023.39
FEA0300	Adult Basic Ed-Grant 01	-49,999.11		
RCPT	Receipt	0.00	3,005,999.45	
RXFR	Transfer (Regular)	796,509.60	43,243.23	
WARR	Warrants	2,302,732.19	0.00	
				0.00
FEB0200	AR Deaf School-6B Passthrou	-88,999.87		
RXFR	Transfer (Regular)	62,773.35	146,790.01	
WARR	Warrants	58,455.01	0.00	
				-114,561.52
FEB0500	Deaf Sch-Medicaid Provider Pi	-29,928.56		
RCPT	Receipt	0.00	43,046.21	
RXFR	Transfer (Regular)	8,621.31	73,680.14	
WARR	Warrants	113,179.37	0.00	
				-24,854.23
FEC0400	Blind School-Chapter II	-43,390.67		
RCPT	Receipt	0.00	180,148.35	
RXFR	Transfer (Regular)	17,713.27	41,391.98	
WARR	Warrants	108,454.05	0.00	
				-138,763.68
FEC0600	Blind School-6B Passthrough	-12,845.80		

Fund Transaction by Type

Start Date:7/1/15 End Date:6/30/16

Fund	Fund Description	Beginning Balance		Ending Balance
Type	Type Description	Debits	Credits	
RXFR	Transfer (Regular)	42,243.63	82,754.67	
WARR	Warrants	48,530.34	0.00	
				-4,826.50
FEE0359	ADE NAEP 03	-249,600.67		
RCPT	Receipt	0.00	125,475.00	
RXFR	Transfer (Regular)	98,371.83	0.00	
WARR	Warrants	18,232.79	0.00	
				-258,471.05
FEE1063	SpEd SIG-2010 (0500)	-732.00		
RCPT	Receipt	0.00	457,459.36	
WARR	Warrants	458,191.36	0.00	
				0.00
FEE1113	Charter Schools 2011	0.00		
RCPT	Receipt	0.00	4,389,468.39	
WARR	Warrants	4,389,468.39	0.00	
				0.00
FEE1117	School Improve 2011	-0.12		
RCPT	Receipt	0.00	284,185.00	
RXFR	Transfer (Regular)	9,634.65	1,408.04	
WARR	Warrants	275,958.51	0.00	
				0.00
FEE1217	School Impr 1003G 2012§19-5-	0.00		
RCPT	Receipt	0.00	146,136.94	
RXFR	Transfer (Regular)	1,471.00	5,777.00	
WARR	Warrants	150,442.94	0.00	
				0.00
FEE1317	School Imp 1003(g)201319-5-1	-0.04		
RCPT	Receipt	0.00	522,545.82	
RXFR	Transfer (Regular)	71,385.13	11,030.85	
WARR	Warrants	462,191.58	0.00	
				0.00
FEE1417	School Improvement 1003(g) 2	-0.06		
RCPT	Receipt	0.00	2,458,119.62	
RXFR	Transfer (Regular)	78,301.20	2,393.50	
WARR	Warrants	2,379,135.94	0.00	
				-3,076.04
FEE1427	Migrant Education Coord 2014	0.00		
RCPT	Receipt	0.00	500.00	
WARR	Warrants	500.00	0.00	
				0.00
FEE1431	Special Education VI-B 2014	0.00		
RCPT	Receipt	0.00	267,030.67	
RXFR	Transfer (Regular)	27,218.61	0.00	
WARR	Warrants	239,812.06	0.00	
				0.00
FEE1435	Title I 2014	-14,470.00		
RCPT	Receipt	0.00	961,763.25	
RXFR	Transfer (Regular)	77,274.06	9,968.57	
WARR	Warrants	908,927.76	0.00	
				0.00
FEE1452	Impr Teacher Quality IIA 2014	0.00		

Fund Transaction by Type

Start Date:7/1/15 End Date:6/30/16

Fund	Fund Description	Beginning Balance		Ending Balance
Type	Type Description	Debits	Credits	
RCPT	Receipt	0.00	738,382.84	
RXFR	Transfer (Regular)	152,598.48	41,011.93	
WARR	Warrants	626,796.29	0.00	
				0.00
FEE1454	21st Century Learning 2014			0.00
RCPT	Receipt	0.00	98,394.32	
RXFR	Transfer (Regular)	597.12	18.00	
WARR	Warrants	97,815.20	0.00	
				0.00
FEE1456	Rural and Low Income 2014			0.00
RCPT	Receipt	0.00	130,743.28	
WARR	Warrants	130,743.28	0.00	
				0.00
FEE1458	English Language Learners 20			0.00
RCPT	Receipt	0.00	101,969.83	
WARR	Warrants	101,969.83	0.00	
				0.00
FEE1463	Promise 2014 (0500)			0.00
RCPT	Receipt	0.00	6,055,819.17	
WARR	Warrants	6,055,819.17	0.00	
				0.00
FEE1464	Deaf Program 2014			0.00
RCPT	Receipt	0.00	138,077.63	
RXFR	Transfer (Regular)	124,771.05	2,472.36	
WARR	Warrants	9,786.92	0.00	
				-5,992.02
FEE1515	HIV 2015 CFDA 93.079			-3,934.58
RCPT	Receipt	0.00	238,863.41	
RXFR	Transfer (Regular)	16,874.00	305.98	
WARR	Warrants	226,229.97	0.00	
				0.00
FEE1517	Sch Imp 1003(g)-2015 CFDA84			0.00
RCPT	Receipt	0.00	1,695,246.06	
RXFR	Transfer (Regular)	170,542.47	5,120.94	
WARR	Warrants	1,524,909.34	0.00	
				-4,915.19
FEE1523	Homeless Educ 2015 CFDA 84			-0.01
RCPT	Receipt	0.00	78,816.03	
RXFR	Transfer (Regular)	10,849.32	0.00	
WARR	Warrants	67,966.72	0.00	
				0.00
FEE1526	Migrant Educ CFDA 84.011 20			0.00
RCPT	Receipt	0.00	3,647,850.39	
WARR	Warrants	3,647,850.39	0.00	
				0.00
FEE1527	Migrant Ed Coord 2015CFDA8			0.00
RCPT	Receipt	0.00	60,000.00	
WARR	Warrants	60,000.00	0.00	
				0.00
FEE1531	Sp Ed VI-B 2015 CFDA 84.027			-39,144.85
RCPT	Receipt	0.00	33,287,867.56	

Fund Transaction by Type

Start Date:7/1/15 End Date:6/30/16

Fund	Fund Description	Beginning Balance		Ending Balance
Type	Type Description	Debits	Credits	
RXFR	Transfer (Regular)	784,998.75	29,993.23	
WARR	Warrants	32,571,965.98	0.00	
				-40.91
FEE1535	Title 1-2015 CFDA 84.010	0.00		
RCPT	Receipt	0.00	40,072,830.87	
RXFR	Transfer (Regular)	44,822.94	65,636.16	
WARR	Warrants	40,093,584.19	0.00	
				-59.90
FEE1539	Negl & Delinq CFDA 84.013 20	0.00		
RCPT	Receipt	0.00	71,083.42	
RXFR	Transfer (Regular)	63,901.63	15,163.02	
WARR	Warrants	22,344.81	0.00	
				0.00
FEE1552	Imp Teach Qual CFDA84.367 2	0.00		
RCPT	Receipt	0.00	8,123,055.54	
RXFR	Transfer (Regular)	1,057,062.87	41,842.47	
WARR	Warrants	7,107,832.71	0.00	
				-2.43
FEE1554	21CCLC-2015 CFDA 84.287	-26,882.72		
RCPT	Receipt	0.00	1,369,642.36	
RXFR	Transfer (Regular)	8,374.89	582.44	
WARR	Warrants	1,386,556.07	0.00	
				-2,176.56
FEE1556	Rural & Low Inc 2015 CFDA84.	0.00		
RCPT	Receipt	0.00	989,653.18	
RXFR	Transfer (Regular)	723.26	723.26	
WARR	Warrants	989,653.18	0.00	
				0.00
FEE1558	Engl Lang Learn 2015 CFDA84	0.00		
RCPT	Receipt	0.00	801,677.86	
RXFR	Transfer (Regular)	3,356.04	0.00	
WARR	Warrants	791,076.69	0.00	
				-7,245.13
FEE1561	Math & Sci Part CFDA84.366 2	0.00		
RCPT	Receipt	0.00	1,529,451.63	
RXFR	Transfer (Regular)	0.00	4,923.40	
WARR	Warrants	1,472,555.04	0.00	
				-61,819.99
FEE1615	HIV 2016 (0500)	0.00		
RCPT	Receipt	0.00	168,347.39	
RXFR	Transfer (Regular)	97,131.74	2,614.36	
WARR	Warrants	68,590.08	0.00	
				-5,239.93
FEE1623	Homeless 2016 (0500)	0.00		
RCPT	Receipt	0.00	598,017.12	
RXFR	Transfer (Regular)	73,159.90	97.83	
WARR	Warrants	521,831.43	0.00	
				-3,123.62
FEE1626	Migrant 2016 (0500)	0.00		
RCPT	Receipt	0.00	1,723,483.05	
WARR	Warrants	1,723,483.05	0.00	

Fund Transaction by Type

Start Date:7/1/15 End Date:6/30/16

Fund	Fund Description	Beginning Balance		Ending Balance
Type	Type Description	Debits	Credits	
				0.00
FEE1631	SpecEd 2016 (0500)			0.00
RCPT	Receipt	0.00	79,142,304.85	
RXFR	Transfer (Regular)	1,948,254.69	98,296.16	
WARR	Warrants	77,289,791.72	0.00	
				-2,554.60
FEE1632	SpEdPre 2016 (0500)			0.00
RCPT	Receipt	0.00	3,040,645.65	
WARR	Warrants	3,040,645.65	0.00	
				0.00
FEE1635	Title I 2016 (0500)			0.00
RCPT	Receipt	0.00	111,240,434.62	
WARR	Warrants	111,240,434.62	0.00	
				0.00
FEE1639	N&D 2016 (0500)			0.00
RCPT	Receipt	0.00	373,700.52	
RXFR	Transfer (Regular)	229,676.49	0.00	
WARR	Warrants	144,024.03	0.00	
				0.00
FEE1648	ELL Immigrant-2016 (0500)			0.00
RCPT	Receipt	0.00	14,375.01	
WARR	Warrants	14,375.01	0.00	
				0.00
FEE1652	ImpTchrQ 2016 (0500)			0.00
RCPT	Receipt	0.00	12,027,734.40	
RXFR	Transfer (Regular)	16,723.06	1,008,782.05	
WARR	Warrants	13,019,793.22	0.00	
				-0.17
FEE1654	21CCLC 2016 (0500)			0.00
RCPT	Receipt	0.00	6,748,022.04	
WARR	Warrants	6,748,022.04	0.00	
				0.00
FEE1656	Rural Ed 2016 (0500)			0.00
RCPT	Receipt	0.00	2,047,329.16	
WARR	Warrants	2,047,329.16	0.00	
				0.00
FEE1658	English 2016 (0500)			0.00
RCPT	Receipt	0.00	1,980,635.39	
WARR	Warrants	1,980,635.39	0.00	
				0.00
FEE1661	MathScience 2016 (0500)			0.00
RCPT	Receipt	0.00	291,436.91	
RXFR	Transfer (Regular)	9,846.80	4,923.40	
WARR	Warrants	210,674.45	0.00	
				-75,839.06
FEE1663	SPDG 2016 (0500)			0.00
RCPT	Receipt	0.00	704,783.20	
WARR	Warrants	704,783.20	0.00	
				0.00
FEE2009	Elem & Secnd Ed-Refunds to F			-240.38

Fund Transaction by Type

Start Date:7/1/15 End Date:6/30/16

Fund	Fund Description	Beginning Balance		Ending Balance
Type	Type Description	Debits	Credits	
RCPT	Receipt	0.00	21,256.33	
RXFR	Transfer (Regular)	74.94	78,831.22	
WARR	Warrants	100,252.99	0.00	
				0.00
FEE2027	ADE NCES	-13,397.59		
RXFR	Transfer (Regular)	846.96	0.00	
WARR	Warrants	6,720.67	0.00	
				-5,829.96
FEE203Z	ADE- Federal Operations	-18,196.01		
RXFR	Transfer (Regular)	610,101.69	610,099.26	
				-18,193.58
FEE9999	Federal Com Adm 04	-5,976.25		
RCPT	Receipt	0.00	1,949,662.17	
RXFR	Transfer (Regular)	1,214,688.67	22,908.16	
WARR	Warrants	763,757.39	0.00	
				-100.52
FEL0100	AR St Library-LSTA	0.00		
RCPT	Receipt	0.00	1,160,218.02	
RXFR	Transfer (Regular)	235,611.57	0.00	
WARR	Warrants	834,611.51	0.00	
				-89,994.94
FEL0200	St Library LSTA 2002 Award	-213,371.71		
RCPT	Receipt	0.00	243,206.57	
RXFR	Transfer (Regular)	90,619.08	270.00	
WARR	Warrants	366,229.20	0.00	
				0.00
FEM0100	VT Fed Eqpt & Trng-Oprs	-20,199.50		
RXFR	Transfer (Regular)	0.00	539.98	
WARR	Warrants	1,375.67	0.00	
				-19,363.81
FER0200	ACTI Wtr Sys Maint Act 206 13	-1,172.14		
RCPT	Receipt	0.00	893,275.00	
RXFR	Transfer (Regular)	0.00	242,772.51	
WARR	Warrants	1,137,198.89	0.00	
				-20.76
FER0300	ACTI Armory Maint Act 206 13	-2,132.65		
RCPT	Receipt	0.00	553,230.00	
RXFR	Transfer (Regular)	242,772.51	0.00	
WARR	Warrants	312,590.14	0.00	
				0.00
FER0500	AR Promise Grant (0520)	-2,715.63		
RCPT	Receipt	0.00	407,684.32	
RXFR	Transfer (Regular)	333,966.56	4,224.19	
WARR	Warrants	77,848.96	0.00	
				-2,808.62
FES0600	Active Shooter TrngEquip (095	-819.02		
RXFR	Transfer (Regular)	7,549.95	6,730.93	
				0.00
FEV0100	Fed Vocational Ed-Oprs	-52,656.09		
RCPT	Receipt	0.00	10,543,124.53	
RXFR	Transfer (Regular)	956,192.58	23.29	

Fund Transaction by Type

Start Date:7/1/15 End Date:6/30/16

Fund	Fund Description	Beginning Balance	Ending Balance
Type	Type Description	Debits	Credits
WARR	Warrants	9,530,511.22	0.00
			-109,100.11
FEV0700	WorkCollegeAccessChallenge	-21,993.30	
RCPT	Receipt	0.00	1,130,435.91
WARR	Warrants	1,152,429.21	0.00
			0.00
FEV0900	TANF from DWS for JAG ACT2	-75,726.50	
RXFR	Transfer (Regular)	0.00	72,545.56
WARR	Warrants	133,826.37	0.00
			-14,445.69
FEW0100	Fed Vet Apprv Ag-Vet Approv	-479,398.58	
RCPT	Receipt	0.00	287,804.19
RXFR	Transfer (Regular)	252,968.74	4.80
WARR	Warrants	40,392.89	0.00
			-473,845.94
FFA3561	AR Agri Dept L/P National Anni	-50,611.55	
RCPT	Receipt	0.00	201,197.65
RXFR	Transfer (Regular)	169,571.50	0.00
WARR	Warrants	19,175.93	0.00
			-63,061.77
FFA3564	AR Agri L/P NPIP/LPAI	-165,361.95	
RCPT	Receipt	0.00	270,316.00
RXFR	Transfer (Regular)	206,909.51	0.00
WARR	Warrants	145,102.25	0.00
			-83,666.19
FFA9901	DFA US Dept Agri Econ Assts	-230,038.60	
RCPT	Receipt	0.00	245,350.74
RXFR	Transfer (Regular)	4,612.44	0.00
WARR	Warrants	359,284.61	0.00
			-111,492.29
FFC0001		-11,853.75	
WARR	Warrants	11,853.75	0.00
			0.00
FHA1001	Federal Indirect Cost	-1,162,170.80	
RCPT	Receipt	0.00	500.00
RXFR	Transfer (Regular)	512,535.21	865,440.21
WARR	Warrants	362,086.76	0.00
			-1,153,489.04
FHB1324	CN Section 201-2013 (0500)	-149.29	
RCPT	Receipt	0.00	43,921.00
RXFR	Transfer (Regular)	4,723.74	4,741.65
WARR	Warrants	44,088.20	0.00
			0.00
FHB1326	Child Nutrition Dir (0500)	0.00	
RCPT	Receipt	0.00	64,892.91
RXFR	Transfer (Regular)	213.60	0.00
WARR	Warrants	64,679.31	0.00
			0.00
FHB1327	CN DirCert Perf 2014 (0500)	-277,907.71	
RXFR	Transfer (Regular)	14,641.80	0.00
WARR	Warrants	124,387.17	0.00

Fund Transaction by Type

Start Date:7/1/15 End Date:6/30/16

Fund	Fund Description	Beginning Balance	Ending Balance	
Type	Type Description	Debits	Credits	
				-138,878.74
FHB1421	Child Nutr State Adm Exp 2014	-239.02		
WARR	Warrants	239.02	0.00	
				0.00
FHB1440	Child Nutrition Meals 2014	0.00		
RCPT	Receipt	0.00	880.33	
				-880.33
FHB1506	CN Equipment-2015 (0500)	0.00		
RCPT	Receipt	0.00	295,064.35	
WARR	Warrants	295,064.35	0.00	
				0.00
FHB1521	Cn St Admin Exp-2015 CFDA 1	-402.78		
RCPT	Receipt	0.00	767,096.25	
RXFR	Transfer (Regular)	566,268.93	31,220.53	
WARR	Warrants	232,450.63	0.00	
				0.00
FHB1525	CN FFVP 2015 CFDA 10.582 20	-17,185.72		
RCPT	Receipt	0.00	1,052,704.48	
RXFR	Transfer (Regular)	13,434.62	1,087.55	
WARR	Warrants	1,057,492.73	0.00	
				-50.40
FHB1540	CN Meals CFDA 10.555 2015	0.00		
RCPT	Receipt	0.00	55,197,534.73	
RXFR	Transfer (Regular)	10,738.62	0.00	
WARR	Warrants	55,186,796.11	0.00	
				0.00
FHB1621	CN SAE 2016 (0500)	0.00		
RCPT	Receipt	0.00	1,099,704.60	
RXFR	Transfer (Regular)	853,566.57	106,060.74	
WARR	Warrants	255,054.32	0.00	
				-97,144.45
FHB1625	CN FFVP 2016 (0500)	0.00		
RCPT	Receipt	0.00	2,082,993.31	
RXFR	Transfer (Regular)	31,744.63	1,680.00	
WARR	Warrants	1,847,841.10	0.00	
				-205,087.58
FHB1640	CN Meals 2016 (0500)	0.00		
RCPT	Receipt	0.00	147,266,784.33	
RXFR	Transfer (Regular)	100,799.70	399.86	
WARR	Warrants	146,896,493.90	0.00	
				-269,890.59
FHB203Z	Federal School Food Holding	-31,481.04		
RXFR	Transfer (Regular)	0.00	10,738.62	
WARR	Warrants	42,219.66	0.00	
				0.00
FHB2224	CN Section 201-2012 (0500)	-30.13		
RCPT	Receipt	0.00	34,818.76	
RXFR	Transfer (Regular)	7,143.73	6,158.28	
WARR	Warrants	33,863.44	0.00	
				0.00

Fund Transaction by Type

Start Date:7/1/15 End Date:6/30/16

Fund	Fund Description	Beginning Balance		Ending Balance
Type	Type Description	Debits	Credits	
FHB2240	Child Nutrition 2012 §19-5-104		0.00	
RCPT	Receipt	0.00	1,032.57	
RXFR	Transfer (Regular)	164.88	0.00	
WARR	Warrants	867.69	0.00	
				0.00
FHBZZZZ	Child Nutrition Oper (0500)		-5,014.98	
RXFR	Transfer (Regular)	12,440.15	12,440.15	
				-5,014.98
FHH0226	Arts Council 2008 (0870)		-34,504.04	
RCPT	Receipt	0.00	637,423.98	
RXFR	Transfer (Regular)	89,777.33	5,000.00	
WARR	Warrants	577,722.79	0.00	
				-9,427.90
FHH0401	DAH-NHC Federal Dev		-214,414.30	
RCPT	Receipt	0.00	427,529.67	
RXFR	Transfer (Regular)	127,521.02	899,801.00	
WARR	Warrants	1,038,646.34	0.00	
				-375,577.61
FHP2015	FederalGrant Act 718 (0877)		-100,000.00	
RCPT	Receipt	0.00	1,149,740.50	
RXFR	Transfer (Regular)	441,418.78	24,177.32	
WARR	Warrants	798,258.67	0.00	
				-34,240.37
FHT0200	SHARE-IAPD Act 285 14 S5		-1,009,693.31	
RADJ	Receipt Adjustment	290,487.50	261,438.75	
RCPT	Receipt	0.00	2,106,260.62	
RXFR	Transfer (Regular)	1,515,567.37	2,185,828.42	
WARR	Warrants	3,005,734.25	0.00	
				-751,431.98
FID0300	Medicare-MIPPA-2 (0425)		-4,582.12	
WARR	Warrants	4,582.12	0.00	
				0.00
FID0500	SHIIP ACL (0425)		-2,628.03	
RCPT	Receipt	0.00	586,031.25	
RXFR	Transfer (Regular)	244,961.65	0.00	
WARR	Warrants	331,177.81	0.00	
				-12,519.82
FID0600	MIPPA-3		-1,600.00	
RCPT	Receipt	0.00	110,150.00	
WARR	Warrants	103,350.00	0.00	
				-8,400.00
FID1100	INS Health Prem Rate Rev (0425)		-36.33	
RCPT	Receipt	0.00	553,386.19	
RXFR	Transfer (Regular)	284,162.52	0.00	
WARR	Warrants	100,051.49	0.00	
				-169,208.51
FID1101	Fed Grant Rate RevIII (0425)		0.00	
RCPT	Receipt	0.00	988,817.19	
WARR	Warrants	948,567.19	0.00	
				-40,250.00
FID1102	Rate Review Cycle IV		0.00	

Fund Transaction by Type

Start Date:7/1/15 End Date:6/30/16

Fund	Fund Description	Beginning Balance		Ending Balance
Type	Type Description	Debits	Credits	
RCPT	Receipt	0.00	1,050,248.37	
WARR	Warrants	1,050,000.00	0.00	
				-248.37
FID1201	Insc Level 1 Coop Agree (0425)		0.00	
RCPT	Receipt	0.00	40,822.41	
RXFR	Transfer (Regular)	31,940.17	2,650.00	
WARR	Warrants	11,532.24	0.00	
				0.00
FID1202	Level One B Co-op Agreement		-159,517.41	
RCPT	Receipt	0.00	261.07	
RXFR	Transfer (Regular)	4,407.11	1,961.28	
WARR	Warrants	157,332.65	0.00	
				0.00
FID1203	Level One C Coop Agree (0425)		-14.14	
RCPT	Receipt	0.00	33,491.75	
RXFR	Transfer (Regular)	33,276.08	4,392.96	
WARR	Warrants	1,680.00	0.00	
				-2,942.77
FID1204	ACA-FID Ins Level One (0425)		-5,905.02	
RCPT	Receipt	0.00	113,510.38	
RXFR	Transfer (Regular)	7,732.76	1,598.49	
WARR	Warrants	113,281.13	0.00	
				0.00
FIGS000	DFA IGS Fed Grants		-22,620.89	
RCPT	Receipt	0.00	363,644.11	
RXFR	Transfer (Regular)	300,584.05	0.15	
WARR	Warrants	63,892.58	0.00	
				-21,788.52
FIGS001	DFA IGS JAG TRUST FUND		-681,711.81	
DXFR	Transfer (Deduction)	0.00	22,692.18	
RCPT	Receipt	0.00	2,073,627.08	
RXFR	Transfer (Regular)	277,125.31	1.35	
WARR	Warrants	1,607,879.11	0.00	
				-893,028.00
FIT0101	AR Agri Forest Rur Fire Equip		-212,268.74	
RCPT	Receipt	0.00	131,005.00	
RXFR	Transfer (Regular)	2,125.52	1,655.91	
WARR	Warrants	178,184.32	0.00	
				-164,619.81
FIT0901	AR Agri Dept Forest Fire Mitig.		-140,381.93	
RCPT	Receipt	0.00	358,896.18	
RXFR	Transfer (Regular)	0.00	7,586.85	
WARR	Warrants	422,409.91	0.00	
				-84,455.05
FIT1201	AR Agri Dept Forestry Nat'l Fir		-307,685.69	
RCPT	Receipt	0.00	646,785.63	
RXFR	Transfer (Regular)	83,840.54	19.95	
WARR	Warrants	207,493.45	0.00	
				-663,157.28
FIT1501	AR Agri Forestry Pine Beetle F		-216,012.22	
RCPT	Receipt	0.00	149,893.11	

Fund Transaction by Type

Start Date:7/1/15 End Date:6/30/16

Fund	Fund Description	Beginning Balance	Ending Balance
Type	Type Description	Debits	Credits
WARR	Warrants	170,665.94	0.00
			-195,239.39
FIT1701	AR Agri Dept Forestry Legacy	-37,787.23	
RCPT	Receipt	0.00	5,500.66
WARR	Warrants	3,669.53	0.00
			-39,618.36
FIT1901	Agri AFC Silvicultural Non Poi	-31,257.20	
RCPT	Receipt	0.00	9,436.09
RXFR	Transfer (Regular)	49,930.00	49,930.00
WARR	Warrants	36,112.63	0.00
			-4,580.66
FJD0300	Jud Dept Fed-1JS AV Mediatio	-13,211.54	
RCPT	Receipt	0.00	109,269.23
RXFR	Transfer (Regular)	40,015.34	0.00
WARR	Warrants	70,479.33	0.00
			-11,986.10
FJD0600	Jud Dept Fed Trng Research	-37,588.61	
RCPT	Receipt	0.00	433,672.00
RXFR	Transfer (Regular)	156,247.63	0.00
WARR	Warrants	304,972.23	0.00
			-10,040.75
FJD1300	Domestic Violence Resch (002)	-18.83	
RXFR	Transfer (Regular)	72,120.43	90,484.98
WARR	Warrants	5,061.12	0.00
			-13,322.26
FJD1600	Benton HOPE Grant (0023)	-13,304.19	
RCPT	Receipt	0.00	317,521.84
RXFR	Transfer (Regular)	52,364.38	0.00
WARR	Warrants	268,644.55	0.00
			-9,817.10
FJD1700	Youth Advocacy Grant (0023)	-69.04	
RCPT	Receipt	0.00	71.82
			-140.86
FJD1800	Fostering FuturesTrng (0023)	-721.37	
WARR	Warrants	137.15	0.00
			-584.22
FJD1900	Drug Ct Capacity BldProj (002)	-5,734.24	
RCPT	Receipt	0.00	389,558.38
RXFR	Transfer (Regular)	147.00	0.00
WARR	Warrants	385,677.72	0.00
			-9,467.90
FJD2000	OVW Crtr Trng & Imprv Prog 00	-519.78	
RCPT	Receipt	0.00	37,911.85
WARR	Warrants	38,431.63	0.00
			0.00
FJD2100	JUVE DRUG CT DATA MGMT (0.00	
RCPT	Receipt	0.00	9,250.00
WARR	Warrants	7,653.11	0.00
			-1,596.89
FKA0000	AR Emerg Mngt-Fed	-4,024.05	

Fund Transaction by Type

Start Date:7/1/15 End Date:6/30/16

Fund	Fund Description	Beginning Balance	Ending Balance
Type	Type Description	Debits	Credits
RXFR	Transfer (Regular)	4,548.14	3,671.48
			-3,147.39
FKA1103	Flood Mitigation Asst 10 (0995)	-11,121.98	
RXFR	Transfer (Regular)	11,121.98	0.00
			0.00
FKA1307	PDM-C 12 (0995)	-1,049.82	
RXFR	Transfer (Regular)	1.28	1.28
WARR	Warrants	1,049.82	0.00
			0.00
FKA1308	LPDM 11 (0995)	-61,743.37	
RCPT	Receipt	0.00	748,819.12
RXFR	Transfer (Regular)	37,079.44	11,415.22
WARR	Warrants	777,935.56	0.00
			-6,962.71
FKA1402	State & Local ImplGr (0995)	-355.14	
RCPT	Receipt	0.00	391,859.30
RXFR	Transfer (Regular)	305,141.09	10,871.26
WARR	Warrants	90,499.27	0.00
			-7,445.34
FKA1406	Emer Mgmt Pert SOFT (0995)	-8,326.11	
COFF	Checks Charged Off	543.20	0.00
RCPT	Receipt	0.00	5,557.21
RXFR	Transfer (Regular)	4,812.96	2,406.48
WARR	Warrants	10,390.44	0.00
			-543.20
FKA1407	ODP 13 (0995)	-2,250.54	
RCPT	Receipt	0.00	219,321.61
RXFR	Transfer (Regular)	80,611.01	25,552.67
WARR	Warrants	166,513.81	0.00
			0.00
FKA1501	HMEP Trng 15 (0995)	1,076.48	
RCPT	Receipt	0.00	99,532.12
RXFR	Transfer (Regular)	8,847.71	8,857.20
WARR	Warrants	98,465.13	0.00
			0.00
FKA1502	HMEP Planning (0995)	3,048.14	
RCPT	Receipt	0.00	17,872.80
RXFR	Transfer (Regular)	12,006.20	0.00
WARR	Warrants	2,818.46	0.00
			0.00
FKA1505	ODP 14 SHSGP Subs (0995)	-201,489.19	
RCPT	Receipt	0.00	2,476,190.13
RXFR	Transfer (Regular)	403,056.55	19,247.62
WARR	Warrants	2,282,123.16	0.00
			-11,747.23
FKA1509	PDM-C 13	-55,152.54	
RCPT	Receipt	0.00	680,090.69
RXFR	Transfer (Regular)	144,338.59	107,985.67
WARR	Warrants	673,919.39	0.00
			-24,970.92
FKA1510	EMPG Locals 14 (0995)	-67,651.79	

Fund Transaction by Type

Start Date:7/1/15 End Date:6/30/16

Fund	Fund Description	Beginning Balance		Ending Balance
Type	Type Description	Debits	Credits	
RCPT	Receipt	0.00	1,068,521.86	
RXFR	Transfer (Regular)	450.01	0.00	
WARR	Warrants	1,135,723.64	0.00	
				0.00
FKA1511	EMPG Soft 14 (0995)	-4,382.28		
RCPT	Receipt	0.00	226,805.08	
RXFR	Transfer (Regular)	44,164.33	75,333.60	
WARR	Warrants	239,077.51	0.00	
				-23,279.12
FKA1601	ODP 15 (995)	0.00		
RCPT	Receipt	0.00	560,995.28	
RXFR	Transfer (Regular)	15,274.23	12,119.59	
WARR	Warrants	539,822.63	0.00	
				-18,018.01
FKA1602	PDM-C 14 (0995)	0.00		
RCPT	Receipt	0.00	1,010,277.41	
WARR	Warrants	1,010,277.41	0.00	
				0.00
FKA1603	HMEP-Training 16 (0995)	0.00		
RCPT	Receipt	0.00	97,201.45	
RXFR	Transfer (Regular)	13,832.35	16,849.42	
WARR	Warrants	100,125.16	0.00	
				-93.36
FKA1604	HMEP-Planning 16 (0995)	0.00		
RCPT	Receipt	0.00	49,324.80	
RXFR	Transfer (Regular)	50,083.26	2,027.48	
WARR	Warrants	5,003.37	0.00	
				3,734.35
FKA1605	EMPG LOCALS 15 (0995)	0.00		
RCPT	Receipt	0.00	436,239.23	
WARR	Warrants	394,994.78	0.00	
				-41,244.45
FKE0100	AED-SEP Federal Plan	-471,404.35		
RCPT	Receipt	0.00	604,762.39	
RXFR	Transfer (Regular)	170,426.27	0.00	
WARR	Warrants	623,020.57	0.00	
				-282,719.90
FKE0500	Weatherization Prog-ACT 1111	-11,526.95		
RCPT	Receipt	0.00	2,207,053.61	
RXFR	Transfer (Regular)	110,160.11	690.40	
WARR	Warrants	1,784,710.39	0.00	
				-324,400.46
FKE0600	Low Income Eng Asst Act 111	-183,147.27		
RXFR	Transfer (Regular)	177,681.97	2,074,387.55	
WARR	Warrants	1,971,475.45	0.00	
				-108,377.40
FKM3800	2011 DDPC	-4,750.00		
RXFR	Transfer (Regular)	4,750.00	0.00	
				0.00
FKM4000	2013 Dev Disability 19-5-104	-21,306.90		
WARR	Warrants	20,167.04	0.00	

Fund Transaction by Type

Start Date:7/1/15 End Date:6/30/16

Fund	Fund Description	Beginning Balance			Ending Balance
Type	Type Description	Debits	Credits		
					-1,139.86
FKM4100	2014 Dev Disabilities Council	-2,021.88			
RCPT	Receipt	0.00	7,873.37		
WARR	Warrants	8,791.93	0.00		
					-1,103.32
FKM4200	Dev Disab Council Act 250 '14	-23,262.01			
RCPT	Receipt	0.00	135,346.10		
RXFR	Transfer (Regular)	116,569.48	49,768.84		
WARR	Warrants	90,586.95	0.00		
					-1,220.52
FKM5000	DEV DIS COUNCIL-FED (0610)	0.00			
RCPT	Receipt	0.00	78,556.30		
RXFR	Transfer (Regular)	43,591.75	0.00		
WARR	Warrants	20,208.49	0.00		
					-14,756.06
FLA8401	ICAC 12	-27,717.42			
RCPT	Receipt	0.00	418,307.34		
RXFR	Transfer (Regular)	44,392.91	547.48		
WARR	Warrants	398,068.01	0.00		
					-4,111.32
FLA8800	2010 Fusion Center 19-5-104	-2.00			
RXFR	Transfer (Regular)	2.00	0.00		
					0.00
FLA8950	FUSION 13 (0960)	-2,125.79			
RXFR	Transfer (Regular)	201.71	34,221.40		
WARR	Warrants	36,145.48	0.00		
					0.00
FLA8951	BOMB 13 (0960)	-418.49			
RXFR	Transfer (Regular)	0.00	1,347.96		
WARR	Warrants	1,766.45	0.00		
					0.00
FLA8960	Fusion 14 (0960)	0.00			
RCPT	Receipt	0.00	1,146.19		
RXFR	Transfer (Regular)	0.00	66,069.28		
WARR	Warrants	66,546.36	0.00		
					-669.11
FLA8961	Bomb 14 (0960)	-3,313.51			
RXFR	Transfer (Regular)	0.00	89,811.09		
WARR	Warrants	93,124.60	0.00		
					0.00
FLA8962	SWAT 14 (0960)	-186.00			
RXFR	Transfer (Regular)	0.00	24,185.70		
WARR	Warrants	24,371.70	0.00		
					0.00
FLA9060	Fusion 15 (0960)	0.00			
RXFR	Transfer (Regular)	0.00	3,154.64		
WARR	Warrants	3,154.64	0.00		
					0.00
FMD0000	ADEM-Disaster Relief Fed	-145,975.36			
RXFR	Transfer (Regular)	151,142.34	44,361.26		

Fund Transaction by Type

Start Date:7/1/15 End Date:6/30/16

Fund	Fund Description	Beginning Balance			Ending Balance
Type	Type Description	Debits	Credits		
					-39,194.28
FMD0900	ADEM AR ER	0.00			
RCPT	Receipt	0.00	219,658.00		
WARR	Warrants	219,658.00	0.00		
					0.00
FMD0902	ADEM 1793 DRPA (0995)	0.00			
RCPT	Receipt	0.00	2,441.64		
RXFR	Transfer (Regular)	7,185.51	4,853.07		
					-109.20
FMD0903	ADEM 1804 (0995)	0.00			
RCPT	Receipt	0.00	4,136.44		
RXFR	Transfer (Regular)	12,230.74	8,094.30		
					0.00
FMD0904	ADEM 1819 DRPA (0995)	-8,642.07			
RCPT	Receipt	0.00	72,060.18		
RXFR	Transfer (Regular)	85,478.55	66,209.40		
WARR	Warrants	49,561.13	0.00		
					-11,871.97
FMD0905	ADEM 1834 DR PA (0995)	0.00			
RCPT	Receipt	0.00	6,308.14		
RXFR	Transfer (Regular)	19,513.87	13,474.52		
WARR	Warrants	7.47	0.00		
					-261.32
FMD1002	1845 DR PA	0.00			
RCPT	Receipt	0.00	21,267.28		
RXFR	Transfer (Regular)	29,327.03	8,077.62		
WARR	Warrants	14.53	0.00		
					-3.34
FMD1006	ADEM 1819 DR HM (0995)	-5,258.85			
RCPT	Receipt	0.00	143,676.68		
RXFR	Transfer (Regular)	38,796.38	12,572.68		
WARR	Warrants	117,478.70	0.00		
					-5,233.13
FMD1009	ADEM 1861 DR PA (0995)	0.00			
RCPT	Receipt	0.00	5,334.49		
RXFR	Transfer (Regular)	15,749.52	10,464.71		
WARR	Warrants	46.39	0.00		
					-3.29
FMD1010	ADEM 1872 (DRPA) (0620)	0.00			
RCPT	Receipt	0.00	8,844.38		
RXFR	Transfer (Regular)	26,482.53	17,651.28		
WARR	Warrants	13.13	0.00		
					0.00
FMD1011	ADEM 1861 DR HM (0995)	-4,990.46			
RXFR	Transfer (Regular)	4,990.46	0.00		
					0.00
FMD1101	1975 Disaster Relief (0995)	0.00			
RCPT	Receipt	0.00	643,445.01		
RXFR	Transfer (Regular)	114,660.89	7,380.91		
WARR	Warrants	490,586.51	0.00		
					-45,578.52

Fund Transaction by Type

Start Date:7/1/15 End Date:6/30/16

Fund	Fund Description	Beginning Balance	Ending Balance
Type	Type Description	Debits	Credits
FMD1201	4000 Disaster Relief (0995)	0.00	
RCPT	Receipt	0.00	8,166.35
RXFR	Transfer (Regular)	19,202.12	11,035.77
			0.00
FMD1202	1975 Disaster Relief (0995)	-307,959.39	
RCPT	Receipt	0.00	419,239.82
RXFR	Transfer (Regular)	37,744.07	4,447.48
WARR	Warrants	690,592.38	0.00
			-3,310.24
FMD1203	Disaster Relief (0995)	0.00	
RCPT	Receipt	0.00	17,964.19
RXFR	Transfer (Regular)	14,195.23	2,471.02
WARR	Warrants	5,648.81	0.00
			-591.17
FMD1301	Disaster Relf Pub Assist (0995)	-154.83	
RCPT	Receipt	0.00	207,595.70
RXFR	Transfer (Regular)	23,911.18	523.83
WARR	Warrants	179,020.44	0.00
			-5,342.74
FMD1302	Disaster Rel Haz Mitig (0995)	-36,556.92	
RCPT	Receipt	0.00	601,600.88
RXFR	Transfer (Regular)	4,854.83	5,583.14
WARR	Warrants	638,269.44	0.00
			-616.67
FMD1401	DisasterRelPubAssist (0995)	0.00	
RCPT	Receipt	0.00	232,348.93
RXFR	Transfer (Regular)	89,203.50	179,591.85
WARR	Warrants	267,397.60	0.00
			-55,339.68
FMD1402	4143 Disaster RelfAssist (0995)	0.00	
RCPT	Receipt	0.00	888,492.40
RXFR	Transfer (Regular)	68,243.44	33,113.79
WARR	Warrants	853,362.75	0.00
			0.00
FMD1403	4124 DisasterRelfHazMitg (099)	-1,132.91	
RCPT	Receipt	0.00	770,653.63
RXFR	Transfer (Regular)	9,196.86	32,857.03
WARR	Warrants	794,904.20	0.00
			-542.51
FMD1404	4143 DisasterRelfHazMitg (099)	0.00	
RCPT	Receipt	0.00	1,085,791.43
RXFR	Transfer (Regular)	14,400.66	795.06
WARR	Warrants	1,072,030.05	0.00
			-155.78
FMD1405	4160 Disaster PubAssist (099)	-607.00	
RCPT	Receipt	0.00	152,240.01
RXFR	Transfer (Regular)	45,475.27	109,394.66
WARR	Warrants	215,905.75	0.00
			-860.65
FMD1406	Dis Rel Public Assist (0995)	0.00	
RCPT	Receipt	0.00	1,337,852.88

Fund Transaction by Type

Start Date:7/1/15 End Date:6/30/16

Fund	Fund Description	Beginning Balance	Ending Balance
Type	Type Description	Debits	Credits
RXFR	Transfer (Regular)	50,341.23	50,754.14
WARR	Warrants	1,337,561.07	0.00
			-704.72
FMD1408	Dis Relief Haz Mitigation 0995	0.00	
RCPT	Receipt	0.00	483,396.98
RXFR	Transfer (Regular)	1,929.51	818.79
WARR	Warrants	481,267.43	0.00
			-1,018.83
FMD1409	DisRel HazMitigation (0995)	0.00	
RCPT	Receipt	0.00	5,452.14
RXFR	Transfer (Regular)	6,105.20	1,078.93
WARR	Warrants	250.12	0.00
			-175.75
FMD1501	Disaster Relief Pub Ass (0995)	0.00	
RCPT	Receipt	0.00	4,570,235.91
RXFR	Transfer (Regular)	210,703.15	24,979.05
WARR	Warrants	4,371,337.58	0.00
			-13,174.23
FMD1601	4254 DIS REL PUB ASST (0995)	0.00	
RCPT	Receipt	0.00	3,365,016.59
RXFR	Transfer (Regular)	250,558.95	30,119.41
WARR	Warrants	3,136,204.82	0.00
			-8,372.23
FMD3100	ADEM 1744 DRPA (0995)	-292.56	
RCPT	Receipt	0.00	7,582.32
RXFR	Transfer (Regular)	22,241.66	14,387.75
WARR	Warrants	20.97	0.00
			0.00
FMD3600	ADEM 1751 DR PA (0995)	-31,251.05	
RCPT	Receipt	0.00	9,305.44
RXFR	Transfer (Regular)	67,490.17	28,190.05
WARR	Warrants	1,241.74	0.00
			-14.63
FMD3800	ADEM 1758 DRPA (0995)	0.00	
RCPT	Receipt	0.00	5,518.41
RXFR	Transfer (Regular)	16,444.80	11,219.27
			-292.88
FMD9100	ADEM-1354 DR PA-MGT	0.00	
RXFR	Transfer (Regular)	2,007.86	2,014.70
WARR	Warrants	6.84	0.00
			0.00
FMF0100	Fed-Armory Assist	-22,624.38	
WARR	Warrants	22,624.38	0.00
			0.00
FMF0300	Fed-275 Trng Site	874,377.81	
RCPT	Receipt	0.00	16,687,417.28
RXFR	Transfer (Regular)	42,306.05	3,866,677.03
WARR	Warrants	20,604,564.17	0.00
			967,153.72
FMF0700	Fed-270 Trng Site	-55,919.51	
RCPT	Receipt	0.00	5,821,837.73

Fund Transaction by Type

Start Date:7/1/15 End Date:6/30/16

Fund	Fund Description	Beginning Balance		Ending Balance
Type	Type Description	Debits	Credits	
RXFR	Transfer (Regular)	8,613,278.85	3,343,418.90	
WARR	Warrants	1,338,215.90	0.00	
				730,318.61
FMF2200	Fed-Ft Chaffee Salary	33,988.61		
RCPT	Receipt	0.00	2,208,400.37	
RXFR	Transfer (Regular)	3,442,832.09	1,540,958.45	
WARR	Warrants	516,361.72	0.00	
				243,823.60
FMF2300	Fed-Ft Chaffee Exp	599,332.80		
RCPT	Receipt	0.00	6,892,917.45	
RXFR	Transfer (Regular)	0.00	1,044,974.88	
WARR	Warrants	7,595,731.39	0.00	
				257,171.86
FMF3500	Fed-PEC Conf Ctr	-49,001.69		
WARR	Warrants	49,001.69	0.00	
				0.00
FMFHOLD	FEDERAL HOLDING ACCOUN'	0.00		
RCPT	Receipt	0.00	13,286,750.00	
RXFR	Transfer (Regular)	9,658,893.31	9,275.45	
				-3,637,132.14
FMG0100	OMIG-Fed (0035)	0.00		
RCPT	Receipt	0.00	54.50	
RXFR	Transfer (Regular)	920,407.50	1,148,233.73	
WARR	Warrants	222,217.43	0.00	
				-5,663.30
FMG0200	EnterpriseFraud (0035)	0.00		
RXFR	Transfer (Regular)	0.00	200,000.00	
				-200,000.00
FNA2300	DOL OSHA Fed Grant 03	-102,636.00		
RCPT	Receipt	0.00	997,625.00	
RXFR	Transfer (Regular)	760,781.37	1,346.17	
WARR	Warrants	328,604.76	0.00	
				-12,221.04
FNA3300	ADL MSHA Fed 03	-14,211.37		
RCPT	Receipt	0.00	86,200.00	
RXFR	Transfer (Regular)	56,588.77	88.21	
WARR	Warrants	37,673.87	0.00	
				-6,236.94
FNA4300	ADL BLS Fed 03	-18,634.86		
RCPT	Receipt	0.00	78,850.00	
RXFR	Transfer (Regular)	40,783.63	14.52	
WARR	Warrants	31,577.27	0.00	
				-25,138.48
FNM0900	Moving Ahead Act 285 14 S5	-34.24		
RCPT	Receipt	0.00	325,407.08	
RXFR	Transfer (Regular)	325,372.85	0.00	
				-68.47
FNMARRA	Address Point Mapping (0472)	-2,164.74		
RXFR	Transfer (Regular)	2,164.74	0.00	
				0.00

Fund Transaction by Type

Start Date:7/1/15 End Date:6/30/16

Fund	Fund Description	Beginning Balance		Ending Balance
Type	Type Description	Debits	Credits	
FPC0300	OPC-JohnRJusticeGrPrg (002)		0.00	
RCPT	Receipt	0.00	32,541.00	
WARR	Warrants	31,141.00	0.00	-1,400.00
FPF1100	Perkins Welding Grant (0485)		-2,216.64	
RCPT	Receipt	0.00	38,100.00	
RXFR	Transfer (Regular)	13,860.00	0.00	
WARR	Warrants	15,360.00	0.00	-11,096.64
FPF1200	RSAT (0485)		-46,056.19	
RXFR	Transfer (Regular)	85,899.70	148,929.02	
WARR	Warrants	37,685.03	0.00	-71,400.48
FPF1300	AR StateWide Planning Gr (04)		-3,464.02	
RXFR	Transfer (Regular)	1,572.12	0.00	-1,891.90
FPF1400	US Marshal East Grant (0485)		-3,315.74	
RCPT	Receipt	0.00	19,954.76	
RXFR	Transfer (Regular)	26,529.08	6,574.32	-3,315.74
FPF1500	Benton Hope (0485)		-20,427.63	
RCPT	Receipt	0.00	153,386.78	
RXFR	Transfer (Regular)	96,381.50	0.00	
WARR	Warrants	61,632.86	0.00	-15,800.05
FPF1600	AR Drug Crt Cap Bldg Prj (048)		-4,969.51	
RCPT	Receipt	0.00	116,472.22	
RXFR	Transfer (Regular)	98,431.19	2,871.53	
WARR	Warrants	16,904.62	0.00	-8,977.45
FPF1700	Beyond the Walls Grant (0485)		-25,596.62	
RCPT	Receipt	0.00	8,504.45	-34,101.07
FPF1800	DCC PREA GrAct 218 (0485)		-23,079.59	
RXFR	Transfer (Regular)	0.00	3,872.81	
WARR	Warrants	26,952.40	0.00	0.00
FPT0100	PT-SCORP Oprs		-334,255.48	
RCPT	Receipt	0.00	86,464.85	
RXFR	Transfer (Regular)	28.22	33.75	
WARR	Warrants	60,682.21	0.00	-360,043.65
FPT0200	PT-SCORP Grnts		-41.16	
RCPT	Receipt	0.00	576,436.34	
WARR	Warrants	576,436.34	0.00	-41.16
FPT0400	Travel Educ NatureTrailer(090)		-1,438.89	
RXFR	Transfer (Regular)	1,438.89	0.00	0.00
FSC0500	Fema Payroll		-60,558.51	

Fund Transaction by Type

Start Date:7/1/15

End Date:6/30/16

Fund	Fund Description	Beginning Balance	Ending Balance	
Type	Type Description	Debits	Credits	
RXFR	Transfer (Regular)	60,558.51	0.00	0.00
FSC0700	WATER USE-USGS FED GRAN	0.00		
RCPT	Receipt	0.00	26,000.00	-26,000.00
FSC1000	NRCS CONV TECH ASST (045)	0.00		
RCPT	Receipt	0.00	3,781.36	
RXFR	Transfer (Regular)	4,626.88	11,315.39	
WARR	Warrants	3,970.72	0.00	-6,499.15
FSC1700	SW-Non Point Grnts Ind-(455)	-108,131.96		
RXFR	Transfer (Regular)	376,907.29	472,372.62	
WARR	Warrants	173,590.79	0.00	-30,006.50
FSC2013	ANRC Dam Safety (0455)	-90,725.44		
RXFR	Transfer (Regular)	90,725.44	0.00	0.00
FSC2014	ANRC DamSafety (0455)	-23,143.42		
RCPT	Receipt	0.00	135,437.14	
RXFR	Transfer (Regular)	177,612.14	90,725.44	
WARR	Warrants	71,143.86	0.00	-550.00
FSC2015	ANRC DAM SAFETY -SDSG15	0.00		
RCPT	Receipt	0.00	14,489.91	
RXFR	Transfer (Regular)	25,116.32	124,038.12	
WARR	Warrants	47,227.84	0.00	-66,183.87
FSC3010	ANRC NonPoint FY2010 (0455)	-187.46		
RXFR	Transfer (Regular)	187.46	0.00	0.00
FSC3111	ANRC Nonpt Source Poll (045)	0.00		
RCPT	Receipt	0.00	135,760.00	
WARR	Warrants	135,760.00	0.00	0.00
FSC3212	ANRC NP SourcePoll Ctrl (045)	0.00		
RCPT	Receipt	0.00	234,100.00	
WARR	Warrants	234,100.00	0.00	0.00
FSC3311	NonPoint Pollution Ctrl (0455)	-10,686.70		
RCPT	Receipt	0.00	798,775.37	
RXFR	Transfer (Regular)	0.00	1,075.00	
WARR	Warrants	810,537.07	0.00	0.00
FSC3313	ANRC NP Source Poll Contrl 2	-13,376.00		
RCPT	Receipt	0.00	799,324.34	
WARR	Warrants	812,400.34	0.00	-300.00
FSC3314	ANRC Nonpoint (0455)	-14,764.73		
RCPT	Receipt	0.00	668,231.99	
RXFR	Transfer (Regular)	472,372.54	187.46	

Fund Transaction by Type

Start Date:7/1/15 End Date:6/30/16

Fund	Fund Description	Beginning Balance	Ending Balance	
Type	Type Description	Debits	Credits	
WARR	Warrants	184,751.45	0.00	
				-26,060.19
FSC3315	ANRC NP SOURCE POLL CON	0.00		
RCPT	Receipt	0.00	552,534.15	
RXFR	Transfer (Regular)	1,075.00	0.00	
WARR	Warrants	551,459.15	0.00	
				0.00
FSC3606	ANRC NonPoint Source (0455)	-0.08		
RXFR	Transfer (Regular)	0.08	0.00	
				0.00
FSC4015	ANRC FEMA Fiscal 15 (0455)	-120,787.67		
RCPT	Receipt	0.00	264,327.00	
RXFR	Transfer (Regular)	394,765.68	86,417.45	
WARR	Warrants	50,821.78	0.00	
				-25,944.66
FSC4016	ANRC FEMA FISCAL 16 (0455)	0.00		
RCPT	Receipt	0.00	128.58	
RXFR	Transfer (Regular)	82,481.82	285,559.61	
WARR	Warrants	36,858.18	0.00	
				-166,348.19
FSC4021	ANRC FEMA RepFloodClaim (-50,830.87		
RCPT	Receipt	0.00	2,126.29	
RXFR	Transfer (Regular)	51,774.06	0.00	
WARR	Warrants	1,183.10	0.00	
				0.00
FSC4030	ANRC FEMA CTP (0455)	-159,006.09		
RCPT	Receipt	0.00	834,398.51	
WARR	Warrants	898,765.10	0.00	
				-94,639.50
FSC4031	ANRC Flood Mgmt Assist (045	-25,000.00		
RCPT	Receipt	0.00	34,569.34	
RXFR	Transfer (Regular)	5,000.00	299.75	
WARR	Warrants	12,561.62	0.00	
				-42,307.47
FSC4032	ANRC FLOOD MGT ASST FY1	0.00		
RCPT	Receipt	0.00	9,278.07	
RXFR	Transfer (Regular)	299.75	5,000.00	
WARR	Warrants	11,390.58	0.00	
				-2,587.74
FSC4033	ANRC FLOOD MGMT ASST FY	0.00		
RXFR	Transfer (Regular)	0.00	51,774.06	
WARR	Warrants	2,160.00	0.00	
				-49,614.06
FSC5M00	Clean Water Grant FY10 (0455)	-378,447.43		
RCPT	Receipt	0.00	840,025.02	
RXFR	Transfer (Regular)	846,309.83	0.00	
WARR	Warrants	177,579.11	0.00	
				-194,583.51
FSC7812	ANRC Wetland Grant HGM	-4,285.49		
RCPT	Receipt	0.00	33,231.80	
WARR	Warrants	32,742.63	0.00	

Fund Transaction by Type

Start Date:7/1/15 End Date:6/30/16

Fund	Fund Description	Beginning Balance		Ending Balance
Type	Type Description	Debits	Credits	
				-4,774.66
FSD0100	Dis Determination-Oprs	-557,669.31		
FORG	Forgery	0.00	34.10	
RCPT	Receipt	0.00	45,425,701.08	
RXFR	Transfer (Regular)	29,063,267.01	11,334.32	
WARR	Warrants	16,447,566.11	0.00	
				-483,905.69
FSK3300	Spinal Cord-CAPPS 4th Yr	-47,407.09		
RCPT	Receipt	0.00	638.60	
WARR	Warrants	3,104.89	0.00	
				-44,940.80
FSS0200	Sos Fed Hava Title Ii (0063)	-1,032.34		
DXFR	Transfer (Deduction)	0.00	1.10	
WARR	Warrants	1,032.34	0.00	
				-1.10
FSS0800	2008 HAVA TITLE III (0063)	-761,862.86		
DXFR	Transfer (Deduction)	0.00	942.75	
RCPT	Receipt	0.00	9,427.36	
WARR	Warrants	761,862.86	0.00	
				-10,370.11
FSS0900	2009 HAVA TITLS III (0063)	-1,001,172.00		
DXFR	Transfer (Deduction)	0.00	12,051.88	
RCPT	Receipt	0.00	3,939.79	
WARR	Warrants	272,189.95	0.00	
				-744,973.72
FSS1000	2010 HAVA Title III EAC (0063)	-689,436.24		
DXFR	Transfer (Deduction)	0.00	11,072.97	
				-700,509.21
FST0200	Sci & Tech-AR Mfg Ext Ntwk	-166,450.99		
RXFR	Transfer (Regular)	328,036.22	164,018.11	
WARR	Warrants	2,432.88	0.00	
				0.00
FST0201	AEDC-S/T Ex Ntwk Fed (790)	0.00		
RCPT	Receipt	0.00	1,045,406.64	
RXFR	Transfer (Regular)	965,140.86	528,036.22	
WARR	Warrants	512,205.01	0.00	
				-96,096.99
FST0300	State Industrial Assess (0327)	-8,158.81		
RXFR	Transfer (Regular)	8,158.81	0.00	
				0.00
FST0301	AEDC-AR STATE IND ASS (07:	0.00		
RXFR	Transfer (Regular)	0.00	8,158.81	
				-8,158.81
FST0500	EPSCoR ASSET II Federal	-169,707.14		
RXFR	Transfer (Regular)	165,239.89	0.00	
WARR	Warrants	4,467.25	0.00	
				0.00
FST0501	AEDC-SciTech EPSCoR (790)	0.00		
RCPT	Receipt	0.00	3,101,287.94	
RXFR	Transfer (Regular)	138,188.19	188,750.33	

Fund Transaction by Type

Start Date:7/1/15 End Date:6/30/16

Fund	Fund Description	Beginning Balance		Ending Balance
Type	Type Description	Debits	Credits	
WARR	Warrants	3,151,850.08	0.00	0.00
FST0600	EPSCoR RII Trk2PitBioimage0	-150,347.95		
RXFR	Transfer (Regular)	7,467.48	0.00	
WARR	Warrants	142,880.47	0.00	0.00
FST0601	AEDC-S/T EPSCoR RII (790)	0.00		
RCPT	Receipt	0.00	1,241,837.91	
RXFR	Transfer (Regular)	5,095.89	8,667.69	
WARR	Warrants	1,018,021.60	0.00	-227,388.11
FST0700	EPSCOR Ark Asset Initiative II	0.00		
RCPT	Receipt	0.00	2,184,401.77	
RXFR	Transfer (Regular)	119,107.32	2,101.07	
WARR	Warrants	1,420,362.75	0.00	-647,032.77
FST0701	EPSCoR ASSET III, Track (790)	0.00		
RCPT	Receipt	0.00	7,005.89	
RXFR	Transfer (Regular)	1,028.21	30,000.00	
WARR	Warrants	1,617.07	0.00	-34,360.61
FTC7300	Crowley's Ridge TI-Fed-ABE	-497.36		
RXFR	Transfer (Regular)	91,929.01	104,049.80	
WARR	Warrants	9,963.75	0.00	-2,654.40
FTN7300	Northwest TI-Fed ABE	-24,008.68		
RXFR	Transfer (Regular)	185,608.74	179,447.39	
WARR	Warrants	4,620.19	0.00	-13,227.14
FVD0000	Victimes Justice Assistance	-37,781.50		
RCPT	Receipt	0.00	8,455,326.72	
RXFR	Transfer (Regular)	599,726.53	0.00	
WARR	Warrants	7,871,486.49	0.00	-21,895.20
FVV0500	NLRCemetery Expansion (038)	0.00		
RCPT	Receipt	0.00	801,043.60	
RXFR	Transfer (Regular)	0.00	108,774.51	
WARR	Warrants	907,650.77	0.00	-2,167.34
FVV0700	CAVH-St Vet Home Cons (038)	0.00		
RCPT	Receipt	0.00	10,617,586.65	
RXFR	Transfer (Regular)	1,470,722.54	1,470,722.54	
WARR	Warrants	10,199,662.73	0.00	-417,923.92
FWF0000	Dept of Human Srvs-Federal	-20,913,348.56		
RADJ	Receipt Adjustment	16,191.72	0.00	
RCPT	Receipt	0.00	96,618,663.17	
RXFR	Transfer (Regular)	111,059,933.30	2,500,000.00	-8,955,886.71
FWF0100	Dept Of Human Srvs-Hldg Acc	-10,137,864.75		
RCPT	Receipt	0.00	4,474,563.94	

Fund Transaction by Type

Start Date:7/1/15 End Date:6/30/16

Fund	Fund Description	Beginning Balance		Ending Balance
Type	Type Description	Debits	Credits	
RXFR	Transfer (Regular)	9,039,174.26	2,817,785.00	
				-8,391,039.43
FWF0200	Dept of Human Svcs-DYS Grnt	-437,326.60		
RADJ	Receipt Adjustment	83,689.18	0.00	
RCPT	Receipt	0.00	4,326,573.69	
RXFR	Transfer (Regular)	2,707,345.40	2,663,530.06	
WARR	Warrants	4,064,461.04	0.00	
				-571,934.73
FWF0400	County Oprs-Shelter Plus Care	-11,030.49		
RCPT	Receipt	0.00	1,677,272.38	
WARR	Warrants	1,680,984.70	0.00	
				-7,318.17
FWF0700	DHS-Mental Hlth-Block Grnts	-191,829.77		
RCPT	Receipt	0.00	247,561.28	
WARR	Warrants	425,969.73	0.00	
				-13,421.32
FWF2100	County Oprs-Homeless	-148,664.26		
RCPT	Receipt	0.00	1,581,223.17	
WARR	Warrants	1,554,876.39	0.00	
				-175,011.04
FWF2900	County Oprs-Emerg Food	-110,758.51		
RCPT	Receipt	0.00	664,698.53	
RXFR	Transfer (Regular)	0.00	12,490.00	
WARR	Warrants	723,901.95	0.00	
				-64,045.09
FWF3000	DHS-DCCECE-Sp Nutrition Prg	-117,179.12		
COFF	Checks Charged Off	3,380.00	0.00	
RCPT	Receipt	0.00	70,154,718.17	
WARR	Warrants	68,558,430.61	0.00	
				-1,710,086.68
FWF3400	County Oprs-Emerg Assist	-1,104,030.46		
RCPT	Receipt	0.00	26,912,554.22	
RXFR	Transfer (Regular)	2,025,979.96	18,030.99	
WARR	Warrants	25,562,857.28	0.00	
				-445,778.43
FWF4400	County Oprs-Vietnamese Refg	-106,194.61		
RCPT	Receipt	0.00	1,053.00	
WARR	Warrants	648.00	0.00	
				-106,599.61
FWF5400	DHS-Crippled Children	-306,208.18		
RXFR	Transfer (Regular)	0.00	568,803.30	
WARR	Warrants	625,951.15	0.00	
				-249,060.33
FWF6900	DHS-DCCECE-Childhood Grar	-2,059,750.41		
COFF	Checks Charged Off	371.70	0.00	
RCPT	Receipt	0.00	29,842,518.62	
RXFR	Transfer (Regular)	0.00	200.00	
WARR	Warrants	30,274,161.64	0.00	
				-1,627,935.69
FWS0000	Fed Grants Workforce Svcs (08	0.00		
RCPT	Receipt	0.00	980,579.49	

Fund Transaction by Type

Start Date:7/1/15 End Date:6/30/16

Fund	Fund Description	Beginning Balance		Ending Balance
Type	Type Description	Debits	Credits	
WARR	Warrants	952,242.43	0.00	
				-28,337.06
FYP0000	Dept of Envir Quality-Fed	-1,531,690.97		
RCPT	Receipt	0.00	6,155,497.29	
RXFR	Transfer (Regular)	4,364,529.63	46,588.85	
WARR	Warrants	1,632,134.23	0.00	
				-1,737,113.25
GAD0000	General Rev Allotment Reserv	-261,531,529.18		
GDIS	Distribution (General Fund)	0.00	177,413,001.92	
RXFR	Transfer (Regular)	261,553,905.71	6,969,632.83	
				-184,360,258.22
GADHOLD	GR Allot Reserve Set Aside	-12,927.41		
RXFR	Transfer (Regular)	7,301,631.19	7,288,703.78	
				0.00
GPR0100	AR Real Property Reappraisal	0.00		
RXFR	Transfer (Regular)	720,112.39	15,285,325.87	
WARR	Warrants	14,565,213.48	0.00	
				0.00
HAD0000	AR Agriculture Dept §19-5-302	-29,142.84		
AXFR	Advance Transfer	0.00	8,203,832.34	
GDIS	Distribution (General Fund)	0.00	9,096,370.66	
RXFR	Transfer (Regular)	20,019,033.83	2,689,687.99	
				0.00
HAD0100	AAD ALPC §19-5-302(14)	-4,598.20		
RXFR	Transfer (Regular)	3,450,646.19	4,037,611.41	
WARR	Warrants	582,524.64	0.00	
				-9,038.78
HAD0200	AAD AFC §19-5-302(14)	-306,616.45		
RCPT	Receipt	0.00	1,678.78	
RXFR	Transfer (Regular)	6,628,167.87	9,564,477.36	
WARR	Warrants	3,190,508.81	0.00	
				-54,095.91
HAD0300	AAD PB §19-5-302(14)	-13,356.45		
RCPT	Receipt	0.00	2,181.35	
RXFR	Transfer (Regular)	1,968,349.40	2,679,760.72	
WARR	Warrants	662,005.09	0.00	
				-64,944.03
HAD0400	AAD Secretary Office (0400)	-20,535.05		
RCPT	Receipt	0.00	78.90	
RXFR	Transfer (Regular)	1,182,142.36	1,398,307.66	
WARR	Warrants	182,631.10	0.00	
				-54,148.15
HCA0000	ADC Inmate Care/Custody	0.00		
AXFR	Advance Transfer	0.00	215,346,769.08	
GDIS	Distribution (General Fund)	0.00	121,316,485.92	
RXFR	Transfer (Regular)	409,563,767.47	72,900,512.47	
				0.00
HCA0100	ADC Inmate Care/Custody	-3,854,177.07		
COFF	Checks Charged Off	524.58	0.00	
FORG	Forgery	0.00	304.89	
RCPT	Receipt	0.00	1,149,408.69	

Fund Transaction by Type

Start Date:7/1/15 End Date:6/30/16

Fund	Fund Description	Beginning Balance		Ending Balance
Type	Type Description	Debits	Credits	
RXFR	Transfer (Regular)	196,354,387.23	339,020,924.39	
WARR	Warrants	142,815,788.20	0.00	
				-4,854,115.03
HCA0200	ADC Inmate Care/Custoday-04	-2,298,892.00		
WARR	Warrants	2,298,892.00	0.00	
				0.00
HCP0000	Dept Community Correction	0.00		
AXFR	Advance Transfer	0.00	48,164,399.60	
GDIS	Distribution (General Fund)	0.00	30,446,229.40	
RXFR	Transfer (Regular)	91,661,645.21	13,051,016.21	
				0.00
HCP0100	Dept Community Correction	-59,754.92		
RADJ	Receipt Adjustment	900.00	900.00	
RCPT	Receipt	0.00	401,698.53	
RXFR	Transfer (Regular)	55,695,107.55	79,118,308.88	
SDIS	Distribution (Special Fund)	0.00	7,457.13	
SPEC	Special Reversing Entry	8,478.39	900.00	
WARR	Warrants	23,179,175.43	0.00	
				-705,358.09
HCP0400	Public Safety Plan (0485)	0.00		
RCPT	Receipt	0.00	20.82	
RXFR	Transfer (Regular)	2,374,889.67	9,255,303.16	
WARR	Warrants	1,524,940.82	0.00	
				-5,355,493.49
HEG0000	Higher Education Grants	-15,575,810.65		
AXFR	Advance Transfer	0.00	1,951,886.39	
GDIS	Distribution (General Fund)	0.00	38,065,579.61	
RXFR	Transfer (Regular)	54,392,300.00	13,622,326.91	
				-14,823,303.56
HEG0100	HE Dentistry Scholarships	-5.66		
RXFR	Transfer (Regular)	0.00	3,188,000.00	
WARR	Warrants	3,187,775.00	0.00	
				-230.66
HEG0101	HE Dental Loans	-311,621.99		
RCPT	Receipt	0.00	139,297.63	
RXFR	Transfer (Regular)	311,000.00	0.00	
				-139,919.62
HEG0300	HE Optometry Scholarships	-10,400.00		
RXFR	Transfer (Regular)	0.00	492,500.00	
WARR	Warrants	502,500.00	0.00	
				-400.00
HEG0400	HE Veterinary Scholarships	-308.00		
RXFR	Transfer (Regular)	0.00	1,258,300.00	
WARR	Warrants	1,258,148.00	0.00	
				-460.00
HEG0600	HE Chiropractic Scholarship	-8,500.00		
RCPT	Receipt	0.00	1.00	
RXFR	Transfer (Regular)	0.00	86,950.00	
WARR	Warrants	88,747.00	0.00	
				-6,704.00
HEG0700	HE Podiatry Scholarships	-3,000.00		

Fund Transaction by Type

Start Date:7/1/15 End Date:6/30/16

Fund	Fund Description	Beginning Balance		Ending Balance
Type	Type Description	Debits	Credits	
RXFR	Transfer (Regular)	0.00	42,350.00	
WARR	Warrants	45,200.00	0.00	
				-150.00
HEG0800	HE Osteopathy Scholarships			0.00
RXFR	Transfer (Regular)	0.00	36,750.00	
WARR	Warrants	36,700.00	0.00	
				-50.00
HEG7021	HE Student Assistance Grant			0.00
RCPT	Receipt	0.00	811.00	
				-811.00
HEG7022	HE Teacher Retraining			-942,200.22
RCPT	Receipt	0.00	10,674.89	
RXFR	Transfer (Regular)	0.00	1,511,600.00	
WARR	Warrants	2,139,928.74	0.00	
				-324,546.37
HEG7024	HE National Guard Tuition			-38,481.80
RCPT	Receipt	0.00	11,027.00	
RXFR	Transfer (Regular)	0.00	1,387,500.00	
WARR	Warrants	1,411,157.00	0.00	
				-25,851.80
HEG7025	HE Tuition Adjustment			0.00
RXFR	Transfer (Regular)	350,000.00	350,000.00	
				0.00
HEG7026	High Ed-Math Sci Ln Tcher-(70			-33,081.11
RCPT	Receipt	0.00	5,962.92	
				-39,044.03
HEG7028	HE Junior/Senior Minority			-10,429.82
RCPT	Receipt	0.00	12,833.82	
				-23,263.64
HEG7029	HE AR Geo Minority Teacher			-387.37
RXFR	Transfer (Regular)	0.00	97,250.00	
WARR	Warrants	97,500.00	0.00	
				-137.37
HEG7030	HE POW/MIA Depend Scholar			-2,895.70
RCPT	Receipt	0.00	10,393.20	
RXFR	Transfer (Regular)	0.00	778,600.00	
WARR	Warrants	781,735.35	0.00	
				-10,153.55
HEG7031	HE SEC Effort Scholar			-9,790.00
RCPT	Receipt	0.00	500.00	
				-10,290.00
HEG7032	He-Sreb Minority Doctoral Sch			-175,000.00
RXFR	Transfer (Regular)	0.00	200,000.00	
WARR	Warrants	375,000.00	0.00	
				0.00
HEG7033	HE Minority Masters Scholar			-10,234.22
RCPT	Receipt	0.00	19,836.18	
				-30,070.40
HEG7034	HE Dependents Law Enforcem			-6,698.28
RXFR	Transfer (Regular)	0.00	274,250.00	

Fund Transaction by Type

Start Date:7/1/15 End Date:6/30/16

Fund	Fund Description	Beginning Balance		Ending Balance
Type	Type Description	Debits	Credits	
WARR	Warrants	272,535.74	0.00	
				-8,412.54
HEG7036	HE Academic Challenge	-1,208.59		
RXFR	Transfer (Regular)	0.00	20,000,000.00	
WARR	Warrants	20,000,000.00	0.00	
				-1,208.59
HEG7037	HE Governors Scholar Prog	-4,523.14		
RCPT	Receipt	0.00	12,415.00	
RXFR	Transfer (Regular)	0.00	14,672,750.00	
WARR	Warrants	14,687,286.10	0.00	
				-2,402.04
HEG7038	HE Workforce Improvement	-30,663.34		
RCPT	Receipt	0.00	90,464.00	
RXFR	Transfer (Regular)	0.00	2,811,500.00	
WARR	Warrants	2,932,475.18	0.00	
				-152.16
HEG7039	ADHE Targeted Teacher Dev (I	-163,286.53		
RCPT	Receipt	0.00	145,989.73	
RXFR	Transfer (Regular)	163,000.00	0.00	
				-146,276.26
HEG7040	HE SURF § 19-5-302(11)	-26,286.25		
RCPT	Receipt	0.00	26,127.64	
RXFR	Transfer (Regular)	0.00	120,000.00	
WARR	Warrants	148,445.00	0.00	
				-23,968.89
HEG7042	HE Opportunities Act 1229/07	-4,758.69		
RCPT	Receipt	0.00	14,288.00	
RXFR	Transfer (Regular)	0.00	5,611,000.00	
WARR	Warrants	5,624,841.00	0.00	
				-5,205.69
HEG7043	Washington Ctr Scholar Act 1:	0.00		
RXFR	Transfer (Regular)	0.00	110,000.00	
WARR	Warrants	110,000.00	0.00	
				0.00
HEG7044	ADHE WEB BASED APP (0700	-86.80		
RXFR	Transfer (Regular)	0.00	368,000.00	
WARR	Warrants	367,903.10	0.00	
				-183.70
HEG7045	Single Parent Schol 1116/09	0.00		
RXFR	Transfer (Regular)	0.00	175,000.00	
WARR	Warrants	175,000.00	0.00	
				0.00
HEG7047	Scholarship Adm 1116/09	-5,458.04		
RCPT	Receipt	0.00	498,486.00	
RXFR	Transfer (Regular)	489,133.30	400,000.00	
WARR	Warrants	127,383.25	0.00	
				-287,427.49
HEG7048	ADHE-State Teacher ED (0700)	-1,119,288.56		
RCPT	Receipt	0.00	57,446.13	
RXFR	Transfer (Regular)	0.00	1,040,250.00	
WARR	Warrants	2,169,092.17	0.00	

Fund Transaction by Type

Start Date:7/1/15 End Date:6/30/16

Fund	Fund Description	Beginning Balance		Ending Balance
Type	Type Description	Debits	Credits	
				-47,892.52
HGA0000	Parks & Tourism			0.00
AXFR	Advance Transfer	0.00	13,078,326.35	
GDIS	Distribution (General Fund)	0.00	10,157,067.65	
RXFR	Transfer (Regular)	26,855,382.55	3,619,988.55	
				0.00
HGA0100	Parks & Tourism			-38,229.80
RCPT	Receipt	0.00	815.70	
RXFR	Transfer (Regular)	18,665,170.24	21,875,243.05	
WARR	Warrants	3,199,531.13	0.00	
				-49,587.18
HGA0200	Parks & Tourism History Comi			-11,759.35
RCPT	Receipt	0.00	1,561.75	
RXFR	Transfer (Regular)	1,084,860.96	1,783,623.55	
WARR	Warrants	658,306.29	0.00	
				-53,777.40
HLP0101	Livestock & Poultry § 19-5-302			-2,000.00
RXFR	Transfer (Regular)	2,000.00	17,179.36	
WARR	Warrants	14,621.81	0.00	
				-2,557.55
HMA0000	Dept Environmental Quality			0.00
AXFR	Advance Transfer	0.00	207,403.64	
GDIS	Distribution (General Fund)	0.00	4,044,774.36	
RXFR	Transfer (Regular)	4,252,178.00	0.00	
				0.00
HMA0100	Dept Environmental Quality			-807,822.22
RCPT	Receipt	0.00	88,326.01	
RXFR	Transfer (Regular)	3,708,596.36	4,252,752.86	
WARR	Warrants	654,420.40	0.00	
				-785,884.33
HMA0200	ADEQ G&F (930)			-403,015.39
RCPT	Receipt	0.00	340,000.00	
RXFR	Transfer (Regular)	184,553.28	0.00	
WARR	Warrants	35,696.40	0.00	
				-522,765.71
HMD0000	State Military Dept			-9,529.72
AXFR	Advance Transfer	199,000.00	4,782,858.21	
GDIS	Distribution (General Fund)	0.00	4,843,843.79	
RXFR	Transfer (Regular)	12,387,297.15	2,960,111.04	
				-10,045.61
HMD0100	State Military Dept			-110,952.97
RCPT	Receipt	0.00	183,591.47	
RXFR	Transfer (Regular)	3,236,743.45	6,111,564.37	
WARR	Warrants	3,058,261.31	0.00	
				-111,104.05
HMD0200	State Military Dept CSTP			-5,330.23
RCPT	Receipt	0.00	337.02	
RXFR	Transfer (Regular)	2,394,657.68	3,548,832.84	
WARR	Warrants	1,000,515.79	0.00	
				-159,326.62
HMD0300	State Military Dept YCP			-116,500.11

Fund Transaction by Type

Start Date:7/1/15 End Date:6/30/16

Fund	Fund Description	Beginning Balance		Ending Balance
Type	Type Description	Debits	Credits	
RCPT	Receipt	0.00	2,014,474.26	
RXFR	Transfer (Regular)	1,684,721.78	844,459.60	
WARR	Warrants	1,047,799.20	0.00	
				-242,912.99
HMD0400	State Military Dept NGCallup	-10,314.37		
RCPT	Receipt	0.00	7,576.64	
RXFR	Transfer (Regular)	179,729.87	279,329.31	
WARR	Warrants	83,002.80	0.00	
				-34,487.65
HOA0000	Dept Economic Development	-1,312,679.00		
AXFR	Advance Transfer	0.00	520,459.53	
GDIS	Distribution (General Fund)	0.00	10,149,972.47	
RXFR	Transfer (Regular)	12,004,880.15	542,228.68	
				-520,459.53
HOA0100	Dept Economic Development	-13,889,979.68		
RCPT	Receipt	0.00	7,339.31	
RXFR	Transfer (Regular)	18,833,947.11	11,486,552.29	
WARR	Warrants	4,094,454.52	0.00	
				-2,455,469.65
HQA0000	Higher Education	0.00		
AXFR	Advance Transfer	0.00	165,798.04	
GDIS	Distribution (General Fund)	0.00	3,233,383.96	
RXFR	Transfer (Regular)	3,234,825.76	1,441.80	
				-165,798.04
HQA0100	Higher Education	-739,794.77		
RCPT	Receipt	0.00	3,198.92	
RXFR	Transfer (Regular)	2,848,931.63	3,737,778.10	
WARR	Warrants	1,218,581.85	0.00	
				-413,258.31
HQA0300	HE Recruitment Coordinator	0.00		
RXFR	Transfer (Regular)	59,970.66	60,000.00	
WARR	Warrants	7.29	0.00	
				-22.05
HQA0400	ADHE NonRevenue (0700)	-1,322,419.34		
RCPT	Receipt	0.00	76,400.00	
RXFR	Transfer (Regular)	500,000.00	678,538.05	
				-1,577,357.39
HRA0000	Dept AR Heritage	-59,602.00		
AXFR	Advance Transfer	0.00	3,252,348.22	
GDIS	Distribution (General Fund)	0.00	3,356,416.78	
RXFR	Transfer (Regular)	6,665,218.41	245,016.41	
				-248,165.00
HRA0101	DAH Central	-18,791.94		
RXFR	Transfer (Regular)	1,158,126.49	1,414,560.82	
WARR	Warrants	263,336.31	0.00	
				-11,889.96
HRA0201	DAH AAC General Revenue	-3,385.64		
RXFR	Transfer (Regular)	412,001.48	771,595.14	
WARR	Warrants	356,974.77	0.00	
				-6,004.53
HRA0301	DAH Old State House	-3,473.86		

Fund Transaction by Type

Start Date:7/1/15 End Date:6/30/16

Fund	Fund Description	Beginning Balance		Ending Balance
Type	Type Description	Debits	Credits	
RXFR	Transfer (Regular)	943,745.15	1,209,145.87	
WARR	Warrants	264,502.16	0.00	
				-4,372.42
HRA0401	DAH Natural Heritage	-1,105.85		
RXFR	Transfer (Regular)	429,353.58	567,186.12	
WARR	Warrants	137,490.49	0.00	
				-1,447.90
HRA0403	DAH-NHC Gas Royalties (0880	-1,612,544.51		
RCPT	Receipt	0.00	351,572.37	
RXFR	Transfer (Regular)	45,103.14	0.00	
SDIS	Distribution (Special Fund)	0.00	328,673.71	
SPEC	Special Reversing Entry	339,538.95	0.00	
WARR	Warrants	1,165,719.79	0.00	
				-742,428.71
HRA0501	DAH AR Territorial Capitol	-356.20		
RXFR	Transfer (Regular)	873,288.06	1,119,727.57	
WARR	Warrants	237,430.17	0.00	
				-9,365.54
HRA0801	DAH Delta Cultural Center	-5,507.18		
RXFR	Transfer (Regular)	517,627.33	633,684.47	
WARR	Warrants	100,827.35	0.00	
				-20,736.97
HRA0901	DAH Mosaic Templar Cultural	-21,356.35		
RCPT	Receipt	0.00	855.49	
RXFR	Transfer (Regular)	456,014.96	745,334.72	
WARR	Warrants	287,507.95	0.00	
				-24,023.65
HSA0000	Department of Labor	0.00		
AXFR	Advance Transfer	0.00	2,042,426.77	
GDIS	Distribution (General Fund)	0.00	1,185,128.23	
RXFR	Transfer (Regular)	3,356,508.47	128,953.47	
				0.00
HSA0100	Department of Labor	-43,670.51		
COFF	Checks Charged Off	325.00	0.00	
RCPT	Receipt	0.00	18,925.52	
RXFR	Transfer (Regular)	2,828,855.98	3,602,040.13	
WARR	Warrants	819,784.22	0.00	
				-15,670.96
HSC0000	State Central Services	-31,741,399.54		
CTAX	Claims & Taxes	8,743.64	70.57	
DXFR	Transfer (Deduction)	0.00	186,676,753.62	
RADJ	Receipt Adjustment	2,600.53	453,668.18	
RCPT	Receipt	0.00	17,508,395.95	
RXFR	Transfer (Regular)	299,489,113.82	91,890,107.06	
SDIS	Distribution (Special Fund)	0.00	16,415,090.62	
SPEC	Special Reversing Entry	16,957,735.77	0.00	
				-28,227,291.78
HSC0200	State Central Services House	-4,308.89		
RCPT	Receipt	0.00	510.00	
RXFR	Transfer (Regular)	2,409,264.52	2,725,015.00	
WARR	Warrants	163,180.84	0.00	

Fund Transaction by Type

Start Date:7/1/15 End Date:6/30/16

Fund	Fund Description	Beginning Balance		Ending Balance
Type	Type Description	Debits	Credits	
				-157,388.53
HSC0500	State Central Svcs Senate	-485,312.33		
RCPT	Receipt	0.00	309.20	
RXFR	Transfer (Regular)	1,304,209.13	1,452,209.19	
WARR	Warrants	361,904.56	0.00	
				-271,717.03
HSC0900	St Cent Serv-Legislative Audit	-4,666,646.20		
RCPT	Receipt	0.00	1,708,102.34	
RXFR	Transfer (Regular)	28,876,200.64	31,163,767.44	
WARR	Warrants	3,855,118.88	0.00	
				-4,807,196.46
HSC1100	State Central Svcs Leg Council	-232,688.77		
RCPT	Receipt	0.00	1,644.47	
RXFR	Transfer (Regular)	11,567,612.69	14,637,035.24	
WARR	Warrants	3,039,250.98	0.00	
				-264,504.81
HSC1200	State Central Svcs Leg Council	-90,039.58		
RXFR	Transfer (Regular)	50,305.36	950,000.00	
WARR	Warrants	864,140.26	0.00	
				-125,593.96
HSC1400	State Ctl Svc Gov Mansion Co	-40,789.95		
RCPT	Receipt	0.00	25,036.47	
RXFR	Transfer (Regular)	701,253.28	1,105,682.03	
WARR	Warrants	425,154.16	0.00	
				-45,101.01
HSC1800	State Central Svcs Appeals	-32,618.11		
RCPT	Receipt	0.00	2,600.00	
RXFR	Transfer (Regular)	3,748,166.84	4,570,677.62	
WARR	Warrants	783,459.06	0.00	
				-74,269.83
HSC2300	AOC Judicial	-84,674.88		
RCPT	Receipt	0.00	51,995.15	
RXFR	Transfer (Regular)	6,862,322.24	14,792,251.24	
WARR	Warrants	7,591,921.14	0.00	
				-474,677.89
HSC2800	Prosecuting Coordinator	-54,284.13		
RXFR	Transfer (Regular)	945,515.54	1,110,161.52	
WARR	Warrants	195,601.90	0.00	
				-23,328.21
HSC3001	DFA Revenue Division Operati	-850,591.04		
CTAX	Claims & Taxes	239.57	0.00	
RADJ	Receipt Adjustment	200.00	1,475.03	
RCPT	Receipt	0.00	511,361.62	
RXFR	Transfer (Regular)	67,895,104.87	100,408,629.48	
SDIS	Distribution (Special Fund)	0.00	7,185,102.92	
SPEC	Special Reversing Entry	7,422,626.99	0.00	
WARR	Warrants	31,877,805.38	0.00	
				-1,761,183.28
HSC3200	AR Supreme Court	-131,301.39		
RCPT	Receipt	0.00	4,755.43	
RXFR	Transfer (Regular)	3,756,839.88	4,921,677.60	

Fund Transaction by Type

Start Date:7/1/15 End Date:6/30/16

Fund	Fund Description	Beginning Balance		Ending Balance
Type	Type Description	Debits	Credits	
WARR	Warrants	1,079,475.36	0.00	
				-221,419.18
HSC3400	St Centl Serv-Gov Office-(034)	-60,515.70		
RCPT	Receipt	0.00	5,030.41	
RXFR	Transfer (Regular)	4,429,014.45	5,403,513.88	
WARR	Warrants	769,192.10	0.00	
				-270,853.44
HSC3600	Claims Commission	-46,559.40		
RCPT	Receipt	0.00	1,939.63	
RXFR	Transfer (Regular)	411,730.91	550,001.00	
WARR	Warrants	137,535.60	0.00	
				-49,233.52
HSC3701	PDC Trial Officers	-62,046.51		
RCPT	Receipt	0.00	676.73	
RXFR	Transfer (Regular)	18,825,262.70	20,569,601.54	
WARR	Warrants	1,688,433.03	0.00	
				-118,629.05
HSC3702	PDC User Fees	-1,562,525.01		
COFF	Checks Charged Off	40.00	0.00	
RCPT	Receipt	0.00	2,638,279.02	
RXFR	Transfer (Regular)	1,054,807.16	5,740.88	
SDIS	Distribution (Special Fund)	0.00	19.36	
SPEC	Special Reversing Entry	20.00	0.00	
WARR	Warrants	1,065,599.55	0.00	
				-2,086,097.56
HSC3704	PDC Administration	-144,510.57		
RXFR	Transfer (Regular)	2,049,560.23	2,955,000.00	
WARR	Warrants	989,006.05	0.00	
				-60,944.29
HSC3705	PDC Juvenile Omnibudsmen	-10,453.61		
RXFR	Transfer (Regular)	88,115.35	96,796.00	
WARR	Warrants	5,200.08	0.00	
				-13,934.18
HSC5100	Lt Governors Office	-90,587.16		
RCPT	Receipt	0.00	64.76	
RXFR	Transfer (Regular)	500,004.78	700,240.78	
WARR	Warrants	200,001.82	0.00	
				-90,886.10
HSC5300	Attorney General	-86,585.21		
RCPT	Receipt	0.00	165,118.68	
RXFR	Transfer (Regular)	14,436,303.39	17,997,484.71	
WARR	Warrants	3,707,041.66	0.00	
				-105,843.55
HSC5900	Auditor of the State	-398,362.27		
RCPT	Receipt	0.00	4,920.22	
RXFR	Transfer (Regular)	2,000,273.26	29,771,556.61	
WARR	Warrants	27,365,688.14	0.00	
				-808,877.70
HSC6000	Land Department	-46,413.30		
RCPT	Receipt	0.00	1,722.84	
RXFR	Transfer (Regular)	295,205.61	3,425,000.00	

Fund Transaction by Type

Start Date:7/1/15 End Date:6/30/16

Fund	Fund Description	Beginning Balance		Ending Balance
Type	Type Description	Debits	Credits	
WARR	Warrants	2,964,940.81	0.00	
				-212,989.72
HSC6101	St Cent Serv-DFA Adm Svcs-(6	-116,349.81		
RCPT	Receipt	0.00	22,367.50	
RXFR	Transfer (Regular)	24,860,536.47	31,243,670.61	
WARR	Warrants	5,273,012.10	0.00	
				-1,248,839.35
HSC6102	DFA Management Services IT	-1,711,540.38		
RCPT	Receipt	0.00	479,478.44	
RXFR	Transfer (Regular)	4,100,000.00	27,462,937.44	
WARR	Warrants	24,431,831.64	0.00	
				-1,122,124.62
HSC6199	DFA MCF Balance Transfer	-12,604,856.48		
RXFR	Transfer (Regular)	63,932,483.50	51,327,627.02	
				0.00
HSC6300	Secretary of the State	-376,761.18		
RCPT	Receipt	0.00	447,713.09	
RXFR	Transfer (Regular)	1,030.53	18,348,743.29	
SDIS	Distribution (Special Fund)	0.00	48.40	
SPEC	Special Reversing Entry	50.00	0.00	
WARR	Warrants	16,270,093.71	0.00	
				-2,902,091.72
HSC6900	Treasurer of the State	-137,693.13		
RCPT	Receipt	0.00	6,338.73	
RXFR	Transfer (Regular)	2,931,881.97	5,358,657.84	
WARR	Warrants	2,188,645.84	0.00	
				-382,161.89
HTD0100	Tax Division Fund-Oper	-1,689,839.83		
RXFR	Transfer (Regular)	818,676.86	1,122,997.50	
WARR	Warrants	263,461.37	0.00	
				-1,730,699.10
HUA0000	Miscellaneous Agencies	-3,232,336.39		
AXFR	Advance Transfer	0.00	38,932,567.80	
GDIS	Distribution (General Fund)	0.00	25,509,558.20	
RXFR	Transfer (Regular)	73,215,436.49	8,556,000.67	
				-3,015,026.57
HUA0101	Council State Govts Dues	0.00		
RXFR	Transfer (Regular)	0.00	119,445.00	
WARR	Warrants	119,445.00	0.00	
				0.00
HUA0102	Natl Conf State Legislators	0.00		
RXFR	Transfer (Regular)	0.00	155,538.00	
WARR	Warrants	155,538.00	0.00	
				0.00
HUA0103	Nat'l Center State Courts	0.00		
RXFR	Transfer (Regular)	0.00	130,991.00	
WARR	Warrants	130,991.00	0.00	
				0.00
HUA0104	Nat'l Assoc Budget Officers	0.00		
RXFR	Transfer (Regular)	0.00	18,500.00	
WARR	Warrants	18,500.00	0.00	

Fund Transaction by Type

Start Date:7/1/15 End Date:6/30/16

Fund	Fund Description	Beginning Balance		Ending Balance
Type	Type Description	Debits	Credits	
HUA0106	Nat'l Governors Assoc Center			0.00
RXFR	Transfer (Regular)	0.00	83,800.00	
WARR	Warrants	83,800.00	0.00	
				0.00
HUA0107	Southern States Energy Bd			0.00
RXFR	Transfer (Regular)	0.00	31,027.00	
WARR	Warrants	31,027.00	0.00	
				0.00
HUA0108	Interstate Mining Compact			0.00
RXFR	Transfer (Regular)	0.00	17,170.00	
WARR	Warrants	17,170.00	0.00	
				0.00
HUA0109	Nat'l Conf Insurance Leg			0.00
RXFR	Transfer (Regular)	0.00	10,000.00	
WARR	Warrants	10,000.00	0.00	
				0.00
HUA0110	Nat'l Conf Uniform State Law			0.00
RXFR	Transfer (Regular)	0.00	42,203.00	
WARR	Warrants	42,203.00	0.00	
				0.00
HUA0111	DHS Research Grants			0.00
RXFR	Transfer (Regular)	693,000.00	693,000.00	
				0.00
HUA0112	Prostate Cancer Foundation			-10,848.29
RXFR	Transfer (Regular)	852.20	129,475.35	
SDIS	Distribution (Special Fund)	0.00	124,507.20	
SPEC	Special Reversing Entry	129,475.35	852.20	
WARR	Warrants	123,947.01	0.00	
				-10,848.29
HUA0113	DFA-Ach Intsive Care Nrsy-(62			0.00
RXFR	Transfer (Regular)	1,220,594.00	1,220,594.00	
				0.00
HUA0114	DFA-Low Lvl Radioactv Wst-(6			0.00
RXFR	Transfer (Regular)	0.00	5,000.00	
WARR	Warrants	5,000.00	0.00	
				0.00
HUA0115	Planning/Development Grants			0.00
RXFR	Transfer (Regular)	0.00	360,000.00	
WARR	Warrants	360,000.00	0.00	
				0.00
HUA0116	Interstate Metro Plan			0.00
RXFR	Transfer (Regular)	0.00	90,000.00	
WARR	Warrants	90,000.00	0.00	
				0.00
HUA0118	Intrastate MetroPlan			0.00
RXFR	Transfer (Regular)	0.00	90,000.00	
WARR	Warrants	90,000.00	0.00	
				0.00
HUA0119	Public Defender Central Svc			-25,779.00
				-25,779.00

Fund Transaction by Type

Start Date:7/1/15 End Date:6/30/16

Fund	Fund Description	Beginning Balance		Ending Balance
Type	Type Description	Debits	Credits	
RXFR	Transfer (Regular)	0.00	34,372.00	
WARR	Warrants	60,151.00	0.00	
				0.00
HUA0120	ACH Reproductive Health		0.00	
RXFR	Transfer (Regular)	594,000.00	594,000.00	
				0.00
HUA0121	Criminal Detention Comm		-134.82	
RXFR	Transfer (Regular)	148.68	3,475.07	
WARR	Warrants	3,421.31	0.00	
				-39.90
HUA0122	Nat'l Assoc Attorney General		0.00	
RXFR	Transfer (Regular)	0.00	38,344.00	
WARR	Warrants	38,344.00	0.00	
				0.00
HUA0123	State/Local Legal Center		0.00	
RXFR	Transfer (Regular)	0.00	6,500.00	
WARR	Warrants	6,500.00	0.00	
				0.00
HUA0124	Public Admin Consortium		0.00	
RXFR	Transfer (Regular)	0.00	150,000.00	
WARR	Warrants	150,000.00	0.00	
				0.00
HUA0125	Agri Marketing Grants		0.00	
RXFR	Transfer (Regular)	0.00	375,000.00	
WARR	Warrants	375,000.00	0.00	
				0.00
HUA0126	Innovation/Develop 1499/09		0.00	
RXFR	Transfer (Regular)	274,999.00	274,999.00	
				0.00
HUA0127	Museum of Discovery		0.00	
RXFR	Transfer (Regular)	0.00	50,000.00	
WARR	Warrants	50,000.00	0.00	
				0.00
HUA0128	ACH Burn Ctr Act 1290/07		0.00	
RXFR	Transfer (Regular)	990,000.00	990,000.00	
				0.00
HUA0129	Juvenile Offenders Transport		-5,554.72	
RXFR	Transfer (Regular)	0.00	138,116.97	
WARR	Warrants	134,302.49	0.00	
				-9,369.20
HUA0130	UAMS Child A/R/DV		-1,377.28	
RXFR	Transfer (Regular)	0.00	63,117.00	
WARR	Warrants	59,970.31	0.00	
				-4,523.97
HUA0131	UAMS Child Welfare Restruct		-7,944.73	
RXFR	Transfer (Regular)	0.00	271,604.00	
WARR	Warrants	279,548.73	0.00	
				0.00
HUA0132	Assoc General Contractors		0.00	
RXFR	Transfer (Regular)	0.00	10,000.00	

Fund Transaction by Type

Start Date:7/1/15 End Date:6/30/16

Fund	Fund Description	Beginning Balance		Ending Balance
Type	Type Description	Debits	Credits	
WARR	Warrants	10,000.00	0.00	0.00
HUA0134	The Energy Council		0.00	
RXFR	Transfer (Regular)	0.00	38,400.00	
WARR	Warrants	38,400.00	0.00	0.00
HUA0136	Fire Prevention Commission		-3,595.75	
RXFR	Transfer (Regular)	433.29	24,593.81	
WARR	Warrants	27,356.27	0.00	-400.00
HUA0137	AR Wine Producers Council		0.00	
RXFR	Transfer (Regular)	0.00	10,000.00	
WARR	Warrants	5,000.00	0.00	-5,000.00
HUA0138	Delta Regional Authority		0.00	
RXFR	Transfer (Regular)	0.00	211,914.10	
WARR	Warrants	211,914.10	0.00	0.00
HUA0142	S Reg Ed Board Dues		0.00	
RXFR	Transfer (Regular)	0.00	204,453.00	
WARR	Warrants	204,453.00	0.00	0.00
HUA0143	Multistate Tax Commission		0.00	
RXFR	Transfer (Regular)	0.00	268,926.00	
WARR	Warrants	268,926.00	0.00	0.00
HUA0144	Federation Tax Administrator		0.00	
RXFR	Transfer (Regular)	16,908.00	16,908.00	0.00
HUA0146	Assoc Racing Commissioners		0.00	
RXFR	Transfer (Regular)	0.00	17,000.00	
WARR	Warrants	17,000.00	0.00	0.00
HUA0229	AR Fair Housing Commission		-4,779.39	
RCPT	Receipt	0.00	235.00	
RXFR	Transfer (Regular)	220,311.16	286,041.70	
WARR	Warrants	54,064.82	0.00	-16,680.11
HUA022F	FHC Fed Reminbursement Proc		-1,131,126.68	
RCPT	Receipt	0.00	1,008,546.98	
RXFR	Transfer (Regular)	267,232.74	477.85	
WARR	Warrants	160,280.73	0.00	-1,712,638.04
HUA0300	Disabled Veteran's Operations		-3,158.49	
RXFR	Transfer (Regular)	25,657.94	33,720.00	
WARR	Warrants	5,910.69	0.00	-5,309.86
HUA0400	Veterans Child Welfare-Oprs-(:		-16,166.84	
RXFR	Transfer (Regular)	124,838.78	162,398.00	
WARR	Warrants	53,489.51	0.00	

Fund Transaction by Type

Start Date:7/1/15 End Date:6/30/16

Fund	Fund Description	Beginning Balance	Ending Balance	
Type	Type Description	Debits	Credits	
				-236.55
HUA0500	War Memorial Stadium Comm	-48,354.58		
RXFR	Transfer (Regular)	491,602.68	888,358.00	
WARR	Warrants	388,898.90	0.00	
				-56,211.00
HUA0600	Waterways Commission Oper:	-3,814.73		
RCPT	Receipt	0.00	48.33	
RXFR	Transfer (Regular)	182,383.96	253,300.56	
WARR	Warrants	59,527.14	0.00	
				-15,252.52
HUA0701	AHTD NOAA	-1,539.42		
RXFR	Transfer (Regular)	1,539.42	4,000.00	
WARR	Warrants	2,853.50	0.00	
				-1,146.50
HUA0702	AHTD Transportation Projects	0.00		
RXFR	Transfer (Regular)	0.00	346,393.00	
WARR	Warrants	346,393.00	0.00	
				0.00
HUA0800	ASTA Operating	-931,167.35		
RXFR	Transfer (Regular)	326,891.32	0.00	
WARR	Warrants	602,376.16	0.00	
				-1,899.87
HUA0801	AEDC-SciTech Oper (790)	0.00		
RCPT	Receipt	0.00	20,498.15	
RXFR	Transfer (Regular)	713,655.75	3,162,425.75	
WARR	Warrants	1,735,029.96	0.00	
				-734,238.19
HUA0900	Elec Comm-Oprs-(232)	-212,437.89		
RXFR	Transfer (Regular)	562,309.61	4,724,616.00	
WARR	Warrants	2,313,557.74	0.00	
				-2,061,186.54
HUA1100	Spinal Cord Commission	-166,556.92		
RCPT	Receipt	0.00	1,846.37	
RXFR	Transfer (Regular)	1,174,637.55	2,348,401.06	
WARR	Warrants	1,084,453.44	0.00	
				-257,713.36
HUA1501	UAMS Rural Med Practice	0.00		
RXFR	Transfer (Regular)	0.00	325,076.00	
WARR	Warrants	325,076.00	0.00	
				0.00
HUA1502	UAMS Rural Nursing Practice	0.00		
RXFR	Transfer (Regular)	0.00	200,000.00	
WARR	Warrants	200,000.00	0.00	
				0.00
HUA1503	UAMS Poison & Drug Info Cen	0.00		
RXFR	Transfer (Regular)	0.00	291,552.00	
WARR	Warrants	291,552.00	0.00	
				0.00
HUA1504	Ctr for Hlth Imp Act 294 '14s22	0.00		
RXFR	Transfer (Regular)	0.00	494,905.00	

Fund Transaction by Type

Start Date:7/1/15 End Date:6/30/16

Fund	Fund Description	Beginning Balance	Ending Balance
Type	Type Description	Debits	Credits
WARR	Warrants	494,905.00	0.00
			0.00
HUA1800	Martin Luther King-Gr-Oprs-(3	-5,605.22	
RXFR	Transfer (Regular)	164,353.52	233,167.00
WARR	Warrants	67,980.19	0.00
			-6,438.51
HUA1900	Minority Health Operating	-35,568.41	
RCPT	Receipt	0.00	2.00
RXFR	Transfer (Regular)	214,459.79	202,424.96
WARR	Warrants	15,583.07	0.00
			-7,952.51
HUA2201	DVA Veterans Services	-37,019.85	
RCPT	Receipt	0.00	108.71
RXFR	Transfer (Regular)	1,594,794.93	2,160,847.53
WARR	Warrants	555,754.60	0.00
			-47,426.56
HUA2202	DVA Veterans Home	-56.00	
RXFR	Transfer (Regular)	56.00	0.00
			0.00
HUA2203	DVA Veterans Cemetery	-3,769.01	
RXFR	Transfer (Regular)	234,162.29	403,462.58
WARR	Warrants	153,769.28	0.00
			-19,300.02
HUA2300	AR Ethics Commission	-60,280.38	
RCPT	Receipt	0.00	72.68
RXFR	Transfer (Regular)	584,783.48	705,097.25
WARR	Warrants	148,292.93	0.00
			-32,373.90
HUA2400	Tobacco Control Board-Oprs-(-93,000.94	
RADJ	Receipt Adjustment	4,275.00	0.00
RCPT	Receipt	0.00	1,877.77
RXFR	Transfer (Regular)	571,390.50	834,706.90
WARR	Warrants	258,024.79	0.00
			-95,895.32
HUA2500	Department of Rural Services	-30,235.17	
RXFR	Transfer (Regular)	13,682.89	0.00
WARR	Warrants	16,552.28	0.00
			0.00
HUA2501	Gen Improvement AdminFee (I	-27,374.47	
RXFR	Transfer (Regular)	26,900.28	0.00
WARR	Warrants	474.19	0.00
			0.00
HUA2502	AEDC-Rural Srvs Div (790)	0.00	
RCPT	Receipt	0.00	140.08
RXFR	Transfer (Regular)	166,405.29	919,594.65
WARR	Warrants	574,986.07	0.00
			-178,343.37
HUA2503	AEDC-RS-GIF Admn Fee (790)	0.00	
RXFR	Transfer (Regular)	0.00	53,750.28
WARR	Warrants	1,306.06	0.00
			-52,444.22

Fund Transaction by Type

Start Date:7/1/15 End Date:6/30/16

Fund	Fund Description	Beginning Balance	Ending Balance	
Type	Type Description	Debits	Credits	
HUA2600	State Building Authority	-124,306.79		
RXFR	Transfer (Regular)	124,241.27	0.00	
				-65.52
HUA2601	DFA Building Auth (615)	0.00		
RXFR	Transfer (Regular)	2,045,034.20	2,615,466.12	
WARR	Warrants	218,682.29	0.00	
				-351,749.63
HUA2700	Capitol Zoning Commission	-6,169.56		
RXFR	Transfer (Regular)	212,655.59	256,878.00	
WARR	Warrants	45,413.89	0.00	
				-4,978.08
HUA2800	Judicial Disc&Disabl Comm (0	-74,761.64		
RCPT	Receipt	0.00	1,025.96	
RXFR	Transfer (Regular)	535,171.32	678,749.11	
WARR	Warrants	179,902.61	0.00	
				-39,462.78
HUA3100	Racing Commission	-173,225.61		
RCPT	Receipt	0.00	4,502.08	
RXFR	Transfer (Regular)	1,251,217.34	1,522,514.05	
WARR	Warrants	308,001.85	0.00	
				-141,022.55
HUA3200	Parole Board	-36,817.11		
RCPT	Receipt	0.00	849.67	
RXFR	Transfer (Regular)	1,768,860.03	2,208,832.34	
WARR	Warrants	452,031.03	0.00	
				-25,608.06
HUA3511	L/P State Show Premium § 19-	0.00		
RXFR	Transfer (Regular)	0.00	118,777.00	
WARR	Warrants	118,777.00	0.00	
				0.00
HUA3512	L/P District Premiums § 19-5-3	0.00		
RXFR	Transfer (Regular)	0.00	142,533.00	
WARR	Warrants	142,533.00	0.00	
				0.00
HUA3513	L/P County Premiums § 19-5-3	-1,716.78		
RXFR	Transfer (Regular)	1,716.78	356,332.00	
WARR	Warrants	355,832.00	0.00	
				-500.00
HUA3514	L/P District Jr Premiums § 19-4	0.00		
RXFR	Transfer (Regular)	0.00	28,140.00	
WARR	Warrants	28,140.00	0.00	
				0.00
HUA3515	L/P ARSHS Rodeo Assoc § 19-	0.00		
RXFR	Transfer (Regular)	0.00	19,796.00	
WARR	Warrants	19,796.00	0.00	
				0.00
HUA3516	L/P 4 State Premiums § 19-5-3	0.00		
RXFR	Transfer (Regular)	0.00	23,755.00	
WARR	Warrants	23,755.00	0.00	
				0.00

Fund Transaction by Type

Start Date:7/1/15

End Date:6/30/16

Fund	Fund Description	Beginning Balance		Ending Balance
Type	Type Description	Debits	Credits	
HUA3517	L/P FFA Club Reimb § 19-5-30:		0.00	
RXFR	Transfer (Regular)	0.00	19,796.00	
WARR	Warrants	19,796.00	0.00	0.00
HUA3518	L/P Miss AR Rodeo § 19-5-302		0.00	
RXFR	Transfer (Regular)	0.00	347.00	
WARR	Warrants	347.00	0.00	0.00
HUA3519	L/P 4H Club § 19-5-302(9)		0.00	
RXFR	Transfer (Regular)	0.00	19,796.00	
WARR	Warrants	19,796.00	0.00	0.00
HUA3700	ACL CLEST		-48,827.75	
RCPT	Receipt	0.00	11,132.21	
RXFR	Transfer (Regular)	2,146,083.28	3,278,965.28	
WARR	Warrants	1,133,597.94	0.00	-59,244.02
HUA3701	911 Training & Ed §19-5-302(9)		-52,837.14	
RCPT	Receipt	0.00	200,000.00	
RXFR	Transfer (Regular)	62,610.83	0.00	
WARR	Warrants	90,080.92	0.00	-100,145.39
HUA3800	ACL GR Operations		-325,910.89	
RCPT	Receipt	0.00	1,687,989.92	
RXFR	Transfer (Regular)	8,114,057.51	9,177,346.25	
SDIS	Distribution (Special Fund)	0.00	1,603,492.89	
SPEC	Special Reversing Entry	1,656,500.93	0.00	
WARR	Warrants	2,601,618.40	0.00	-422,563.11
HUA4000	ADEM		-1,945.16	
RXFR	Transfer (Regular)	77.41	1,798.65	-3,666.40
HUA4024	EMP General Revenue (0995)		-66,908.00	
RXFR	Transfer (Regular)	1,948,795.00	1,881,887.00	0.00
HUA4029	EmerMgmt Per GRT (0995)		-14,051.73	
RCPT	Receipt	0.00	25,996.04	
RXFR	Transfer (Regular)	91,223.91	81,423.71	
WARR	Warrants	30,226.14	0.00	-21.43
HUA4032	EMPG Gen Fund 14 (0995)		-110,943.91	
COFF	Checks Charged Off	1,176.11	0.00	
RCPT	Receipt	0.00	1,730,593.52	
RXFR	Transfer (Regular)	2,937,181.64	1,948,343.51	
WARR	Warrants	773,063.20	0.00	-78,459.99
HUA4060	ADEM Homeland Security GR		-7,589.88	
RXFR	Transfer (Regular)	32,771.36	86,356.18	
WARR	Warrants	59,459.04	0.00	-1,715.66
HUA4080	ADEM 100% State M&R		-1,598.98	

Fund Transaction by Type

Start Date:7/1/15 End Date:6/30/16

Fund	Fund Description	Beginning Balance		Ending Balance
Type	Type Description	Debits	Credits	
RXFR	Transfer (Regular)	0.00	279.12	
WARR	Warrants	1,634.25	0.00	
				-243.85
HUA4100	ABC Administration	-1,058.27		
RCPT	Receipt	0.00	1,328.45	
RXFR	Transfer (Regular)	655,446.73	855,777.00	
WARR	Warrants	144,526.68	0.00	
				-58,190.31
HUA4200	ABC Enforcement	-41,024.65		
RCPT	Receipt	0.00	311.68	
RXFR	Transfer (Regular)	1,025,953.99	1,400,606.72	
WARR	Warrants	341,588.56	0.00	
				-74,400.50
HUA4400	Geology Department	-93,534.20		
RCPT	Receipt	0.00	685.22	
RXFR	Transfer (Regular)	1,518,179.90	1,967,869.84	
WARR	Warrants	488,707.56	0.00	
				-55,201.80
HUA4700	HUA-Assmt Coord Dept	-2,704,042.88		
RCPT	Receipt	0.00	1,802.10	
RXFR	Transfer (Regular)	2,795,033.61	3,510,713.77	
WARR	Warrants	1,089,297.68	0.00	
				-2,332,227.46
HUA4800	ASWCC General Revenue	-746,918.52		
RCPT	Receipt	0.00	845.44	
RXFR	Transfer (Regular)	2,484,004.39	6,467,755.48	
WARR	Warrants	4,631,890.09	0.00	
				-99,624.96
HUA5000	Ins Dept PECD Administration	-12,286.79		
RCPT	Receipt	0.00	1,512.44	
RXFR	Transfer (Regular)	3,030,189.68	3,358,948.56	
WARR	Warrants	329,188.98	0.00	
				-13,369.13
HUA5100	OMIG-State (0035)	0.00		
RCPT	Receipt	0.00	318.74	
RXFR	Transfer (Regular)	731,317.06	1,412,106.88	
WARR	Warrants	200,268.23	0.00	
				-480,840.33
HUA6100	DFA DLEP Grants	-356,497.46		
RXFR	Transfer (Regular)	356,497.46	155,536.00	
				-155,536.00
HUA6101	DFA DLEP Grants	-509,204.40		
RXFR	Transfer (Regular)	559,196.19	374,371.12	
WARR	Warrants	314,672.27	0.00	
				-9,707.06
HUA6501	Health Services Operating	-295,296.98		
RCPT	Receipt	0.00	55,396.51	
RXFR	Transfer (Regular)	349,265.49	276,906.52	
WARR	Warrants	102,329.63	0.00	
				-176,004.89
HUA6510	HSPA DDPC 02	-833.38		

Fund Transaction by Type

Start Date:7/1/15 End Date:6/30/16

Fund	Fund Description	Beginning Balance		Ending Balance
Type	Type Description	Debits	Credits	
RXFR	Transfer (Regular)	48,909.40	56,831.31	
WARR	Warrants	322.54	0.00	
				-8,432.75
HUA7001	AR Geographic Info 296/09	-6,046.69		
RCPT	Receipt	0.00	8,369.53	
RXFR	Transfer (Regular)	787,179.50	1,254,874.91	
WARR	Warrants	396,218.15	0.00	
				-85,893.48
HUA7100	OHIT State Operations	-267,720.09		
RXFR	Transfer (Regular)	637,997.73	1,755,383.97	
WARR	Warrants	1,021,018.36	0.00	
				-364,087.97
HUA9303	ADEQ Commission Expenses	-30.24		
RXFR	Transfer (Regular)	0.00	3,936.00	
WARR	Warrants	3,936.00	0.00	
				-30.24
HUA9700	National Guard Museum	-5,171.33		
RXFR	Transfer (Regular)	53,386.46	89,077.13	
WARR	Warrants	35,351.86	0.00	
				-5,510.14
HUA9800	Sentencing Commission	-4,534.66		
RXFR	Transfer (Regular)	491,114.38	661,089.38	
WARR	Warrants	157,036.65	0.00	
				-17,473.01
JAA0000	Public School Fund	-8,483,740.27		
AXFR	Advance Transfer	0.00	281,787,990.00	
GDIS	Distribution (General Fund)	0.00	1,846,015,790.00	
RCPT	Receipt	0.00	902,359.05	
RXFR	Transfer (Regular)	2,558,885,033.79	464,818,249.03	
				-43,123,094.56
JAA0200	Public School Education	0.00		
RXFR	Transfer (Regular)	214,164,472.80	214,164,472.80	
				0.00
JAA0400	Public Sch-2dq Empl Blnkt Prq	0.00		
RXFR	Transfer (Regular)	104,020.00	104,020.00	
				0.00
JAA1001	PSF-Sae	-16,647,202.01		
RCPT	Receipt	0.00	1,954,124.00	
RXFR	Transfer (Regular)	0.00	2,003,687,884.24	
WARR	Warrants	2,005,353,454.00	0.00	
				-16,935,756.25
JAA1002	PSF-Misc Programs-(500)	-28,473,294.25		
RCPT	Receipt	0.00	4,651,182.62	
RXFR	Transfer (Regular)	24,810,256.02	576,790,046.15	
WARR	Warrants	565,155,876.33	0.00	
				-19,948,390.67
JAA1004	AR Public School Computer N	-2,627,394.61		
RCPT	Receipt	0.00	5,299.00	
RXFR	Transfer (Regular)	2,771,046.51	19,508,080.85	
WARR	Warrants	16,592,156.05	0.00	
				-2,777,571.90

Fund Transaction by Type

Start Date:7/1/15 End Date:6/30/16

Fund	Fund Description	Beginning Balance		Ending Balance
Type	Type Description	Debits	Credits	
JAA1005	PSF-Crt Ordered Deseg-(500)	-4,479.00		
LCRT	General Letter of Cert	0.00	65,794,267.00	
RXFR	Transfer (Regular)	4,479.00	0.00	
WARR	Warrants	65,794,267.00	0.00	0.00
JAA1006	Public School Teachers Salary	-161,122.29		
RXFR	Transfer (Regular)	1,416,823.02	1,442,585.99	
SDIS	Distribution (Special Fund)	0.00	1,390,480.42	
SPEC	Special Reversing Entry	1,442,585.99	6,139.27	-140,918.96
JAA1009	ADE Education Renewal Zone:	-1,181,779.48		
RXFR	Transfer (Regular)	164,981.07	1,500,082.40	
WARR	Warrants	1,051,784.27	0.00	-1,465,096.54
JAA1011	PS AR Better Chance	-4,004,848.58		
RCPT	Receipt	0.00	2,916.00	
RXFR	Transfer (Regular)	8,265,211.68	118,566,500.00	
WARR	Warrants	113,259,878.79	0.00	-1,049,174.11
JAA1013	98% URT Coll Adj Act 229/07 S	-783,984.00		
RXFR	Transfer (Regular)	0.00	18,812,533.00	
WARR	Warrants	19,596,517.00	0.00	0.00
JAA1014	ERATE Credits - DIS (0500)	0.00		
RCPT	Receipt	0.00	880,639.25	
RXFR	Transfer (Regular)	530,072.28	0.00	-350,566.97
JAA1017	Broadband FacMatchGr (0500)	-995,363.65		
RCPT	Receipt	0.00	23,471.60	-1,018,835.25
JAA1018	OE Charter Fac (0500)	0.00		
RXFR	Transfer (Regular)	0.00	5,000,000.00	
WARR	Warrants	4,583,328.00	0.00	-416,672.00
JSL0000	State Library	-227,157.42		
AXFR	Advance Transfer	0.00	1,162,413.58	
GDIS	Distribution (General Fund)	0.00	3,479,505.42	
RXFR	Transfer (Regular)	310,621.17	310,621.17	
WARR	Warrants	4,775,764.00	0.00	-93,312.42
JWE0000	Public Sch-Career Ed	0.00		
AXFR	Advance Transfer	0.00	1,559,093.84	
GDIS	Distribution (General Fund)	0.00	30,405,361.16	
RXFR	Transfer (Regular)	32,051,123.00	86,668.00	0.00
JWE0200	PSF for AR Works	-242,709.75		
RCPT	Receipt	0.00	4.94	
RXFR	Transfer (Regular)	38,699.57	2.11	
WARR	Warrants	173,361.27	0.00	-30,655.96
JWE0300	Public Sch-Workforce Ed	-1,190,163.91		

Fund Transaction by Type

Start Date:7/1/15 End Date:6/30/16

Fund	Fund Description	Beginning Balance		Ending Balance
Type	Type Description	Debits	Credits	
RCPT	Receipt	0.00	164,319.08	
RXFR	Transfer (Regular)	1,224,287.40	21,061,791.35	
WARR	Warrants	18,301,842.45	0.00	
				-2,890,144.49
JWE0500	Public Sch-Workforce Ed	-2,183,462.19		
RCPT	Receipt	0.00	4,556.96	
RXFR	Transfer (Regular)	43,334.00	23,294,678.11	
WARR	Warrants	23,668,579.38	0.00	
				-1,770,783.88
KBH5604	82nd Proj-1CM Dig Network	-99,904.00		
RXFR	Transfer (Regular)	3,617.60	235.84	
WARR	Warrants	23,987.75	0.00	
				-72,534.49
KBH9702	82nd Prj-2AT Cp Robns Army	-188,629.40		
WARR	Warrants	188,629.40	0.00	
				0.00
KBJ5601	83rd Ses Proj-4bj Satellite Bd	-89,190.87		
RXFR	Transfer (Regular)	4,421.51	86.25	
WARR	Warrants	11,307.89	0.00	
				-73,547.72
KBJ9701	83rd Ses Proj-4eq Armories R	-117.80		
WARR	Warrants	117.80	0.00	
				0.00
KBK0000	84th Session Legislative	0.00		
RXFR	Transfer (Regular)	47,288.42	47,288.42	
				0.00
KBK5161	AETN General Network	-26,971.29		
RXFR	Transfer (Regular)	26,971.29	0.00	
				0.00
KBK66YY	Oppenheimer Rep	0.00		
RCPT	Receipt	0.00	20,317.13	
RXFR	Transfer (Regular)	20,317.13	0.00	
				0.00
KBL92VW	Armories	-123,632.00		
WARR	Warrants	123,632.00	0.00	
				0.00
KBM0000	86th Legislative GIF §19-5-100	0.00		
RXFR	Transfer (Regular)	12,775.44	12,775.44	
				0.00
KBM048C	AR Firefighters Mem	-4,948.00		
WARR	Warrants	4,948.00	0.00	
				0.00
KBM148E	Lignite Study	-32,193.67		
WARR	Warrants	32,193.67	0.00	
				0.00
KBM152Q	Regional Econ Dev	-12.50		
RXFR	Transfer (Regular)	12.50	0.00	
				0.00
KBM440G	Annual Festivals	-1.00		
RXFR	Transfer (Regular)	1.00	0.00	

Fund Transaction by Type

Start Date:7/1/15 End Date:6/30/16

Fund	Fund Description	Beginning Balance		Ending Balance
Type	Type Description	Debits	Credits	
				0.00
KBM647Y	Career Ctr Bauxite	-16,954.47		
WARR	Warrants	16,954.47	0.00	0.00
KBM751Z	City/County Grants	-1,171,527.52		
WARR	Warrants	218,614.00	0.00	-952,913.52
KBM752H	Constr/Maint	-98,623.32		
RXFR	Transfer (Regular)	200,746.94	102,123.94	-0.32
KBMB53V	ADA Requirements	-169,472.92		
RXFR	Transfer (Regular)	2,175.12	0.00	
WARR	Warrants	108,170.73	0.00	-59,127.07
KBME44L	Fire Depts	-13,372.22		
RXFR	Transfer (Regular)	12,761.94	0.00	
WARR	Warrants	610.28	0.00	0.00
KBN0000	87th Legislative GIF 1443/09	0.00		
RXFR	Transfer (Regular)	47,860.94	47,860.94	0.00
KBN162L	County Hospitals 1443/09	-2,000.00		
RXFR	Transfer (Regular)	2,000.00	0.00	0.00
KBN170E	Clinton School Opr87 1443/09	-654.25		
RXFR	Transfer (Regular)	654.25	0.00	0.00
KBN171Q	NatRes ResrchCntr-87 1443/09	-67,498.29		
WARR	Warrants	67,498.29	0.00	0.00
KBN378P	ABA-VariousProj-87 1443/09	-374,849.27		
RXFR	Transfer (Regular)	374,849.27	0.00	0.00
KBN478M	Dairy Stabilz Prog87 1443/09	-9.16		
RXFR	Transfer (Regular)	9.16	0.00	0.00
KBN566Q	SchBus Safety Eq87 1443/09	-35,934.31		
RXFR	Transfer (Regular)	35,934.31	0.00	0.00
KBN579L	AR Sch Recog Prg-87 1443/09	-28,383.00		
WARR	Warrants	28,383.00	0.00	0.00
KBN581U	GR Reclaimed (0552)	-5,803.20		
WARR	Warrants	5,803.06	0.00	-0.14
KBN581V	GR Reclaimed (0582)	-399.47		
RXFR	Transfer (Regular)	399.47	0.00	0.00
KBN669Q	AR Fallen Fire Mem87 1443/09	-50,000.00		
WARR	Warrants	1,131.98	0.00	0.00

Fund Transaction by Type

Start Date:7/1/15 End Date:6/30/16

Fund	Fund Description	Beginning Balance		Ending Balance
Type	Type Description	Debits	Credits	
				-48,868.02
KBN6T83	DFA-BA-VariousPrj-87 (615)	0.00		
RXFR	Transfer (Regular)	0.00	374,849.27	
WARR	Warrants	48,108.60	0.00	
				-326,740.67
KBN762K	DAS Comm Org Grts-87 1443/0	-500.00		
RXFR	Transfer (Regular)	500.00	0.00	
				0.00
KBN780D	Pub Wrks Proj-87 1443/09	-1,206,840.00		
WARR	Warrants	350,000.00	0.00	
				-856,840.00
KBN878X	StOwnd RealPrp/Fac87 1443/0	-1,365.45		
RXFR	Transfer (Regular)	1,085.45	0.00	
WARR	Warrants	280.00	0.00	
				0.00
KBN967F	Black Hist CmsnExp87 1443/0	-432.55		
RXFR	Transfer (Regular)	432.55	0.00	
				0.00
KBNA62H	Various GIF Grnts-87 1443/09	-3,750.00		
RXFR	Transfer (Regular)	3,750.00	0.00	
				0.00
KBNA68J	Infrastructure Grt87 1443/09	-88,750.00		
WARR	Warrants	61,415.09	0.00	
				-27,334.91
KBNB62H	Various GIF Grnts-87 1443/09	-3,750.00		
RXFR	Transfer (Regular)	3,750.00	0.00	
				0.00
KBP0000	88th Session Leg GIF§19-5-10	0.00		
RXFR	Transfer (Regular)	1,205.70	1,205.70	
				0.00
KBP395B	Natl Science Foundation Matcl	-9,492.54		
RXFR	Transfer (Regular)	9,492.54	0.00	
				0.00
KBP493J	Digital Orthography/Parcel Ma	-344,809.18		
WARR	Warrants	325,271.94	0.00	
				-19,537.24
KBP5F60	GR Reclaimed FY12 (0522)	-5,159.30		
WARR	Warrants	3,100.48	0.00	
				-2,058.82
KBP5F61	GR Reclaimed FY12 (0582)	-5.70		
RXFR	Transfer (Regular)	5.70	0.00	
				0.00
KBP796F	Public Works/Job Training	-1,262,025.82		
WARR	Warrants	238,076.03	0.00	
				-1,023,949.79
KBP796G	Training Incentives	-52,766.34		
RXFR	Transfer (Regular)	1,200.00	600.00	
WARR	Warrants	48,166.34	0.00	
				-4,000.00
KBP7T91	African Amer Cemeter (790)	0.00		

Fund Transaction by Type

Start Date:7/1/15 End Date:6/30/16

Fund	Fund Description	Beginning Balance		Ending Balance
Type	Type Description	Debits	Credits	
RXFR	Transfer (Regular)	0.00	9,857.00	-9,857.00
KBP7U15	AEDC-Sci/Tech NSF (790)	0.00		
RXFR	Transfer (Regular)	0.00	9,492.54	-9,492.54
KBP996A	Realty Improvements	-3,222,893.53		
WARR	Warrants	58,502.87	0.00	-3,164,390.66
KBPB89V	African American Cemeteries	-9,857.00		
RXFR	Transfer (Regular)	9,857.00	0.00	0.00
KBQ0000	89th Session GIF Leg 19-5-100	0.00		
RXFR	Transfer (Regular)	1,555,589.42	1,555,589.42	0.00
KBQ1G31	ASU Human/Social Sciences E	-4,000,000.00		
WARR	Warrants	3,790,619.85	0.00	-209,380.15
KBQ1H58	NWACC Deferred Maintenance	-50,000.00		
WARR	Warrants	48,588.96	0.00	-1,411.04
KBQ1I34	SAU Deferred Maintenance	-602,824.46		
WARR	Warrants	567,820.42	0.00	-35,004.04
KBQ1I65	UAF Nanoscale Sci/Engineerir	-2,774,142.03		
WARR	Warrants	773,101.00	0.00	-2,001,041.03
KBQ1I77	UALR Infrastructure/Maintena	-41,002.91		
WARR	Warrants	40,999.95	0.00	-2.96
KBQ1I80	UALR Nanotechnology Cter	-433,769.30		
WARR	Warrants	260,492.79	0.00	-173,276.51
KBQ1I91	UAPB Campus Renovations/R	-200,000.00		
WARR	Warrants	200,000.00	0.00	0.00
KBQ1J04	ASU Const/Maint/Library	-915,457.69		
WARR	Warrants	915,457.69	0.00	0.00
KBQ1J05	UA Const/Maint/Library	-275,228.44		
WARR	Warrants	275,228.44	0.00	0.00
KBQ1J06	UALR Const/Maint/Library	-899,532.91		
WARR	Warrants	616,149.28	0.00	-283,383.63
KBQ1J08	UAFS Const/Maint/Library	-405,197.03		
WARR	Warrants	371,509.73	0.00	-33,687.30
KBQ1J12	UAM Const/Maint/Library	-254,583.47		
WARR	Warrants	143,917.34	0.00	-110,666.13

Fund Transaction by Type

Start Date:7/1/15 End Date:6/30/16

Fund	Fund Description	Beginning Balance		Ending Balance
Type	Type Description	Debits	Credits	
KBQ1J14	NWACC Const/Maint/Library	-24,259.14		
WARR	Warrants	19,919.43	0.00	-4,339.71
KBQ1J18	ANC Const/Maint/Equip/Librar	-250,000.00		
WARR	Warrants	250,000.00	0.00	0.00
KBQ1J32	UACCH Const/Maint/Library	-1,004,596.15		
WARR	Warrants	833,698.18	0.00	-170,897.97
KBQ1J34	PCCUA Const/Maint/Library	-162,322.40		
RXFR	Transfer (Regular)	162,322.40	0.00	0.00
KBQ1J57	ANC Const/Maint/Equip/Librar	-175,000.00		
WARR	Warrants	175,000.00	0.00	0.00
KBQ1J64	ASUN MAked Tree Grounds	-100,734.23		
RXFR	Transfer (Regular)	100,734.23	0.00	0.00
KBQ1L32	UA Criminal Justice Institute	-6,800.53		
WARR	Warrants	6,800.53	0.00	0.00
KBQ1M24	UCA Lewis Science Cter	-128,791.34		
WARR	Warrants	128,791.34	0.00	0.00
KBQ2K80	Rural Svc Boys/Girls Clubs3	-1,999.72		
WARR	Warrants	1,999.72	0.00	0.00
KBQ2K91	Rural Svcs Public Facilities	-5,000.30		
RXFR	Transfer (Regular)	0.30	0.00	
WARR	Warrants	5,000.00	0.00	0.00
KBQ3G05	ABA State Realty Purchases/M	-1,852,453.35		
RXFR	Transfer (Regular)	1,852,453.35	0.00	0.00
KBQ3J38	DVA Purch/Const/Equip Vet H	-6,472,311.61		
WARR	Warrants	6,049,215.44	0.00	-423,096.17
KBQ3J41	A A Housing Trust	-500,000.00		
WARR	Warrants	115,539.00	0.00	-384,461.00
KBQ3K97	DVA Const/Maint/M&O	-28,450.46		
WARR	Warrants	6,076.33	0.00	-22,374.13
KBQ4G04	Agri Realty Disaster Purch/M&	-58,007.57		
WARR	Warrants	13,800.65	0.00	-44,206.92
KBQ4G14	AGIO Statewide PAcel Map	-235,551.79		
WARR	Warrants	40,933.12	0.00	-194,618.67
KBQ4G98	ADCC Realty Purchase/M&R	-328,782.09		

Fund Transaction by Type

Start Date:7/1/15 End Date:6/30/16

Fund	Fund Description	Beginning Balance	Ending Balance
Type	Type Description	Debits	Credits
RXFR	Transfer (Regular)	0.00	381.57
WARR	Warrants	150,163.97	0.00
			-178,999.69
KBQ4J02	ADC Malvern/Grimes/SplNeed:	-0.25	
RXFR	Transfer (Regular)	0.25	0.00
			0.00
KBQ4J36	ADC England School Training.	-1,128.43	
WARR	Warrants	1,128.42	0.00
			-0.01
KBQ5G81	CRTI Capital Project/Facilities	-10,451.64	
RXFR	Transfer (Regular)	0.00	771.23
WARR	Warrants	10,824.07	0.00
			-398.80
KBQ5G94	Career Ed Trng Instit WaterSy:	-0.12	
RXFR	Transfer (Regular)	0.12	0.00
			0.00
KBQ5G95	Career Ed Training Instit Amor	-1.77	
RXFR	Transfer (Regular)	1.77	0.00
			0.00
KBQ5G96	Career Ed Training Instit Fac	-519.08	
RXFR	Transfer (Regular)	519.08	0.00
			0.00
KBQ5H12	AETN RealtyPurch/M&R/Grant	-304,972.72	
RXFR	Transfer (Regular)	0.00	130.84
WARR	Warrants	19,607.16	0.00
			-285,496.40
KBQ5H70	NWTI Capital Balance Transfer	-295,651.60	
RXFR	Transfer (Regular)	5,972.05	0.00
WARR	Warrants	121,390.94	0.00
			-168,288.61
KBQ5H96	RTC Capital Balance Transfer	-115,238.40	
WARR	Warrants	115,231.82	0.00
			-6.58
KBQ5J89	ADE Natural Gas Buses	-10,000.00	
RXFR	Transfer (Regular)	10,000.00	0.00
			0.00
KBQ5L17	NWTI Const/Maint/Equip	-22,875.03	
WARR	Warrants	22,875.03	0.00
			0.00
KBQ6H14	State Motor VehicleAcquisition	-1,074,368.12	
RXFR	Transfer (Regular)	1,091,627.38	51,513.00
			-34,253.74
KBQ6H18	Major Maint Ledbetter/Raglanc	-443,438.00	
RXFR	Transfer (Regular)	443,438.00	0.00
			0.00
KBQ6H71	OHIT SHARE	-900,459.72	
RCPT	Receipt	0.00	618.58
RXFR	Transfer (Regular)	138.25	0.00
WARR	Warrants	537,436.36	0.00
			-363,503.69

Fund Transaction by Type

Start Date:7/1/15 End Date:6/30/16

Fund	Fund Description	Beginning Balance		Ending Balance
Type	Type Description	Debits	Credits	
KBQ6J15	PTC Const/Maint/Library	-96,172.90		
WARR	Warrants	96,172.90	0.00	0.00
KBQ6J33	Cossatot Const/Maint/Library	-328,754.33		
WARR	Warrants	328,754.33	0.00	0.00
KBQ6J35	UACCM Const/Maint/Library	-184,496.60		
WARR	Warrants	133,746.63	0.00	-50,749.97
KBQ6K22	ADH Health Clinics	-60,000.00		
WARR	Warrants	45,000.00	0.00	-15,000.00
KBQ6T84	State Realty Pur/M&R (615)	0.00		
RXFR	Transfer (Regular)	0.00	1,852,453.35	
WARR	Warrants	1,032,948.59	0.00	-819,504.76
KBQ7J01	Medicaid Grants/Aid1	-12,855,551.00		
RXFR	Transfer (Regular)	12,855,551.00	0.00	0.00
KBQ7J50	Realty Purchases/Upgrades	-6,005.09		
RXFR	Transfer (Regular)	6,005.09	0.00	0.00
KBQ7K55	Homeless Shelters	-424.34		
RXFR	Transfer (Regular)	424.34	0.00	0.00
KBQ7K56	Human Development Centers	-4.16		
RXFR	Transfer (Regular)	0.00	70.65	-74.81
KBQ7L03	AEDC Local Econ DevGrants/l	-1,400,000.00		
RCPT	Receipt	0.00	40,867.14	
WARR	Warrants	1,150,000.00	0.00	-290,867.14
KBQ7L13	AEDC Health Facilities1	-215,000.00		
WARR	Warrants	215,000.00	0.00	0.00
KBQ7M06	AEDC Amendment 82 Debt Se	-7,360,148.93		
WARR	Warrants	7,360,148.93	0.00	0.00
KBQ7M84	Safe Haven Program Act 36 '1	-61,871.16		
WARR	Warrants	29,300.63	0.00	-32,570.53
KBQ8J76	Civil WA Sesquicentennial Con	-29,214.61		
RXFR	Transfer (Regular)	7,319.85	0.00	
WARR	Warrants	19,835.85	0.00	-2,058.91
KBQ9H31	Hist Comm Curtis SykesMemC	-1,000.00		
WARR	Warrants	1,000.00	0.00	0.00
KBQ9I38	Crime Lab Transfer Switch	-61,755.14		
WARR	Warrants	24,719.12	0.00	

Fund Transaction by Type

Start Date:7/1/15 End Date:6/30/16

Fund	Fund Description	Beginning Balance			Ending Balance
Type	Type Description	Debits	Credits		
					-37,036.02
KBQ9I39	Crime Lab LCMS Purchase	-101,396.66			
WARR	Warrants	101,396.66	0.00		0.00
KBQEX00	89th Session GIF Gov 19-5-10(-8,480.01			
RXFR	Transfer (Regular)	8,480.01	0.00		0.00
KBQHOLD	89th Session GIF Mand 19-5-11	-3,388,516.98			
RXFR	Transfer (Regular)	3,388,516.98	0.00		0.00
KBQRDAY	89th LegSession GIF Act 1519	-4,679,963.00			
RXFR	Transfer (Regular)	4,679,963.00	0.00		0.00
KBQTI00	89th Sess GIF TechInst19-5-10	-739.50			
RXFR	Transfer (Regular)	739.50	0.00		0.00
KBQUNOB	89th Sess GIF Unoblig 19-5-10	-100,795,798.81			
RXFR	Transfer (Regular)	101,627,804.40	832,005.59		0.00
KBR0000	90th Session GIF Leg (0610)	0.00			
RXFR	Transfer (Regular)	436,801,718.17	436,801,718.17		0.00
KBR0N96	DPA Salary/Matching (0059)	0.00			
RXFR	Transfer (Regular)	0.78	182,036.00		
WARR	Warrants	72,802.83	0.00		-109,232.39
KBR0P11	Hunters Feed Hungry (0080)	0.00			
RXFR	Transfer (Regular)	0.00	12,000.00		
WARR	Warrants	12,000.00	0.00		0.00
KBR0P12	Reg Intermodal Trans (0090)	0.00			
RXFR	Transfer (Regular)	0.00	25,000.00		-25,000.00
KBR0Q11	Online Campaign Rep (0063)	0.00			
RXFR	Transfer (Regular)	0.00	40,000.00		-40,000.00
KBR1P10	Const/Maint/Equip (0180)	0.00			
RXFR	Transfer (Regular)	0.00	100,000.00		
WARR	Warrants	100,000.00	0.00		0.00
KBR1P13	Const/Maint/Equip (0125)	0.00			
RXFR	Transfer (Regular)	0.00	75,000.00		
WARR	Warrants	75,000.00	0.00		0.00
KBR1P14	Colony Ctr/Cash Home (0125)	0.00			
RXFR	Transfer (Regular)	0.00	75,000.00		-75,000.00
KBR1P15	Paragould Instruct (0125)	0.00			
RXFR	Transfer (Regular)	0.00	5,000.00		
WARR	Warrants	5,000.00	0.00		

Fund Transaction by Type

Start Date:7/1/15

End Date:6/30/16

Fund	Fund Description	Beginning Balance			Ending Balance
Type	Type Description	Debits	Credits		
					0.00
KBR1P16	Hemingway-Pfeiffer (0125)				
RXFR	Transfer (Regular)	0.00	15,000.00		
WARR	Warrants	15,000.00	0.00		
					0.00
KBR1P17	Lakeport Plantation (0125)				
RXFR	Transfer (Regular)	0.00	10,000.00		
					-10,000.00
KBR1P18	Heber Springs Bldg (0120)				
RXFR	Transfer (Regular)	0.00	20,000.00		
					-20,000.00
KBR1P19	Const/Maint/Equip (0128)				
RXFR	Transfer (Regular)	0.00	50,000.00		
WARR	Warrants	50,000.00	0.00		
					0.00
KBR1P20	Workforce Ed Prog (0129)				
RXFR	Transfer (Regular)	0.00	25,000.00		
WARR	Warrants	25,000.00	0.00		
					0.00
KBR1P21	Workforce Ed Jboro (0129)				
RXFR	Transfer (Regular)	0.00	30,000.00		
					-30,000.00
KBR1P22	Workforce Ed Prog (0129)				
RXFR	Transfer (Regular)	0.00	25,000.00		
					-25,000.00
KBR1P23	Const/Maint/Equip (0130)				
RXFR	Transfer (Regular)	0.00	142,500.00		
WARR	Warrants	142,500.00	0.00		
					0.00
KBR1P99	Cross Co Tech Center (0170)				
RXFR	Transfer (Regular)	0.00	50,000.00		
					-50,000.00
KBR1Q01	Const/Maint/Equip (0100)				
RXFR	Transfer (Regular)	0.00	62,500.00		
					-62,500.00
KBR1Q02	Const/Maint/Equip (0185)				
RXFR	Transfer (Regular)	0.00	50,000.00		
WARR	Warrants	50,000.00	0.00		
					0.00
KBR1Q03	Washington Co Ctr (0198)				
RXFR	Transfer (Regular)	0.00	10,000.00		
					-10,000.00
KBR1Q06	Const/Maint/Equip (0192)				
RXFR	Transfer (Regular)	0.00	12,500.00		
					-12,500.00
KBR1Q08	Auto Body Shop Bldg (0115)				
RXFR	Transfer (Regular)	0.00	20,000.00		
					-20,000.00
KBR1Q09	Environmental Trng (0115)				
RXFR	Transfer (Regular)	0.00	1,000.00		

Fund Transaction by Type

Start Date:7/1/15 End Date:6/30/16

Fund	Fund Description	Beginning Balance		Ending Balance
Type	Type Description	Debits	Credits	
				-1,000.00
KBR1Q10	Fire Trng Academy (0115)		0.00	
RXFR	Transfer (Regular)	0.00	2,000.00	
WARR	Warrants	2,000.00	0.00	
				0.00
KBR1Q12	Const/MajorMaint (0193)		0.00	
RXFR	Transfer (Regular)	0.00	40,000.00	
				-40,000.00
KBR1Q14	Garvan Woodland Gdns (0135)		0.00	
RXFR	Transfer (Regular)	0.00	100,000.00	
WARR	Warrants	100,000.00	0.00	
				0.00
KBR1Q15	School Math/Sci/Art (0135)		0.00	
RXFR	Transfer (Regular)	0.00	25,000.00	
				-25,000.00
KBR1Q16	Const/PersServ/Oper (0135)		0.00	
RXFR	Transfer (Regular)	0.00	7,000.00	
				-7,000.00
KBR1Q17	Pryor Center (0135)		0.00	
RXFR	Transfer (Regular)	0.00	10,000.00	
WARR	Warrants	10,000.00	0.00	
				0.00
KBR1Q18	Partners Incl Commun (0135)		0.00	
RXFR	Transfer (Regular)	0.00	50,000.00	
				-50,000.00
KBR1Q20	Archeological Survey (0135)		0.00	
RXFR	Transfer (Regular)	0.00	10,000.00	
WARR	Warrants	10,000.00	0.00	
				0.00
KBR1Q21	Clinton Sch Pub Serv (0135)		0.00	
RXFR	Transfer (Regular)	0.00	75,000.00	
WARR	Warrants	75,000.00	0.00	
				0.00
KBR1Q22	Autism Awareness (0135)		0.00	
RXFR	Transfer (Regular)	0.00	50,000.00	
				-50,000.00
KBR1Q23	Nanotech Center (0145)		0.00	
RXFR	Transfer (Regular)	0.00	50,000.00	
WARR	Warrants	13,628.43	0.00	
				-36,371.57
KBR1Q24	UAM Crossett Campus (0155)		0.00	
RXFR	Transfer (Regular)	0.00	25,000.00	
				-25,000.00
KBR1Q25	UAM McGehee Campus (0155)		0.00	
RXFR	Transfer (Regular)	0.00	25,000.00	
				-25,000.00
KBR1Q27	Const/Maint/Equip (0167)		0.00	
RXFR	Transfer (Regular)	0.00	12,500.00	
				-12,500.00
KBR1Q28	Texarkana Campus (0167)		0.00	

Fund Transaction by Type

Start Date:7/1/15 End Date:6/30/16

Fund	Fund Description	Beginning Balance		Ending Balance
Type	Type Description	Debits	Credits	
RXFR	Transfer (Regular)	0.00	30,000.00	
				-30,000.00
KBR1Q29	Regional Prog NE (0150)	0.00		
RXFR	Transfer (Regular)	0.00	10,000.00	
WARR	Warrants	10,000.00	0.00	
				0.00
KBR1Q30	Regional Prog South (0150)	0.00		
RXFR	Transfer (Regular)	0.00	10,000.00	
WARR	Warrants	10,000.00	0.00	
				0.00
KBR1Q31	NW AR Medical School (0150)	0.00		
RXFR	Transfer (Regular)	0.00	30,000.00	
WARR	Warrants	30,000.00	0.00	
				0.00
KBR1Q32	Newborn Umb Cord Bld (0150)	0.00		
RXFR	Transfer (Regular)	0.00	20,000.00	
WARR	Warrants	20,000.00	0.00	
				0.00
KBR1Q33	Oper/Const/Tech Imp (0165)	0.00		
RXFR	Transfer (Regular)	0.00	100,000.00	
WARR	Warrants	100,000.00	0.00	
				0.00
KBR1R81	EACC Deferred Maint (0170)	0.00		
RXFR	Transfer (Regular)	0.00	150,000.00	
				-150,000.00
KBR1S33	Adv ManufacturingCtr (0193)	0.00		
RXFR	Transfer (Regular)	0.00	50,000.00	
				-50,000.00
KBR1S69	ASU System (0125)	0.00		
RXFR	Transfer (Regular)	0.00	500,000.00	
				-500,000.00
KBR1S74	Critical Maintenance (0130)	0.00		
RXFR	Transfer (Regular)	0.00	500,000.00	
WARR	Warrants	64,284.37	0.00	
				-435,715.63
KBR1S81	Network Infrastruct (0100)	0.00		
RXFR	Transfer (Regular)	0.00	250,000.00	
				-250,000.00
KBR1S95	UALR TechInfrastruct (0145)	0.00		
RXFR	Transfer (Regular)	0.00	500,000.00	
WARR	Warrants	177,812.37	0.00	
				-322,187.63
KBR1T03	Clinton School Upgr (0135)	0.00		
RXFR	Transfer (Regular)	0.00	20,000.00	
				-20,000.00
KBR1T07	ASMSA Complex (0135)	0.00		
RXFR	Transfer (Regular)	0.00	500,000.00	
				-500,000.00
KBR1T21	UA System Inst/Entit (0135)	0.00		
RXFR	Transfer (Regular)	0.00	1,183,000.00	

Fund Transaction by Type

Start Date:7/1/15 End Date:6/30/16

Fund	Fund Description	Beginning Balance			Ending Balance
Type	Type Description	Debits	Credits		
					-1,183,000.00
KBR1T32	UAM Equip/Libr Hold (0155)	0.00			
RXFR	Transfer (Regular)	0.00	250,000.00		-250,000.00
KBR1T39	Math-Science Bldg (0195)	0.00			-500,000.00
RXFR	Transfer (Regular)	0.00	500,000.00		-500,000.00
KBR1T42	Lewis Science Center (0165)	0.00			-500,000.00
RXFR	Transfer (Regular)	0.00	500,000.00		-500,000.00
KBR3N95	Trial Pub Defender (0324)	0.00			-24,343.63
RXFR	Transfer (Regular)	65,954.05	102,964.00		
WARR	Warrants	12,666.32	0.00		
KBR3Q34	Equip/Const/Maint (0338)	0.00			-5,000.00
RXFR	Transfer (Regular)	0.00	5,000.00		-5,000.00
KBR3Q69	Juvenile Resentence (0324)	0.00			-497,506.66
RXFR	Transfer (Regular)	0.00	500,000.00		
WARR	Warrants	2,493.34	0.00		
KBR4N97	Ester Unit Expenses (0480)	0.00			-1,796,576.56
RXFR	Transfer (Regular)	2,216,384.99	6,386,327.99		
WARR	Warrants	2,373,366.44	0.00		
KBR4P01	Camp Couchdale Grant (0400)	0.00			0.00
RXFR	Transfer (Regular)	0.00	42,500.00		
WARR	Warrants	42,500.00	0.00		
KBR4P02	Aviation Training (0402)	0.00			0.00
RXFR	Transfer (Regular)	0.00	20,000.00		
WARR	Warrants	20,000.00	0.00		
KBR4P09	Water/Waste Water (0455)	0.00			0.00
RXFR	Transfer (Regular)	0.00	25,000.00		
KBR4Q35	Lease Payments (0480)	0.00			-25,000.00
RXFR	Transfer (Regular)	0.00	6,223,216.23		
WARR	Warrants	6,223,216.23	0.00		
KBR4Q41	Out-of-State Leasing (0480)	0.00			0.00
RXFR	Transfer (Regular)	0.00	2,638,656.00		
WARR	Warrants	2,328,980.00	0.00		
KBR4Q44	Transit Reentry Cntr (0485)	0.00			-309,676.00
RXFR	Transfer (Regular)	5,588,150.00	5,588,150.00		
KBR4Q45	Prob/Parole/SubAbuse (0485)	0.00			0.00
RXFR	Transfer (Regular)	3,127,765.00	7,411,850.00		
					-4,284,085.00

Fund Transaction by Type

Start Date:7/1/15 End Date:6/30/16

Fund	Fund Description	Beginning Balance		Ending Balance
Type	Type Description	Debits	Credits	
KBR4Q46	Account Ct Fund Trsf (0485)		0.00	
RXFR	Transfer (Regular)	1,400,000.00	2,800,000.00	
				-1,400,000.00
KBR4Q50	Co/District Fairs (0400)		0.00	
RXFR	Transfer (Regular)	0.00	847,200.00	
WARR	Warrants	792,000.00	0.00	
				-55,200.00
KBR4Q67	Ouachita Riv Wtrway (0455)		0.00	
RXFR	Transfer (Regular)	5,000.00	5,000.00	
				0.00
KBR4Q95	Existing Fac Maint (0480)		0.00	
RXFR	Transfer (Regular)	0.00	7,404,294.86	
WARR	Warrants	422,112.16	0.00	
				-6,982,182.70
KBR5P31	Teach for America (0500)		0.00	
RXFR	Transfer (Regular)	0.00	5,000.00	
WARR	Warrants	5,000.00	0.00	
				0.00
KBR5P32	Breakfast Nutrition (0500)		0.00	
RXFR	Transfer (Regular)	0.00	40,000.00	
WARR	Warrants	40,000.00	0.00	
				0.00
KBR5P33	Gifted/Talent Summer (0500)		0.00	
RXFR	Transfer (Regular)	0.00	10,000.00	
WARR	Warrants	10,000.00	0.00	
				0.00
KBR5P34	Arts-Enrich Curr (0500)		0.00	
RXFR	Transfer (Regular)	0.00	25,000.00	
WARR	Warrants	25,000.00	0.00	
				0.00
KBR5Q04	Const/Maint/Equip (0552)		0.00	
RXFR	Transfer (Regular)	0.00	30,000.00	
WARR	Warrants	29,997.89	0.00	
				-2.11
KBR5Q37	EF Partnership Trsf (0500)		0.00	
RXFR	Transfer (Regular)	40,000,000.00	40,000,000.00	
				0.00
KBR5Q39	Computer Sci Init (0500)		0.00	
RCPT	Receipt	0.00	752.22	
RXFR	Transfer (Regular)	0.00	5,003,918.27	
WARR	Warrants	2,025,959.84	0.00	
				-2,978,710.65
KBR5Q40	AR Better Chance (0500)		0.00	
RXFR	Transfer (Regular)	1,500,000.00	1,500,000.00	
				0.00
KBR5Q75	Capital Balance Trsf (0534)		0.00	
RXFR	Transfer (Regular)	0.00	83,219.67	
WARR	Warrants	29,494.03	0.00	
				-53,725.64
KBR5R05	Teach for America Gr (0500)		0.00	

Fund Transaction by Type

Start Date:7/1/15

End Date:6/30/16

Fund	Fund Description	Beginning Balance		Ending Balance
Type	Type Description	Debits	Credits	
RXFR	Transfer (Regular)	2,000,000.00	4,000,000.00	
WARR	Warrants	2,000,000.00	0.00	
				0.00
KBR5R29	Capital Balance Trsf (0552)		0.00	
RXFR	Transfer (Regular)	0.00	47,398.27	
				-47,398.27
KBR5R31	Capital Balance Trsf (0582)		0.00	
RXFR	Transfer (Regular)	0.00	161,411.20	
WARR	Warrants	85,073.38	0.00	
				-76,337.82
KBR6P24	Const/Maint/Law Enf (0675)		0.00	
RXFR	Transfer (Regular)	0.00	20,000.00	
				-20,000.00
KBR6P25	Const/Maint/Equip (0677)		0.00	
RXFR	Transfer (Regular)	0.00	12,500.00	
				-12,500.00
KBR6P26	DeQueen/Ashdown (0677)		0.00	
RXFR	Transfer (Regular)	0.00	30,000.00	
				-30,000.00
KBR6P35	Real Prop/Facilities (0516)		0.00	
RXFR	Transfer (Regular)	0.00	25,000.00	
WARR	Warrants	25,000.00	0.00	
				0.00
KBR6P40	Little Rock Zoo Imp (0620)		0.00	
RXFR	Transfer (Regular)	0.00	60,000.00	
WARR	Warrants	60,000.00	0.00	
				0.00
KBR6P41	Hunger Rel Alliance (0620)		0.00	
RXFR	Transfer (Regular)	0.00	15,000.00	
WARR	Warrants	15,000.00	0.00	
				0.00
KBR6P73	Comm Org Hunger Rel (0645)		0.00	
RXFR	Transfer (Regular)	0.00	2,000.00	
				-2,000.00
KBR6Q05	Const/Maint/Equip (0687)		0.00	
RXFR	Transfer (Regular)	0.00	20,000.00	
				-20,000.00
KBR7P03	Capital Imp Grants (0790)		0.00	
RXFR	Transfer (Regular)	0.00	40,000.00	
				-40,000.00
KBR7P04	AR World Trade Ctr (0790)		0.00	
RXFR	Transfer (Regular)	0.00	40,000.00	
WARR	Warrants	40,000.00	0.00	
				0.00
KBR7P05	Statewide Nonprofit (0790)		0.00	
RXFR	Transfer (Regular)	0.00	25,000.00	
WARR	Warrants	25,000.00	0.00	
				0.00
KBR7P06	Capital Imp Projects (0790)		0.00	
RXFR	Transfer (Regular)	0.00	50,000.00	

Fund Transaction by Type

Start Date:7/1/15 End Date:6/30/16

Fund	Fund Description	Beginning Balance		Ending Balance
Type	Type Description	Debits	Credits	
				-50,000.00
KBR7P07	General Imp Projects (0790)		0.00	
RXFR	Transfer (Regular)	0.00	20,000.00	
				-20,000.00
KBR7P08	Sr Citizen Centers (0790)		0.00	
RXFR	Transfer (Regular)	0.00	1,000,000.00	
WARR	Warrants	1,000,000.00	0.00	
				0.00
KBR7P74	Hist Black Coll/Univ (0700)		0.00	
RXFR	Transfer (Regular)	0.00	30,000.00	
				-30,000.00
KBR7P75	Hist Black Coll/Univ (0700)		0.00	
RXFR	Transfer (Regular)	0.00	10,000.00	
				-10,000.00
KBR7P77	Hunger Rel Alliance (0710)		0.00	
RXFR	Transfer (Regular)	0.00	1,000,000.00	
WARR	Warrants	1,000,000.00	0.00	
				0.00
KBR7P78	After School Program (0710)		0.00	
RXFR	Transfer (Regular)	0.00	50,000.00	
				-50,000.00
KBR7P80	Sr Citizen Centers (0710)		0.00	
RXFR	Transfer (Regular)	0.00	20,000.00	
				-20,000.00
KBR7P81	Sr Citizen Centers (0710)		0.00	
RXFR	Transfer (Regular)	0.00	20,000.00	
				-20,000.00
KBR7P82	Meals on Wheels (0710)		0.00	
RXFR	Transfer (Regular)	0.00	10,000.00	
				-10,000.00
KBR7P83	Area Agency on Aging (0710)		0.00	
RXFR	Transfer (Regular)	0.00	20,000.00	
				-20,000.00
KBR7P85	Conway Human Dev Ctr (0710)		0.00	
RXFR	Transfer (Regular)	0.00	25,000.00	
				-25,000.00
KBR7P86	Human Dev Centers (0710)		0.00	
RXFR	Transfer (Regular)	0.00	50,000.00	
				-50,000.00
KBR7Q36	Medicaid Prog Grants (0710)		0.00	
RXFR	Transfer (Regular)	25,422,935.00	90,000,000.00	
				-64,577,065.00
KBR7Q38	Quick Act Close Trsf (0790)		0.00	
RXFR	Transfer (Regular)	0.00	40,000,000.00	
				-40,000,000.00
KBR7Q56	Innovate AR Fnd Trsf (0790)		0.00	
RXFR	Transfer (Regular)	1,500,000.00	1,500,000.00	
				0.00
KBR7Q57	State Strategic Plan (0790)		0.00	
RXFR	Transfer (Regular)	400,000.00	800,000.00	

Fund Transaction by Type

Start Date:7/1/15 End Date:6/30/16

Fund	Fund Description	Beginning Balance		Ending Balance
Type	Type Description	Debits	Credits	
				-400,000.00
KBR7Q59	Public Works/JobTrng (0790)	0.00		
RXFR	Transfer (Regular)	0.00	5,615,000.00	
WARR	Warrants	1,500,000.00	0.00	
				-4,115,000.00
KBR7Q60	Amendment 82 Bd Pmt (0790)	0.00		
RXFR	Transfer (Regular)	0.00	5,874.00	
WARR	Warrants	5,873.13	0.00	
				-0.87
KBR7T95	Comm Proj Grants (790)	0.00		
RXFR	Transfer (Regular)	100,000.00	1,085,000.00	
WARR	Warrants	937,451.20	0.00	
				-47,548.80
KBR7T96	Comm Proj Grants #1 (790)	0.00		
RXFR	Transfer (Regular)	93,775.00	177,500.00	
WARR	Warrants	83,725.00	0.00	
				0.00
KBR7T98	Comm Proj Grants #3 (790)	0.00		
RXFR	Transfer (Regular)	85,937.50	147,500.00	
WARR	Warrants	61,562.50	0.00	
				0.00
KBR7T99	Comm Proj Grants #4 (790)	0.00		
RXFR	Transfer (Regular)	63,250.00	112,500.00	
WARR	Warrants	49,250.00	0.00	
				0.00
KBR7U01	Comm Proj Grants #5 (790)	0.00		
RXFR	Transfer (Regular)	52,025.00	185,000.00	
WARR	Warrants	62,181.50	0.00	
				-70,793.50
KBR7U02	Comm Proj Grants #6 (790)	0.00		
RXFR	Transfer (Regular)	136,350.00	225,000.00	
				-88,650.00
KBR7U03	Comm Proj Grants #7 (790)	0.00		
RXFR	Transfer (Regular)	91,275.00	175,000.00	
				-83,725.00
KBR7U05	Comm Proj Grants #9 (790)	0.00		
RXFR	Transfer (Regular)	450.00	30,000.00	
				-29,550.00
KBR7U06	Comm Proj Emerg Mgmt (790)	0.00		
RXFR	Transfer (Regular)	375.00	25,000.00	
				-24,625.00
KBR8P27	LA Purchase Statue (0865)	0.00		
RXFR	Transfer (Regular)	0.00	75,000.00	
WARR	Warrants	75,000.00	0.00	
				0.00
KBR8P28	STEM Museums Grants (0865)	0.00		
RXFR	Transfer (Regular)	0.00	25,000.00	
WARR	Warrants	25,000.00	0.00	
				0.00
KBR8P29	African American AR (0865)	0.00		

Fund Transaction by Type

Start Date:7/1/15 End Date:6/30/16

Fund	Fund Description	Beginning Balance		Ending Balance
Type	Type Description	Debits	Credits	
RXFR	Transfer (Regular)	0.00	10,000.00	
WARR	Warrants	10,000.00	0.00	
				0.00
KBR8P30	Elkin's Ferry Btlfld (0877)			0.00
RXFR	Transfer (Regular)	0.00	30,000.00	
WARR	Warrants	30,000.00	0.00	
				0.00
KBR8Q77	Master Plan Dev (0865)			0.00
RXFR	Transfer (Regular)	500,000.00	530,875.00	
WARR	Warrants	30,875.00	0.00	
				0.00
KBR8Q79	Commun Arts Dev/Educ (0870)			0.00
RXFR	Transfer (Regular)	0.00	25,000.00	
WARR	Warrants	25,000.00	0.00	
				0.00
KBR9Q13	Admin Military Just (0975)			0.00
RXFR	Transfer (Regular)	0.00	25,005.78	
WARR	Warrants	25,005.78	0.00	
				0.00
KBR9Q81	Fleet Vehicle Purch (0960)			0.00
RXFR	Transfer (Regular)	2,000,000.00	2,000,000.00	
				0.00
KBR9Q88	Radio Repeater Infra (0960)			0.00
RXFR	Transfer (Regular)	0.00	9,995,490.00	
				-9,995,490.00
KBRAEDC	90th Sess Econ Dev (0610)			0.00
RXFR	Transfer (Regular)	20,520,874.00	30,000,000.00	
				-9,479,126.00
KBRAP37	NW AR Econ Dev #2 (0620)			0.00
RXFR	Transfer (Regular)	0.00	1,375,000.00	
WARR	Warrants	1,375,000.00	0.00	
				0.00
KBRAP55	NW AR Econ Dev #18 (0620)			0.00
RXFR	Transfer (Regular)	0.00	40,000.00	
WARR	Warrants	40,000.00	0.00	
				0.00
KBRAP56	NW AR Econ Dev #19 (0620)			0.00
RXFR	Transfer (Regular)	0.00	185,000.00	
WARR	Warrants	185,000.00	0.00	
				0.00
KBRAP57	NW AR Econ Dev #20 (0620)			0.00
RXFR	Transfer (Regular)	0.00	50,000.00	
WARR	Warrants	50,000.00	0.00	
				0.00
KBRAP58	NW AR Econ Dev #21 (0620)			0.00
RXFR	Transfer (Regular)	0.00	225,000.00	
WARR	Warrants	225,000.00	0.00	
				0.00
KBRAP59	NW AR Econ Dev #22 (0620)			0.00
RXFR	Transfer (Regular)	0.00	225,000.00	

Fund Transaction by Type

Start Date:7/1/15 End Date:6/30/16

Fund	Fund Description	Beginning Balance		Ending Balance
Type	Type Description	Debits	Credits	
WARR	Warrants	225,000.00	0.00	0.00
KBRAP60	NW AR Econ Dev #23 (0620)	0.00		
RXFR	Transfer (Regular)	0.00	80,000.00	
WARR	Warrants	80,000.00	0.00	0.00
KBRAP61	NW AR Econ Dev #24 (0620)	0.00		
RXFR	Transfer (Regular)	0.00	47,500.00	
WARR	Warrants	47,500.00	0.00	0.00
KBRAP62	NW AR Econ Dev #25 (0620)	0.00		
RXFR	Transfer (Regular)	0.00	85,000.00	
WARR	Warrants	85,000.00	0.00	0.00
KBRAP76	Work Colleges (0620)	0.00		
RXFR	Transfer (Regular)	0.00	33,000.00	
WARR	Warrants	33,000.00	0.00	0.00
KBRAP79	Sr Citizen Centers (0710)	0.00		
RXFR	Transfer (Regular)	0.00	10,000.00	
WARR	Warrants	10,000.00	0.00	0.00
KBRAP84	Trans Living Shelter (0710)	0.00		
RXFR	Transfer (Regular)	0.00	10,000.00	
				-10,000.00
KBRAQ19	4H Youth Development (0135)	0.00		
RXFR	Transfer (Regular)	0.00	10,000.00	
				-10,000.00
KBRAT94	CommunityInvolvement (790)	0.00		
RXFR	Transfer (Regular)	375.00	25,000.00	
				-24,625.00
KBRBP37	N Cent AR Econ Dev#2 (0620)	0.00		
RXFR	Transfer (Regular)	0.00	537,500.00	
WARR	Warrants	537,500.00	0.00	0.00
KBRBP46	N Cent AR Econ Dev#9 (0620)	0.00		
RXFR	Transfer (Regular)	0.00	71,250.00	
WARR	Warrants	71,250.00	0.00	0.00
KBRBP48	N Cent AR EconDev#11 (0620)	0.00		
RXFR	Transfer (Regular)	0.00	150,000.00	
WARR	Warrants	150,000.00	0.00	0.00
KBRBP49	N Cent AR EconDev#12 (0620)	0.00		
RXFR	Transfer (Regular)	0.00	285,000.00	
WARR	Warrants	285,000.00	0.00	0.00
KBRBP50	N Cent AR EconDev#13 (0620)	0.00		
RXFR	Transfer (Regular)	0.00	206,000.00	
WARR	Warrants	206,000.00	0.00	0.00

Fund Transaction by Type

Start Date:7/1/15 End Date:6/30/16

Fund	Fund Description	Beginning Balance			Ending Balance
Type	Type Description	Debits	Credits		
					0.00
KBRBP72	Comm Org Hunger Rel (0645)	0.00			
RXFR	Transfer (Regular)	0.00	20,000.00		
					-20,000.00
KBRBP79	Comm Sr Services (0710)	0.00			
RXFR	Transfer (Regular)	0.00	10,000.00		
WARR	Warrants	10,000.00	0.00		
					0.00
KBRBT94	Lib/Fire/Co/MunGrant (790)	0.00			
RXFR	Transfer (Regular)	375.00	25,000.00		
WARR	Warrants	14,625.00	0.00		
					-10,000.00
KBRBT97	Comm Proj Grants #2 (790)	0.00			
RXFR	Transfer (Regular)	1,001,275.00	1,085,000.00		
WARR	Warrants	80,775.00	0.00		
					-2,950.00
KBRBU04	Comm Proj Grants #8 (790)	0.00			
RXFR	Transfer (Regular)	86,387.50	177,500.00		
					-91,112.50
KBRCP37	NE AR Econ Dev #2 (0620)	0.00			
RXFR	Transfer (Regular)	0.00	950,000.00		
WARR	Warrants	950,000.00	0.00		
					0.00
KBRCP51	NE AR Econ Dev #14 (0620)	0.00			
RXFR	Transfer (Regular)	0.00	55,000.00		
WARR	Warrants	55,000.00	0.00		
					0.00
KBRCP52	NE AR Econ Dev #15 (0620)	0.00			
RXFR	Transfer (Regular)	0.00	75,000.00		
WARR	Warrants	75,000.00	0.00		
					0.00
KBRCP53	NE AR Econ Dev #16 (0620)	0.00			
RXFR	Transfer (Regular)	0.00	147,500.00		
WARR	Warrants	147,500.00	0.00		
					0.00
KBRCP54	NE AR Econ Dev #17 (0620)	0.00			
RXFR	Transfer (Regular)	0.00	297,500.00		
WARR	Warrants	297,500.00	0.00		
					0.00
KBRCP79	Hospice Providers (0710)	0.00			
RXFR	Transfer (Regular)	0.00	15,000.00		
					-15,000.00
KBRCQ07	Fire Trng Academy (0115)	0.00			
RXFR	Transfer (Regular)	0.00	2,000.00		
WARR	Warrants	1,703.49	0.00		
					-296.51
KBRCQ26	1890 Research/Ext #1 (0160)	0.00			
RXFR	Transfer (Regular)	0.00	432,000.00		
WARR	Warrants	9,497.40	0.00		
					-422,502.60

Fund Transaction by Type

Start Date:7/1/15 End Date:6/30/16

Fund	Fund Description	Beginning Balance		Ending Balance
Type	Type Description	Debits	Credits	
KBRDP37	SE AR Econ Dev #2 (0620)			0.00
RXFR	Transfer (Regular)	0.00	500,000.00	
WARR	Warrants	500,000.00	0.00	0.00
KBRDP48	SE AR Econ Dev #11 (0620)			0.00
RXFR	Transfer (Regular)	35,000.00	70,000.00	
WARR	Warrants	35,000.00	0.00	0.00
KBRDP63	SE AR Econ Dev #26 (0620)			0.00
RXFR	Transfer (Regular)	0.00	20,000.00	
WARR	Warrants	20,000.00	0.00	0.00
KBRDP64	SE AR Econ Dev #27 (0620)			0.00
RXFR	Transfer (Regular)	0.00	56,000.00	
WARR	Warrants	56,000.00	0.00	0.00
KBRDP65	SE AR Econ Dev #28 (0620)			0.00
RXFR	Transfer (Regular)	0.00	188,000.00	
WARR	Warrants	188,000.00	0.00	0.00
KBRDP66	SE AR Econ Dev #29 (0620)			0.00
RXFR	Transfer (Regular)	0.00	235,000.00	
WARR	Warrants	235,000.00	0.00	0.00
KBRDP67	SE AR Econ Dev #30 (0620)			0.00
RXFR	Transfer (Regular)	0.00	50,000.00	
WARR	Warrants	50,000.00	0.00	0.00
KBRDP79	Area Agency on Aging (0710)			0.00
RXFR	Transfer (Regular)	0.00	20,000.00	
WARR	Warrants	20,000.00	0.00	0.00
KBREP36	SW AR Econ Dev #1 (0620)			0.00
RXFR	Transfer (Regular)	0.00	25,000.00	
WARR	Warrants	25,000.00	0.00	0.00
KBREP37	SW AR Econ Dev #2 (0620)			0.00
RXFR	Transfer (Regular)	0.00	612,500.00	
WARR	Warrants	612,500.00	0.00	0.00
KBREP63	SW AR Econ Dev #26 (0620)			0.00
RXFR	Transfer (Regular)	0.00	70,000.00	
WARR	Warrants	70,000.00	0.00	0.00
KBREP64	SW AR Econ Dev #27 (0620)			0.00
RXFR	Transfer (Regular)	0.00	41,000.00	
WARR	Warrants	41,000.00	0.00	0.00
KBREP68	SW AR Econ Dev #31 (0620)			0.00
RXFR	Transfer (Regular)	0.00	65,000.00	

Fund Transaction by Type

Start Date:7/1/15 End Date:6/30/16

Fund	Fund Description	Beginning Balance		Ending Balance
Type	Type Description	Debits	Credits	
WARR	Warrants	65,000.00	0.00	0.00
KBREP69	SW AR Econ Dev #32 (0620)	0.00		
RXFR	Transfer (Regular)	0.00	225,000.00	
WARR	Warrants	225,000.00	0.00	0.00
KBREX00	90th Session GIF Gov (0610)	0.00		
RXFR	Transfer (Regular)	19,133,075.00	22,908,480.01	
				-3,775,405.01
KBRFP37	Western AR EconDev#2 (0620)	0.00		
RXFR	Transfer (Regular)	0.00	737,500.00	
WARR	Warrants	737,500.00	0.00	0.00
KBRFP39	Western AR EconDev#4 (0620)	0.00		
RXFR	Transfer (Regular)	0.00	142,500.00	
WARR	Warrants	142,500.00	0.00	0.00
KBRFP62	Western AREconDev#25 (0620)	0.00		
RXFR	Transfer (Regular)	0.00	200,000.00	
WARR	Warrants	200,000.00	0.00	0.00
KBRFP68	Western AREconDev#31 (0620)	0.00		
RXFR	Transfer (Regular)	0.00	20,000.00	
WARR	Warrants	20,000.00	0.00	0.00
KBRFP70	Western AREconDev#33 (0620)	0.00		
RXFR	Transfer (Regular)	0.00	285,000.00	
WARR	Warrants	285,000.00	0.00	0.00
KBRFP71	Western AREconDev#34 (0620)	0.00		
RXFR	Transfer (Regular)	0.00	285,000.00	
WARR	Warrants	285,000.00	0.00	0.00
KBRGP37	W Cent AR Econ Dev#2 (0620)	0.00		
RXFR	Transfer (Regular)	0.00	737,500.00	
WARR	Warrants	737,500.00	0.00	0.00
KBRGP38	W Cent AR Econ Dev#3 (0620)	0.00		
RXFR	Transfer (Regular)	0.00	92,500.00	
WARR	Warrants	92,500.00	0.00	0.00
KBRGP39	W Cent AR Econ Dev#4 (0620)	0.00		
RXFR	Transfer (Regular)	0.00	142,500.00	
WARR	Warrants	142,500.00	0.00	0.00
KBRGP46	W Cent AR Econ Dev#9 (0620)	0.00		
RXFR	Transfer (Regular)	0.00	71,250.00	
WARR	Warrants	71,250.00	0.00	0.00
KBRGP61	W Cent AR EconDev#24 (0620)	0.00		

Fund Transaction by Type

Start Date:7/1/15 End Date:6/30/16

Fund	Fund Description	Beginning Balance		Ending Balance
Type	Type Description	Debits	Credits	
RXFR	Transfer (Regular)	0.00	95,000.00	
WARR	Warrants	95,000.00	0.00	
				0.00
KBRGP63	W Cent AR EconDev#26 (0620)			0.00
RXFR	Transfer (Regular)	0.00	25,000.00	
WARR	Warrants	25,000.00	0.00	
				0.00
KBRGP67	W Cent AR EconDev#30 (0620)			0.00
RXFR	Transfer (Regular)	0.00	235,000.00	
WARR	Warrants	235,000.00	0.00	
				0.00
KBRGP68	W Cent AR EconDev#31 (0620)			0.00
RXFR	Transfer (Regular)	0.00	20,000.00	
WARR	Warrants	20,000.00	0.00	
				0.00
KBRHOLD	90th Session Mand (0610)			
RXFR	Transfer (Regular)	184,881,518.23	203,398,010.00	
				-18,516,491.77
KBRHP36	Central AR EconDev#1 (0620)			0.00
RXFR	Transfer (Regular)	0.00	200,000.00	
WARR	Warrants	200,000.00	0.00	
				0.00
KBRHP37	Central AR EconDev#2 (0620)			0.00
RXFR	Transfer (Regular)	0.00	1,550,000.00	
WARR	Warrants	1,550,000.00	0.00	
				0.00
KBRHP42	Central AR EconDev#5 (0620)			0.00
RXFR	Transfer (Regular)	0.00	70,000.00	
WARR	Warrants	70,000.00	0.00	
				0.00
KBRHP43	Central AR EconDev#6 (0620)			0.00
RXFR	Transfer (Regular)	0.00	285,000.00	
WARR	Warrants	285,000.00	0.00	
				0.00
KBRHP44	Central AR EconDev#7 (0620)			0.00
RXFR	Transfer (Regular)	0.00	275,000.00	
WARR	Warrants	275,000.00	0.00	
				0.00
KBRHP45	Central AR EconDev#8 (0620)			0.00
RXFR	Transfer (Regular)	0.00	205,000.00	
WARR	Warrants	205,000.00	0.00	
				0.00
KBRHP46	Central AR EconDev#9 (0620)			0.00
RXFR	Transfer (Regular)	0.00	142,500.00	
WARR	Warrants	142,500.00	0.00	
				0.00
KBRHP47	Central AREconDev#10 (0620)			0.00
RXFR	Transfer (Regular)	0.00	260,000.00	
WARR	Warrants	260,000.00	0.00	
				0.00

Fund Transaction by Type

Start Date:7/1/15 End Date:6/30/16

Fund	Fund Description	Beginning Balance		Ending Balance
Type	Type Description	Debits	Credits	
KBRRDAY	90th GIF Exec S-A (0610)			0.00
AXFR	Advance Transfer	0.00	210,006.77	
GDIS	Distribution (General Fund)	0.00	4,095,540.23	
RXFR	Transfer (Regular)	35,760,397.00	62,570,563.98	
				-31,115,713.98
KBRTI00	90th Session Tech (0610)			0.00
RXFR	Transfer (Regular)	292,029.14	294,702.83	
				-2,673.69
KBRUNOB	90th Session Unob (0610)			0.00
RXFR	Transfer (Regular)	47,969,070.47	103,311,445.35	
				-55,342,374.88
MAA0000	Area Agencies on Aging			-11,840.99
RXFR	Transfer (Regular)	8,782.03	6,121.27	
				-9,180.23
MAB0200	Athletic Commission			-251,162.21
COFF	Checks Charged Off	100.00	0.00	
RCPT	Receipt	0.00	83,876.13	
RXFR	Transfer (Regular)	126,887.69	4,218.42	
SDIS	Distribution (Special Fund)	0.00	4,137.72	
SPEC	Special Reversing Entry	4,205.00	0.00	
				-212,201.79
MAC0100	Wtr Sewer Solid Mgmt-(455)			-7,979,649.48
RCPT	Receipt	0.00	2,712,240.74	
RXFR	Transfer (Regular)	3,026.00	283,075.00	
WARR	Warrants	2,252,917.49	0.00	
				-8,719,021.73
MAE0000	ADEQ Abandoned Mine Reclai			-131,217.77
RCPT	Receipt	0.00	1,491,455.97	
RXFR	Transfer (Regular)	33,020.58	0.00	
WARR	Warrants	1,588,277.37	0.00	
				-1,375.79
MAF0000	Surface Coal Mine			-109,771.51
RCPT	Receipt	0.00	21,200.00	
				-130,971.51
MBB0100	Bail Bondsman Board			-45,977.55
RADJ	Receipt Adjustment	143,749.23	0.00	
RCPT	Receipt	0.00	111,431.18	
RXFR	Transfer (Regular)	213,311.10	395,745.07	
WARR	Warrants	140,998.60	0.00	
				-55,094.87
MBB0200	Bail Bondsman-Holding (0211)			-395,414.00
COFF	Checks Charged Off	20.00	0.00	
RCPT	Receipt	0.00	401,987.48	
RXFR	Transfer (Regular)	395,414.00	0.00	
SDIS	Distribution (Special Fund)	19.68	395,555.68	
SPEC	Special Reversing Entry	401,987.48	20.00	
				-395,536.00
MBC0000	ADH Breast Cancer			-3,718,380.06
RXFR	Transfer (Regular)	3,352,515.52	3,839,753.23	
SDIS	Distribution (Special Fund)	0.00	3,152,756.76	
SPEC	Special Reversing Entry	3,278,913.31	21,933.19	

Fund Transaction by Type

Start Date:7/1/15 End Date:6/30/16

Fund	Fund Description	Beginning Balance		Ending Balance
Type	Type Description	Debits	Credits	
				-4,101,394.41
MBD0000	Sustainable Building 754/09	-6,574,342.52		
RXFR	Transfer (Regular)	6,574,342.52	0.00	
				0.00
MBD0100	Sustainable Building (615)	0.00		
RCPT	Receipt	0.00	1,385,145.32	
RXFR	Transfer (Regular)	1,643,673.98	6,745,342.52	
				-6,486,813.86
MBD0125	ASUJ SUS BLDG DESIGN (012	0.00		
RXFR	Transfer (Regular)	0.00	1,204,000.00	
WARR	Warrants	1,204,000.00	0.00	
				0.00
MBD0350	Sustainable Bldg Design (0350	-18,447.71		
RXFR	Transfer (Regular)	18,447.71	0.00	
				0.00
MBD0390	WCC SUS BLDG DESIGN (0390	0.00		
RXFR	Transfer (Regular)	0.00	134,339.35	
WARR	Warrants	134,339.35	0.00	
				0.00
MBD0470	ABA SustainableRevLaon (04	-108,958.44		
RCPT	Receipt	0.00	6,427.98	
RXFR	Transfer (Regular)	100,000.00	44,545.17	
WARR	Warrants	59,931.59	0.00	
				0.00
MBD0615	Sust. Bldg. Des. (615)	0.00		
RXFR	Transfer (Regular)	0.00	95,200.83	
WARR	Warrants	76,753.12	0.00	
				-18,447.71
MBD0960	Roof Repair ABA (0960)	0.00		
RXFR	Transfer (Regular)	0.00	184,203.36	
WARR	Warrants	184,203.36	0.00	
				0.00
MBL0000	Special Military	-3,170,106.41		
RXFR	Transfer (Regular)	725,106.41	0.00	
				-2,445,000.00
MBM0100	Armory Construction	-36,185.31		
WARR	Warrants	36,185.31	0.00	
				0.00
MBR0100	Breast Cancer Research	-72,851.83		
RXFR	Transfer (Regular)	5,759.76	916,278.35	
SDIS	Distribution (Special Fund)	0.00	881,381.99	
SPEC	Special Reversing Entry	916,278.35	5,759.76	
WARR	Warrants	877,448.56	0.00	
				-76,785.26
MBR0200	UAMS S Komen Plate (0150)	-17,785.96		
RXFR	Transfer (Regular)	0.00	200,887.87	
SDIS	Distribution (Special Fund)	0.00	194,459.45	
SPEC	Special Reversing Entry	200,887.87	0.00	
WARR	Warrants	194,652.03	0.00	
				-17,593.38

Fund Transaction by Type

Start Date:7/1/15 End Date:6/30/16

Fund	Fund Description	Beginning Balance		Ending Balance
Type	Type Description	Debits	Credits	
MCC0100	DHS-Consld Cost-Opr	-247,365.78		
RCPT	Receipt	0.00	671,374.57	
RXFR	Transfer (Regular)	32,240.03	284,077.76	
WARR	Warrants	724,496.67	0.00	
				-446,081.41
MCD0100	DFA ADAP Grants	-2,708.33		
COFF	Checks Charged Off	12.00	0.00	
RCPT	Receipt	0.00	355,410.00	
RXFR	Transfer (Regular)	0.00	32,499.96	
WARR	Warrants	387,897.96	0.00	
				-2,708.33
MCE0000	Child Support Enforcement	0.00		
AXFR	Advance Transfer	0.00	633,308.39	
GDIS	Distribution (General Fund)	0.00	12,350,744.61	
RXFR	Transfer (Regular)	12,984,053.00	0.00	
				0.00
MCE0100	Child Support Enforcement	-4,672,238.26		
RCPT	Receipt	0.00	7,499.13	
RXFR	Transfer (Regular)	29,631,461.48	59,081,004.22	
WARR	Warrants	28,537,226.38	0.00	
				-5,592,053.75
MCE0200	Child Support Enf GR Hldg	0.00		
RCPT	Receipt	0.00	4,615,680.40	
RXFR	Transfer (Regular)	4,615,680.40	0.00	
				0.00
MCE0300	Child Sprt Enf-Oth Fd Hldg	-4,926,182.72		
RCPT	Receipt	0.00	711,505.26	
RXFR	Transfer (Regular)	711,505.26	0.00	
				-4,926,182.72
MCE0400	Child Support Enf Fed	0.00		
RCPT	Receipt	0.00	38,982,707.00	
RXFR	Transfer (Regular)	38,982,707.00	0.00	
				0.00
MCE0500	Child Support Enf Claims	0.00		
RCPT	Receipt	0.00	1,785,579.90	
RXFR	Transfer (Regular)	1,785,579.90	0.00	
				0.00
MCF0000	Constitutional Officers	-46,811,029.60		
CTAX	Claims & Taxes	798.30	10.13	
DXFR	Transfer (Deduction)	0.00	84,853,069.81	
RADJ	Receipt Adjustment	1,136.61	1.73	
RXFR	Transfer (Regular)	108,446,294.82	18,923,013.29	
SDIS	Distribution (Special Fund)	0.00	838,040.95	
SPEC	Special Reversing Entry	865,744.79	0.00	
				-42,111,190.99
MCF0200	Constitutional Officers House	-3,050,488.36		
RXFR	Transfer (Regular)	2,473,297.02	5,275,000.00	
WARR	Warrants	1,098,100.76	0.00	
				-4,754,090.58
MCF0500	Constitutional Officers Senate	-2,506,864.04		
RCPT	Receipt	0.00	50.00	

Fund Transaction by Type

Start Date:7/1/15 End Date:6/30/16

Fund	Fund Description	Beginning Balance		Ending Balance
Type	Type Description	Debits	Credits	
RXFR	Transfer (Regular)	2,196,054.57	3,060,000.00	
WARR	Warrants	300,042.62	0.00	
				-3,070,816.85
MCF3400	Constitutional Officers Gov	-257,929.00		
RXFR	Transfer (Regular)	260,429.00	154,840.00	
WARR	Warrants	4,750.00	0.00	
				-147,590.00
MCF5900	Constl Officers-Auditor Of St-	-1,645,604.52		
RCPT	Receipt	0.00	2,240,485.92	
RXFR	Transfer (Regular)	1,009,495.35	1,223,209.68	
WARR	Warrants	536,499.37	0.00	
				-3,563,305.40
MCF5901	Const Off-Auditor Unapp (005:	-1,331,108.44		
RCPT	Receipt	0.00	291,617.08	
RXFR	Transfer (Regular)	0.00	46,100,000.00	
WARR	Warrants	47,090,133.51	0.00	
				-632,592.01
MCJ0000	County Jail Reimbursement	0.00		
AXFR	Advance Transfer	0.00	14,236,583.70	
GDIS	Distribution (General Fund)	0.00	13,617,023.30	
RXFR	Transfer (Regular)	44,329,824.65	16,516,975.16	
				-40,757.51
MCJ0480	County Jail Reimburse ADC	-3,627,281.63		
RXFR	Transfer (Regular)	2,483,918.32	28,931,815.81	
WARR	Warrants	28,968,307.00	0.00	
				-1,106,872.12
MCJ0485	County Jail Reimburse ADCC	-194,152.00		
RXFR	Transfer (Regular)	670,200.00	2,020,200.00	
WARR	Warrants	1,163,254.00	0.00	
				-380,898.00
MCR0100	Court Reporters	-105,857.01		
RXFR	Transfer (Regular)	803,466.06	756,334.10	
WARR	Warrants	58,085.97	0.00	
				-639.08
MCR0200	AOC Court Report (0023)	0.00		
RCPT	Receipt	0.00	1,650.29	
RXFR	Transfer (Regular)	8,299,537.52	9,441,319.43	
WARR	Warrants	1,132,859.58	0.00	
				-10,572.62
MCS0000	Open Enrollment Facilities Lo:	-5,000,000.00		
RXFR	Transfer (Regular)	5,000,000.00	0.00	
				0.00
MCV0000	Co Voting Sys Grant Act 1189/	-597,649.55		
CTAX	Claims & Taxes	45,407.51	0.00	
RCPT	Receipt	0.00	1,197,803.22	
SDIS	Distribution (Special Fund)	0.00	1,157,263.35	
SPEC	Special Reversing Entry	1,195,519.99	0.00	
WARR	Warrants	1,500,000.00	0.00	
				-211,788.62
MDA0100	Drug/Alcohol Abuse Prev/Trea	-2,039,860.11		
RCPT	Receipt	0.00	17,031,824.54	

Fund Transaction by Type

Start Date:7/1/15 End Date:6/30/16

Fund	Fund Description	Beginning Balance		Ending Balance
Type	Type Description	Debits	Credits	
RXFR	Transfer (Regular)	1,564,745.71	2,054,331.36	
SDIS	Distribution (Special Fund)	0.00	220,170.37	
SPEC	Special Reversing Entry	223,750.38	0.00	
WARR	Warrants	17,448,660.59	0.00	
				-2,109,029.70
MDT0100	Law/Pros Drug Enf Training	-274.26		
RXFR	Transfer (Regular)	0.00	45,929.04	
WARR	Warrants	41,343.20	0.00	
				-4,860.10
MEE0000	Environmental Ed Fund	-278,500.79		
COFF	Checks Charged Off	300.00	0.00	
RCPT	Receipt	0.00	104,420.26	
RXFR	Transfer (Regular)	66,315.95	0.00	
WARR	Warrants	94,497.64	0.00	
				-221,807.46
MEM0000	Emergency Med Svcs (0645)	-80,095.91		
RADJ	Receipt Adjustment	30.00	70.00	
RCPT	Receipt	0.00	44,067.00	
SDIS	Distribution (Special Fund)	0.00	43,401.29	
SPEC	Special Reversing Entry	44,107.00	0.00	
WARR	Warrants	13,749.17	0.00	
				-109,748.03
MER0100	Computer & Elec Recycling-O	-193,474.01		
RXFR	Transfer (Regular)	0.00	74,081.77	
WARR	Warrants	124,082.74	0.00	
				-143,473.04
MFF0100	Judicial Filing Fee-Gen Elec	-1,036,503.30		
RCPT	Receipt	0.00	266,898.13	
				-1,303,401.43
MFP0100	Fire Protection Lic Board-Oper	-196,049.06		
RCPT	Receipt	0.00	187,170.50	
RXFR	Transfer (Regular)	88,615.00	36.24	
WARR	Warrants	52,990.37	0.00	
				-241,650.43
MHC0000	Computer Services Revolving	0.00		
RXFR	Transfer (Regular)	4,173.63	4,173.63	
				0.00
MHC0100	Computer Svcs Revl-Oprs	-18,727,211.15		
COFF	Checks Charged Off	32.95	0.00	
RCPT	Receipt	0.00	104,034,128.61	
RXFR	Transfer (Regular)	17,062,953.00	801,877.30	
WARR	Warrants	96,670,505.51	0.00	
				-9,829,725.60
MHC0400	DIS E-RATE REIMBURSEMEN'	-783.42		
RCPT	Receipt	0.00	7,344,105.63	
WARR	Warrants	561,223.81	0.00	
				-6,783,665.24
MHC0500	Broadband Serv/Enh Act 1201	-66,236.00		
RXFR	Transfer (Regular)	8,198.97	8,160.72	
WARR	Warrants	66,197.75	0.00	
				0.00

Fund Transaction by Type

Start Date:7/1/15 End Date:6/30/16

Fund	Fund Description	Beginning Balance		Ending Balance
Type	Type Description	Debits	Credits	
MHD0100	Computer Svcs Reserve	-2,118,008.13		
RXFR	Transfer (Regular)	0.00	1,033,495.71	
WARR	Warrants	2,489,498.57	0.00	
				-662,005.27
MHF0000	Health Facility Svc Revolving	-599,025.98		
COFF	Checks Charged Off	4,000.00	2,000.00	
RADJ	Receipt Adjustment	135.00	0.00	
RCPT	Receipt	0.00	520,560.00	
RXFR	Transfer (Regular)	252,212.16	2,363.00	
SDIS	Distribution (Special Fund)	0.00	444,694.19	
SPEC	Special Reversing Entry	454,060.00	2,135.00	
				-860,371.01
MHI0100	Health Info Tech 19-5-1244	-810,519.69		
RADJ	Receipt Adjustment	261,438.75	290,487.50	
RCPT	Receipt	0.00	1,869,998.25	
RXFR	Transfer (Regular)	2,755,844.74	1,924,674.52	
SDIS	Distribution (Special Fund)	0.00	1,526,062.23	
SPEC	Special Reversing Entry	1,812,315.00	261,438.75	
WARR	Warrants	854,216.69	0.00	
				-999,365.76
MHR0100	AR Home Inspectors Reg	-351,988.38		
RCPT	Receipt	0.00	77,315.00	
RXFR	Transfer (Regular)	20,993.00	9.59	
WARR	Warrants	20,602.64	0.00	
				-387,717.33
MHS0100	Highway Safety Special-904 O	-926,299.54		
RCPT	Receipt	0.00	1,488,511.11	
RXFR	Transfer (Regular)	21.79	921,104.76	
WARR	Warrants	2,482,919.02	0.00	
				-852,974.60
MHT0100	Tuition Adj-Funding	0.00		
RXFR	Transfer (Regular)	350,000.00	350,000.00	
				0.00
MIA0000	Innovate AR Act 1596/07 (0790)	-310,039.47		
RXFR	Transfer (Regular)	0.00	1,500,000.00	
WARR	Warrants	1,810,039.47	0.00	
				0.00
MIF0000	Workforce Init 2015 (0700)	0.00		
RXFR	Transfer (Regular)	0.00	2,000,000.00	
WARR	Warrants	1,427,657.00	0.00	
				-572,343.00
MJA0000	Crime Information System	-597.00		
AXFR	Advance Transfer	0.00	183,377.41	
GDIS	Distribution (General Fund)	0.00	3,576,215.59	
RXFR	Transfer (Regular)	3,760,190.00	0.00	
				0.00
MJA0100	Crime Information System	-1,911,013.65		
COFF	Checks Charged Off	970.47	0.00	
RADJ	Receipt Adjustment	677.50	5.00	
RCPT	Receipt	0.00	4,443,941.93	
RXFR	Transfer (Regular)	3,143,487.44	3,888,796.50	

Fund Transaction by Type

Start Date:7/1/15 End Date:6/30/16

Fund	Fund Description	Beginning Balance		Ending Balance
Type	Type Description	Debits	Credits	
SDIS	Distribution (Special Fund)	0.00	2,951,030.81	
SPEC	Special Reversing Entry	2,999,627.55	612.50	
WARR	Warrants	4,443,624.02	0.00	
				-2,607,013.41
MJA0200	Crime Info System Backgrnd	-3,973,527.17		
RADJ	Receipt Adjustment	0.00	420.00	
RCPT	Receipt	0.00	54,767.90	
				-4,028,715.07
MJB0100	Justice Bldg Oprs-(350)	-611,173.97		
RXFR	Transfer (Regular)	593,623.97	0.00	
WARR	Warrants	17,550.00	0.00	
				0.00
MJB0101	Justice Build Maint (615)	0.00		
RXFR	Transfer (Regular)	0.00	647,917.13	
WARR	Warrants	113,248.01	0.00	
				-534,669.12
MJC0100	Mun Crt Judge Clerk Educ-Op	-142,250.48		
RCPT	Receipt	0.00	65.02	
RXFR	Transfer (Regular)	0.00	65,000.04	
WARR	Warrants	109,303.51	0.00	
				-98,012.03
MJF0100	Judicial Fine Coll Enhance Op	-1,883,122.47		
RADJ	Receipt Adjustment	0.00	53.75	
RCPT	Receipt	0.00	5,006,615.75	
RXFR	Transfer (Regular)	2,843,492.34	1,322.50	
WARR	Warrants	2,171,367.26	0.00	
				-1,876,254.87
MJM0000	DHS-Juv Det Facility Oprs	-239,234.03		
RXFR	Transfer (Regular)	400,000.00	400,000.00	
				-239,234.03
MJM0100	DHS-Juv Det Facility Oprs	0.00		
RXFR	Transfer (Regular)	0.00	31,167.00	
WARR	Warrants	31,167.00	0.00	
				0.00
MJM0200	DHS-Juv Det Facility-Benton C	0.00		
RXFR	Transfer (Regular)	0.00	22,082.00	
WARR	Warrants	22,082.00	0.00	
				0.00
MJM0300	DHS-Juv Det Fac-Craighead C	0.00		
RXFR	Transfer (Regular)	0.00	31,167.00	
WARR	Warrants	31,167.00	0.00	
				0.00
MJM0400	DHS-Juv Det Fac-Crittenden C	0.00		
RXFR	Transfer (Regular)	0.00	31,167.00	
WARR	Warrants	31,167.00	0.00	
				0.00
MJM0500	DHS-Juv Det Fac-Faulkner Co	0.00		
RXFR	Transfer (Regular)	0.00	20,783.00	
WARR	Warrants	20,783.00	0.00	
				0.00

Fund Transaction by Type

Start Date:7/1/15 End Date:6/30/16

Fund	Fund Description	Beginning Balance		Ending Balance
Type	Type Description	Debits	Credits	
MJM0600	DHS-Juv Det Fac-Garland Co			0.00
RXFR	Transfer (Regular)	0.00	28,574.00	
WARR	Warrants	28,574.00	0.00	
				0.00
MJM0700	DHS-Juv Det Fac-Independenc			0.00
RXFR	Transfer (Regular)	0.00	31,167.00	
WARR	Warrants	31,167.00	0.00	
				0.00
MJM0800	DHS-Juv Det Fac-Jefferson Co			0.00
RXFR	Transfer (Regular)	0.00	31,167.00	
WARR	Warrants	31,167.00	0.00	
				0.00
MJM0900	DHS-Juv Det Fac-Miller Co			0.00
RXFR	Transfer (Regular)	0.00	31,167.00	
WARR	Warrants	31,167.00	0.00	
				0.00
MJM1000	DHS-Juv Det Fac-Miss Co			0.00
RXFR	Transfer (Regular)	0.00	16,891.00	
WARR	Warrants	16,891.00	0.00	
				0.00
MJM1200	DHS-Juv Det Fac-Pulaski Co			0.00
RXFR	Transfer (Regular)	0.00	31,167.00	
WARR	Warrants	31,167.00	0.00	
				0.00
MJM1300	DHS-Juv Det Fac-Sebastian Cr			0.00
RXFR	Transfer (Regular)	0.00	31,167.00	
WARR	Warrants	31,167.00	0.00	
				0.00
MJM1500	DHS-Juv Det Fac-Washington			0.00
RXFR	Transfer (Regular)	0.00	31,167.00	
WARR	Warrants	31,167.00	0.00	
				0.00
MJM1600	DHS-Juv Det Fac-Yell Co			0.00
RXFR	Transfer (Regular)	0.00	31,167.00	
WARR	Warrants	31,167.00	0.00	
				0.00
MJU0000	Co Juror Reimburse Act 923/1			-451,852.92
RXFR	Transfer (Regular)	0.00	552,500.04	
WARR	Warrants	501,850.00	0.00	
				-502,502.96
MLA0100	City-County Tourist Facilities			0.00
LCRT	General Letter of Cert	0.00	1,047,181.00	
WARR	Warrants	1,047,181.00	0.00	
				0.00
MLC0000	County Aid Fund			-11,323,548.93
4LHC	Four Lane Highway Constructio	0.00	36,769,417.81	
AXFR	Advance Transfer	0.00	3,289,250.02	
DXFR	Transfer (Deduction)	0.00	1,911,151.57	
GDIS	Distribution (General Fund)	0.00	18,139,365.98	
HDIS	Distribution (Highway Fund)	0.00	80,877,633.52	
HSDIS	Highway Severance Distribution	0.00	4,482,236.43	

Fund Transaction by Type

Start Date:7/1/15 End Date:6/30/16

Fund	Fund Description	Beginning Balance		Ending Balance
Type	Type Description	Debits	Credits	
RXFR	Transfer (Regular)	147,772,199.22	2,038,131.60	
				-11,058,536.64
MLC0100	County Aid Fund-Gen-(074)	-1,507,757.85		
RCPT	Receipt	0.00	7,500,000.00	
RXFR	Transfer (Regular)	7,483,390.57	21,428,616.00	
WARR	Warrants	21,469,504.40	0.00	
				-1,483,478.88
MLC0200	County Aid Fund-Sp-(074)	-4,827,454.25		
CTAX	Claims & Taxes	2,577.21	118.71	
RXFR	Transfer (Regular)	152,046.95	137,337,790.77	
SDIS	Distribution (Special Fund)	0.00	4,988,237.41	
SPEC	Special Reversing Entry	5,204,141.85	51,004.02	
WARR	Warrants	133,053,009.35	0.00	
				-8,792,829.80
MLC0300	County Aid Military Land Sale	-190,434.44		
RADJ	Receipt Adjustment	329,730.64	0.00	
RCPT	Receipt	0.00	7,341,860.61	
WARR	Warrants	7,110,200.23	0.00	
				-92,364.18
MLC0400	Co Public Emp Blkt Bond Prgr	0.00		
RXFR	Transfer (Regular)	107,450.00	107,450.00	
				0.00
MLM0000	Municipal Aid	-11,323,548.93		
4LHC	Four Lane Highway Constructio	0.00	36,769,417.80	
AXFR	Advance Transfer	0.00	2,996,154.31	
CTAX	Claims & Taxes	319.91	319.91	
DXFR	Transfer (Deduction)	0.00	1,911,151.57	
GDIS	Distribution (General Fund)	0.00	26,375,944.69	
HDIS	Distribution (Highway Fund)	0.00	80,877,633.57	
HSDIS	Highway Severance Distribution	0.00	4,482,236.45	
RXFR	Transfer (Regular)	157,570,749.61	3,893,198.94	
				-11,058,536.65
MLM0100	Municipal Aid General Revenu	-2,089,853.71		
RXFR	Transfer (Regular)	1,653,221.29	29,646,427.48	
WARR	Warrants	27,726,847.62	0.00	
				-2,356,212.28
MLM0200	Municipal Aid Highway Reveni	-72,779.66		
CTAX	Claims & Taxes	2,577.21	118.71	
RADJ	Receipt Adjustment	6,460.50	3,230.25	
RCPT	Receipt	0.00	13,303.56	
RXFR	Transfer (Regular)	813.76	124,331,675.64	
SDIS	Distribution (Special Fund)	0.00	9,750.97	
SPEC	Special Reversing Entry	13,303.56	3,230.25	
WARR	Warrants	124,333,775.43	0.00	
				-77,158.58
MLM0300	Municipal Aid Escrow (0076)	0.00		
RXFR	Transfer (Regular)	0.00	969.01	
				-969.01
MLM0400	Mun Pub Emp Blkt Bond Prgm	0.00		
RXFR	Transfer (Regular)	215,810.00	215,810.00	
				0.00

Fund Transaction by Type

Start Date:7/1/15 End Date:6/30/16

Fund	Fund Description	Beginning Balance		Ending Balance
Type	Type Description	Debits	Credits	
MLS0100	DOL-Boiler Admin	-370,780.37		
COFF	Checks Charged Off	1,151.00	0.00	
RCPT	Receipt	0.00	878,878.71	
RXFR	Transfer (Regular)	535,588.82	118.50	
SDIS	Distribution (Special Fund)	0.00	863,684.05	
SPEC	Special Reversing Entry	878,878.71	1,151.00	
WARR	Warrants	198,900.98	0.00	
				-500,093.12
MLS0200	DOL-Elec Bd Oprs	-1,194,619.31		
COFF	Checks Charged Off	160.00	0.00	
RCPT	Receipt	0.00	344,623.34	
RXFR	Transfer (Regular)	441,452.55	2,521.64	
SDIS	Distribution (Special Fund)	0.00	338,805.96	
SPEC	Special Reversing Entry	344,475.00	160.00	
WARR	Warrants	168,339.06	0.00	
				-926,303.64
MLS0300	DOL-Other Revenue Receipts	-284,513.75		
COFF	Checks Charged Off	340.00	0.00	
RCPT	Receipt	0.00	595,844.00	
RXFR	Transfer (Regular)	342,000.00	103.27	
SDIS	Distribution (Special Fund)	0.00	370,322.50	
SPEC	Special Reversing Entry	376,344.00	0.00	
				-532,099.52
MMA0622	DISASTER ASSIST PADR (062	-3,670.93		
RXFR	Transfer (Regular)	3,670.93	0.00	
				0.00
MMA0699	Disaster Assist HZEO (0620)	0.00		
RXFR	Transfer (Regular)	179.36	179.36	
				0.00
MMA0911	Disaster Assist 0911 (0620)	-11,413.22		
RXFR	Transfer (Regular)	6,833.89	0.00	
				-4,579.33
MMA0919	Diaster Assist PA (0620)	-12,167.82		
RXFR	Transfer (Regular)	0.00	550,000.00	
WARR	Warrants	261,834.48	0.00	
				-300,333.34
MMA0938	Disaster Assist (0620)	-69,318.01		
WARR	Warrants	29,524.11	0.00	
				-39,793.90
MMA1106	Disaster Assist (0620)	-38,499.84		
RXFR	Transfer (Regular)	0.00	63,830.00	
WARR	Warrants	101,824.83	0.00	
				-505.01
MMA1134	Disaster Assistance (0620)	-2,356.59		
RXFR	Transfer (Regular)	2,356.59	0.00	
				0.00
MMA1140	Disaster Assist (0620)	-88,385.73		
RCPT	Receipt	0.00	233.34	
				-88,619.07
MMA1210	Disaster Assit (0620)	-247,407.42		
RXFR	Transfer (Regular)	6,779.74	279,389.87	

Fund Transaction by Type

Start Date:7/1/15 End Date:6/30/16

Fund	Fund Description	Beginning Balance		Ending Balance
Type	Type Description	Debits	Credits	
WARR	Warrants	160,378.22	0.00	
				-359,639.33
MMA1304	Disaster Assist (0620)	-5,406.87		
RXFR	Transfer (Regular)	5,406.87	0.00	
				0.00
MMA1306	Disaster Assist (0620)	-0.05		
RXFR	Transfer (Regular)	0.05	0.00	
				0.00
MMA1309	Disaster Assist (0620)	-2,000.00		
RXFR	Transfer (Regular)	2,000.00	0.00	
				0.00
MMA1312	Disaster Assist (0620)	-35,752.28		
RXFR	Transfer (Regular)	43,514.49	7,800.00	
				-37.79
MMA1315	Disaster Assist (0620)	-156,455.00		
RXFR	Transfer (Regular)	156,455.00	0.00	
				0.00
MMA1401	Disaster Assist (0620)	-24,621.52		
RXFR	Transfer (Regular)	24,621.52	0.00	
				0.00
MMA1407	Disaster Assistance (0620)	-29,065.93		
RCPT	Receipt	0.00	77.78	
				-29,143.71
MMA1413	Disaster Assist (0620)	-151,111.08		
RXFR	Transfer (Regular)	75,000.00	11,121.98	
WARR	Warrants	2,000.00	0.00	
				-85,233.06
MMA1434	Disaster Assist (0620)	-54,760.00		
WARR	Warrants	2,120.00	0.00	
				-52,640.00
MMA1435	Disaster Assist (0620)	-3,913.56		
RXFR	Transfer (Regular)	3,913.56	0.00	
				0.00
MMA1441	Disaster Assist (0620)	-36.19		
RXFR	Transfer (Regular)	0.00	12,600.00	
WARR	Warrants	12,619.58	0.00	
				-16.61
MMA1449	Disaster Assist (0620)	-61,716.92		
RXFR	Transfer (Regular)	0.00	279,000.00	
WARR	Warrants	159,372.71	0.00	
				-181,344.21
MMA1450	Disaster Assist (0620)	-160,510.00		
RXFR	Transfer (Regular)	163,275.65	246,200.00	
WARR	Warrants	207,079.77	0.00	
				-36,354.58
MMA1451	Disaster Assist (0620)	-12,413.48		
RXFR	Transfer (Regular)	0.00	145,000.00	
WARR	Warrants	6,507.21	0.00	
				-150,906.27
MMA1454	Disaster Assist (0620)	-483.65		

Fund Transaction by Type

Start Date:7/1/15 End Date:6/30/16

Fund	Fund Description	Beginning Balance	Ending Balance
Type	Type Description	Debits	Credits
RXFR	Transfer (Regular)	0.00	37,200.00
WARR	Warrants	37,675.44	0.00
			-8.21
MMA1455	Disaster Assist (0620)	-618.98	
RXFR	Transfer (Regular)	618.98	0.00
			0.00
MMA1505	DIS ASSIST (0620)	-69,413.50	
WARR	Warrants	69,413.50	0.00
			0.00
MMA1510	DIS ASST (620)	-95,000.00	
RXFR	Transfer (Regular)	45,000.00	0.00
WARR	Warrants	50,000.00	0.00
			0.00
MMA1511	Disaster Assist (0620)	-21,937.24	
RXFR	Transfer (Regular)	18,542.82	25,000.00
WARR	Warrants	21,264.52	0.00
			-7,129.90
MMA1512	DFA Dis Asst Pa (0620)	-42,303.50	
WARR	Warrants	42,303.50	0.00
			0.00
MMA1513	Disaster Assist (0620)	-4,924.12	
RXFR	Transfer (Regular)	35,574.53	808,000.00
WARR	Warrants	656,813.21	0.00
			-120,536.38
MMA1514	Disaster Assist (0620)	-97.94	
RXFR	Transfer (Regular)	0.00	374,200.00
WARR	Warrants	374,261.44	0.00
			-36.50
MMA1515	Disaster Assist (0620)	0.00	
RXFR	Transfer (Regular)	48,343.00	48,343.00
			0.00
MMA1520	Disaster Assist (0620)	-299,884.64	
WARR	Warrants	44,605.85	0.00
			-255,278.79
MMA1521	DIS ASST EO 1521 HZ ACA (0620)	0.00	
RXFR	Transfer (Regular)	43,974.05	834,551.12
WARR	Warrants	547,022.67	0.00
			-243,554.40
MMA1523	DIS ASST EO 1523 HZ ACA(620)	0.00	
RXFR	Transfer (Regular)	0.00	75,000.00
WARR	Warrants	31,830.83	0.00
			-43,169.17
MMA1524	DIS ASST 1524 RA ACA 19-5-1	0.00	
RXFR	Transfer (Regular)	0.00	8,000.00
			-8,000.00
MMA1525	Disaster Assist (0620)	0.00	
RXFR	Transfer (Regular)	14,706.92	18,000.00
			-3,293.08
MMA1527	DIS ASST 1527 RA ACA 19-5	0.00	
RXFR	Transfer (Regular)	11,180.54	50,000.00

Fund Transaction by Type

Start Date:7/1/15 End Date:6/30/16

Fund	Fund Description	Beginning Balance		Ending Balance
Type	Type Description	Debits	Credits	
WARR	Warrants	20,724.88	0.00	-18,094.58
MMA1529	Disaster Assist (0620)	0.00		
RXFR	Transfer (Regular)	0.00	170,000.00	
WARR	Warrants	170,000.00	0.00	0.00
MMA1540	DIS ASST DR 1540 PA ACA (0620)	0.00		
RXFR	Transfer (Regular)	0.00	35,000.00	
WARR	Warrants	34,815.94	0.00	-184.06
MMA1596	Disaster Assist (0620)	0.00		
RXFR	Transfer (Regular)	0.00	2,000,000.00	
WARR	Warrants	1,997,856.27	0.00	-2,143.73
MMA1603	DIS ASST 1603 RA ACA 19-5-1	0.00		
RXFR	Transfer (Regular)	0.00	25,000.00	
WARR	Warrants	3,716.00	0.00	-21,284.00
MMA1604	DIS ASST 1604 PA ACA 19-5-1	0.00		
RXFR	Transfer (Regular)	0.00	22,010.00	
WARR	Warrants	22,007.11	0.00	-2.89
MMA1606	Disaster Assist HZ (0620)	0.00		
RXFR	Transfer (Regular)	0.00	37,500.00	
				-37,500.00
MMA1610	DIS ASST 1610 PA ACA 19-5-1	0.00		
RXFR	Transfer (Regular)	0.00	7,014.04	
WARR	Warrants	7,014.04	0.00	0.00
MMA1611	DIS ASST 1611 IA ACA 19-5-1C	0.00		
RXFR	Transfer (Regular)	0.00	50,000.00	
WARR	Warrants	26,975.72	0.00	-23,024.28
MMA1612	DIS ASST 1612 PA ACA 19-5-1	0.00		
RXFR	Transfer (Regular)	626,000.00	626,000.00	0.00
MMA1613	DIS ASST 1613 PA ACA 19-5-1	0.00		
RXFR	Transfer (Regular)	0.00	150,000.00	
WARR	Warrants	18,223.19	0.00	-131,776.81
MMA1618	DIS ASST 1618 PA ACA 19-5-1	0.00		
RXFR	Transfer (Regular)	0.00	160,000.00	
				-160,000.00
MMA1700	Disaster Assistance Ep Dr 03-1	-50.87		
RXFR	Transfer (Regular)	50.87	0.00	0.00
MMA2600	Disaster Assit Padr 04-43 (0620)	-410.91		
RXFR	Transfer (Regular)	410.91	0.00	0.00
MMA6000	Disaster Assistance (0620)	-140,866.34		

Fund Transaction by Type

Start Date:7/1/15 End Date:6/30/16

Fund	Fund Description	Beginning Balance	Ending Balance
Type	Type Description	Debits	Credits
RXFR	Transfer (Regular)	140,866.34	0.00
			0.00
MMA7500	Dis Asst	-1,080.44	
RXFR	Transfer (Regular)	1,080.44	0.00
			0.00
MMA9600	Disaster Assist Hmdr 03-324(0	-182,038.63	
RXFR	Transfer (Regular)	182,038.63	0.00
			0.00
MMD0000	Trial Court Administrator	-425,727.00	
RXFR	Transfer (Regular)	384,770.69	0.00
WARR	Warrants	40,919.35	0.00
			-36.96
MMD0100	AOC Trial Ct Adm (0023)	0.00	
RCPT	Receipt	0.00	388.08
RXFR	Transfer (Regular)	6,609,139.53	7,946,236.09
WARR	Warrants	723,811.73	0.00
			-613,672.91
MMF0000	Merit Adjustment	-5,250,000.00	
RXFR	Transfer (Regular)	5,250,000.00	0.00
			0.00
MMF0100	Merit Adjustment	-10,515,690.79	
RXFR	Transfer (Regular)	5,329,102.00	5,650,000.00
			-10,836,588.79
MMT0100	Massage Therapy Bd-Operatio	-21,135.60	
RCPT	Receipt	0.00	44,212.08
RXFR	Transfer (Regular)	52,534.34	0.00
SDIS	Distribution (Special Fund)	0.00	42,735.75
SPEC	Special Reversing Entry	43,430.64	0.00
WARR	Warrants	12,098.29	0.00
			-20.16
MMT0200	Massage Therapy (0645)	0.00	
COFF	Checks Charged Off	80.00	0.00
RADJ	Receipt Adjustment	1,710.00	1,790.00
RCPT	Receipt	0.00	109,327.00
RXFR	Transfer (Regular)	71,598.35	16,068.44
SDIS	Distribution (Special Fund)	0.00	104,832.41
SPEC	Special Reversing Entry	107,607.00	1,070.00
			-52,092.50
MMV0200	Motor Vehicle Acquisition M&I	-893,881.45	
RXFR	Transfer (Regular)	1,048,907.13	880,579.32
			-725,553.64
MMV0400	MVAR-M & R	-1,229,422.11	
RXFR	Transfer (Regular)	192,321.14	893,881.45
			-1,930,982.42
MMV1A00	MVAR-100 HSU	-19,869.00	
WARR	Warrants	19,869.00	0.00
			0.00
MMV1B00	MVAR-105 SAU	-42,006.00	
RCPT	Receipt	0.00	28,589.85
RXFR	Transfer (Regular)	0.00	8,896.15

Fund Transaction by Type

Start Date:7/1/15 End Date:6/30/16

Fund	Fund Description	Beginning Balance	Ending Balance	
Type	Type Description	Debits	Credits	
WARR	Warrants	79,492.00	0.00	0.00
MMV1E00	MVAR-120 ASU Beebe	0.00		
RCPT	Receipt	0.00	6,000.00	
WARR	Warrants	6,000.00	0.00	0.00
MMV1F00	MVAR-125 ASU Jonesboro	-43,961.00		
WARR	Warrants	43,961.00	0.00	0.00
MMV1H00	MVAR-135 UAF	-380.00		
RCPT	Receipt	0.00	776,397.98	
RXFR	Transfer (Regular)	0.00	12,615.72	
WARR	Warrants	588,200.85	0.00	-201,192.85
MMV1I00	MVAR-145 UALR	-67,471.00		
WARR	Warrants	67,371.00	0.00	-100.00
MMV1J00	MVAR-150 UAMS	-89,011.00		
RCPT	Receipt	0.00	68,129.00	
WARR	Warrants	119,000.00	0.00	-38,140.00
MMV1K00	MVAR-155 UAM	-1,790.00		
RCPT	Receipt	0.00	5,500.00	
WARR	Warrants	5,500.00	0.00	-1,790.00
MMV1L00	MVAR-160 UAPB	-9,800.90		
RCPT	Receipt	0.00	44,746.00	
WARR	Warrants	44,746.00	0.00	-9,800.90
MMV1M00	MVAR-165 UCA	-35.00		
RCPT	Receipt	0.00	25,480.00	
WARR	Warrants	25,480.00	0.00	-35.00
MMV1S00	MVAR-192 RMCC	-1,560.00		
RCPT	Receipt	0.00	31,440.00	
WARR	Warrants	33,000.00	0.00	0.00
MMV1U00	MVAR-195 Westark CC	0.00		
RCPT	Receipt	0.00	46,717.08	
RXFR	Transfer (Regular)	0.00	5,702.92	
WARR	Warrants	26,250.00	0.00	-26,170.00
MMV1V00	MVAR-198 NW CC	0.00		
RCPT	Receipt	0.00	6,000.00	
WARR	Warrants	6,000.00	0.00	0.00
MMV2E00	MV-Tobacco Ctl Brd	-60,572.00		
RXFR	Transfer (Regular)	214,442.21	154,025.21	-155.00
MMV3P00	AR Minority Health Comm (062	0.00		

Fund Transaction by Type

Start Date:7/1/15 End Date:6/30/16

Fund	Fund Description	Beginning Balance	Ending Balance
Type	Type Description	Debits	Credits
RXFR	Transfer (Regular)	24,498.00	24,498.00
			0.00
MMV4B00	Agri Dept (0620)	-35,662.82	
RXFR	Transfer (Regular)	242,457.82	311,247.82
			-104,452.82
MMV4F00	MVAR Insurance	-0.99	
RXFR	Transfer (Regular)	25,188.21	25,188.21
			-0.99
MMV4H00	MVAR Pub Serv Comm	-3,000.00	
RXFR	Transfer (Regular)	22,995.00	22,995.00
			-3,000.00
MMV4L00	MVAR DIS	0.00	
RXFR	Transfer (Regular)	19,000.00	19,000.00
			0.00
MMV4M00	MVAR Correct	0.00	
RXFR	Transfer (Regular)	327,542.00	375,992.00
			-48,450.00
MMV4N00	MVAR Cmty Punishment	-184,066.91	
RXFR	Transfer (Regular)	894,674.34	722,372.85
			-11,765.42
MMV5A00	MVAR Educ Gen	-53,806.00	
RXFR	Transfer (Regular)	53,806.00	0.00
			0.00
MMV5G00	MVAR VT Rehab	0.00	
RXFR	Transfer (Regular)	0.00	89,066.50
			-89,066.50
MMV6C00	MVAR ABC Enf	-20,284.00	
RXFR	Transfer (Regular)	20,284.00	0.00
			0.00
MMV6E00	MVAR Rev	-46,387.06	
RXFR	Transfer (Regular)	464,832.00	500,304.00
			-81,859.06
MMV6P00	MVAR Petit Jean	0.00	
RCPT	Receipt	0.00	25,985.00
			-25,985.00
MMV6R00	MVAR Pulaski TC	0.00	
RCPT	Receipt	0.00	40,405.00
			-40,405.00
MMV7A00	MVAR Higher Ed	0.00	
RXFR	Transfer (Regular)	0.00	25,517.00
			-25,517.00
MMV7B00	MVAR DHS	-103,797.62	
RXFR	Transfer (Regular)	414,686.75	422,051.10
			-111,161.97
MMV8G00	MVAR DAH Historic Preservati	0.00	
RXFR	Transfer (Regular)	17,877.00	17,877.00
			0.00
MMV9A00	MVAR Dept of Parks & Tourisr	-277,288.01	
RXFR	Transfer (Regular)	370,543.00	464,753.00
			-371,498.01

Fund Transaction by Type

Start Date:7/1/15 End Date:6/30/16

Fund	Fund Description	Beginning Balance		Ending Balance
Type	Type Description	Debits	Credits	
MMV9C00	MVAR AR Dept of Eviron Qual			-25,435.57
RXFR	Transfer (Regular)	19,031.00	0.00	
				-6,404.57
MMV9F00	MVAR State Police			-54,798.00
RXFR	Transfer (Regular)	3,009,317.28	3,094,917.73	
				-140,398.45
MMV9G00	MVAR Military			-16,620.50
RXFR	Transfer (Regular)	88,540.50	88,617.00	
				-16,697.00
MNA0100	Information Network of AR-Op			-1,378,502.99
RCPT	Receipt	0.00	220,516.00	
WARR	Warrants	98,704.00	0.00	
				-1,500,314.99
MNM0000	NewMarketPerfGuar (0790)			-431,719.25
WARR	Warrants	289,453.77	0.00	
				-142,265.48
MNU0000	Umilical Cord Blood 777/09			-337.00
RXFR	Transfer (Regular)	0.00	2,041.78	
WARR	Warrants	2,265.78	0.00	
				-113.00
MPC0000	DFA Purchase Card Prog			-1,076,005.38
RCPT	Receipt	0.00	1,217,052.30	
RXFR	Transfer (Regular)	187,666.88	98.03	
WARR	Warrants	1,943,908.39	0.00	
				-161,580.44
MPH0000	Property Sales Holding			-360,565.65
COFF	Checks Charged Off	4,418.02	0.00	
RCPT	Receipt	0.00	3,029,861.83	
RXFR	Transfer (Regular)	3,060,074.12	168,500.16	
WARR	Warrants	39,893.77	0.00	
				-454,541.73
MPH0100	Property Sales Holding			-480,573.51
RCPT	Receipt	0.00	207.10	
RXFR	Transfer (Regular)	764,467.58	859,954.76	
WARR	Warrants	121,394.24	0.00	
				-454,873.55
MPH0200	Property Sales Holding			-105,638.03
RXFR	Transfer (Regular)	1,836,622.06	2,238,257.65	
WARR	Warrants	391,499.87	0.00	
				-115,773.75
MPL0645	Lead Based Paint Haz (0645)			-275,249.50
RCPT	Receipt	0.00	14,220.00	
SDIS	Distribution (Special Fund)	0.00	13,992.48	
SPEC	Special Reversing Entry	14,220.00	0.00	
				-289,241.98
MPR0100	Publication Dev/Resale Revolv			-2,562.98
RCPT	Receipt	0.00	656.33	
				-3,219.31
MPT0100	AR Parks & Trsm-Parks Div			-686,982.00
RCPT	Receipt	0.00	357.62	

Fund Transaction by Type

Start Date:7/1/15 End Date:6/30/16

Fund	Fund Description	Beginning Balance		Ending Balance
Type	Type Description	Debits	Credits	
RXFR	Transfer (Regular)	133,181.33	8.25	
WARR	Warrants	43,580.46	0.00	
				-510,586.08
MPT0200	AR Parks & Trsm-Outdoor Grn	-4,523,140.29		
RXFR	Transfer (Regular)	45,644.84	2,635,276.38	
SDIS	Distribution (Special Fund)	0.00	2,506,763.33	
SPEC	Special Reversing Entry	2,635,276.38	45,644.84	
WARR	Warrants	2,566,509.81	0.00	
				-4,463,393.81
MPW0000	AR Port&Waterway Dev Grant	-450,644.42		
RXFR	Transfer (Regular)	0.00	968,397.80	
WARR	Warrants	450,644.00	0.00	
				-968,398.22
MQA0000	Quick Action Closing Act 510/	-33,706,462.83		
RCPT	Receipt	0.00	672,267.30	
WARR	Warrants	6,872,542.57	0.00	
				-27,506,187.56
MRE0400	SBS Real Estate-Acq/Maint-(3f	-220,628.97		
RXFR	Transfer (Regular)	220,628.97	0.00	
				0.00
MRE0401	DFA Build Auth RE (615)	0.00		
RCPT	Receipt	0.00	1,500.00	
RXFR	Transfer (Regular)	0.00	220,628.97	
				-222,128.97
MRF0101	Rural Fire Protection 19-5-1011	-484,428.61		
RCPT	Receipt	0.00	564,932.79	
RXFR	Transfer (Regular)	818.92	1,637.84	
WARR	Warrants	498,094.24	0.00	
				-552,086.08
MRH0100	Rural Health Service Revolving	-75,654.53		
WARR	Warrants	48,753.54	0.00	
				-26,900.99
MRM0200	Rural Medical Clinic Loan	-706,019.42		
RXFR	Transfer (Regular)	706,019.42	0.00	
				0.00
MRP0100	DHS-MEDICAID REBATE REV(0.00		
RCPT	Receipt	0.00	246,648,427.21	
RXFR	Transfer (Regular)	217,035,248.28	0.00	
				-29,613,178.93
MSB0000	Minority Bus Loan 1428/09	-298,643.56		
RCPT	Receipt	0.00	150.00	
				-298,793.56
MSH0000	Safe Harbor Exploited Childre	-1,000.00		
RCPT	Receipt	0.00	13,873.74	
				-14,873.74
MSR0100	St Military Sp Revl	-528,066.71		
RXFR	Transfer (Regular)	15,394.48	5,245.73	
WARR	Warrants	183,898.17	0.00	
				-334,019.79
MST0000	Arkansas Acceleration Act706	-228,682.40		

Fund Transaction by Type

Start Date:7/1/15 End Date:6/30/16

Fund	Fund Description	Beginning Balance		Ending Balance
Type	Type Description	Debits	Credits	
WARR	Warrants	228,682.40	0.00	0.00
MST0100	AEDC-AR Acceleration (790)	0.00		
RCPT	Receipt	0.00	26.10	
RXFR	Transfer (Regular)	0.00	2,100,000.00	
WARR	Warrants	1,050,000.00	0.00	
				-1,050,026.10
MTA0000	Miscellaneous Revolving	-108,813.72		
RCPT	Receipt	0.00	1,454,226.73	
RXFR	Transfer (Regular)	1,539,395.26	1,075.39	
				-24,720.58
MTA0201	Misc Revl-Widow/Depnd Chldr	-116,088.76		
CTAX	Claims & Taxes	7,500.00	94,580.58	
FORG	Forgery	0.00	708.30	
RCPT	Receipt	0.00	81.49	
RXFR	Transfer (Regular)	11,619.96	1,467,702.04	
WARR	Warrants	1,207,934.15	0.00	
				-452,107.06
MTA0202	Death Benefit Agency (0360)	-25,000.00		
RXFR	Transfer (Regular)	0.00	31,250.00	
WARR	Warrants	40,000.00	0.00	
				-16,250.00
MTA0245	Massage Therapy (0245)	-190.72		
RXFR	Transfer (Regular)	190.72	0.00	
				0.00
MTA0300	DFA-Miscellaneous Revl-Reve	-149,426.40		
CTAX	Claims & Taxes	817.63	76,383.68	
WARR	Warrants	78,540.72	0.00	
				-146,451.73
MTA0301	Sales/Use Tax Refunds (0630)	-22,513,970.67		
RXFR	Transfer (Regular)	1,992,211.48	100,719,049.64	
WARR	Warrants	112,891,404.13	0.00	
				-8,349,404.70
MTA0302	Motor Fuel Tax Ref (0630)	-79,106.07		
RXFR	Transfer (Regular)	274.06	1,099,185.90	
WARR	Warrants	1,138,348.80	0.00	
				-39,669.11
MTA0303	Natl Gas Sev Tax Ref (0630)	-4,205.89		
RXFR	Transfer (Regular)	0.00	1,779,453.16	
WARR	Warrants	1,779,641.16	0.00	
				-4,017.89
MTA0304	Alcohol Tax Refunds (0630)	-21,067.37		
RXFR	Transfer (Regular)	0.00	152,473.03	
WARR	Warrants	165,725.40	0.00	
				-7,815.00
MTA0305	Soft Drink Tax Refunds (0630)	-235.81		
RXFR	Transfer (Regular)	0.00	68,559.23	
WARR	Warrants	67,767.64	0.00	
				-1,027.40
MTA0306	Cigarette/Tobacco Tax Ref 063	-54.91		

Fund Transaction by Type

Start Date:7/1/15 End Date:6/30/16

Fund	Fund Description	Beginning Balance		Ending Balance
Type	Type Description	Debits	Credits	
RXFR	Transfer (Regular)	311.22	87,412.43	
WARR	Warrants	79,516.06	0.00	
				-7,640.06
MTA0307	Severance Tax Refunds (0630)	-1,193.79		
RXFR	Transfer (Regular)	0.00	443,998.66	
WARR	Warrants	443,180.24	0.00	
				-2,012.21
MTA0308	Amusement Tax Refunds (0630)	-1,325.15		
RXFR	Transfer (Regular)	0.00	4,322.50	
WARR	Warrants	3,977.65	0.00	
				-1,670.00
MTA0309	Vending Device Refunds (0630)	-10.00		
RXFR	Transfer (Regular)	0.00	42,713.38	
WARR	Warrants	42,664.38	0.00	
				-59.00
MTA0310	Beef Council Refunds (0630)	0.00		
RXFR	Transfer (Regular)	0.00	1,803.70	
WARR	Warrants	1,803.70	0.00	
				0.00
MTA0311	Swine Disease Refunds (0630)	0.00		
RXFR	Transfer (Regular)	0.00	1,868.55	
WARR	Warrants	1,868.55	0.00	
				0.00
MTA0313	Corn/Grain/Sorghum Refund (0630)	-202.51		
RXFR	Transfer (Regular)	0.00	3,918.01	
WARR	Warrants	3,918.01	0.00	
				-202.51
MTA0314	Rice Assessment Refund (0630)	0.00		
RXFR	Transfer (Regular)	0.00	14,084.93	
WARR	Warrants	14,084.93	0.00	
				0.00
MTA0315	Soybean Assessment Refund (0630)	0.00		
RXFR	Transfer (Regular)	0.00	2,497.42	
WARR	Warrants	2,497.42	0.00	
				0.00
MTA0316	Wheat Assessment Refund (0630)	-73.70		
RXFR	Transfer (Regular)	0.00	3,457.10	
WARR	Warrants	3,457.10	0.00	
				-73.70
MTA0317	Craft Trng Permits Refund 0630	-356.86		
RXFR	Transfer (Regular)	0.00	21,458.40	
WARR	Warrants	21,815.26	0.00	
				0.00
MTA0318	Telephone Tariff (0630)	-31.80		
RXFR	Transfer (Regular)	0.00	220.40	
WARR	Warrants	252.20	0.00	
				0.00
MTA0319	WasteTireFeeRefund (0630)	-471.13		
RXFR	Transfer (Regular)	622.00	6,372.88	
WARR	Warrants	5,750.88	0.00	

Fund Transaction by Type

Start Date:7/1/15 End Date:6/30/16

Fund	Fund Description	Beginning Balance	Ending Balance	
Type	Type Description	Debits	Credits	
				-471.13
MTA0321	Bingo Tax/Fee Refunds	0.00		
RXFR	Transfer (Regular)	0.00	240.00	
WARR	Warrants	240.00	0.00	
				0.00
MTA0322	Misc Revol RET Tx/AdVal (063	-1,699.50		
RXFR	Transfer (Regular)	26,914.80	118,553.00	
WARR	Warrants	87,879.50	0.00	
				-5,458.20
MTA03DS	Misc Revolv DrvSvcs (0630)	-14,612.02		
RXFR	Transfer (Regular)	1,688.37	58,960.17	
WARR	Warrants	49,619.71	0.00	
				-22,264.11
MTA03MV	MiscRevolv MotorVeh (0630)	-413,791.98		
RXFR	Transfer (Regular)	7,397.24	2,227,523.67	
WARR	Warrants	2,163,126.89	0.00	
				-470,791.52
MTA0401	Misc Revl-Ins Dept-Pub Sch Cl	-301,769.54		
RCPT	Receipt	0.00	150,162.65	
RXFR	Transfer (Regular)	98.00	0.00	
WARR	Warrants	95,921.40	0.00	
				-355,912.79
MTA0402	Misc Revl-Ins Dept-Co Claims	-70,794.96		
WARR	Warrants	26,877.09	0.00	
				-43,917.87
MTA0403	Misc Revl-Ins Dept-City Claims	-381,225.78		
RCPT	Receipt	0.00	134.89	
RXFR	Transfer (Regular)	0.00	127.87	
WARR	Warrants	24,275.04	0.00	
				-357,213.50
MTA0404	Misc Revl-Ins Dept-Overpayme	-164,123.91		
CTAX	Claims & Taxes	147,926.01	11,641,769.61	
RADJ	Receipt Adjustment	1,105.00	19,237.81	
RXFR	Transfer (Regular)	54,619.31	0.00	
WARR	Warrants	11,018,974.90	0.00	
				-602,506.11
MTA2001	Misc Rev-Emrg Procl	0.00		
RXFR	Transfer (Regular)	0.00	500,000.00	
				-500,000.00
MTA2100	Misc Revl-St Empl Blkt Bnd Pr	-525.35		
RCPT	Receipt	0.00	1,179.61	
RXFR	Transfer (Regular)	294,946.47	294,421.12	
				-1,179.61
MTA6300	Misc Rev-Corp Fees & Tax Ref	-53,934.53		
CTAX	Claims & Taxes	286,521.90	710,741.77	
RXFR	Transfer (Regular)	136,477.45	136,158.95	
WARR	Warrants	429,161.31	0.00	
				-48,674.59
MUI0000	Unemploy Ins Adm §19-5-1230	-3,625,646.81		
RCPT	Receipt	0.00	2,529,491.53	

Fund Transaction by Type

Start Date:7/1/15 End Date:6/30/16

Fund	Fund Description	Beginning Balance		Ending Balance
Type	Type Description	Debits	Credits	
WARR	Warrants	1,719,113.40	0.00	
				-4,436,024.94
MUP0100	Unpaved Roads Prog (790)	0.00		
RCPT	Receipt	0.00	250,000.00	
				-250,000.00
MWA0100	Geology Map Resale Revolving	-33,631.79		
RCPT	Receipt	0.00	10,338.07	
RXFR	Transfer (Regular)	0.00	30.38	
WARR	Warrants	2,552.43	0.00	
				-41,447.81
MWF0000	COUNTY ROAD CONST & MAI	0.00		
RXFR	Transfer (Regular)	83,160.99	83,160.99	
				0.00
MWH0200	ADEM Federal Surplus 1187/05	-972,412.94		
COFF	Checks Charged Off	12,128.00	0.00	
RCPT	Receipt	0.00	1,533,980.39	
RXFR	Transfer (Regular)	744,279.67	2,475.00	
WARR	Warrants	910,134.28	0.00	
				-842,326.38
MWJ0100	ABA Administration	-5,098,839.69		
RXFR	Transfer (Regular)	4,896,785.53	2,761.85	
WARR	Warrants	204,710.14	0.00	
				-105.87
MWJ0101	DFA Build Auth Admin (615)	0.00		
RCPT	Receipt	0.00	12,214,948.82	
RXFR	Transfer (Regular)	4,218,205.42	5,143,613.59	
WARR	Warrants	7,329,032.92	0.00	
				-5,811,324.07
MWJ0200	Justice Building Construction	-56,866.48		
RXFR	Transfer (Regular)	34,382.71	615.64	
WARR	Warrants	23,099.41	0.00	
				0.00
MWJ0201	Justice Building Con (615)	0.00		
RXFR	Transfer (Regular)	104,019.31	629,160.68	
WARR	Warrants	485,550.91	0.00	
				-39,590.46
MWJ0300	ABA Critical Maintenance	-3,554,649.32		
RXFR	Transfer (Regular)	3,551,018.41	279.08	
WARR	Warrants	3,909.99	0.00	
				0.00
MWJ0301	Critical Maintenance (615)	0.00		
RXFR	Transfer (Regular)	200,000.00	5,915,208.87	
WARR	Warrants	1,010,569.36	0.00	
				-4,704,639.51
MWP0000	Solid Waste Performance Bon	-2,008,399.46		
WARR	Warrants	1,182,904.10	0.00	
				-825,495.36
MWS0000	Workforce Services § 19-5-123	-239.00		
AXFR	Advance Transfer	0.00	188,510.92	
GDIS	Distribution (General Fund)	0.00	3,676,329.08	

Fund Transaction by Type

Start Date:7/1/15 End Date:6/30/16

Fund	Fund Description	Beginning Balance	Ending Balance
Type	Type Description	Debits	Credits
RXFR	Transfer (Regular)	3,879,296.01	14,217.01
			0.00
MWW0000	Wastewater Licensing	-442,147.22	
RCPT	Receipt	0.00	111,400.00
RXFR	Transfer (Regular)	61,968.23	1,660.00
WARR	Warrants	15,611.23	0.00
			-477,627.76
NAB0000	DFA-ABC-Admin-Int Treas	-4,106.32	
COFF	Checks Charged Off	10.00	0.00
DXFR	Transfer (Deduction)	0.00	72.76
RCPT	Receipt	0.00	880.00
			-5,049.08
NAC0000	Admin Off Of Crts-Interest Tre	-151,780.26	
DXFR	Transfer (Deduction)	0.00	2,130.31
RCPT	Receipt	0.00	53,175.00
RXFR	Transfer (Regular)	850.00	0.00
WARR	Warrants	66,216.36	0.00
			-140,019.21
NAC0200	Adm Office of Courts Treas Int	-254,121.55	
DXFR	Transfer (Deduction)	0.00	4,121.87
RCPT	Receipt	0.00	49,128.90
WARR	Warrants	29,298.04	0.00
			-278,074.28
NAC0300	AOC Court Mgmt Prog (0023)	-26,480.47	
DXFR	Transfer (Deduction)	0.00	318.27
RCPT	Receipt	0.00	25,200.00
RXFR	Transfer (Regular)	0.00	53.54
WARR	Warrants	16,582.09	0.00
			-35,470.19
NAC0500	Court Automation Project (002)	-12,835.41	
DXFR	Transfer (Deduction)	0.00	774.66
RCPT	Receipt	0.00	170,000.00
WARR	Warrants	162,717.66	0.00
			-20,892.41
NAC0600	Court Interpreters Act 1050 13	-21,380.62	
DXFR	Transfer (Deduction)	0.00	179.87
RCPT	Receipt	0.00	7,628.49
RXFR	Transfer (Regular)	0.00	640.00
WARR	Warrants	17,207.39	0.00
			-12,621.59
NAD0000	Agri Cash Operations (0400)	-14,590.98	
DXFR	Transfer (Deduction)	0.00	394.21
RCPT	Receipt	0.00	34,165.12
RXFR	Transfer (Regular)	0.00	3,172.98
WARR	Warrants	26,373.64	0.00
			-25,949.65
NAG2015	Cash Fund for AG FY2015	-34.67	
DXFR	Transfer (Deduction)	0.00	0.55
			-35.22
NAI0000	Architect/Landscape/Int Desig	-1,865,475.17	
DXFR	Transfer (Deduction)	0.00	30,946.13

Fund Transaction by Type

Start Date:7/1/15 End Date:6/30/16

Fund	Fund Description	Beginning Balance		Ending Balance
Type	Type Description	Debits	Credits	
RCPT	Receipt	0.00	384,239.46	
RXFR	Transfer (Regular)	212,476.09	566.31	
WARR	Warrants	177,406.90	0.00	
				-1,891,344.08
NAT0000	AR St Athletic Trng Brd (0208)	-151,194.32		
DXFR	Transfer (Deduction)	0.00	2,425.97	
RCPT	Receipt	0.00	20,161.36	
WARR	Warrants	15,814.93	0.00	
				-157,966.72
NBA0300	CIT ABA Asbestos (0350)	-3,238,896.30		
DXFR	Transfer (Deduction)	0.00	423.43	
RXFR	Transfer (Regular)	3,235,419.73	0.00	
WARR	Warrants	3,900.00	0.00	
				0.00
NBA0301	Cash in Treasury (615)	0.00		
DXFR	Transfer (Deduction)	0.00	49,617.45	
RXFR	Transfer (Regular)	0.00	3,235,419.73	
WARR	Warrants	209,694.20	0.00	
				-3,075,342.98
NBB0000	Bail Bondsman Cash	-112,130.41		
RCPT	Receipt	0.00	100,000.00	
RXFR	Transfer (Regular)	4,680.00	0.00	
WARR	Warrants	95,320.00	0.00	
				-112,130.41
NBE0000	Barber Examiners Bd 50/09	-149,768.65		
COFF	Checks Charged Off	350.00	0.00	
DXFR	Transfer (Deduction)	0.00	3,313.63	
RCPT	Receipt	0.00	256,083.00	
RXFR	Transfer (Regular)	196,678.86	153.81	
WARR	Warrants	58,225.70	0.00	
				-154,064.53
NBF0000	Burial Board (0215)	-223,711.89		
COFF	Checks Charged Off	612.25	0.00	
DXFR	Transfer (Deduction)	0.00	4,241.51	
RCPT	Receipt	0.00	149,159.80	
RXFR	Transfer (Regular)	98,810.61	51,047.06	
WARR	Warrants	33,496.70	0.00	
				-295,240.70
NBF0100	Burial Board Guaranty (0215)	-94,747.65		
DXFR	Transfer (Deduction)	0.00	1,521.74	
				-96,269.39
NBP0000	Psychology Bd Operations Cl	-389,804.97		
DXFR	Transfer (Deduction)	0.00	5,873.64	
RCPT	Receipt	0.00	221,355.56	
RXFR	Transfer (Regular)	74,509.44	463.89	
WARR	Warrants	76,722.58	0.00	
				-466,266.04
NCA0000	Assessment Coordination (04	-124,715.03		
DXFR	Transfer (Deduction)	0.00	2,094.82	
RCPT	Receipt	0.00	16,801.35	
RXFR	Transfer (Regular)	0.00	25.00	

Fund Transaction by Type

Start Date:7/1/15 End Date:6/30/16

Fund	Fund Description	Beginning Balance	Ending Balance
Type	Type Description	Debits	Credits
			-143,636.20
NCB0000	Cemetery Bd-Interest Treas	-42,350.16	
DXFR	Transfer (Deduction)	0.00	813.68
RCPT	Receipt	0.00	53,442.08
RXFR	Transfer (Regular)	1,356.39	0.00
WARR	Warrants	62,770.01	0.00
			-32,479.52
NCB0100	CB Insolvent Loan Fund (0218	-92,612.08	
DXFR	Transfer (Deduction)	0.00	1,543.04
RCPT	Receipt	0.00	10,400.00
			-104,555.12
NCC0000	ACC Residents Services (0485	-1,674,942.72	
DXFR	Transfer (Deduction)	0.00	23,172.02
RCPT	Receipt	0.00	1,576,476.25
RXFR	Transfer (Regular)	0.00	17,801.97
WARR	Warrants	1,964,306.38	0.00
			-1,328,086.58
NCC1600	DCC Cash Administration	-14,397.53	
DXFR	Transfer (Deduction)	0.00	244.01
RCPT	Receipt	0.00	2,890.00
WARR	Warrants	150.00	0.00
			-17,381.54
NCD0001	ACIC-Sys Conf-Int Treas	-1,831.75	
DXFR	Transfer (Deduction)	0.00	158.75
RCPT	Receipt	0.00	50,390.00
WARR	Warrants	51,581.65	0.00
			-798.85
NCE0100	Career Ed-LESO (0590)	-255,418.24	
DXFR	Transfer (Deduction)	0.00	4,245.93
RCPT	Receipt	0.00	17,508.77
WARR	Warrants	11,355.80	0.00
			-265,817.14
NCE0200	Career Coaches (0590)	-41,803.68	
DXFR	Transfer (Deduction)	0.00	25.35
WARR	Warrants	41,829.03	0.00
			0.00
NCE0300	AR Works-Sch Dist Const (590	-69,150.73	
DXFR	Transfer (Deduction)	0.00	7,479.64
RCPT	Receipt	0.00	911,618.20
WARR	Warrants	892,174.84	0.00
			-96,073.73
NCG0300	Landslide Rsch (0420)	0.00	
DXFR	Transfer (Deduction)	0.00	1,310.32
RCPT	Receipt	0.00	58.74
RXFR	Transfer (Regular)	34,342.10	110,000.00
WARR	Warrants	34,781.68	0.00
			-42,245.28
NCH0000	Chiropractic Exam Brd (0265)	-293,176.94	
COFF	Checks Charged Off	30.00	0.00
DXFR	Transfer (Deduction)	0.00	5,685.64
RCPT	Receipt	0.00	201,695.84

Fund Transaction by Type

Start Date:7/1/15 End Date:6/30/16

Fund	Fund Description	Beginning Balance		Ending Balance
Type	Type Description	Debits	Credits	
RXFR	Transfer (Regular)	51,560.81	59.73	
WARR	Warrants	63,172.02	0.00	
				-385,855.32
NCP0000	Prosecutor CoordCashFund (C		-0.01	
RXFR	Transfer (Regular)	0.01	0.00	
				0.00
NCS0000	Supreme Court Cash (0032)		-11,631.25	
DXFR	Transfer (Deduction)	0.00	186.79	
				-11,818.04
NDA0000	Alcohol/Drug Abuse (0204)		-18,324.46	
COFF	Checks Charged Off	750.00	0.00	
DXFR	Transfer (Deduction)	0.00	445.67	
RCPT	Receipt	0.00	43,840.00	
RXFR	Transfer (Regular)	3,953.76	0.00	
WARR	Warrants	19,306.36	0.00	
				-38,600.01
NDC0100	ADC Inmate Telephone		-980,406.55	
DXFR	Transfer (Deduction)	0.00	18,047.14	
RCPT	Receipt	0.00	2,569,669.95	
RXFR	Transfer (Regular)	868.42	59,953.91	
WARR	Warrants	2,087,540.44	0.00	
				-1,539,668.69
NDC0200	ADC Inmate Welfare		-3,732,308.01	
DXFR	Transfer (Deduction)	0.00	77,091.21	
RCPT	Receipt	0.00	13,113,717.37	
RXFR	Transfer (Regular)	5,294.88	534.50	
WARR	Warrants	11,832,951.91	0.00	
				-5,085,404.30
NDC0300	ADC Work Release		-6,141,498.52	
DXFR	Transfer (Deduction)	0.00	110,955.27	
RCPT	Receipt	0.00	3,455,171.68	
RXFR	Transfer (Regular)	438,605.67	406,979.31	
WARR	Warrants	2,848,367.69	0.00	
				-6,827,631.42
NDC0400	NDC0400 **Review**		-51,091.16	
DXFR	Transfer (Deduction)	0.00	926.40	
RCPT	Receipt	0.00	15,660.60	
RXFR	Transfer (Regular)	0.00	60.12	
WARR	Warrants	5,949.53	0.00	
				-61,788.75
NDC0500	ADC Paws in Prison		-73,242.32	
DXFR	Transfer (Deduction)	0.00	1,079.63	
RXFR	Transfer (Regular)	0.00	32,053.10	
WARR	Warrants	64,560.48	0.00	
				-41,814.57
NDD0001	Insurance-MM-Interest Treas		-72,520.32	
DXFR	Transfer (Deduction)	0.00	1,126.10	
WARR	Warrants	2,842.88	0.00	
				-70,803.54
NDD0002	Insurance-Travel-Interest Trea		-1,162.04	
DXFR	Transfer (Deduction)	0.00	22.73	

Fund Transaction by Type

Start Date:7/1/15 End Date:6/30/16

Fund	Fund Description	Beginning Balance	Ending Balance
Type	Type Description	Debits	Credits
RCPT	Receipt	0.00	28,457.93
WARR	Warrants	28,457.93	0.00
			-1,184.77
NDD0003	INS-Criminal Background Che	-18,574.82	
COFF	Checks Charged Off	44.00	0.00
CTAX	Claims & Taxes	22.00	22.00
DXFR	Transfer (Deduction)	0.00	242.00
RADJ	Receipt Adjustment	352.00	0.00
RCPT	Receipt	0.00	46,690.00
RXFR	Transfer (Regular)	0.00	1,881.00
WARR	Warrants	53,614.00	0.00
			-13,377.82
NDD0005	REGULATORY CONTACTS (04	0.00	
DXFR	Transfer (Deduction)	0.00	2,903.43
RXFR	Transfer (Regular)	2,650.00	339,054.64
WARR	Warrants	273,822.50	0.00
			-65,485.57
NDE0000	Energy Efficiency Cash (0790)	-341,822.24	
DXFR	Transfer (Deduction)	0.00	6,392.49
RCPT	Receipt	0.00	405,125.79
RXFR	Transfer (Regular)	204,229.60	0.00
WARR	Warrants	329,200.32	0.00
			-219,910.60
NDE0200	Clean Cities Coalition19-5-104	-67,919.89	
DXFR	Transfer (Deduction)	0.00	1,180.97
RCPT	Receipt	0.00	51,820.00
WARR	Warrants	38,275.44	0.00
			-82,645.42
NDE0300	Gaseous Fuels Rebate Prg (07	-1,228,999.27	
DXFR	Transfer (Deduction)	0.00	10,113.93
WARR	Warrants	818,000.00	0.00
			-421,113.20
NDE0400	EnergyPerfContractPrg (0790)	0.00	
DXFR	Transfer (Deduction)	0.00	61.06
RCPT	Receipt	0.00	20,000.00
			-20,061.06
NDE0700	AG-Grant-ArgentaCtr (0790)	-8.46	
DXFR	Transfer (Deduction)	0.00	0.13
			-8.59
NDE0800	RURAL FIRE DEPT GRANTS ((0.00	
DXFR	Transfer (Deduction)	0.00	6,732.21
RCPT	Receipt	0.00	500,000.00
			-506,732.21
NDE0900	RURAL SERV CONF CASH FD	0.00	
DXFR	Transfer (Deduction)	0.00	693.79
RCPT	Receipt	0.00	100,885.11
WARR	Warrants	19,376.56	0.00
			-82,202.34
NDL0000	Dietetics Lic. Brd Oper. Cash	-178,007.29	
COFF	Checks Charged Off	85.00	0.00
DXFR	Transfer (Deduction)	0.00	3,026.63

Fund Transaction by Type

Start Date:7/1/15 End Date:6/30/16

Fund	Fund Description	Beginning Balance		Ending Balance
Type	Type Description	Debits	Credits	
RCPT	Receipt	0.00	41,400.00	
RXFR	Transfer (Regular)	23,307.73	0.00	
WARR	Warrants	9,652.70	0.00	
				-189,388.49
NDP0001	DFA-Gov Conf Family-Int Treas			-499.78
DXFR	Transfer (Deduction)	0.00	8.03	
				-507.81
NDP0002	DFA-Gas Pipeline-Int Treas			-692,205.35
DXFR	Transfer (Deduction)	0.00	11,117.45	
				-703,322.80
NDP0003	DFA-Drug Director-Int Treas			-166.22
DXFR	Transfer (Deduction)	0.00	2.65	
				-168.87
NDP0007	Albert Pike Area Disaster(0620			-5,371.10
DXFR	Transfer (Deduction)	0.00	86.25	
				-5,457.35
NDP0008	Trial Court Asst Fnd Supp 062			-84,966.09
DXFR	Transfer (Deduction)	0.00	1,364.64	
				-86,330.73
NDP0009	Fire Prevention Comm Gr (062			-9,176.73
DXFR	Transfer (Deduction)	0.00	147.40	
				-9,324.13
NDP0012	Asbestos Settlement (0620)			-2,544.27
DXFR	Transfer (Deduction)	0.00	40.85	
				-2,585.12
NDP0013	Disaster Donations			-30.32
DXFR	Transfer (Deduction)	0.00	0.49	
				-30.81
NDP0014	2014 GovernorTransOut (0620			-19,517.76
DXFR	Transfer (Deduction)	0.00	313.48	
				-19,831.24
NDP0015	2014 Governor Trans In (0620)			-20,716.64
DXFR	Transfer (Deduction)	0.00	332.72	
				-21,049.36
NDR0100	Fish&WildlifeConservGrant 02			0.00
DXFR	Transfer (Deduction)	0.00	3,206.57	
RXFR	Transfer (Regular)	0.00	600,079.64	
WARR	Warrants	399,943.77	0.00	
				-203,342.44
NDS0100	CIT DS Asbestos (0513)			-12,969.41
DXFR	Transfer (Deduction)	0.00	208.29	
				-13,177.70
NDW0001	Labor-Wage/Hour-Int Treas			-105,072.73
COFF	Checks Charged Off	2,996.36	0.00	
RCPT	Receipt	0.00	91,609.62	
WARR	Warrants	93,521.90	0.00	
				-100,164.09
NDW0002	Labor-Seminar/Conf-Int Treas			-9,839.10
DXFR	Transfer (Deduction)	0.00	158.00	
RXFR	Transfer (Regular)	0.00	22,019.52	

Fund Transaction by Type

Start Date:7/1/15 End Date:6/30/16

Fund	Fund Description	Beginning Balance		Ending Balance
Type	Type Description	Debits	Credits	
WARR	Warrants	27,834.04	0.00	
				-4,182.58
NEC0000	Board Examiners In Counselin	-773,468.18		
COFF	Checks Charged Off	1,200.00	0.00	
DXFR	Transfer (Deduction)	0.00	10,791.20	
RCPT	Receipt	0.00	408,108.80	
RXFR	Transfer (Regular)	207,554.81	602.97	
SDIS	Distribution (Special Fund)	0.00	172.20	
SPEC	Special Reversing Entry	175.00	0.00	
WARR	Warrants	171,221.59	0.00	
				-812,991.95
NED0001	ADE-Ait	-242,940.67		
DXFR	Transfer (Deduction)	0.00	3,621.37	
RCPT	Receipt	0.00	407,456.24	
WARR	Warrants	149,220.44	0.00	
				-504,797.84
NED0004	ADE-Multiple-Int Treas	-919,122.15		
DXFR	Transfer (Deduction)	0.00	15,841.96	
RCPT	Receipt	0.00	492,897.50	
RXFR	Transfer (Regular)	160,911.78	31,644.83	
WARR	Warrants	280,286.31	0.00	
				-1,018,308.35
NED0006	ADE-Medicaid-Int Treas	-9,766.05		
DXFR	Transfer (Deduction)	0.00	16,937.80	
RCPT	Receipt	0.00	7,995,760.90	
RXFR	Transfer (Regular)	8,008,824.69	204,437.47	
WARR	Warrants	160,911.78	0.00	
				-57,165.75
NED0008	ADE Fish/Wildlife Conserv (05	-2.04		
RXFR	Transfer (Regular)	2.04	0.00	
				0.00
NED0010	ADE Treas Cash For Conf Fee:	-689,835.15		
COFF	Checks Charged Off	375.00	0.00	
DXFR	Transfer (Deduction)	0.00	11,207.70	
RCPT	Receipt	0.00	199,178.01	
RXFR	Transfer (Regular)	16,745.92	2,910.76	
WARR	Warrants	187,385.34	0.00	
				-698,625.36
NED0012	AR Medicaid Admin Claims	-1,146,697.07		
DXFR	Transfer (Deduction)	0.00	12,846.88	
RXFR	Transfer (Regular)	98,127.49	11,964,250.49	
WARR	Warrants	13,012,820.07	0.00	
				-12,846.88
NED0013	Pro Lic Standards Brd (0500)	-1,816,574.08		
DXFR	Transfer (Deduction)	0.00	29,906.73	
RCPT	Receipt	0.00	847,377.23	
RXFR	Transfer (Regular)	536,793.94	3,276.28	
WARR	Warrants	357,884.67	0.00	
				-1,802,455.71
NED0015	Opn Enrollmnt Chrter Sch (050	-150,205.78		
DXFR	Transfer (Deduction)	0.00	1,180.91	

Fund Transaction by Type

Start Date:7/1/15 End Date:6/30/16

Fund	Fund Description	Beginning Balance	Ending Balance
Type	Type Description	Debits	Credits
WARR	Warrants	80,378.65	0.00
			-71,008.04
NED0016	LR Deseg Escrow Acct (0500)	-2,067,958.72	
DXFR	Transfer (Deduction)	0.00	32,985.95
RXFR	Transfer (Regular)	31,527.84	0.00
			-2,069,416.83
NEF0000	E&FD Board (0233)	-215,712.36	
COFF	Checks Charged Off	50.00	0.00
DXFR	Transfer (Deduction)	0.00	3,285.01
RCPT	Receipt	0.00	156,210.00
RXFR	Transfer (Regular)	102,158.55	58.41
WARR	Warrants	59,558.63	0.00
			-213,498.60
NEM0001	ADEM-Radiological Emrg-Int T	-130,120.30	
DXFR	Transfer (Deduction)	0.00	2,234.47
RXFR	Transfer (Regular)	0.00	15,000.00
WARR	Warrants	1,701.21	0.00
			-145,653.56
NEM0002	ADEM-Oprs-Int Treas	-178,359.78	
DXFR	Transfer (Deduction)	0.00	2,703.86
RCPT	Receipt	0.00	12,029.51
RXFR	Transfer (Regular)	2,475.00	4,627.47
WARR	Warrants	19,477.99	0.00
			-175,767.63
NEM0005	Healthier Arkansas (0995)	-307.83	
DXFR	Transfer (Deduction)	0.00	4.86
WARR	Warrants	308.24	0.00
			-4.45
NEM0006	911 Rural Enhancement Fund	-269,208.54	
DXFR	Transfer (Deduction)	0.00	17,694.96
RCPT	Receipt	0.00	3,000,000.00
RXFR	Transfer (Regular)	38,095.72	0.00
WARR	Warrants	2,874,141.67	0.00
			-374,666.11
NEM0007	School Panic Button (0995)	0.00	
DXFR	Transfer (Deduction)	0.00	885.12
RXFR	Transfer (Regular)	0.00	950,000.00
WARR	Warrants	950,000.00	0.00
			-885.12
NES0000	PELS Treasury Pay	-1,079,857.10	
DXFR	Transfer (Deduction)	0.00	18,172.72
RCPT	Receipt	0.00	622,194.74
RXFR	Transfer (Regular)	330,021.65	764.61
WARR	Warrants	331,266.70	0.00
			-1,059,700.82
NET0001	ETV-Oprs-Interest Treas	-296,835.68	
DXFR	Transfer (Deduction)	0.00	6,245.19
RCPT	Receipt	0.00	711,424.81
RXFR	Transfer (Regular)	112,789.61	589,781.85
WARR	Warrants	1,237,940.75	0.00
			-253,557.17

Fund Transaction by Type

Start Date:7/1/15 End Date:6/30/16

Fund	Fund Description	Beginning Balance		Ending Balance
Type	Type Description	Debits	Credits	
NET0002	ETV-Cmty Serv Grnt A-Int Treas	-2,132,835.10		
DXFR	Transfer (Deduction)	0.00	30,228.43	
RCPT	Receipt	0.00	2,156,196.75	
RXFR	Transfer (Regular)	55,713.38	66,944.00	
WARR	Warrants	2,372,298.04	0.00	
				-1,958,192.86
NET0003	ETV-ADE Prof Dev (0516)	-242,804.86		
DXFR	Transfer (Deduction)	0.00	28,758.84	
RCPT	Receipt	0.00	479.35	
RXFR	Transfer (Regular)	1,831,358.19	3,607,426.85	
WARR	Warrants	1,592,270.52	0.00	
				-455,841.19
NFA0003	DFA-Training-Int Treas	-329,976.02		
DXFR	Transfer (Deduction)	0.00	5,572.02	
RCPT	Receipt	0.00	82,641.38	
WARR	Warrants	47,356.73	0.00	
				-370,832.69
NFA0004	DFA-EBD-Cash Fund	-80,229.05		
DXFR	Transfer (Deduction)	0.00	2,173.33	
RCPT	Receipt	0.00	325,000.00	
RXFR	Transfer (Regular)	266,478.80	0.00	
WARR	Warrants	66,749.10	0.00	
				-74,174.48
NFA0007	DFA-Vendor Fees-Int Treas	-230,297.03		
DXFR	Transfer (Deduction)	0.00	3,838.75	
RCPT	Receipt	0.00	18,437.29	
WARR	Warrants	484.75	0.00	
				-252,088.32
NFA0009	DFA-Boards & Comm. Semina	-5,808.94		
DXFR	Transfer (Deduction)	0.00	93.30	
				-5,902.24
NFA0010	DFA OSP Rebates	-916,879.39		
DXFR	Transfer (Deduction)	0.00	17,394.82	
RCPT	Receipt	0.00	304,722.18	
WARR	Warrants	24,396.83	0.00	
				-1,214,599.56
NFA0011	DFA EBD CMS	-97,332.42		
DXFR	Transfer (Deduction)	0.00	2,199.83	
RCPT	Receipt	0.00	325,000.00	
RXFR	Transfer (Regular)	320,222.70	0.00	
WARR	Warrants	62,979.40	0.00	
				-41,330.15
NFA0012	IRC Treas Cash Conf Fee (061)	0.00		
DXFR	Transfer (Deduction)	0.00	286.98	
RCPT	Receipt	0.00	13,595.00	
RXFR	Transfer (Regular)	100.00	16,695.64	
WARR	Warrants	13,267.15	0.00	
				-17,210.47
NFC0100	Agri Dept AFC (0400)	-122.19		
DXFR	Transfer (Deduction)	0.00	1.95	
				-124.14

Fund Transaction by Type

Start Date:7/1/15 End Date:6/30/16

Fund	Fund Description	Beginning Balance	Ending Balance	
Type	Type Description	Debits	Credits	
NGC0000	Geology Comm-Interest Treas	-1,079.67		
DXFR	Transfer (Deduction)	0.00	17.33	
				-1,097.00
NGC0100	AGS-PRIVATE GRANTS (0420)	-8,057.05		
DXFR	Transfer (Deduction)	0.00	110.87	
WARR	Warrants	1,952.82	0.00	
				-6,215.10
NGC0200	Registration of Prof Geologist	-79,278.11		
DXFR	Transfer (Deduction)	0.00	1,077.98	
RCPT	Receipt	0.00	43,630.38	
RXFR	Transfer (Regular)	25,808.27	0.00	
WARR	Warrants	17,209.89	0.00	
				-80,968.31
NGM0000	Governor's Mansion 609/09 S-	-178,913.13		
DXFR	Transfer (Deduction)	0.00	2,320.05	
RCPT	Receipt	0.00	322,827.11	
RXFR	Transfer (Regular)	0.00	200,000.00	
WARR	Warrants	637,194.20	0.00	
				-66,866.09
NHE0000	SBHE-Interest Treas	-2,000,745.48		
DXFR	Transfer (Deduction)	0.00	7,876.91	
RXFR	Transfer (Regular)	2,000,000.00	0.00	
				-8,622.39
NHE0100	College Goal Sunday (0700)	-2,080.28		
DXFR	Transfer (Deduction)	0.00	14.20	
RXFR	Transfer (Regular)	1,600.00	0.00	
				-494.48
NHE0200	Achieving the Dream (0700)	-108,410.29		
DXFR	Transfer (Deduction)	0.00	1,741.17	
				-110,151.46
NHE0300	Policy Sol-Adult Learners(0700)	-113.96		
DXFR	Transfer (Deduction)	0.00	199.33	
RCPT	Receipt	0.00	47,000.00	
WARR	Warrants	33,568.29	0.00	
				-13,745.00
NHE0400	MahlonMartin Scholarship(0700)	-85,461.22		
DXFR	Transfer (Deduction)	0.00	1,356.33	
WARR	Warrants	3,000.00	0.00	
				-83,817.55
NHE0500	Statewide Conf-Higher Ed (0700)	-1,289.12		
DXFR	Transfer (Deduction)	0.00	30.92	
RCPT	Receipt	0.00	4,500.00	
RXFR	Transfer (Regular)	0.00	1,600.00	
WARR	Warrants	6,618.05	0.00	
				-801.99
NHE0600	ADHE College Access Challen	-112,405.39		
DXFR	Transfer (Deduction)	0.00	1,805.34	
				-114,210.73
NHE0700	Complete College America (0700)	-106,958.36		
DXFR	Transfer (Deduction)	0.00	1,717.85	

Fund Transaction by Type

Start Date:7/1/15 End Date:6/30/16

Fund		Beginning Balance		Ending Balance
Type	Type Description	Debits	Credits	
				-108,676.21
NHS0102	DHS-Vol-Citizens Part-Int Trea	-7,539.81		
DXFR	Transfer (Deduction)	0.00	159.84	
RCPT	Receipt	0.00	4,030.00	
WARR	Warrants	734.95	0.00	
				-10,994.70
NHS0103	DHS-Residents Benefits-Int Tr	-24,669.10		
DXFR	Transfer (Deduction)	0.00	383.10	
RCPT	Receipt	0.00	9,658.63	
RXFR	Transfer (Regular)	300.00	26.46	
WARR	Warrants	11,089.92	0.00	
				-23,347.37
NHS0105	Vision Exams&GlassesUniscC	-395.77		
DXFR	Transfer (Deduction)	0.00	6.35	
				-402.12
NHS0110	DHS-DCCEC-Int Treas	-17,385.48		
DXFR	Transfer (Deduction)	0.00	295.22	
RCPT	Receipt	0.00	1,951.33	
				-19,632.03
NHS0201	DCO-Commodity Distr-Int Trea	-163,799.68		
DXFR	Transfer (Deduction)	0.00	2,527.15	
RCPT	Receipt	0.00	37.33	
RXFR	Transfer (Regular)	0.00	3,433.00	
WARR	Warrants	9,439.87	0.00	
				-160,357.29
NHS0401	Ash-Patients Benefits-Int Trea	-12,124.88		
DXFR	Transfer (Deduction)	0.00	137.25	
RCPT	Receipt	0.00	8,501.70	
WARR	Warrants	14,098.85	0.00	
				-6,664.98
NHS0403	DHS-St Hosp Canteen-Int Trea	-189.39		
DXFR	Transfer (Deduction)	0.00	3.03	
				-192.42
NHS0701	DO-At Risk Youth Grant (0710)	-4.35		
DXFR	Transfer (Deduction)	0.00	0.08	
				-4.43
NLC0000	Contractor's Lic Brd (0224)	-1,466,545.11		
COFF	Checks Charged Off	4,150.00	0.00	
DXFR	Transfer (Deduction)	0.00	22,704.82	
RCPT	Receipt	0.00	1,591,493.61	
RXFR	Transfer (Regular)	1,017,382.88	856.51	
WARR	Warrants	442,952.68	0.00	
				-1,617,114.49
NLC0100	ContracDep lieu of PerfBd 022	-310,000.00		
RXFR	Transfer (Regular)	0.00	10,000.00	
WARR	Warrants	40,000.00	0.00	
				-280,000.00
NMD0001	Military-Oprs-Int Treas	-1,535,820.83		
DXFR	Transfer (Deduction)	0.00	24,226.88	
RCPT	Receipt	0.00	95,553.42	
RXFR	Transfer (Regular)	53,010.00	53,043.96	

Fund Transaction by Type

Start Date:7/1/15 End Date:6/30/16

Fund	Fund Description	Beginning Balance	Ending Balance	
Type	Type Description	Debits	Credits	
WARR	Warrants	201,814.86	0.00	
				-1,453,820.23
NMD0002	Military-Counterdrug-Int Treas	-55,267.98		
DXFR	Transfer (Deduction)	0.00	894.90	
RCPT	Receipt	0.00	975.00	
WARR	Warrants	3,716.77	0.00	
				-53,421.11
NMD0004	Military-Drub Eradication	-7,178.26		
DXFR	Transfer (Deduction)	0.00	113.63	
RXFR	Transfer (Regular)	0.00	0.30	
WARR	Warrants	2,719.75	0.00	
				-4,572.44
NMD0008	MIL TIMBER ACCOUNT	-232,477.84		
DXFR	Transfer (Deduction)	0.00	3,390.17	
RXFR	Transfer (Regular)	52,618.74	0.00	
WARR	Warrants	5,345.70	0.00	
				-177,903.57
NMD0010	Disaster Assist (0975)	-177.40		
DXFR	Transfer (Deduction)	0.00	1.96	
RXFR	Transfer (Regular)	179.36	0.00	
				0.00
NMD0011	Camp Robinson PublicUse (09	-106,056.12		
DXFR	Transfer (Deduction)	0.00	1,523.48	
RCPT	Receipt	0.00	27,939.00	
RXFR	Transfer (Regular)	7,544.65	104.48	
WARR	Warrants	46,100.85	0.00	
				-81,977.58
NMD0012	Camp Robinson Trafc Crt (097	0.00		
DXFR	Transfer (Deduction)	0.00	47.69	
RCPT	Receipt	0.00	14,465.00	
				-14,512.69
NMH0000	Minority Hlth Cash/Treasury(0:	-19,432.55		
DXFR	Transfer (Deduction)	0.00	364.48	
RCPT	Receipt	0.00	22,392.77	
RXFR	Transfer (Regular)	0.00	545.63	
WARR	Warrants	19,700.00	0.00	
				-23,035.43
NMI0000	OMIG-CASH (0035)	0.00		
DXFR	Transfer (Deduction)	0.00	0.69	
RXFR	Transfer (Regular)	36,850.32	36,850.32	
				-0.69
NMK0000	MLK-Treasury Cash (0318)	-34,302.53		
DXFR	Transfer (Deduction)	0.00	328.46	
RADJ	Receipt Adjustment	5,000.00	5,000.00	
RCPT	Receipt	0.00	40,001.04	
RXFR	Transfer (Regular)	17,463.06	399.83	
SDIS	Distribution (Special Fund)	0.00	0.00	
SPEC	Special Reversing Entry	5,000.00	5,000.00	
WARR	Warrants	57,043.20	0.00	
				-525.60
NMV0000	MV Special Plates State (0630)	-110,217.57		

Fund Transaction by Type

Start Date:7/1/15 End Date:6/30/16

Fund	Fund Description	Beginning Balance		Ending Balance
Type	Type Description	Debits	Credits	
RXFR	Transfer (Regular)	0.00	1,272,908.84	
WARR	Warrants	1,262,259.20	0.00	
				-120,867.21
NMV0001	MVSpecial PlatesNonState (06	-90,179.88		
RXFR	Transfer (Regular)	0.00	990,450.79	
WARR	Warrants	972,832.16	0.00	
				-107,798.51
NMV0002	IRP Refunds (0630)	-4,022,524.38		
DXFR	Transfer (Deduction)	0.00	82,253.92	
RADJ	Receipt Adjustment	2,000,000.00	0.00	
RXFR	Transfer (Regular)	52,955,968.73	53,081,800.60	
WARR	Warrants	882,823.25	0.00	
				-1,347,786.92
NMV0004	911 Prepaid Wireless (0630)	-316,853.10		
DXFR	Transfer (Deduction)	0.00	8,992.05	
RXFR	Transfer (Regular)	34,957.65	4,847,361.80	
WARR	Warrants	4,531,914.54	0.00	
				-606,334.76
NMV0005	CIT DFA REV Asbestos (0630)	-3,986.76		
DXFR	Transfer (Deduction)	0.00	64.04	
				-4,050.80
NNB0000	ASNB Nurse Ed Workshop	-24,744.43		
DXFR	Transfer (Deduction)	0.00	340.60	
WARR	Warrants	5,790.18	0.00	
				-19,294.85
NNB0100	Bkgrnd Ck-Cash in Treasury02	-55,634.93		
DXFR	Transfer (Deduction)	0.00	713.73	
RADJ	Receipt Adjustment	0.00	2,151.75	
RCPT	Receipt	0.00	170,630.00	
WARR	Warrants	213,998.25	0.00	
				-15,132.16
NNB0200	Nursing Scholar Loan 9/09	-166,436.58		
DXFR	Transfer (Deduction)	0.00	2,368.04	
RCPT	Receipt	0.00	16,201.00	
WARR	Warrants	51,900.00	0.00	
				-133,105.62
NNH0101	DAH-DCC Interest Treas	-2,733.98		
DXFR	Transfer (Deduction)	0.00	55.58	
RCPT	Receipt	0.00	27,896.11	
WARR	Warrants	27,755.23	0.00	
				-2,930.44
NNH0201	DAH AAC Treasury Cash	-100,562.04		
DXFR	Transfer (Deduction)	0.00	649.51	
RCPT	Receipt	0.00	107,458.55	
WARR	Warrants	106,463.57	0.00	
				-102,206.53
NNH0202	SallyWilliams Artist Fd (0870)	-35,580.00		
DXFR	Transfer (Deduction)	0.00	485.63	
WARR	Warrants	8,491.00	0.00	
				-27,574.63
NNH0301	DAH-Old St House-Int Treas	-181,210.14		

Fund Transaction by Type

Start Date:7/1/15 End Date:6/30/16

Fund	Fund Description	Beginning Balance		Ending Balance
Type	Type Description	Debits	Credits	
DXFR	Transfer (Deduction)	0.00	2,976.03	
RCPT	Receipt	0.00	11,250.00	
RXFR	Transfer (Regular)	900.00	0.00	
				-194,536.17
NNH0302	Ark Cmtve-Trapnall Hall-Int Tr	-39,073.75		
DXFR	Transfer (Deduction)	0.00	680.68	
RCPT	Receipt	0.00	25,612.50	
RXFR	Transfer (Regular)	6,286.42	900.00	
WARR	Warrants	11,042.48	0.00	
				-48,938.03
NNH0304	Ark Cmtve-Gift Shop-Int Treas	-622.94		
DXFR	Transfer (Deduction)	0.00	10.12	
RCPT	Receipt	0.00	2,733.01	
WARR	Warrants	1,790.48	0.00	
				-1,575.59
NNH0403	DAH-Hist Pres Main Street Pro	-2,669.06		
DXFR	Transfer (Deduction)	0.00	42.86	
				-2,711.92
NNH0404	DAH-AHPP Cash in Treas (087)	-162,685.63		
COFF	Checks Charged Off	734.19	0.00	
DXFR	Transfer (Deduction)	0.00	2,931.88	
RCPT	Receipt	0.00	35,946.87	
				-200,830.19
NNH0501	Ntl Hrtg-Stewardship-Int Treas	-60,183.96		
DXFR	Transfer (Deduction)	0.00	1,057.44	
RCPT	Receipt	0.00	49,691.88	
RXFR	Transfer (Regular)	19,425.03	46,213.19	
WARR	Warrants	58,501.69	0.00	
				-79,219.75
NNH0503	Ntl Hrtg-Oprs-Int Treas	-32,604.86		
DXFR	Transfer (Deduction)	0.00	383.65	
RCPT	Receipt	0.00	5,761.05	
RXFR	Transfer (Regular)	19,113.62	0.00	
WARR	Warrants	38.91	0.00	
				-19,597.03
NNH0601	ATR-Oprs-Int Treas	-135.76		
DXFR	Transfer (Deduction)	0.00	18.76	
RCPT	Receipt	0.00	92,164.68	
RXFR	Transfer (Regular)	91,600.00	0.00	
				-719.20
NNH0602	ATR-Salaries-Int Treas	-614.64		
DXFR	Transfer (Deduction)	0.00	28.77	
RXFR	Transfer (Regular)	99,044.67	106,520.00	
WARR	Warrants	5,087.63	0.00	
				-3,031.11
NNH0603	ATR-Oprs-Int Treas	-2,043.67		
DXFR	Transfer (Deduction)	0.00	40.01	
RCPT	Receipt	0.00	64,306.07	
RXFR	Transfer (Regular)	14,920.00	0.00	
WARR	Warrants	50,892.61	0.00	
				-577.14

Fund Transaction by Type

Start Date:7/1/15 End Date:6/30/16

Fund	Fund Description	Beginning Balance		Ending Balance
Type	Type Description	Debits	Credits	
NNH0701	DAH-CA-Cash in Treas (0865)	-5,352.98		
DXFR	Transfer (Deduction)	0.00	85.97	
				-5,438.95
NNH0901	DAH Mosaic Templars Cash	-47,123.76		
COFF	Checks Charged Off	425.00	0.00	
DXFR	Transfer (Deduction)	0.00	814.84	
RCPT	Receipt	0.00	20,610.60	
WARR	Warrants	22,113.88	0.00	
				-46,010.32
NPB0000	Pharmacy Ckg-Int Treas	-1,732,819.53		
COFF	Checks Charged Off	441.00	0.00	
DXFR	Transfer (Deduction)	0.00	32,044.23	
RCPT	Receipt	0.00	1,987,848.25	
RXFR	Transfer (Regular)	1,137,018.03	55.02	
WARR	Warrants	507,840.06	0.00	
				-2,107,467.94
NPB0100	Pharmacy Student 772/09	-2,321.74		
DXFR	Transfer (Deduction)	0.00	51.68	
RXFR	Transfer (Regular)	0.00	50,000.00	
				-52,373.42
NPC0000	Private Career Ed-Interest	-32.47		
DXFR	Transfer (Deduction)	0.00	0.53	
				-33.00
NPC0100	PCE Bond Refunds	-6,252.49		
DXFR	Transfer (Deduction)	0.00	100.41	
				-6,352.90
NPD0000	Database Parole Decisions 03:	-17,132.46		
DXFR	Transfer (Deduction)	0.00	298.08	
RCPT	Receipt	0.00	10,602.00	
WARR	Warrants	20,259.00	0.00	
				-7,773.54
NPT0101	PT-Tourism Oprs-Int Treas	-45,650.44		
DXFR	Transfer (Deduction)	0.00	652.96	
RXFR	Transfer (Regular)	9.58	9.58	
WARR	Warrants	19,713.17	0.00	
				-26,590.23
NPT0102	PT-Hall of Fame-Int Treas	-33,956.35		
DXFR	Transfer (Deduction)	0.00	425.71	
RCPT	Receipt	0.00	12,985.81	
RXFR	Transfer (Regular)	0.00	299.74	
WARR	Warrants	10,423.89	0.00	
				-37,243.72
NPT0104	PT-Sweep-Int Treas	-4,895,792.41		
DXFR	Transfer (Deduction)	0.00	115,788.59	
RCPT	Receipt	0.00	31,202,234.63	
RXFR	Transfer (Regular)	11,509,134.25	265,785.74	
WARR	Warrants	18,817,136.36	0.00	
				-6,153,330.76
NPT0106	PT Trails for Life Grants	-4,110.54		
DXFR	Transfer (Deduction)	0.00	2,053.32	
RXFR	Transfer (Regular)	0.00	175,000.00	

Fund Transaction by Type

Start Date:7/1/15 End Date:6/30/16

Fund	Fund Description	Beginning Balance		Ending Balance
Type	Type Description	Debits	Credits	
WARR	Warrants	150,943.00	0.00	
				-30,220.86
NPT0201	History Comm-Oprs-Int Treas	-11,795.71		
COFF	Checks Charged Off	15.90	0.00	
DXFR	Transfer (Deduction)	0.00	195.81	
RCPT	Receipt	0.00	72,362.10	
RXFR	Transfer (Regular)	6,893.71	42.94	
WARR	Warrants	49,222.55	0.00	
				-28,264.40
NRC0000	RACING LIC APPL (0631)	-587,722.89		
DXFR	Transfer (Deduction)	0.00	10,069.77	
RCPT	Receipt	0.00	75,085.00	
RXFR	Transfer (Regular)	18,700.00	78,300.00	
WARR	Warrants	66,880.35	0.00	
				-665,597.31
NRE0001	Real Estate-Int Treas	-1,081,403.93		
COFF	Checks Charged Off	1,310.00	0.00	
DXFR	Transfer (Deduction)	0.00	20,917.17	
RCPT	Receipt	0.00	1,207,679.55	
RXFR	Transfer (Regular)	653,909.45	356.41	
WARR	Warrants	458,078.97	0.00	
				-1,197,058.64
NRE0002	Real Estate-Ckg-Int Treas	-620,997.23		
DXFR	Transfer (Deduction)	0.00	9,453.12	
RCPT	Receipt	0.00	29,815.00	
WARR	Warrants	74,871.48	0.00	
				-585,393.87
NRF0000	Bd Reg Foresters Op (0239)	-89,447.81		
DXFR	Transfer (Deduction)	0.00	1,444.75	
RCPT	Receipt	0.00	14,692.16	
RXFR	Transfer (Regular)	9,036.97	9.74	
WARR	Warrants	3,953.30	0.00	
				-92,604.19
NRS0001	Rehab-Tech Eqpt-Int Treas	-111,288.99		
COFF	Checks Charged Off	1,199.45	0.00	
DXFR	Transfer (Deduction)	0.00	2,144.26	
RCPT	Receipt	0.00	684,177.07	
RXFR	Transfer (Regular)	1,073.75	0.00	
WARR	Warrants	521,885.06	0.00	
				-273,452.06
NRS0002	Rehab-HSRC Ops-Int Treas	-5,773.06		
DXFR	Transfer (Deduction)	0.00	95.64	
RXFR	Transfer (Regular)	10,153.40	10,153.40	
				-5,868.70
NSA0000	Brd Examiners Speech-Lang 0	-1,209,062.25		
COFF	Checks Charged Off	180.00	0.00	
DXFR	Transfer (Deduction)	0.00	19,496.20	
RCPT	Receipt	0.00	275,058.40	
RXFR	Transfer (Regular)	102,180.66	100.88	
WARR	Warrants	47,380.29	0.00	
				-1,353,976.78

Fund Transaction by Type

Start Date:7/1/15 End Date:6/30/16

Fund	Fund Description	Beginning Balance	Ending Balance	
Type	Type Description	Debits	Credits	
NSC0001	Spinal Cord-Take Cntrl-Interes	-49,509.47		
DXFR	Transfer (Deduction)	0.00	863.96	
RCPT	Receipt	0.00	31,301.66	
RXFR	Transfer (Regular)	0.00	740.02	
WARR	Warrants	26,363.83	0.00	
				-56,051.28
NSC0005	Trauma Advisory Council (029)	-377,284.17		
DXFR	Transfer (Deduction)	0.00	5,638.64	
RCPT	Receipt	0.00	14,695.00	
RXFR	Transfer (Regular)	475,294.38	500,100.00	
WARR	Warrants	270,440.51	0.00	
				-151,982.92
NSF0000	Three Rivers Study (0341)	0.00		
DXFR	Transfer (Deduction)	0.00	5,062.37	
RXFR	Transfer (Regular)	0.00	700,000.00	
WARR	Warrants	430,000.00	0.00	
				-275,062.37
NSL0200	State Library Gates Grant	-7,728.56		
DXFR	Transfer (Deduction)	0.00	449.76	
RCPT	Receipt	0.00	14,940.00	
RXFR	Transfer (Regular)	0.00	165,000.00	
WARR	Warrants	179,197.12	0.00	
				-8,921.20
NSP0300	Troop K Cont-Cash (0960)	-60.88		
DXFR	Transfer (Deduction)	0.00	0.99	
				-61.87
NSP0400	CHCL Cash Fund (0960)	-98,083.99		
DXFR	Transfer (Deduction)	0.00	1,196.69	
RXFR	Transfer (Regular)	47,031.26	0.00	
WARR	Warrants	584.26	0.00	
				-51,665.16
NSP0500	AWIN OPER CASH FUND (0960)	0.00		
DXFR	Transfer (Deduction)	0.00	123.29	
RCPT	Receipt	0.00	1,000,000.00	
				-1,000,123.29
NSS0005	Capitol Bldg&Grds Restor (0063)	-1,669.77		
DXFR	Transfer (Deduction)	0.00	32.47	
RCPT	Receipt	0.00	384.25	
				-2,086.49
NSS0009	SOS-Civics Lessons (0063)	-572.98		
DXFR	Transfer (Deduction)	0.00	9.18	
				-582.16
NSS0100	SOS HAVA State Match (0063)	-515,391.77		
DXFR	Transfer (Deduction)	0.00	7,470.47	
RCPT	Receipt	0.00	703.54	
WARR	Warrants	54,478.16	0.00	
				-469,087.62
NST0100	ASTA Entrepreneurship In AR	-45,692.18		
DXFR	Transfer (Deduction)	0.00	5.97	
RXFR	Transfer (Regular)	45,698.15	0.00	
				0.00

Fund Transaction by Type

Start Date:7/1/15 End Date:6/30/16

Fund	Fund Description	Beginning Balance		Ending Balance
Type	Type Description	Debits	Credits	
NST0101	AEDC-S/T WinRock (790)			0.00
DXFR	Transfer (Deduction)	0.00	684.05	
RXFR	Transfer (Regular)	0.00	45,698.15	
WARR	Warrants	5,040.00	0.00	
				-41,342.20
NST0600	Seed Capital Investment			-1,161,678.24
DXFR	Transfer (Deduction)	0.00	151.83	
RXFR	Transfer (Regular)	1,161,830.07	0.00	
				0.00
NST0601	AEDC-S/T Seed Cap (790)			0.00
DXFR	Transfer (Deduction)	0.00	18,638.04	
RCPT	Receipt	0.00	13,353.50	
RXFR	Transfer (Regular)	0.00	1,161,830.07	
				-1,193,821.61
NST0700	Industrial Engy Effcy (0327)			-162,693.36
DXFR	Transfer (Deduction)	0.00	21.27	
RXFR	Transfer (Regular)	162,714.63	0.00	
				0.00
NST0701	AEDC-SciTech Industr (790)			0.00
DXFR	Transfer (Deduction)	0.00	3,011.01	
RCPT	Receipt	0.00	261.90	
RXFR	Transfer (Regular)	33,261.90	262,714.63	
WARR	Warrants	47,028.42	0.00	
				-185,697.22
NST0900	AR Mfg Ext Network §19-4-503			-1,595,841.40
DXFR	Transfer (Deduction)	0.00	209.96	
RXFR	Transfer (Regular)	1,553,835.03	0.00	
WARR	Warrants	42,216.33	0.00	
				0.00
NST0901	AEDC-AR Mfg Ext Ntwk (790)			0.00
DXFR	Transfer (Deduction)	0.00	24,179.03	
RCPT	Receipt	0.00	301,449.79	
RXFR	Transfer (Regular)	107,868.50	1,730,509.82	
WARR	Warrants	426,074.68	0.00	
				-1,522,195.46
NST1000	Stem Works and UTeach (0327)			-10,016.68
DXFR	Transfer (Deduction)	0.00	3.14	
RXFR	Transfer (Regular)	10,019.82	0.00	
				0.00
NST1001	AEDC-SciTech STEM (790)			0.00
DXFR	Transfer (Deduction)	0.00	49.66	
RXFR	Transfer (Regular)	0.00	10,019.82	
WARR	Warrants	9,996.00	0.00	
				-73.48
NSW0101	Soil & Water-Travel-Interest T			-2,708,390.04
DXFR	Transfer (Deduction)	0.00	55,270.16	
RCPT	Receipt	0.00	3,032,140.80	
RXFR	Transfer (Regular)	69,688.08	2,546.92	
WARR	Warrants	1,072,522.84	0.00	
				-4,656,137.00
NSW0106	Soil & Water-Dam Permit Fees			-767,577.71

Fund Transaction by Type

Start Date:7/1/15 End Date:6/30/16

Fund	Fund Description	Beginning Balance	Ending Balance
Type	Type Description	Debits	Credits
DXFR	Transfer (Deduction)	0.00	13,025.34
RCPT	Receipt	0.00	112,554.96
RXFR	Transfer (Regular)	75,884.38	2,730.00
WARR	Warrants	33,498.96	0.00
			-786,504.67
NSW0107	Soil & Water-Gpm-Interest Tre	-314,166.12	
DXFR	Transfer (Deduction)	0.00	4,854.98
RCPT	Receipt	0.00	99,666.06
RXFR	Transfer (Regular)	84,951.70	484.31
WARR	Warrants	20,378.62	0.00
			-313,841.15
NSW0108	Soil & Water-Info-Educ-Int Tre	-772,891.92	
DXFR	Transfer (Deduction)	0.00	12,653.13
RCPT	Receipt	0.00	301,194.21
RXFR	Transfer (Regular)	203,348.70	0.03
WARR	Warrants	61,152.09	0.00
			-822,238.50
NSW0109	Soil & Water-Tax Credits-Int T	-108,480.53	
DXFR	Transfer (Deduction)	0.00	1,627.22
RCPT	Receipt	0.00	46,001.84
RXFR	Transfer (Regular)	40,792.23	0.00
WARR	Warrants	17,167.59	0.00
			-98,149.77
NSW0110	Soil & Water-Wellwtr Oprs-Int	-262,611.76	
DXFR	Transfer (Deduction)	0.00	5,381.09
RCPT	Receipt	0.00	178,145.62
RXFR	Transfer (Regular)	106,526.83	0.00
WARR	Warrants	69,894.92	0.00
			-269,716.72
NSW0111	Soil & Water-Admin Fees-Int T	-2,588,910.00	
DXFR	Transfer (Deduction)	0.00	37,327.66
RCPT	Receipt	0.00	4,226.46
RXFR	Transfer (Regular)	148,813.07	18,656.00
WARR	Warrants	404,929.55	0.00
			-2,095,377.50
NSW0112	Soil & Water-Wtlnds Mitig Bk-I	-566,828.31	
DXFR	Transfer (Deduction)	0.00	10,391.60
RCPT	Receipt	0.00	236,907.12
RXFR	Transfer (Regular)	57,696.95	0.00
WARR	Warrants	31,806.76	0.00
			-724,623.32
NSW0114	Soil/Water Wtlnds Rip Tax (45!	-147,119.54	
DXFR	Transfer (Deduction)	0.00	2,394.85
RCPT	Receipt	0.00	2,095.05
WARR	Warrants	39.15	0.00
			-151,570.29
NSW0115	SW-Forestry Grant	-726,557.23	
DXFR	Transfer (Deduction)	0.00	9,075.46
WARR	Warrants	420,543.38	0.00
			-315,089.31
NSW0116	Soil & Water-Water Plan Comp	-20,601.62	

Fund Transaction by Type

Start Date:7/1/15 End Date:6/30/16

Fund	Fund Description	Beginning Balance		Ending Balance
Type	Type Description	Debits	Credits	
DXFR	Transfer (Deduction)	0.00	342.52	
RCPT	Receipt	0.00	6,430.00	
RXFR	Transfer (Regular)	4,500.00	0.00	
WARR	Warrants	2,163.81	0.00	
				-20,710.33
NSW0117	SW-Misc Fees	-8,327.16		
DXFR	Transfer (Deduction)	0.00	185.55	
RCPT	Receipt	0.00	9,102.82	
RXFR	Transfer (Regular)	0.00	7,500.00	
WARR	Warrants	11,223.61	0.00	
				-13,891.92
NSW0118	Soil & Water-Non Riparian(455)	-424,135.40		
DXFR	Transfer (Deduction)	0.00	7,294.65	
RCPT	Receipt	0.00	146,876.30	
RXFR	Transfer (Regular)	57,176.54	3,781.36	
WARR	Warrants	125,883.19	0.00	
				-399,027.98
NSW0123	Nutrient/Poultry Litter	-107,042.25		
DXFR	Transfer (Deduction)	0.00	1,732.30	
RCPT	Receipt	0.00	7,206.64	
WARR	Warrants	9,038.88	0.00	
				-106,942.31
NSW0124	S&W Floodplain Adm(0455)	-29,898.58		
DXFR	Transfer (Deduction)	0.00	479.54	
RCPT	Receipt	0.00	8,825.00	
RXFR	Transfer (Regular)	3,091.85	0.00	
WARR	Warrants	7,197.65	0.00	
				-28,913.62
NSW0125	ASWC TSPCA NRCS	-26.98		
DXFR	Transfer (Deduction)	0.00	160.98	
RCPT	Receipt	0.00	497,126.88	
RXFR	Transfer (Regular)	33,912.50	0.00	
WARR	Warrants	444,939.37	0.00	
				-18,462.97
NSW0126	ASWCC Tspca Nracs-0455	-34,175.18		
DXFR	Transfer (Deduction)	0.00	605.74	
RXFR	Transfer (Regular)	23,147.54	33,912.50	
WARR	Warrants	5,107.42	0.00	
				-40,438.46
NSW0129	STAG Admin of Set Aside 04	-261,629.54		
DXFR	Transfer (Deduction)	0.00	3,896.63	
RCPT	Receipt	0.00	16,599.55	
RXFR	Transfer (Regular)	25,244.11	44.64	
WARR	Warrants	6,670.79	0.00	
				-250,255.46
NSW0130	USGS PAYMENT INDIRECT (0455)	-16,710.34		
DXFR	Transfer (Deduction)	0.00	169.11	
WARR	Warrants	6,337.92	0.00	
				-10,541.53
NSW0131	ESW PLANNER INDIRECT (0455)	-0.03		
RXFR	Transfer (Regular)	0.03	0.00	

Fund Transaction by Type

Start Date:7/1/15 End Date:6/30/16

Fund	Fund Description	Beginning Balance	Ending Balance
Type	Type Description	Debits	Credits
			0.00
NSW0137	Drinking Water FY09 (0455)	-422,398.66	
DXFR	Transfer (Deduction)	0.00	5,891.55
RCPT	Receipt	0.00	510,037.26
RXFR	Transfer (Regular)	441,664.86	0.00
WARR	Warrants	131,814.99	0.00
			-364,847.62
NTC0000	TCB Sale to Minors Enf	-161,887.08	
DXFR	Transfer (Deduction)	0.00	3,253.24
RCPT	Receipt	0.00	3.45
RXFR	Transfer (Regular)	632,048.20	964,432.27
WARR	Warrants	284,387.69	0.00
			-213,140.15
NTC0100	ATC Tobacco Forfeiture (0261)	-110,125.23	
DXFR	Transfer (Deduction)	0.00	4,122.10
RADJ	Receipt Adjustment	3,350.00	26,225.00
RCPT	Receipt	0.00	522,701.42
RXFR	Transfer (Regular)	154,025.21	209,303.21
WARR	Warrants	533,211.49	0.00
			-181,890.26
NTC0200	ATC Law Enforcement Training	-18,708.97	
DXFR	Transfer (Deduction)	0.00	216.05
RXFR	Transfer (Regular)	15,000.00	0.00
			-3,925.02
NTR0000	Towing/Recovery	-775.35	
DXFR	Transfer (Deduction)	0.00	12.86
RCPT	Receipt	0.00	27.50
			-815.71
NTS0100	CIT ATRS Asbestos (0375)	-1,516.60	
DXFR	Transfer (Deduction)	0.00	24.35
			-1,540.95
NTT0000	TOWING AND REC BOARD TR	0.00	
DXFR	Transfer (Deduction)	0.00	261.47
RCPT	Receipt	0.00	200,000.00
RXFR	Transfer (Regular)	57,028.80	80,058.56
WARR	Warrants	2,100.00	0.00
			-221,191.23
NVA0000	DVA Cash in Treasury	-472,082.35	
COFF	Checks Charged Off	6,154.63	0.00
DXFR	Transfer (Deduction)	0.00	9,449.75
RADJ	Receipt Adjustment	75.00	75.00
RCPT	Receipt	0.00	8,517,197.34
RXFR	Transfer (Regular)	4,270,512.26	2,885.35
SDIS	Distribution (Special Fund)	0.00	0.00
SPEC	Special Reversing Entry	75.00	75.00
WARR	Warrants	4,080,346.90	0.00
			-644,601.00
NVA0100	LR Veterans Home	-289,708.53	
DXFR	Transfer (Deduction)	0.00	4,515.67
RCPT	Receipt	0.00	170,000.00
RXFR	Transfer (Regular)	215,674.09	4,810.49

Fund Transaction by Type

Start Date:7/1/15 End Date:6/30/16

Fund	Fund Description	Beginning Balance		Ending Balance
Type	Type Description	Debits	Credits	
WARR	Warrants	10,240.49	0.00	
				-243,120.11
NVA0200	Veterans Cemetery § 19-5-107	-589,167.32		
DXFR	Transfer (Deduction)	0.00	9,375.12	
RADJ	Receipt Adjustment	0.00	600.00	
RCPT	Receipt	0.00	369,934.24	
RXFR	Transfer (Regular)	385,848.93	21,657.53	
WARR	Warrants	89,220.22	0.00	
				-515,665.06
NVA0300	Birdeye Cemetery Cash (0385)	-85,285.00		
DXFR	Transfer (Deduction)	0.00	1,695.92	
RADJ	Receipt Adjustment	600.00	0.00	
RCPT	Receipt	0.00	43,541.25	
				-129,922.17
NVA0700	VETERANS AFFAIRS-DONATI	0.00		
DXFR	Transfer (Deduction)	0.00	714.07	
RXFR	Transfer (Regular)	0.00	45,674.09	
WARR	Warrants	108.00	0.00	
				-46,280.16
NVA0800	ADVA OFF OF ATT GEN FUND	0.00		
DXFR	Transfer (Deduction)	0.00	823.57	
RXFR	Transfer (Regular)	4,750.00	183,551.37	
WARR	Warrants	61,610.26	0.00	
				-118,014.68
NWC0000	Wrks Comp-Interest Treas	-8,411.01		
DXFR	Transfer (Deduction)	0.00	32.94	
RCPT	Receipt	0.00	11,175.72	
WARR	Warrants	15,966.28	0.00	
				-3,653.39
NWC0001	Workers Comp-Cash Treas (03	-91.56		
DXFR	Transfer (Deduction)	0.00	1.46	
				-93.02
PAB0100	Auctioneers Licensing-Payroll	-24,405.46		
RCPT	Receipt	0.00	100,000.00	
RXFR	Transfer (Regular)	69,573.98	0.00	
WARR	Warrants	5,063.51	0.00	
				-49,767.97
PAC0100	Appraiser Licensing-Payroll	-28,095.35		
RCPT	Receipt	0.00	300,000.00	
RXFR	Transfer (Regular)	229,149.58	0.00	
WARR	Warrants	20,242.24	0.00	
				-78,703.53
PAYROLL	Statewide Payroll Paying Acct	-865,157.24		
RCPT	Receipt	0.00	47,813.52	
RXFR	Transfer (Regular)	1,584,010.66	1,472,225,424.77	
WARR	Warrants	1,470,890,798.74	0.00	
				-663,586.13
PCA0100	Bd Of Collection Agencies-Pa	-52,188.42		
RCPT	Receipt	0.00	280,000.00	
RXFR	Transfer (Regular)	252,813.61	0.00	
WARR	Warrants	20,253.79	0.00	

Fund Transaction by Type

Start Date:7/1/15 End Date:6/30/16

Fund	Fund Description	Beginning Balance	Ending Balance
Type	Type Description	Debits	Credits
			-59,121.02
PDE0100	Bd of Dental Examiners-Payro	-84,024.98	
RCPT	Receipt	0.00	300,000.00
RXFR	Transfer (Regular)	219,431.72	0.00
WARR	Warrants	15,191.45	0.00
			-149,401.81
PER0100	Educ Rehab Paying-Fed Admi	-39,767.17	
RCPT	Receipt	0.00	3,071.78
RXFR	Transfer (Regular)	400,000.00	1,019,340.00
WARR	Warrants	643,888.97	0.00
			-18,289.98
PER0200	Educ Rehab Paying-Prch Serv	-316,588.16	
RCPT	Receipt	0.00	30,020,168.93
RXFR	Transfer (Regular)	28,309,988.40	10,599,728.73
WARR	Warrants	12,473,475.46	0.00
			-153,021.96
PER0300	Educ Rehab Paying-Grants	-271,558.42	
COFF	Checks Charged Off	6,000.00	0.00
RCPT	Receipt	0.00	7,075,127.77
RXFR	Transfer (Regular)	15,816.48	10,535,153.40
WARR	Warrants	17,656,782.25	0.00
			-203,240.86
PER0500	Educ Rehab Paying-Grants	-66.26	
RXFR	Transfer (Regular)	2,000.00	9,000.00
WARR	Warrants	3,021.69	0.00
			-4,044.57
PFA0100	AR Dev Fin Auth Paying Oprs	0.00	
RCPT	Receipt	0.00	4,532,338.36
RXFR	Transfer (Regular)	4,217,394.20	0.00
WARR	Warrants	314,008.01	0.00
			-936.15
PGP0000	Optometry Bd-Paying Acct	-15,695.43	
RCPT	Receipt	0.00	117,500.00
RXFR	Transfer (Regular)	109,173.17	0.00
WARR	Warrants	10,116.42	0.00
			-13,905.84
PHA0000	Hearing Aid Dispensers-Payin	-598.19	
RCPT	Receipt	0.00	15,079.00
RXFR	Transfer (Regular)	15,191.76	0.00
WARR	Warrants	5.10	0.00
			-480.33
PHD0000	Health Oper § 19-5-104	-3,381,446.59	
FORG	Forgery	0.00	8,598.00
RCPT	Receipt	0.00	78,169,584.51
RXFR	Transfer (Regular)	139,820,356.35	186,972,873.51
WARR	Warrants	126,249,643.11	0.00
			-2,462,503.15
PLA0000	Ark Lottery Payroll (0613)	0.00	
RCPT	Receipt	0.00	4,444,007.84
RXFR	Transfer (Regular)	4,445,345.73	1,337.89
			0.00

Fund Transaction by Type

Start Date:7/1/15 End Date:6/30/16

Fund	Fund Description	Beginning Balance	Ending Balance
Type	Type Description	Debits	Credits
PMB0100	State Medical Bd Payroll	-235.53	
RCPT	Receipt	0.00	2,125,432.32
RXFR	Transfer (Regular)	1,844,770.32	138.02
WARR	Warrants	256,224.24	0.00
			-24,811.31
PMG0000	Medicaid Inspect Gen (0035)	-300,983.12	
RXFR	Transfer (Regular)	298,575.16	147.15
WARR	Warrants	2,555.11	0.00
			0.00
PMG0100	Enterprise Fraud Act 259 '14	-200,000.00	
RXFR	Transfer (Regular)	200,000.00	0.00
			0.00
PPA0100	Accounting Board-Payroll	-18,414.13	
RCPT	Receipt	0.00	614,000.00
RXFR	Transfer (Regular)	560,741.05	0.00
WARR	Warrants	45,592.63	0.00
			-26,080.45
PPM0000	Podiatric Medicine Stipends	-3,701.65	
RXFR	Transfer (Regular)	355.26	0.00
			-3,346.39
PSC0000	WMSC Payroll Payroll	-8,910.33	
RCPT	Receipt	0.00	20,000.00
RXFR	Transfer (Regular)	27,677.94	0.00
			-1,232.39
PSD0100	Blind & Deaf Sch Pay-Payroll	-3,138.51	
RXFR	Transfer (Regular)	1,925.83	0.00
			-1,212.68
PSL0100	Student Loan Authority Payrol	-8,299.42	
RCPT	Receipt	0.00	455,135.67
RXFR	Transfer (Regular)	431,100.32	0.00
WARR	Warrants	25,349.73	0.00
			-6,985.04
PTA4000	Dept Of Human Svcs-Medsvcs	-3,801.04	
RCPT	Receipt	0.00	22,629.29
RXFR	Transfer (Regular)	43,202.06	26,823.84
WARR	Warrants	8,366.64	0.00
			-1,685.47
PTA4500	Dept Of Human Svcs-Co Oprs-	-52,989.65	
RCPT	Receipt	0.00	1,209,498.28
RXFR	Transfer (Regular)	2,128,499.05	1,402,625.34
WARR	Warrants	477,996.01	0.00
			-58,618.21
PTD8100	Tobacco DD Pay-Prescr Drugs	-53,594.32	
RCPT	Receipt	0.00	60,841.90
RXFR	Transfer (Regular)	0.00	3,959,430.40
WARR	Warrants	4,018,998.85	0.00
			-54,867.77
PTD8600	Tobacco DD Pay-Hosp Med Se	-1,206,575.18	
RADJ	Receipt Adjustment	0.00	0.09
RCPT	Receipt	0.00	9,965,318.04
RXFR	Transfer (Regular)	0.00	4,064,492.27

Fund Transaction by Type

Start Date:7/1/15 End Date:6/30/16

Fund	Fund Description	Beginning Balance	Ending Balance
Type	Type Description	Debits	Credits
WARR	Warrants	13,829,785.07	0.00
			-1,406,600.51
PTP0100	Bd of Physical Therapy-Payrol	-36,774.41	
RCPT	Receipt	0.00	120,000.00
RXFR	Transfer (Regular)	117,552.99	0.00
WARR	Warrants	10,120.45	0.00
			-29,100.97
PTR0100	Towing & Recovery-Payroll	-29,207.61	
RCPT	Receipt	0.00	188,000.00
RXFR	Transfer (Regular)	233,062.71	40,029.28
WARR	Warrants	24,174.18	0.00
			0.00
PVC0100	Crowley's Ridge Payroll Payin	-48,993.40	
RCPT	Receipt	0.00	160,000.00
RXFR	Transfer (Regular)	181,093.57	23,000.00
WARR	Warrants	10,126.47	0.00
			-40,773.36
PVN0100	Northwest TI-Payroll Paying	-109,314.70	
RCPT	Receipt	0.00	705,000.00
RXFR	Transfer (Regular)	651,855.13	27,608.11
WARR	Warrants	60,729.11	0.00
			-129,338.57
PWD7500	Dept Of Human Svcs-Tea Emp	-33,600.00	
RXFR	Transfer (Regular)	62,200.00	1,422,552.00
WARR	Warrants	1,152,527.00	0.00
			-241,425.00
PWD7600	DHS-Delay Grnts-AFDC	439,688.11	
RCPT	Receipt	0.00	29,460.98
RXFR	Transfer (Regular)	62,200.00	7,660,827.73
WARR	Warrants	7,547,803.69	0.00
			359,403.09
PWD7700	DHS-Nrs Hm Vndr Payments	-9,180,542.65	
RCPT	Receipt	0.00	467,128,621.74
RXFR	Transfer (Regular)	0.00	193,446,524.98
WARR	Warrants	664,781,580.36	0.00
			-4,974,109.01
PWD8100	DHS-DrugVenPay-FamPlan	-18,055,249.04	
RCPT	Receipt	0.00	159,005,014.37
RXFR	Transfer (Regular)	400,000.00	290,766,051.90
WARR	Warrants	454,216,473.41	0.00
			-13,209,841.90
PWD8200	DHS-Peer Revw-Phrmcy Audit	-31,638.69	
RCPT	Receipt	0.00	1,526,998.22
RXFR	Transfer (Regular)	132,738.93	979,855.59
WARR	Warrants	2,335,491.46	0.00
			-70,262.11
PWD8600	DHS-Hosp/Med Vendor	-2,796,278.65	
RCPT	Receipt	0.00	3,952,771,428.03
RXFR	Transfer (Regular)	2,079,891.27	970,863,356.82
WARR	Warrants	4,905,983,533.03	0.00
			-18,367,639.20

Fund Transaction by Type

Start Date:7/1/15 End Date:6/30/16

Fund	Fund Description	Beginning Balance		Ending Balance
Type	Type Description	Debits	Credits	
PWD8700	DHS-Med Assist Prg Admin	363,933.66		
RCPT	Receipt	0.00	31,239,897.21	
RXFR	Transfer (Regular)	15,148,763.56	24,805,730.62	
WARR	Warrants	39,484,570.95	0.00	
				-1,048,359.66
PWD8900	DHS-Med Assist Prg Peer Rev	-10,310,009.91		
RCPT	Receipt	0.00	164,077,908.71	
RXFR	Transfer (Regular)	2,488,011.37	48,977,493.81	
WARR	Warrants	213,651,086.26	0.00	
				-7,226,314.80
PWD9400	DHS-Lng Trm Care Prof Contr:	-502,144.72		
RCPT	Receipt	0.00	2,072,236.59	
RXFR	Transfer (Regular)	0.00	1,036,965.24	
WARR	Warrants	3,052,560.06	0.00	
				-558,786.49
PWD9600	DHS ARKIDS B Prg	-92,130.25		
RCPT	Receipt	0.00	74,589,936.45	
RXFR	Transfer (Regular)	13,026,088.78	19,730,957.30	
WARR	Warrants	80,964,065.48	0.00	
				-422,869.74
PWE1400	DHS-SSvs Blk Grnt-Title XX	-49,013.90		
RCPT	Receipt	0.00	611,384.00	
RXFR	Transfer (Regular)	897,293.21	285,909.21	
				-49,013.90
PWE1500	DHS-Older Wrkr Prgm	0.00		
RXFR	Transfer (Regular)	0.00	1,049,184.00	
WARR	Warrants	1,049,184.00	0.00	
				0.00
PWE2000	DHS-Aging Proj Grant Paymer	-88,891.28		
RCPT	Receipt	0.00	9,243,801.98	
RXFR	Transfer (Regular)	154,035.12	177,605.44	
WARR	Warrants	9,336,742.28	0.00	
				-19,521.30
PWE2300	DHS Sr Citizens Centers	-24,536.00		
RXFR	Transfer (Regular)	0.00	3,963,080.00	
WARR	Warrants	3,987,616.00	0.00	
				0.00
PWE4600	DHS-Aging-RSVP Payments	0.00		
RXFR	Transfer (Regular)	146,758.00	214,865.74	
WARR	Warrants	45,200.00	0.00	
				-22,907.74
PWE4700	DHS-Aging-Nrsing Hm Care AI	-206,670.30		
RXFR	Transfer (Regular)	12,283.00	4,737,029.03	
WARR	Warrants	4,724,450.00	0.00	
				-206,966.33
PWE5200	DHS-Aging-Nutrition Prgm	-148,807.45		
RCPT	Receipt	0.00	8,695,200.16	
RXFR	Transfer (Regular)	0.00	122,444.95	
WARR	Warrants	8,557,312.60	0.00	
				-409,139.96
PWE5300	Mental Hlth Grants (0710)	0.00		

Fund Transaction by Type

Start Date:7/1/15 End Date:6/30/16

Fund	Fund Description	Beginning Balance		Ending Balance
Type	Type Description	Debits	Credits	
RCPT	Receipt	0.00	6,342,449.97	
RXFR	Transfer (Regular)	0.00	237,960.95	
WARR	Warrants	6,294,109.46	0.00	
				-286,301.46
PWE6000	DHS DBS Purchase of Service	-1,048,196.10		
RCPT	Receipt	0.00	2,985,847.64	
RXFR	Transfer (Regular)	1,733.81	809,872.00	
WARR	Warrants	3,896,825.97	0.00	
				-945,355.96
PWE7400	DHS-Child/Fam/Life Inst	-2,100,000.00		
RXFR	Transfer (Regular)	2,100,000.00	2,100,000.00	
				-2,100,000.00
PWE7500	DHS-Grant Awards Vol	-148,159.99		
RCPT	Receipt	0.00	1,844,353.52	
WARR	Warrants	1,822,408.95	0.00	
				-170,104.56
PWE7900	DHS-Infant Infirmary Nrsng Hn	-765,865.51		
RCPT	Receipt	0.00	19,986,234.85	
RXFR	Transfer (Regular)	0.00	8,047,025.66	
WARR	Warrants	28,263,681.11	0.00	
				-535,444.91
PWE8000	DHS Public Nursing Home Car	-1,586,195.36		
RCPT	Receipt	0.00	177,345,862.04	
RXFR	Transfer (Regular)	0.00	10,528,433.06	
WARR	Warrants	189,266,026.05	0.00	
				-194,464.41
PWE9000	DHS Family Preservation	-291,585.94		
RCPT	Receipt	0.00	3,431,178.01	
RXFR	Transfer (Regular)	340,302.99	1,212,429.47	
WARR	Warrants	4,406,100.40	0.00	
				-188,790.03
PWE9100	DHS DCF IV E Foster Care	-2,374,423.08		
COFF	Checks Charged Off	25.00	0.00	
RADJ	Receipt Adjustment	0.30	0.00	
RCPT	Receipt	0.00	37,688,640.70	
RXFR	Transfer (Regular)	6,248,930.73	21,075,999.47	
WARR	Warrants	51,445,474.23	0.00	
				-3,444,632.99
PWE9300	DHS DCF Child Care Cost	-1,910,263.10		
RADJ	Receipt Adjustment	0.00	10,000.00	
RCPT	Receipt	0.00	29,351,888.76	
RXFR	Transfer (Regular)	56,837.97	6,176,837.96	
WARR	Warrants	33,136,442.97	0.00	
				-4,255,708.88
PWE9400	DHS Food Stamps	-16,374.40		
RCPT	Receipt	0.00	81,441.15	
RXFR	Transfer (Regular)	4,123.82	76,285.78	
WARR	Warrants	153,752.24	0.00	
				-16,225.27
PWE9700	DHS-Comm Dev Blk Grants-(7	-75,818.12		
RCPT	Receipt	0.00	8,709,458.27	

Fund Transaction by Type

Start Date:7/1/15 End Date:6/30/16

Fund	Fund Description	Beginning Balance		Ending Balance
Type	Type Description	Debits	Credits	
RXFR	Transfer (Regular)	254.80	91,550.67	
WARR	Warrants	8,761,320.49	0.00	
				-115,251.77
PWP0100	Dept of Human Svcs-DDS St O	-501,290.37		
RCPT	Receipt	0.00	2,992,442.23	
WARR	Warrants	3,233,493.19	0.00	
				-260,239.41
PWP0400	DHS-DDS-Early Intervention	-2,865.18		
RXFR	Transfer (Regular)	2,865.18	53,384.68	
WARR	Warrants	53,384.68	0.00	
				0.00
PWP1000	Dept Of Human Svcs-Dir Off A	-650,949.88		
RCPT	Receipt	0.00	568,385.19	
RXFR	Transfer (Regular)	954,620.06	408,924.35	
WARR	Warrants	139,749.03	0.00	
				-533,890.33
PWP1500	Dept Of Human Svcs-Chief Cor	-311,254.90		
RADJ	Receipt Adjustment	36.43	0.00	
RCPT	Receipt	0.00	6,063,458.75	
RXFR	Transfer (Regular)	9,554,460.64	5,386,729.17	
WARR	Warrants	2,069,379.69	0.00	
				-137,566.06
PWP2000	Dept of Human Svcs-Aging Ad	-1,724,702.33		
COFF	Checks Charged Off	10.00	0.00	
RADJ	Receipt Adjustment	0.09	36.43	
RCPT	Receipt	0.00	10,343,867.48	
RXFR	Transfer (Regular)	14,846,709.68	8,281,756.20	
WARR	Warrants	3,616,039.16	0.00	
				-1,887,603.51
PWP2500	Dept of Human Svcs-DCFS Ad	-4,154,138.74		
COFF	Checks Charged Off	865.85	10.00	
RCPT	Receipt	0.00	39,183,884.84	
RXFR	Transfer (Regular)	54,473,850.92	41,830,566.20	
WARR	Warrants	28,137,808.45	0.00	
				-2,556,074.56
PWP3000	Dept of Human Svcs-DCCECE	-2,429,411.86		
RCPT	Receipt	0.00	14,018,562.41	
RXFR	Transfer (Regular)	8,613,731.48	3,298,507.41	
WARR	Warrants	9,781,484.89	0.00	
				-1,351,265.31
PWP3500	Dept Of Human Svcs-Mntl Hlth	-1,424,514.89		
RADJ	Receipt Adjustment	6.34	0.00	
RCPT	Receipt	0.00	41,806,638.41	
RXFR	Transfer (Regular)	58,982,196.50	50,627,104.14	
WARR	Warrants	33,846,050.06	0.00	
				-1,030,004.54
PWP4000	Dept Of Human Svcs-Medsvcs	-10,520,584.45		
RADJ	Receipt Adjustment	91,708.48	0.00	
RCPT	Receipt	0.00	23,475,750.87	
RXFR	Transfer (Regular)	20,748,378.14	7,315,976.39	
SDIS	Distribution (Special Fund)	0.00	0.00	

Fund Transaction by Type

Start Date:7/1/15 End Date:6/30/16

Fund	Fund Description	Beginning Balance		Ending Balance
Type	Type Description	Debits	Credits	
SPEC	Special Reversing Entry	91,708.48	91,708.48	
WARR	Warrants	7,227,596.18	0.00	
				-13,244,628.91
PWP4500	Dept Of Human Svcs-Co Oprs-	-3,314,375.10		
RCPT	Receipt	0.00	55,766,920.24	
RXFR	Transfer (Regular)	70,483,252.64	57,395,392.56	
WARR	Warrants	45,025,067.43	0.00	
				-968,367.83
PWP5000	Dept Of Human Svcs-Admin Sr	-4,486,816.76		
RCPT	Receipt	0.00	15,269,589.03	
RXFR	Transfer (Regular)	12,442,971.01	12,019,661.42	
WARR	Warrants	15,649,648.79	0.00	
				-3,683,447.41
PWP5500	Dept of Human Svcs-DDS Adm	-6,032,469.24		
COFF	Checks Charged Off	423.83	0.00	
RADJ	Receipt Adjustment	10,000.00	0.00	
RCPT	Receipt	0.00	95,562,344.24	
RXFR	Transfer (Regular)	92,982,113.66	39,720,503.96	
WARR	Warrants	45,144,865.41	0.00	
				-3,177,914.54
PWP6500	Dept Of Human Svcs-Blind Srv	-948,058.06		
RCPT	Receipt	0.00	4,170,375.78	
RXFR	Transfer (Regular)	3,382,992.51	1,117,702.07	
WARR	Warrants	1,647,175.39	0.00	
				-1,205,968.01
PWP7500	Dept of Human Svcs-Vol Admi	-219,062.42		
RCPT	Receipt	0.00	868,124.45	
RXFR	Transfer (Regular)	955,802.70	459,747.89	
WARR	Warrants	312,470.25	0.00	
				-278,661.81
PWP8000	Dept Of Human Svcs-Yth Srv P	-220,358.29		
RCPT	Receipt	0.00	250,844.22	
RXFR	Transfer (Regular)	4,147,189.49	6,317,101.61	
WARR	Warrants	2,382,045.06	0.00	
				-259,069.57
PWS0000	Temp Emp Asst Svc § 19-5-10	-2,839,639.33		
RCPT	Receipt	0.00	38,013,017.13	
RXFR	Transfer (Regular)	40,616,199.30	5,129,818.49	
WARR	Warrants	3,299,369.42	0.00	
				-2,066,906.23
RRA0000	State Hwy & Transportation	-537,908,234.24		
COFF	Checks Charged Off	569,417.35	0.00	
CTAX	Claims & Taxes	12,886.10	554.04	
DXFR	Transfer (Deduction)	0.00	5,280,723.10	
HDIS	Distribution (Highway Fund)	0.00	377,428,956.53	
HSDIS	Highway Severance Distribution	0.00	20,917,103.39	
RADJ	Receipt Adjustment	8,200,621.77	37,268.11	
RCPT	Receipt	0.00	1,158,476,867.95	
RXFR	Transfer (Regular)	591,701,684.36	701,539,297.78	
SDIS	Distribution (Special Fund)	0.00	19,116,827.73	
SPEC	Special Reversing Entry	1,207,417,582.65	600,759,561.19	

Fund Transaction by Type

Start Date:7/1/15 End Date:6/30/16

Fund	Fund Description	Beginning Balance		Ending Balance
Type	Type Description	Debits	Credits	
TELL	Teller	1,217,811.91	0.00	
WARR	Warrants	1,181,024,363.53	0.00	
				-431,321,026.39
RRA4LHC	4 Lane Highway Construction	-268,026,802.18		
4LHC	Four Lane Highway Constructio	0.00	171,590,616.46	
DXFR	Transfer (Deduction)	0.00	3,637,984.14	
RCPT	Receipt	0.00	38,110,632.43	
RXFR	Transfer (Regular)	236,787,155.32	478,311,004.98	
SPEC	Special Reversing Entry	478,311,004.98	225,078,099.94	
WARR	Warrants	57,933,811.85	0.00	
				-411,723,167.98
RRB0000	State Aid Road	-25,602,633.09		
RCPT	Receipt	0.00	3,739,597.96	
RXFR	Transfer (Regular)	4,228,124.71	21,695,849.07	
SDIS	Distribution (Special Fund)	0.00	20,107,723.79	
SPEC	Special Reversing Entry	21,652,801.32	880,359.40	
WARR	Warrants	22,209,478.60	0.00	
				-23,935,758.68
RRC0000	State Aid Street (0090)	-11,840,205.41		
RCPT	Receipt	0.00	1,381,075.08	
RXFR	Transfer (Regular)	3,115,328.21	21,652,634.66	
SDIS	Distribution (Special Fund)	0.00	20,107,878.14	
SPEC	Special Reversing Entry	21,652,634.66	880,033.29	
WARR	Warrants	19,908,779.34	0.00	
				-11,185,084.37
SAB0100	AR Motor Vehicle Comm-Oprs	-2,349,801.65		
COFF	Checks Charged Off	225.00	0.00	
RCPT	Receipt	0.00	554,863.93	
RXFR	Transfer (Regular)	328,173.46	323.82	
SDIS	Distribution (Special Fund)	0.00	544,938.09	
SPEC	Special Reversing Entry	554,023.87	225.00	
WARR	Warrants	289,232.60	0.00	
				-2,278,497.56
SAC0000	Asbestos Control	-1,701,405.24		
RCPT	Receipt	0.00	297,808.00	
RXFR	Transfer (Regular)	257,731.25	0.00	
SDIS	Distribution (Special Fund)	0.00	292,823.64	
SPEC	Special Reversing Entry	297,585.00	0.00	
WARR	Warrants	183,173.36	0.00	
				-1,553,547.27
SAD0100	Public Serv Util Safe-Pipline	-1,543,116.52		
RCPT	Receipt	0.00	616,055.59	
RXFR	Transfer (Regular)	746,774.24	32,811.30	
SDIS	Distribution (Special Fund)	0.00	10,392.61	
SPEC	Special Reversing Entry	10,561.62	0.00	
WARR	Warrants	194,693.58	0.00	
				-1,250,346.58
SAE0200	AR Econ Dev-3.9% Rebate	-1,274,083.77		
LCRT	General Letter of Cert	0.00	9,425,208.02	
WARR	Warrants	10,307,131.79	0.00	
				-392,160.00

Fund Transaction by Type

Start Date:7/1/15 End Date:6/30/16

Fund	Fund Description	Beginning Balance		Ending Balance
Type	Type Description	Debits	Credits	
SAH0200	Oil Museum-Oil/Brine	-33,031.59		
RXFR	Transfer (Regular)	90,144.46	84,053.27	
SDIS	Distribution (Special Fund)	0.00	81,040.22	
SPEC	Special Reversing Entry	84,053.27	334.02	
WARR	Warrants	9,898.55	0.00	
				-14,362.82
SAT0000	Special Addl Taxes (0630)	-108,612.54		
RXFR	Transfer (Regular)	29,791,442.29	29,925,541.80	
				-242,712.05
SAW0000	Abadoned/Orphaned Well Plug	-3,007,391.09		
RCPT	Receipt	0.00	297,519.61	
SDIS	Distribution (Special Fund)	0.00	292,759.30	
SPEC	Special Reversing Entry	297,519.61	0.00	
WARR	Warrants	819,023.75	0.00	
				-2,481,126.64
SBA0100	Keep AR Beautiful-Oprs	-190,920.20		
RCPT	Receipt	0.00	1,276.51	
RXFR	Transfer (Regular)	137,125.22	678,899.48	
WARR	Warrants	415,923.62	0.00	
				-318,047.35
SBB0100	Soybean Board-Operations	-2,696,480.12		
RCPT	Receipt	0.00	6,557,991.04	
RXFR	Transfer (Regular)	10,177,070.37	10,937,399.19	
SDIS	Distribution (Special Fund)	0.00	6,718,782.32	
SPEC	Special Reversing Entry	17,117,527.87	10,176,637.04	
WARR	Warrants	5,803,228.66	0.00	
				-3,989,462.81
SBC0100	AR Beef Council	-134,074.69		
RCPT	Receipt	0.00	636,351.50	
RXFR	Transfer (Regular)	1,028,029.40	1,115,817.60	
SDIS	Distribution (Special Fund)	0.00	328,699.11	
SPEC	Special Reversing Entry	414,107.94	74,542.75	
WARR	Warrants	652,811.23	0.00	
				-194,537.08
SBL0000	Bail Bond Recovery	-358,298.86		
COFF	Checks Charged Off	8.00	0.00	
RCPT	Receipt	0.00	236,940.00	
SDIS	Distribution (Special Fund)	7.87	233,148.96	
SPEC	Special Reversing Entry	236,940.00	8.00	
				-591,439.95
SBN0100	Ar St Bd of Nursing-Oprs	-2,830,188.46		
COFF	Checks Charged Off	125.00	0.00	
RADJ	Receipt Adjustment	2,151.75	0.00	
RCPT	Receipt	0.00	2,717,253.03	
RXFR	Transfer (Regular)	1,820,708.84	1,573.99	
SDIS	Distribution (Special Fund)	0.00	2,615,011.09	
SPEC	Special Reversing Entry	2,657,656.60	125.00	
WARR	Warrants	880,115.30	0.00	
				-2,803,394.08
SBS0000	Boating Safety(080)	0.00		
RXFR	Transfer (Regular)	1,048,974.10	1,077,386.61	

Fund Transaction by Type

Start Date:7/1/15 End Date:6/30/16

Fund	Fund Description	Beginning Balance		Ending Balance
Type	Type Description	Debits	Credits	
SDIS	Distribution (Special Fund)	0.00	859,478.38	
SPEC	Special Reversing Entry	887,890.89	0.00	
				0.00
SCB0000	AR Catfish Promotion			0.00
RADJ	Receipt Adjustment	525.85	0.00	
RCPT	Receipt	0.00	525.85	
SDIS	Distribution (Special Fund)	0.00	0.00	
SPEC	Special Reversing Entry	525.85	525.85	
				0.00
SCB0100	AR Catfish Promotion			-77,118.23
RADJ	Receipt Adjustment	0.00	525.85	
RCPT	Receipt	0.00	29,659.98	
SDIS	Distribution (Special Fund)	0.00	29,219.89	
SPEC	Special Reversing Entry	30,185.83	0.00	
WARR	Warrants	12,345.00	0.00	
				-93,993.12
SCC0100	County-Circuit Clerk Cont Ed			-103,556.35
RXFR	Transfer (Regular)	0.00	108,471.07	
SDIS	Distribution (Special Fund)	0.00	104,999.99	
SPEC	Special Reversing Entry	108,471.07	0.00	
WARR	Warrants	95,921.42	0.00	
				-112,634.92
SCE0000	St Crime Lab Equip-Special			-1,167,645.72
RADJ	Receipt Adjustment	5,696.60	0.00	
RCPT	Receipt	0.00	602,843.82	
RXFR	Transfer (Regular)	1,262,573.20	1,140.12	
SDIS	Distribution (Special Fund)	0.00	578,038.51	
SPEC	Special Reversing Entry	602,843.82	5,696.60	
				-484,251.15
SCE0100	St Crime Lab Equip-Sp Rev			-155,258.56
RCPT	Receipt	0.00	9,764.03	
RXFR	Transfer (Regular)	0.00	1,200,000.00	
WARR	Warrants	740,552.23	0.00	
				-624,470.36
SCF0000	County Corners Education Fui			-70,246.66
RXFR	Transfer (Regular)	0.00	54,338.82	
SDIS	Distribution (Special Fund)	0.00	52,500.00	
SPEC	Special Reversing Entry	54,235.54	0.00	
WARR	Warrants	44,778.79	0.00	
				-78,071.15
SCP0000	AR Child Passenger Protectioi			-330,755.56
RCPT	Receipt	0.00	175,526.66	
RXFR	Transfer (Regular)	75,579.96	46.15	
SDIS	Distribution (Special Fund)	0.00	169,909.80	
SPEC	Special Reversing Entry	175,526.66	0.00	
WARR	Warrants	200,768.40	0.00	
				-224,363.15
SCS0100	Private Career Education-Spec			-217,266.80
COFF	Checks Charged Off	1,000.00	0.00	
RCPT	Receipt	0.00	293,898.78	
RXFR	Transfer (Regular)	299,840.96	232.01	

Fund Transaction by Type

Start Date:7/1/15 End Date:6/30/16

Fund	Fund Description	Beginning Balance		Ending Balance
Type	Type Description	Debits	Credits	
SDIS	Distribution (Special Fund)	0.00	288,212.40	
SPEC	Special Reversing Entry	293,898.78	1,000.00	
WARR	Warrants	57,131.59	0.00	
				-148,738.66
SCT0100	DHS-Child Care Opr	-19,546.27		
COFF	Checks Charged Off	165.00	0.00	
RADJ	Receipt Adjustment	395.00	395.00	
RCPT	Receipt	0.00	133,650.00	
RXFR	Transfer (Regular)	128,953.01	492.00	
SDIS	Distribution (Special Fund)	0.00	131,349.24	
SPEC	Special Reversing Entry	133,650.00	165.00	
				-22,434.50
SCX0000	Conservation Tax	-657,317.77		
RADJ	Receipt Adjustment	0.00	84,000.00	
RXFR	Transfer (Regular)	133,205,016.94	135,365,316.91	
SDIS	Distribution (Special Fund)	0.00	67,889,953.48	
SPEC	Special Reversing Entry	132,085,184.88	61,950,935.43	
				-657,321.77
SDA0100	Aeronautics-Oprs	-20,484,990.59		
RCPT	Receipt	0.00	17,609.37	
RXFR	Transfer (Regular)	692,903.23	7,895,462.86	
SDIS	Distribution (Special Fund)	0.00	7,325,332.28	
SPEC	Special Reversing Entry	7,895,434.05	327,942.02	
WARR	Warrants	15,930,967.31	0.00	
				-11,532,032.53
SDB0100	Bd Of Dispensing Opticians-O	-248,107.57		
COFF	Checks Charged Off	110.00	0.00	
RCPT	Receipt	0.00	44,748.86	
RXFR	Transfer (Regular)	16,454.00	139.26	
SDIS	Distribution (Special Fund)	108.24	43,650.24	
SPEC	Special Reversing Entry	44,360.00	110.00	
WARR	Warrants	20,900.92	0.00	
				-254,822.77
SDC0100	ADC Farm Reserve	-2,906,120.90		
RCPT	Receipt	0.00	9,841,231.09	
RXFR	Transfer (Regular)	8,707,251.69	11,285,374.42	
SDIS	Distribution (Special Fund)	0.00	9,622,629.32	
SPEC	Special Reversing Entry	9,779,094.84	0.00	
WARR	Warrants	13,777,964.38	0.00	
				-1,391,044.82
SDD0100	Dept of Correc-Industry Oprs	-2,143,158.47		
RADJ	Receipt Adjustment	449.77	449.77	
RCPT	Receipt	0.00	8,406,766.59	
RXFR	Transfer (Regular)	2,106,337.94	27,280.22	
SDIS	Distribution (Special Fund)	0.00	7,637,268.98	
SPEC	Special Reversing Entry	7,761,452.22	0.00	
WARR	Warrants	6,168,895.75	0.00	
				-2,177,788.35
SDF0101	State Forestry 19-6-411	-3,238,406.98		
COFF	Checks Charged Off	300.00	0.00	
RCPT	Receipt	0.00	8,535,366.43	

Fund Transaction by Type

Start Date:7/1/15 End Date:6/30/16

Fund	Fund Description	Beginning Balance		Ending Balance
Type	Type Description	Debits	Credits	
RXFR	Transfer (Regular)	6,471,584.90	452,190.40	
SDIS	Distribution (Special Fund)	0.00	6,377,491.92	
SPEC	Special Reversing Entry	6,542,540.96	47.84	
WARR	Warrants	3,667,824.75	0.00	
				-1,921,252.96
SDG0000	Game Protection Fund	-11,347,032.69		
COFF	Checks Charged Off	5,590.06	0.00	
DXFR	Transfer (Deduction)	0.00	175,542.91	
RADJ	Receipt Adjustment	2,828.43	162.91	
RCPT	Receipt	0.00	56,089,334.28	
RXFR	Transfer (Regular)	50,324,220.30	37,497,239.38	
SDIS	Distribution (Special Fund)	0.00	26,672,661.57	
SPEC	Special Reversing Entry	27,114,618.96	8,255.58	
WARR	Warrants	42,019,483.99	0.00	
				-12,323,487.58
SDG0001	Operating Reserve Act238 (001	-7,135,098.79		
DXFR	Transfer (Deduction)	0.00	141,839.52	
RXFR	Transfer (Regular)	3,000,000.00	5,568,203.00	
				-9,845,141.31
SDG0002	BlackRiverSettleHld (0080)	-13,609,169.71		
DXFR	Transfer (Deduction)	0.00	54,424.18	
RXFR	Transfer (Regular)	13,663,593.89	0.00	
				0.00
SDG0100	GPF-License Plate Fnd	-2,281,955.74		
DXFR	Transfer (Deduction)	0.00	39,033.12	
RCPT	Receipt	0.00	7,000.00	
RXFR	Transfer (Regular)	136,850.60	1,146,669.02	
WARR	Warrants	546,039.60	0.00	
				-2,791,767.68
SDG0101	ED CTR CONST ACT 73215 (0	0.00		
DXFR	Transfer (Deduction)	0.00	472.47	
RCPT	Receipt	0.00	40,673.00	
				-41,145.47
SDG0102	AGFC Donations Fund (0080)	0.00		
DXFR	Transfer (Deduction)	0.00	1,130.68	
RCPT	Receipt	0.00	125,000.00	
				-126,130.68
SDG0200	GPF-Elk Donation Fnd	-27,861.97		
DXFR	Transfer (Deduction)	0.00	726.51	
RCPT	Receipt	0.00	24,150.00	
				-52,738.48
SDG0300	Game Protection Partners For	-32,028.20		
DXFR	Transfer (Deduction)	0.00	460.11	
RXFR	Transfer (Regular)	7,608.49	0.00	
WARR	Warrants	44.84	0.00	
				-24,834.98
SDG0500	Game Protection St Francis Mi	-209,784.16		
DXFR	Transfer (Deduction)	0.00	3,369.33	
				-213,153.49
SDG0700	Game Protection Nature Cntr (-380,464.08		
DXFR	Transfer (Deduction)	0.00	6,673.43	

Fund Transaction by Type

Start Date:7/1/15 End Date:6/30/16

Fund	Fund Description	Beginning Balance		Ending Balance
Type	Type Description	Debits	Credits	
RCPT	Receipt	0.00	221,064.28	
RXFR	Transfer (Regular)	0.00	2,910.32	
WARR	Warrants	157,774.62	0.00	
				-453,337.49
SDG0800	AGFC-Gas Lease (0080)	-150,006.36		
DXFR	Transfer (Deduction)	0.00	2,637.76	
RADJ	Receipt Adjustment	0.00	2,665.52	
RCPT	Receipt	0.00	193,256.24	
RXFR	Transfer (Regular)	25,000.00	0.00	
SDIS	Distribution (Special Fund)	0.00	191,803.02	
SPEC	Special Reversing Entry	194,921.76	0.00	
WARR	Warrants	226,637.19	0.00	
				-93,809.95
SDG0801	AGFC-Gas Rev Grants (0080)	-41,972.73		
DXFR	Transfer (Deduction)	0.00	454.35	
RXFR	Transfer (Regular)	17,701.68	125,000.00	
WARR	Warrants	139,439.80	0.00	
				-10,285.60
SDG0802	Gas Debt Service (0080)	-672,338.21		
DXFR	Transfer (Deduction)	0.00	8,638.06	
RXFR	Transfer (Regular)	680,478.28	0.00	
				-497.99
SDG0803	AGFC Gas Capital Proj (0080)	-5,210,632.50		
DXFR	Transfer (Deduction)	0.00	81,599.06	
RXFR	Transfer (Regular)	100,000.00	0.00	
WARR	Warrants	763,909.98	0.00	
				-4,428,321.58
SDG0804	AGFC Gas Infrastructure Repa	-422,183.74		
DXFR	Transfer (Deduction)	0.00	8,940.95	
RXFR	Transfer (Regular)	0.00	680,478.28	
				-1,111,602.97
SDG1000	Hunters Feeding the Hungry	-5,286.51		
DXFR	Transfer (Deduction)	0.00	38.08	
RCPT	Receipt	0.00	30,093.15	
WARR	Warrants	31,905.68	0.00	
				-3,512.06
SDG1200	AGFC EquipFundAct732 (0080)	0.00		
DXFR	Transfer (Deduction)	0.00	24,596.94	
RCPT	Receipt	0.00	481,593.21	
RXFR	Transfer (Regular)	1,278.00	3,511,023.88	
WARR	Warrants	2,623,670.74	0.00	
				-1,392,265.29
SDG1201	AGFC Fleet Fund	0.00		
DXFR	Transfer (Deduction)	0.00	1,471.31	
RCPT	Receipt	0.00	13,971.82	
RXFR	Transfer (Regular)	0.00	740,986.00	
				-756,429.13
SDG2000	Black River Settlmnt (0080)	0.00		
DXFR	Transfer (Deduction)	0.00	162,167.62	
RXFR	Transfer (Regular)	0.00	13,663,593.89	
WARR	Warrants	228,207.13	0.00	

Fund Transaction by Type

Start Date:7/1/15 End Date:6/30/16

Fund	Fund Description	Beginning Balance		Ending Balance
Type	Type Description	Debits	Credits	
				-13,597,554.38
SDH0100	Investor Education	-845,132.34		
RXFR	Transfer (Regular)	845,132.34	0.00	
				0.00
SDH4300	Securities Dept-Operations	-3,567,247.69		
RCPT	Receipt	0.00	4,000,402.85	
RXFR	Transfer (Regular)	2,461,702.01	322.61	
SDIS	Distribution (Special Fund)	0.00	3,934,081.19	
SPEC	Special Reversing Entry	3,998,050.00	0.00	
WARR	Warrants	775,889.52	0.00	
				-4,266,412.81
SDI0000	Interpreters Deaf/Hearing Imp	-32,460.57		
RADJ	Receipt Adjustment	0.00	135.00	
RCPT	Receipt	0.00	15,600.00	
RXFR	Transfer (Regular)	125.00	248.00	
SDIS	Distribution (Special Fund)	0.00	15,483.24	
SPEC	Special Reversing Entry	15,735.00	0.00	
WARR	Warrants	1,163.81	0.00	
				-46,903.00
SDL0100	Commercial Drivers Lic	-10,765,760.41		
RCPT	Receipt	0.00	1,068.23	
RXFR	Transfer (Regular)	275,059.79	3,891,636.68	
SDIS	Distribution (Special Fund)	0.00	2,558,138.34	
SPEC	Special Reversing Entry	2,642,704.91	0.00	
WARR	Warrants	50,879.89	0.00	
				-14,247,959.07
SDN0100	St Crime Lab-DNA Det Oprs	-638,404.76		
RCPT	Receipt	0.00	1,267,337.12	
RXFR	Transfer (Regular)	6,103.79	0.00	
SDIS	Distribution (Special Fund)	0.00	1,226,782.33	
SPEC	Special Reversing Entry	1,267,337.12	0.00	
WARR	Warrants	849,838.58	0.00	
				-1,009,244.72
SDO0100	Oil & Gas Comm-Operations	-42,972,691.12		
RCPT	Receipt	0.00	5,038,297.20	
RXFR	Transfer (Regular)	2,722,771.15	160,257.91	
SDIS	Distribution (Special Fund)	0.00	4,751,788.98	
SPEC	Special Reversing Entry	4,830,988.55	0.00	
WARR	Warrants	1,979,311.25	0.00	
				-43,389,964.26
SDP0101	Plant Board 19-6-408	-6,255,368.72		
RCPT	Receipt	0.00	8,174,514.27	
RXFR	Transfer (Regular)	4,888,071.51	74,949.85	
SDIS	Distribution (Special Fund)	0.00	7,295,481.01	
SPEC	Special Reversing Entry	7,414,106.71	0.00	
WARR	Warrants	1,573,085.02	0.00	
				-7,925,050.61
SDP0501	Plant Board Civil Penalties 19-	-5,000.00		
RXFR	Transfer (Regular)	0.00	10,000.00	
WARR	Warrants	15,000.00	0.00	
				0.00

Fund Transaction by Type

Start Date:7/1/15 End Date:6/30/16

Fund	Fund Description	Beginning Balance		Ending Balance
Type	Type Description	Debits	Credits	
SDP4601	Plant Board Grain Warehouse	-84,078.70		
RCPT	Receipt	0.00	194.92	
RXFR	Transfer (Regular)	468,445.25	700,164.15	
WARR	Warrants	190,253.49	0.00	
				-125,739.03
SDT0200	DDS-Storem Pmt-Warren	-60,694.37		
RADJ	Receipt Adjustment	3,230.25	6,460.50	
RCPT	Receipt	0.00	10,180.57	
SDIS	Distribution (Special Fund)	0.00	12,981.67	
SPEC	Special Reversing Entry	13,410.82	0.00	
WARR	Warrants	9,500.00	0.00	
				-64,176.04
SEA0000	Educational Adequacy	-47,365,760.03		
LCRT	General Letter of Cert	0.00	26,593,197.00	
RADJ	Receipt Adjustment	0.00	17,115,504.03	
RXFR	Transfer (Regular)	857,001,496.79	864,914,897.88	
SDIS	Distribution (Special Fund)	0.00	450,436,215.72	
SPEC	Special Reversing Entry	866,339,935.51	401,013,266.39	
				-84,097,408.75
SEF0100	ASP Equipment-AFIS System	-5,110,141.29		
COFF	Checks Charged Off	1,189.75	0.00	
RADJ	Receipt Adjustment	0.00	1,785.00	
RCPT	Receipt	0.00	5,070,992.30	
RXFR	Transfer (Regular)	1,184,855.51	35,297.93	
SDIS	Distribution (Special Fund)	0.00	3,397,654.63	
SPEC	Special Reversing Entry	3,453,515.05	614.00	
WARR	Warrants	2,936,494.39	0.00	
				-6,040,430.45
SEF0200	MOVEAR MAINTAND OPER (0	0.00		
RXFR	Transfer (Regular)	0.00	1,000,000.00	
				-1,000,000.00
SEP0000	Drug/Crime Enf/Pros Act 1086	-4,101,587.85		
RADJ	Receipt Adjustment	0.00	554.00	
RCPT	Receipt	0.00	1,203,337.52	
RXFR	Transfer (Regular)	144,180.26	0.00	
SDIS	Distribution (Special Fund)	0.00	1,165,367.00	
SPEC	Special Reversing Entry	1,203,891.52	0.00	
WARR	Warrants	1,893,025.35	0.00	
				-3,229,749.24
SFP0000	Fire Protection Prem Tax	-4,362,945.48		
RADJ	Receipt Adjustment	3,618,859.52	16,232,144.03	
RCPT	Receipt	0.00	12,493.28	
RXFR	Transfer (Regular)	13,593,634.61	685,680.00	
SDIS	Distribution (Special Fund)	0.00	12,209,659.41	
SPEC	Special Reversing Entry	12,613,284.51	0.00	
				-3,677,143.56
SFP0100	Fire Prot Prem-Arkansas	-16,218.21		
RXFR	Transfer (Regular)	0.00	106,030.36	
WARR	Warrants	96,997.27	0.00	
				-25,251.30
SFP0200	Fire Prot Prem-Ashley	-56,660.19		

Fund Transaction by Type

Start Date:7/1/15 End Date:6/30/16

Fund	Fund Description	Beginning Balance		Ending Balance
Type	Type Description	Debits	Credits	
RXFR	Transfer (Regular)	0.00	188,951.53	
WARR	Warrants	145,871.54	0.00	
				-99,740.18
SFP0300	Fire Prot Prem-Baxter	-42,111.36		
RXFR	Transfer (Regular)	0.00	241,966.70	
WARR	Warrants	184,760.59	0.00	
				-99,317.47
SFP0400	Fire Prot Prem-Benton	-97,500.64		
RXFR	Transfer (Regular)	0.00	524,714.32	
WARR	Warrants	452,717.08	0.00	
				-169,497.88
SFP0500	Fire Prot Prem-Boone	-12,200.44		
RXFR	Transfer (Regular)	0.00	198,467.07	
WARR	Warrants	186,936.69	0.00	
				-23,730.82
SFP0600	Fire Prot Prem-Bradley	-26,793.89		
RXFR	Transfer (Regular)	0.00	70,686.90	
WARR	Warrants	48,144.36	0.00	
				-49,336.43
SFP0700	Fire Prot Prem-Calhoun	-19,786.93		
RXFR	Transfer (Regular)	0.00	69,327.55	
WARR	Warrants	65,651.08	0.00	
				-23,463.40
SFP0800	Fire Prot Prem-Carroll	-12,397.07		
RXFR	Transfer (Regular)	0.00	131,858.26	
WARR	Warrants	93,126.15	0.00	
				-51,129.18
SFP0900	Fire Prot Prem-Chicot	-2,308.48		
RXFR	Transfer (Regular)	0.00	69,327.55	
WARR	Warrants	49,736.85	0.00	
				-21,899.18
SFP1000	Fire Prot Prem-Clark	-53,537.91		
RXFR	Transfer (Regular)	0.00	153,608.07	
WARR	Warrants	137,793.93	0.00	
				-69,352.05
SFP1100	Fire Prot Prem-Clay	-83,942.85		
RXFR	Transfer (Regular)	0.00	149,529.99	
WARR	Warrants	84,252.68	0.00	
				-149,220.16
SFP1200	Fire Prot Prem-Cleburne	-44,054.83		
RXFR	Transfer (Regular)	0.00	150,889.34	
WARR	Warrants	142,537.28	0.00	
				-52,406.89
SFP1300	Fire Prot Prem-Cleveland	-26,886.93		
RXFR	Transfer (Regular)	0.00	89,717.99	
WARR	Warrants	91,807.34	0.00	
				-24,797.58
SFP1400	Fire Prot Prem-Columbia	-36,559.24		
RXFR	Transfer (Regular)	0.00	168,561.06	
WARR	Warrants	157,967.76	0.00	

Fund Transaction by Type

Start Date:7/1/15 End Date:6/30/16

Fund	Fund Description	Beginning Balance	Ending Balance	
Type	Type Description	Debits	Credits	
				-47,152.54
SFP1500	Fire Prot Prem-Conway	-28,213.82		
RXFR	Transfer (Regular)	0.00	141,373.80	
WARR	Warrants	97,513.68	0.00	
				-72,073.94
SFP1600	Fire Prot Prem-Craighead	-90,411.80		
RXFR	Transfer (Regular)	0.00	395,574.78	
WARR	Warrants	370,113.84	0.00	
				-115,872.74
SFP1700	Fire Prot Prem-Crawford	0.00		
RXFR	Transfer (Regular)	0.00	269,153.97	
WARR	Warrants	250,767.95	0.00	
				-18,386.02
SFP1800	Fire Prot Prem-Crittenden	-82,735.69		
RXFR	Transfer (Regular)	0.00	179,435.98	
WARR	Warrants	169,874.87	0.00	
				-92,296.80
SFP1900	Fire Prot Prem-Cross	-22,567.50		
RXFR	Transfer (Regular)	0.00	114,186.53	
WARR	Warrants	96,219.19	0.00	
				-40,534.84
SFP2000	Fire Prot Prem-Dallas	-21,726.81		
RXFR	Transfer (Regular)	0.00	61,171.35	
WARR	Warrants	55,382.92	0.00	
				-27,515.24
SFP2100	Fire Prot Prem-Desha	-192,509.75		
RXFR	Transfer (Regular)	0.00	96,514.80	
WARR	Warrants	109,559.63	0.00	
				-179,464.92
SFP2200	Fire Prot Prem-Drew	-116,514.97		
RXFR	Transfer (Regular)	0.00	108,749.08	
WARR	Warrants	144,580.71	0.00	
				-80,683.34
SFP2300	Fire Prot Prem-Faulkner	-77,227.74		
RXFR	Transfer (Regular)	0.00	312,653.62	
WARR	Warrants	285,589.82	0.00	
				-104,291.54
SFP2400	Fire Prot Prem-Franklin	-94,547.03		
RXFR	Transfer (Regular)	0.00	131,858.26	
WARR	Warrants	124,062.39	0.00	
				-102,342.90
SFP2500	Fire Prot Prem-Fulton	-23,502.11		
RXFR	Transfer (Regular)	0.00	114,186.53	
WARR	Warrants	105,297.52	0.00	
				-32,391.12
SFP2600	Fire Prot Prem-Garland	0.00		
RXFR	Transfer (Regular)	0.00	424,121.42	
WARR	Warrants	405,852.60	0.00	
				-18,268.82
SFP2700	Fire Prot Prem-Grant	-22,218.93		

Fund Transaction by Type

Start Date:7/1/15

End Date:6/30/16

Fund	Fund Description	Beginning Balance		Ending Balance
Type	Type Description	Debits	Credits	
RXFR	Transfer (Regular)	0.00	153,608.07	
WARR	Warrants	138,686.24	0.00	
				-37,140.76
SFP2800	Fire Prot Prem-Greene	-52,947.56		
RXFR	Transfer (Regular)	0.00	188,951.53	
WARR	Warrants	166,669.27	0.00	
				-75,229.82
SFP2900	Fire Prot Prem-Hempstead	-85,549.32		
RXFR	Transfer (Regular)	0.00	256,919.70	
WARR	Warrants	229,989.75	0.00	
				-112,479.27
SFP3000	Fire Prot Prem-Hot Spring	-67,661.17		
RXFR	Transfer (Regular)	0.00	198,467.07	
WARR	Warrants	178,807.63	0.00	
				-87,320.61
SFP3100	Fire Prot Prem-Howard	-23,827.48		
RXFR	Transfer (Regular)	0.00	101,952.26	
WARR	Warrants	84,866.44	0.00	
				-40,913.30
SFP3200	Fire Prot Prem-Independence	-61,754.02		
RXFR	Transfer (Regular)	0.00	258,279.06	
WARR	Warrants	242,138.73	0.00	
				-77,894.35
SFP3300	Fire Prot Prem-Izard	-22,467.50		
RXFR	Transfer (Regular)	0.00	123,702.07	
WARR	Warrants	105,972.66	0.00	
				-40,196.91
SFP3400	Fire Prot Prem-Jackson	-51,192.60		
RXFR	Transfer (Regular)	0.00	129,139.53	
WARR	Warrants	124,143.94	0.00	
				-56,188.19
SFP3500	Fire Prot Prem-Jefferson	-38,897.25		
RXFR	Transfer (Regular)	0.00	315,372.34	
WARR	Warrants	298,745.47	0.00	
				-55,524.12
SFP3600	Fire Prot Prem-Johnson	-44,508.84		
RXFR	Transfer (Regular)	0.00	142,733.17	
WARR	Warrants	112,651.12	0.00	
				-74,590.89
SFP3700	Fire Prot Prem-Lafayette	-45,075.05		
RXFR	Transfer (Regular)	0.00	96,514.80	
WARR	Warrants	95,859.25	0.00	
				-45,730.60
SFP3800	Fire Prot Prem-Lawrence	-41,837.57		
RXFR	Transfer (Regular)	0.00	130,498.90	
WARR	Warrants	116,111.63	0.00	
				-56,224.84
SFP3900	Fire Prot Prem-Lee	-48,409.00		
RXFR	Transfer (Regular)	0.00	99,233.54	
WARR	Warrants	127,805.55	0.00	

Fund Transaction by Type

Start Date:7/1/15 End Date:6/30/16

Fund	Fund Description	Beginning Balance	Ending Balance	
Type	Type Description	Debits	Credits	
				-19,836.99
SFP4000	Fire Prot Prem-Lincoln	-40,556.72		
RXFR	Transfer (Regular)	0.00	152,248.72	
WARR	Warrants	136,697.78	0.00	
				-56,107.66
SFP4100	Fire Prot Prem-Little River	-102,323.37		
RXFR	Transfer (Regular)	0.00	104,670.99	
WARR	Warrants	92,939.02	0.00	
				-114,055.34
SFP4200	Fire Prot Prem-Logan	-54,751.58		
RXFR	Transfer (Regular)	0.00	144,092.52	
WARR	Warrants	143,643.97	0.00	
				-55,200.13
SFP4300	Fire Prot Prem-Lonoke	-74,321.17		
RXFR	Transfer (Regular)	0.00	231,091.79	
WARR	Warrants	258,914.64	0.00	
				-46,498.32
SFP4400	Fire Prot Prem-Madison	-35,723.89		
RXFR	Transfer (Regular)	0.00	129,139.53	
WARR	Warrants	105,821.50	0.00	
				-59,041.92
SFP4500	Fire Prot Prem-Marion	-10,184.44		
RXFR	Transfer (Regular)	0.00	135,936.35	
WARR	Warrants	96,330.89	0.00	
				-49,789.90
SFP4600	Fire Prot Prem-Miller	-113,938.50		
RXFR	Transfer (Regular)	0.00	195,748.34	
WARR	Warrants	155,749.78	0.00	
				-153,937.06
SFP4700	Fire Prot Prem-Mississippi	-88,688.28		
RXFR	Transfer (Regular)	0.00	240,607.34	
WARR	Warrants	221,680.75	0.00	
				-107,614.87
SFP4800	Fire Prot Prem-Monroe	-19,717.28		
RXFR	Transfer (Regular)	0.00	72,046.27	
WARR	Warrants	84,221.81	0.00	
				-7,541.74
SFP4900	Fire Prot Prem-Montgomery	-15,933.00		
RXFR	Transfer (Regular)	0.00	89,717.99	
WARR	Warrants	88,912.00	0.00	
				-16,738.99
SFP5000	Fire Prot Prem-Nevada	-31,503.88		
RXFR	Transfer (Regular)	0.00	78,843.09	
WARR	Warrants	72,989.57	0.00	
				-37,357.40
SFP5100	Fire Prot Prem-Newton	-39,145.64		
RXFR	Transfer (Regular)	0.00	91,077.35	
WARR	Warrants	96,735.30	0.00	
				-33,487.69
SFP5200	Fire Prot Prem-Ouachita	-69,975.10		

Fund Transaction by Type

Start Date:7/1/15 End Date:6/30/16

Fund	Fund Description	Beginning Balance		Ending Balance
Type	Type Description	Debits	Credits	
RXFR	Transfer (Regular)	0.00	186,232.80	
WARR	Warrants	121,841.32	0.00	
				-134,366.58
SFP5300	Fire Prot Prem-Perry	-23,314.54		
RXFR	Transfer (Regular)	0.00	84,280.54	
WARR	Warrants	79,806.75	0.00	
				-27,788.33
SFP5400	Fire Prot Prem-Phillips	-32,914.96		
RXFR	Transfer (Regular)	0.00	152,248.72	
WARR	Warrants	128,213.41	0.00	
				-56,950.27
SFP5500	Fire Prot Prem-Pike	-32,775.53		
RXFR	Transfer (Regular)	0.00	118,264.63	
WARR	Warrants	104,032.43	0.00	
				-47,007.73
SFP5600	Fire Prot Prem-Poinsett	-12,929.19		
RXFR	Transfer (Regular)	0.00	154,967.44	
WARR	Warrants	112,850.88	0.00	
				-55,045.75
SFP5700	Fire Prot Prem-Polk	-47,001.06		
RXFR	Transfer (Regular)	0.00	137,295.72	
WARR	Warrants	125,331.09	0.00	
				-58,965.69
SFP5800	Fire Prot Prem-Pope	-54,083.57		
RXFR	Transfer (Regular)	0.00	235,169.89	
WARR	Warrants	226,661.08	0.00	
				-62,592.38
SFP5900	Fire Prot Prem-Prairie	-28,997.49		
RXFR	Transfer (Regular)	0.00	112,827.18	
WARR	Warrants	103,494.00	0.00	
				-38,330.67
SFP6000	Fire Prot Prem-Pulaski	-88,492.43		
RXFR	Transfer (Regular)	0.00	814,258.93	
WARR	Warrants	671,080.62	0.00	
				-231,670.74
SFP6100	Fire Prot Prem-Randolph	-28,943.77		
RXFR	Transfer (Regular)	0.00	130,498.90	
WARR	Warrants	101,230.76	0.00	
				-58,211.91
SFP6200	Fire Prot Prem-Saline	-114,522.05		
RXFR	Transfer (Regular)	0.00	407,809.04	
WARR	Warrants	355,110.85	0.00	
				-167,220.24
SFP6300	Fire Prot Prem-Scott	-21,567.69		
RXFR	Transfer (Regular)	0.00	80,202.45	
WARR	Warrants	65,658.00	0.00	
				-36,112.14
SFP6400	Fire Prot Prem-Searcy	-83,517.80		
RXFR	Transfer (Regular)	0.00	99,233.54	
WARR	Warrants	139,091.05	0.00	

Fund Transaction by Type

Start Date:7/1/15 End Date:6/30/16

Fund	Fund Description	Beginning Balance		Ending Balance
Type	Type Description	Debits	Credits	
				-43,660.29
SFP6500	Fire Prot Prem-Sebastian	-44,981.30		
RXFR	Transfer (Regular)	0.00	280,028.88	
WARR	Warrants	264,737.08	0.00	
				-60,273.10
SFP6600	Fire Prot Prem-Sevier	-39,591.08		
RXFR	Transfer (Regular)	0.00	111,467.81	
WARR	Warrants	100,919.99	0.00	
				-50,138.90
SFP6700	Fire Prot Prem-Sharp	-43,415.25		
RXFR	Transfer (Regular)	0.00	176,717.26	
WARR	Warrants	166,125.39	0.00	
				-54,007.12
SFP6800	Fire Prot Prem-St. Francis	-33,599.80		
RXFR	Transfer (Regular)	0.00	197,107.71	
WARR	Warrants	167,748.35	0.00	
				-62,959.16
SFP6900	Fire Prot Prem-Stone	-7,687.62		
RXFR	Transfer (Regular)	0.00	104,670.99	
WARR	Warrants	72,585.64	0.00	
				-39,772.97
SFP7000	Fire Prot Prem-Union	-73,759.96		
RXFR	Transfer (Regular)	0.00	273,232.06	
WARR	Warrants	237,767.74	0.00	
				-109,224.28
SFP7100	Fire Prot Prem-Van Buren	-14,586.21		
RXFR	Transfer (Regular)	0.00	160,404.90	
WARR	Warrants	137,475.27	0.00	
				-37,515.84
SFP7200	Fire Prot Prem-Washington	-52,171.32		
RXFR	Transfer (Regular)	0.00	470,339.77	
WARR	Warrants	401,118.27	0.00	
				-121,392.82
SFP7300	Fire Prot Prem-White	-101,953.74		
RXFR	Transfer (Regular)	0.00	368,387.51	
WARR	Warrants	355,168.45	0.00	
				-115,172.80
SFP7400	Fire Prot Prem-Woodruff	-14,869.43		
RXFR	Transfer (Regular)	0.00	63,890.08	
WARR	Warrants	43,171.03	0.00	
				-35,588.48
SFP7500	Fire Prot Prem-Yell	-10,238.24		
RXFR	Transfer (Regular)	0.00	150,888.73	
WARR	Warrants	144,436.70	0.00	
				-16,690.27
SFR0100	Fire/Police Pension/Relief	-3,716,037.95		
LCRT	General Letter of Cert	5,187,859.31	0.00	
RADJ	Receipt Adjustment	0.00	59,056,014.52	
RXFR	Transfer (Regular)	14,089,298.26	0.00	
SDIS	Distribution (Special Fund)	0.00	57,166,222.06	

Fund Transaction by Type

Start Date:7/1/15 End Date:6/30/16

Fund	Fund Description	Beginning Balance		Ending Balance
Type	Type Description	Debits	Credits	
SPEC	Special Reversing Entry	59,056,014.52	0.00	
WARR	Warrants	39,802,786.68	0.00	
				-1,802,315.76
SFR0300	Fire&Police Pension Adl (0620	-760,762.82		
RXFR	Transfer (Regular)	0.00	1,659,072.51	
WARR	Warrants	2,333,980.55	0.00	
				-85,854.78
SFR0400	Fire&Police Pension Suppl(06:	-180,000.00		
RCPT	Receipt	0.00	2,780.00	
RXFR	Transfer (Regular)	0.00	655,800.00	
WARR	Warrants	720,600.00	0.00	
				-117,980.00
SFR0500	Fire&Police Pension FutSup(06:	-6,791,383.78		
RCPT	Receipt	0.00	1,200.00	
RXFR	Transfer (Regular)	0.00	4,854,977.22	
WARR	Warrants	5,560,020.00	0.00	
				-6,087,541.00
SFS0000	Cigarette Fire Safe 697/09	-168,364.50		
COFF	Checks Charged Off	11,000.00	0.00	
RCPT	Receipt	0.00	90,000.00	
SDIS	Distribution (Special Fund)	0.00	77,736.00	
SPEC	Special Reversing Entry	90,000.00	11,000.00	
				-246,100.50
SGI0200	Ind Pat Hosp-Emeg Med Prgm:	0.00		
RCPT	Receipt	0.00	28,777.21	
SDIS	Distribution (Special Fund)	0.00	27,856.34	
SPEC	Special Reversing Entry	28,777.21	0.00	
WARR	Warrants	27,856.34	0.00	
				0.00
SGS0100	Corn Grain Sorghum Bd-Oper:	-764,022.43		
RCPT	Receipt	0.00	1,048,130.77	
RXFR	Transfer (Regular)	3,918.01	171,132.85	
SDIS	Distribution (Special Fund)	0.00	1,061,797.02	
SPEC	Special Reversing Entry	1,100,815.74	3,918.01	
WARR	Warrants	1,070,043.67	0.00	
				-874,223.66
SHA0000	Dept of Hlth-HVACR	-497,506.08		
COFF	Checks Charged Off	920.00	0.00	
RADJ	Receipt Adjustment	1,100.00	1,250.00	
RCPT	Receipt	0.00	751,175.01	
RXFR	Transfer (Regular)	750,912.67	297.60	
SDIS	Distribution (Special Fund)	0.00	738,300.12	
SPEC	Special Reversing Entry	752,325.01	2,020.00	
				-485,291.13
SHF0000	AR Heritage Fund-Consr Tax	0.00		
RXFR	Transfer (Regular)	2,937,046.15	2,937,046.15	
				0.00
SHF0100	DAH-Consr Tax-Dir Off	-1,116,268.07		
RADJ	Receipt Adjustment	36.97	0.00	
RCPT	Receipt	0.00	148,132.49	
RXFR	Transfer (Regular)	3,244,129.50	6,260,783.43	

Fund Transaction by Type

Start Date:7/1/15 End Date:6/30/16

Fund	Fund Description	Beginning Balance	Ending Balance
Type	Type Description	Debits	Credits
WARR	Warrants	1,751,463.41	0.00
			-2,529,554.11
SHF0200	DAH-Consr Tax-Delta Clt Ctr	-90,793.28	
RCPT	Receipt	0.00	125.68
RXFR	Transfer (Regular)	54,795.39	255,613.28
SDIS	Distribution (Special Fund)	0.00	31.17
SPEC	Special Reversing Entry	31.68	0.00
WARR	Warrants	206,743.81	0.00
			-84,992.53
SHF0300	DAH-Consr Tax-Arts Co	-96,678.76	
RXFR	Transfer (Regular)	199,852.72	778,599.54
WARR	Warrants	663,532.89	0.00
			-11,892.69
SHF0400	DAH-Consr Tax-Commr Comr	-239,390.72	
RADJ	Receipt Adjustment	0.00	36.97
RCPT	Receipt	0.00	3,882.19
RXFR	Transfer (Regular)	120,848.35	481,188.75
WARR	Warrants	346,525.00	0.00
			-257,125.28
SHF0500	DAH-Consr Tax-Hist Presv	-1,760.88	
RCPT	Receipt	0.00	141.00
RXFR	Transfer (Regular)	260,754.08	279,480.13
WARR	Warrants	20,464.20	0.00
			-163.73
SHF0600	DAH-Consr Tax-Natl Hrtg	-111,314.73	
RCPT	Receipt	0.00	282.00
RXFR	Transfer (Regular)	405,411.07	539,910.88
WARR	Warrants	210,907.66	0.00
			-35,188.88
SHF0700	DAH-Consr Tax-Terr Restr	-178,209.47	
RCPT	Receipt	0.00	10,025.93
RXFR	Transfer (Regular)	308,201.62	602,554.79
WARR	Warrants	449,978.80	0.00
			-32,609.77
SHF0900	Mosaic Templars Amend 75(08	-103,500.02	
RXFR	Transfer (Regular)	27,680.72	11,667.36
WARR	Warrants	40,571.20	0.00
			-46,915.46
SHK0000	Milk Inspection	-93,009.68	
COFF	Checks Charged Off	10.00	0.00
RCPT	Receipt	0.00	366,492.86
RXFR	Transfer (Regular)	415,367.99	47,939.80
SDIS	Distribution (Special Fund)	0.00	360,619.15
SPEC	Special Reversing Entry	366,492.86	10.00
			-86,200.64
SHL0000	Plumbers Licensing	-799,886.98	
COFF	Checks Charged Off	1,850.00	0.00
RADJ	Receipt Adjustment	800.00	800.00
RCPT	Receipt	0.00	742,410.64
RXFR	Transfer (Regular)	721,768.29	3,384.22
SDIS	Distribution (Special Fund)	0.00	718,881.50

Fund Transaction by Type

Start Date:7/1/15

End Date:6/30/16

Fund	Fund Description	Beginning Balance		Ending Balance
Type	Type Description	Debits	Credits	
SPEC	Special Reversing Entry	732,695.64	2,125.00	
				-810,374.41
SHM0100	Mfg Home Comm-Operations	-294,865.42		
COFF	Checks Charged Off	40.00	0.00	
RCPT	Receipt	0.00	278,842.00	
RXFR	Transfer (Regular)	137,304.89	206.00	
SDIS	Distribution (Special Fund)	0.00	185,904.17	
SPEC	Special Reversing Entry	188,967.00	40.00	
WARR	Warrants	82,103.86	0.00	
				-351,441.84
SHW0000	Haz Waste Permit Fee	-4,252,411.26		
COFF	Checks Charged Off	50.00	0.00	
RCPT	Receipt	0.00	1,478,094.93	
RXFR	Transfer (Regular)	944,601.01	4,358.44	
SDIS	Distribution (Special Fund)	0.00	1,268,934.70	
SPEC	Special Reversing Entry	1,289,617.78	50.00	
WARR	Warrants	198,798.37	0.00	
				-4,570,782.17
SIA0101	L/P Equine Infectious Anemia	-498,842.37		
RCPT	Receipt	0.00	138,717.97	
RXFR	Transfer (Regular)	65,712.33	0.00	
SDIS	Distribution (Special Fund)	0.00	135,876.33	
SPEC	Special Reversing Entry	138,085.71	0.00	
WARR	Warrants	54,477.52	0.00	
				-515,161.11
SIB0100	Bank Department-Operations	-7,060,913.40		
RCPT	Receipt	0.00	8,856,765.30	
RXFR	Transfer (Regular)	6,202,781.15	11,827.72	
SDIS	Distribution (Special Fund)	0.00	8,683,756.71	
SPEC	Special Reversing Entry	8,824,956.00	0.00	
WARR	Warrants	1,925,817.24	0.00	
				-7,659,708.74
SIE0000	Investor Education (0410)	0.00		
RCPT	Receipt	0.00	103,733.89	
RXFR	Transfer (Regular)	0.00	845,132.34	
WARR	Warrants	77,714.66	0.00	
				-871,151.57
SIL0100	LP Gas Board Ops	-1,111,403.77		
COFF	Checks Charged Off	900.00	0.00	
RCPT	Receipt	0.00	610,759.85	
RXFR	Transfer (Regular)	378,733.91	0.00	
SDIS	Distribution (Special Fund)	0.00	598,153.92	
SPEC	Special Reversing Entry	608,780.00	900.00	
WARR	Warrants	132,574.56	0.00	
				-1,200,229.07
SIP0101	Poultry & Egg Grading 19-6-40	-4,859,273.52		
RCPT	Receipt	0.00	3,124,630.79	
RXFR	Transfer (Regular)	1,802,634.22	56,041.82	
SDIS	Distribution (Special Fund)	0.00	1,692,826.14	
SPEC	Special Reversing Entry	1,720,351.78	0.00	
WARR	Warrants	928,509.01	0.00	

Fund Transaction by Type

Start Date:7/1/15 End Date:6/30/16

Fund	Fund Description	Beginning Balance		Ending Balance
Type	Type Description	Debits	Credits	
				-5,281,277.26
SIR0000	Commercial Truck Safety/Edu	-870,423.80		
RADJ	Receipt Adjustment	0.00	2,000,000.00	
SDIS	Distribution (Special Fund)	0.00	1,935,999.99	
SPEC	Special Reversing Entry	2,000,000.00	0.00	
WARR	Warrants	371,454.00	0.00	
				-2,434,969.79
SIS0000	Road/Bridge Repair (0090)	0.00		
RXFR	Transfer (Regular)	0.00	2,249,318.51	
SDIS	Distribution (Special Fund)	0.00	918,940.31	
SPEC	Special Reversing Entry	949,318.51	0.00	
WARR	Warrants	2,151,479.00	0.00	
				-67,461.31
SJP0100	Public Service-Utilities	-3,689,656.53		
RCPT	Receipt	0.00	8,363,705.43	
RXFR	Transfer (Regular)	6,636,201.60	4,241.54	
SDIS	Distribution (Special Fund)	0.00	8,223,897.10	
SPEC	Special Reversing Entry	8,357,619.00	0.00	
WARR	Warrants	1,762,334.47	0.00	
				-3,525,345.53
SKL0000	Skills Development (0590)	0.00		
RCPT	Receipt	0.00	1.10	
RXFR	Transfer (Regular)	15,957.36	21,419,472.93	
WARR	Warrants	337,179.07	0.00	
				-21,066,337.60
SLA0000	Public Legal Aid	0.00		
RXFR	Transfer (Regular)	0.00	556,030.80	
WARR	Warrants	556,030.80	0.00	
				0.00
SLS0000	Beneficiaries of Fallen Law En	-2,544.95		
RXFR	Transfer (Regular)	0.00	3,075.31	
SDIS	Distribution (Special Fund)	0.00	2,976.90	
SPEC	Special Reversing Entry	3,075.31	0.00	
				-5,521.85
SMB0000	Marketing Board Fund	-235,619.89		
RCPT	Receipt	0.00	88,433.46	
RXFR	Transfer (Regular)	904.26	0.00	
SDIS	Distribution (Special Fund)	0.00	87,018.52	
SPEC	Special Reversing Entry	88,433.46	0.00	
WARR	Warrants	6,179.78	0.00	
				-315,554.37
SMD0000	Specialty Court Prog (0485)	0.00		
RCPT	Receipt	0.00	1,265.00	
RXFR	Transfer (Regular)	0.00	30,647.00	
SDIS	Distribution (Special Fund)	0.00	1,224.52	
SPEC	Special Reversing Entry	1,265.00	0.00	
WARR	Warrants	29,570.06	0.00	
				-2,301.46
SMF0000	Military Funeral Hon 784/09	-142,287.52		
RCPT	Receipt	0.00	500.00	
RXFR	Transfer (Regular)	0.00	41,056.50	

Fund Transaction by Type

Start Date:7/1/15 End Date:6/30/16

Fund	Fund Description	Beginning Balance		Ending Balance
Type	Type Description	Debits	Credits	
SDIS	Distribution (Special Fund)	0.00	39,742.69	
SPEC	Special Reversing Entry	41,056.50	0.00	
WARR	Warrants	16,800.00	0.00	
				-165,730.21
SMH0100	ADEM-Special Rev Fee	-547,790.48		
RCPT	Receipt	0.00	193,998.66	
RXFR	Transfer (Regular)	140,000.00	0.00	
SDIS	Distribution (Special Fund)	0.00	190,894.69	
SPEC	Special Reversing Entry	193,998.66	0.00	
WARR	Warrants	350.00	0.00	
				-598,335.17
SMH6700	EmerMgmt PerGRTTrng (0995)	-8,691.74		
RCPT	Receipt	0.00	4,248.45	
RXFR	Transfer (Regular)	12,327.76	10,971.73	
WARR	Warrants	11,550.55	0.00	
				-33.61
SMH6800	EMPG T&E (0995)	-7,327.57		
COFF	Checks Charged Off	877.62	0.00	
RCPT	Receipt	0.00	136,386.57	
RXFR	Transfer (Regular)	106,608.79	219,952.29	
WARR	Warrants	199,924.38	0.00	
				-56,255.64
SML0000	Domestic Peace	-37,386.03		
RADJ	Receipt Adjustment	50.00	25.00	
RCPT	Receipt	0.00	598,629.04	
SDIS	Distribution (Special Fund)	0.00	582,494.51	
SPEC	Special Reversing Entry	598,654.04	50.00	
WARR	Warrants	581,964.49	0.00	
				-37,916.05
SMP0000	ASP Special Operating	0.00		
AXFR	Advance Transfer	0.00	35,303,526.01	
GDIS	Distribution (General Fund)	0.00	31,072,050.99	
RXFR	Transfer (Regular)	85,301,396.08	18,925,819.08	
				0.00
SMP0100	ASP Special Operating	-3,379,659.90		
COFF	Checks Charged Off	1,164.25	0.00	
CTAX	Claims & Taxes	363.00	0.00	
RADJ	Receipt Adjustment	2,340.00	599.50	
RCPT	Receipt	0.00	6,421,367.75	
RXFR	Transfer (Regular)	65,655,093.86	81,061,660.69	
SDIS	Distribution (Special Fund)	0.00	16,330,301.96	
SPEC	Special Reversing Entry	16,808,438.28	3,502.50	
WARR	Warrants	21,152,966.43	0.00	
				-3,576,726.48
SMP0200	ASP Indirect Admin Costs	0.00		
RXFR	Transfer (Regular)	9,676,414.88	9,676,414.88	
				0.00
SMP0300	ASP Special Operating	-904,241.25		
RXFR	Transfer (Regular)	0.00	2,981,606.04	
WARR	Warrants	3,815,466.29	0.00	
				-70,381.00

Fund Transaction by Type

Start Date:7/1/15 End Date:6/30/16

Fund	Fund Description	Beginning Balance		Ending Balance
Type	Type Description	Debits	Credits	
SMP0500	ASP Used Motor Vehicle	-797,996.53		
COFF	Checks Charged Off	2,750.00	0.00	
RCPT	Receipt	0.00	717,572.50	
RXFR	Transfer (Regular)	635,498.97	32.18	
SDIS	Distribution (Special Fund)	0.00	703,341.06	
SPEC	Special Reversing Entry	717,527.50	2,750.00	
WARR	Warrants	126,050.00	0.00	
				-739,865.80
SMP0600	ASP-PI/Security	-589,736.74		
COFF	Checks Charged Off	540.00	180.00	
RADJ	Receipt Adjustment	49.50	0.00	
RCPT	Receipt	0.00	554,073.25	
RXFR	Transfer (Regular)	318,989.49	33.33	
SDIS	Distribution (Special Fund)	0.00	544,805.13	
SPEC	Special Reversing Entry	554,253.25	589.50	
WARR	Warrants	103,816.09	0.00	
				-711,769.62
SMP0700	ASP Salvage Auction	-848,977.94		
RADJ	Receipt Adjustment	4,065.00	0.00	
RCPT	Receipt	0.00	66,745.20	
SDIS	Distribution (Special Fund)	0.00	61,625.46	
SPEC	Special Reversing Entry	66,692.50	4,065.00	
WARR	Warrants	250.00	0.00	
				-910,406.10
SMP0800	AR Wireless Network	-409,425.21		
RCPT	Receipt	0.00	1.89	
RXFR	Transfer (Regular)	87,582.61	6,347,721.90	
WARR	Warrants	6,436,360.33	0.00	
				-233,206.06
SMP1100	ASP Health Plan Hldg Act 150	0.00		
RXFR	Transfer (Regular)	0.00	1,193,477.48	
				-1,193,477.48
SMP1200	Auto Operator Hldg (0960)	0.00		
RCPT	Receipt	0.00	1,954,001.22	
SDIS	Distribution (Special Fund)	0.00	1,891,473.18	
SPEC	Special Reversing Entry	1,954,001.22	0.00	
				-1,891,473.18
SMP2003	ASP Highway Safety 402	-14,358.90		
RCPT	Receipt	0.00	2,643,314.01	
RXFR	Transfer (Regular)	3,119,385.35	2,057,120.53	
WARR	Warrants	1,584,661.91	0.00	
				-10,746.18
SMP2103	MinPenalties/Repeat Offed 09€	0.00		
RCPT	Receipt	0.00	647,954.56	
RXFR	Transfer (Regular)	647,954.56	0.00	
				0.00
SMP2203	ASP Highway Safety 410	-8,091.06		
RCPT	Receipt	0.00	1,019,299.54	
RXFR	Transfer (Regular)	1,019,299.54	927,410.85	
WARR	Warrants	927,410.85	0.00	
				-8,091.06

Fund Transaction by Type

Start Date:7/1/15 End Date:6/30/16

Fund	Fund Description	Beginning Balance	Ending Balance
Type	Type Description	Debits	Credits
SMP2503	ASP Highway Safety 154	0.00	
RCPT	Receipt	0.00	2,784,467.45
RXFR	Transfer (Regular)	940,265.17	923,918.38
WARR	Warrants	2,768,120.66	0.00
			0.00
SMP2603	ASP Highway Safety 403	0.00	
RCPT	Receipt	0.00	106,566.98
RXFR	Transfer (Regular)	188,243.10	92,985.75
WARR	Warrants	11,309.63	0.00
			0.00
SMP2703	ASP Highway Safety 411	0.00	
RCPT	Receipt	0.00	90,458.42
RXFR	Transfer (Regular)	90,458.42	90,458.42
WARR	Warrants	90,458.42	0.00
			0.00
SMP2808	Hwy Safety 2010 Act 1288/07	0.00	
RCPT	Receipt	0.00	69,554.37
RXFR	Transfer (Regular)	69,554.37	69,554.37
WARR	Warrants	69,554.37	0.00
			0.00
SMP2809	Hwy Safety 406 Act 1288/07	0.00	
RCPT	Receipt	0.00	1,206,791.96
RXFR	Transfer (Regular)	1,207,313.58	162,695.20
WARR	Warrants	162,173.58	0.00
			0.00
SMP2811	TraCS 08 (0960)	0.00	
RXFR	Transfer (Regular)	160.55	160.55
			0.00
SMP2907	ASP Toward ZeroDeaths (0960)	0.00	
RXFR	Transfer (Regular)	206,018.22	412,036.44
WARR	Warrants	206,018.22	0.00
			0.00
SMP2925	ASP Odometer Fraud	-4,187.78	
RCPT	Receipt	0.00	24,259.03
RXFR	Transfer (Regular)	23,109.48	16,467.59
WARR	Warrants	21,804.92	0.00
			0.00
SMP2970	Video Storage 15 Act 267 14	-7,451.86	
RXFR	Transfer (Regular)	268,641.35	1,337,168.82
WARR	Warrants	1,075,979.33	0.00
			0.00
SMP2980	VIDEO STORAGE 16 (0960)	0.00	
RXFR	Transfer (Regular)	497,225.30	1,005,729.86
WARR	Warrants	497,225.30	0.00
			-11,279.26
SMP3021	Hwy Safety 405 MAP 21Act120	-1,562.70	
RCPT	Receipt	0.00	2,831,780.92
RXFR	Transfer (Regular)	2,831,801.02	1,478,493.03
WARR	Warrants	1,462,171.22	0.00
			-17,864.41
SMP3040	CDL 12 (096)	-461.44	

Fund Transaction by Type

Start Date:7/1/15 End Date:6/30/16

Fund	Fund Description	Beginning Balance	Ending Balance
Type	Type Description	Debits	Credits
RCPT	Receipt	0.00	3,016.26
RXFR	Transfer (Regular)	5,662.78	3,016.26
WARR	Warrants	831.18	0.00
			0.00
SMP3043	E-CITE CFDA20.609 Act 267 '1	0.00	
RXFR	Transfer (Regular)	543,421.86	1,078,858.22
WARR	Warrants	535,436.36	0.00
			0.00
SMP3052	TSS 14 (0960)	-750.00	
RXFR	Transfer (Regular)	750.00	0.00
			0.00
SMP3054	E-Crash 15 Act 267 '14 S9	-687.50	
RXFR	Transfer (Regular)	286,523.21	554,326.25
WARR	Warrants	268,380.04	0.00
			-110.50
SMP3062	TSS-15 Act 267 '14	-7,577.42	
RXFR	Transfer (Regular)	829,885.26	992,038.07
WARR	Warrants	169,730.23	0.00
			0.00
SMP3064	E-CRASH 16 (0960)	0.00	
RXFR	Transfer (Regular)	253,333.67	490,290.04
WARR	Warrants	236,956.37	0.00
			0.00
SMP3072	STEP 16 (0960)	0.00	
RXFR	Transfer (Regular)	744,496.09	819,303.67
WARR	Warrants	70,461.50	0.00
			-4,346.08
SMP3073	E-CITE 16 (0960)	0.00	
RXFR	Transfer (Regular)	99,091.05	184,209.05
WARR	Warrants	85,118.00	0.00
			0.00
SMP8800	ASP Vehicles (0960)	-2,454,824.70	
RCPT	Receipt	0.00	1,310,281.45
RXFR	Transfer (Regular)	1,005,400.39	4,314,427.53
SDIS	Distribution (Special Fund)	0.00	1,924,662.99
SPEC	Special Reversing Entry	1,988,288.21	0.00
WARR	Warrants	4,198,044.27	0.00
			-2,812,463.80
SMP9602	ASP Troop K Cont Project	-299,415.83	
RXFR	Transfer (Regular)	3,016,247.50	3,530,808.00
WARR	Warrants	412,755.04	0.00
			-401,221.29
SMS0000	ADH Marine Sanitation	-158,211.79	
RXFR	Transfer (Regular)	343,458.46	216,361.42
			-31,114.75
SNH0100	DHS-Nrs Hm Prsnl Trng-Exp	-550,606.69	
RADJ	Receipt Adjustment	0.00	91,708.48
RCPT	Receipt	0.00	62,750.00
RXFR	Transfer (Regular)	27,844.96	0.00
SDIS	Distribution (Special Fund)	0.00	151,987.14
SPEC	Special Reversing Entry	154,458.48	0.00

Fund Transaction by Type

Start Date:7/1/15 End Date:6/30/16

Fund	Fund Description	Beginning Balance		Ending Balance
Type	Type Description	Debits	Credits	
				-674,748.87
SNP0100	Nuclear Planning & Response	-434,714.34		
RCPT	Receipt	0.00	1,588,191.28	
RXFR	Transfer (Regular)	1,523,905.14	0.00	
SDIS	Distribution (Special Fund)	0.00	1,537,016.11	
SPEC	Special Reversing Entry	1,587,826.56	0.00	
WARR	Warrants	325,000.00	0.00	
				-123,190.03
SPC0101	L/P Brucellosis Erad/Inspectio	-922,126.90		
RCPT	Receipt	0.00	618,878.04	
RXFR	Transfer (Regular)	904,255.88	615,383.58	
SDIS	Distribution (Special Fund)	0.00	483,390.44	
SPEC	Special Reversing Entry	1,022,654.68	523,289.02	
WARR	Warrants	232,378.77	0.00	
				-1,003,778.65
SPD0100	People With Disabilities	-16,021.41		
RCPT	Receipt	0.00	12,692.02	
SDIS	Distribution (Special Fund)	0.00	11,504.95	
SPEC	Special Reversing Entry	11,692.02	0.00	
WARR	Warrants	10,500.00	0.00	
				-18,026.36
SPF0100	Comty Punshmt Rev-Oprs	-2,641,761.00		
RCPT	Receipt	0.00	8,145,802.95	
RXFR	Transfer (Regular)	3,150,646.00	2,616,137.51	
SDIS	Distribution (Special Fund)	0.00	7,914,530.93	
SPEC	Special Reversing Entry	8,043,222.48	0.00	
WARR	Warrants	4,580,362.96	0.00	
				-5,544,000.95
SPS0101	Livestock/Poultry Special Rev	-1,426,717.52		
COFF	Checks Charged Off	190.00	0.00	
RCPT	Receipt	0.00	1,663,374.12	
RXFR	Transfer (Regular)	162,095.78	85,455.97	
SDIS	Distribution (Special Fund)	0.00	1,536,491.23	
SPEC	Special Reversing Entry	1,561,664.82	190.00	
WARR	Warrants	1,670,623.73	0.00	
				-1,317,654.51
SPT0000	AR Parks/Tourism Consvr Tax	0.00		
RXFR	Transfer (Regular)	2,614,246.00	2,614,246.00	
				0.00
SPT0100	Conscr Tax-Oprs	-25,861,078.06		
RCPT	Receipt	0.00	109,824.53	
RXFR	Transfer (Regular)	8,604,927.20	32,110,888.52	
SDIS	Distribution (Special Fund)	0.00	11,810.60	
SPEC	Special Reversing Entry	12,201.04	0.00	
WARR	Warrants	24,935,760.17	0.00	
				-24,540,713.30
SRP0100	Rice Research & Promo Bd-O	-288,189.85		
RCPT	Receipt	0.00	5,668,755.12	
RXFR	Transfer (Regular)	14,084.93	129,515.51	
SDIS	Distribution (Special Fund)	0.00	5,599,091.74	
SPEC	Special Reversing Entry	5,798,270.63	14,084.93	

Fund Transaction by Type

Start Date:7/1/15 End Date:6/30/16

Fund	Fund Description	Beginning Balance	Ending Balance
Type	Type Description	Debits	Credits
WARR	Warrants	5,437,679.47	0.00
			-449,602.12
SRS0000	Reg Sub Stor Tank Prg	-1,889,314.18	
COFF	Checks Charged Off	1,750.00	0.00
RCPT	Receipt	0.00	972,624.79
RXFR	Transfer (Regular)	641,694.21	7,047.18
SDIS	Distribution (Special Fund)	0.00	615,577.28
SPEC	Special Reversing Entry	625,906.67	320.00
WARR	Warrants	128,262.58	0.00
			-2,087,269.97
SSA0000	AR CourtAppointedSpecAdvo	-556.60	
RXFR	Transfer (Regular)	0.00	6,029.39
SDIS	Distribution (Special Fund)	0.00	5,836.45
SPEC	Special Reversing Entry	6,029.39	0.00
			-6,393.05
SSC0480	ADC Sex/Child Offen Reg-048	-82,496.07	
RADJ	Receipt Adjustment	26.88	0.00
RCPT	Receipt	0.00	30,456.05
RXFR	Transfer (Regular)	94.38	0.00
SDIS	Distribution (Special Fund)	0.00	29,455.45
SPEC	Special Reversing Entry	30,456.05	26.88
			-111,857.14
SSC0990	ACIC Sex/Child Offend Reg-09	-36,719.48	
RADJ	Receipt Adjustment	26.87	257.50
RCPT	Receipt	0.00	30,198.53
RXFR	Transfer (Regular)	188.76	94.38
SDIS	Distribution (Special Fund)	0.00	29,455.44
SPEC	Special Reversing Entry	30,456.03	26.87
WARR	Warrants	15,507.62	0.00
			-50,572.92
SSD0000	Individual Sewage Disposal Sy	-20,716.07	
RADJ	Receipt Adjustment	0.00	1,944.00
RCPT	Receipt	0.00	20,017.00
RXFR	Transfer (Regular)	2,926.59	0.00
SDIS	Distribution (Special Fund)	0.00	21,609.64
SPEC	Special Reversing Entry	21,961.00	0.00
			-39,399.12
SSD0100	Individual Sewage Disp Sys-O	0.00	
RADJ	Receipt Adjustment	1,944.00	0.00
RCPT	Receipt	0.00	1,944.00
SDIS	Distribution (Special Fund)	0.00	0.00
SPEC	Special Reversing Entry	1,944.00	1,944.00
			0.00
SSE0000	AR Citizens 1st Resp Safety	-29,416.90	
COFF	Checks Charged Off	40.00	0.00
RCPT	Receipt	0.00	370,397.84
RXFR	Transfer (Regular)	1,673.88	917.87
SDIS	Distribution (Special Fund)	0.00	358,506.40
SPEC	Special Reversing Entry	370,397.84	40.00
WARR	Warrants	360,031.75	0.00
			-27,135.54

Fund Transaction by Type

Start Date:7/1/15 End Date:6/30/16

Fund	Fund Description	Beginning Balance		Ending Balance
Type	Type Description	Debits	Credits	
SSM0000	Spyware Monitoring	-92,276.79		
WARR	Warrants	536.58	0.00	
				-91,740.21
SST0101	Livestock/Poultry Swine Testi	-1,441.22		
RXFR	Transfer (Regular)	0.00	22.00	
SDIS	Distribution (Special Fund)	0.00	21.30	
SPEC	Special Reversing Entry	22.00	0.00	
				-1,462.52
SSV0000	Spirituos & Vinous BevAct(06	-350,577.59		
RCPT	Receipt	0.00	175,490.00	
RXFR	Transfer (Regular)	150.82	0.00	
SDIS	Distribution (Special Fund)	0.00	169,860.77	
SPEC	Special Reversing Entry	175,476.00	0.00	
WARR	Warrants	61,007.51	0.00	
				-459,294.03
SSW0100	Social Work Licensing-Operati	-605,393.43		
RCPT	Receipt	0.00	153,985.00	
RXFR	Transfer (Regular)	70,199.16	106.55	
SDIS	Distribution (Special Fund)	0.00	151,521.24	
SPEC	Special Reversing Entry	153,985.00	0.00	
WARR	Warrants	49,971.05	0.00	
				-636,851.01
STC0100	Telecomm Equip Fund-Oprs	-552,695.58		
RCPT	Receipt	0.00	461,523.40	
RXFR	Transfer (Regular)	100,930.29	655.38	
SDIS	Distribution (Special Fund)	0.00	446,287.11	
SPEC	Special Reversing Entry	461,260.82	220.40	
WARR	Warrants	337,095.19	0.00	
				-562,095.57
STR0000	AR Tobacco Control Rev (0261	0.00		
RCPT	Receipt	0.00	458,775.00	
SDIS	Distribution (Special Fund)	0.00	451,434.60	
SPEC	Special Reversing Entry	458,775.00	0.00	
				-451,434.60
SVS0000	AR Video Service Fund (0063)	-10,973.98		
RCPT	Receipt	0.00	3,700.00	
SDIS	Distribution (Special Fund)	0.00	3,581.60	
SPEC	Special Reversing Entry	3,700.00	0.00	
				-14,555.58
SWF0100	Wkforce 2000 Dev-Grant/Exp	-2,179,437.75		
RADJ	Receipt Adjustment	0.00	32,310,286.12	
RXFR	Transfer (Regular)	30,849,431.41	0.00	
SDIS	Distribution (Special Fund)	0.00	31,276,357.00	
SPEC	Special Reversing Entry	32,310,286.12	0.00	
				-2,606,363.34
SWP0100	Wheat Promotion Bd-Operatio	-192,355.26		
RCPT	Receipt	0.00	140,467.55	
RXFR	Transfer (Regular)	3,457.10	12,116.99	
SDIS	Distribution (Special Fund)	0.00	144,355.37	
SPEC	Special Reversing Entry	152,584.54	3,457.10	
WARR	Warrants	262,092.40	0.00	

Fund Transaction by Type

Start Date:7/1/15 End Date:6/30/16

Fund	Fund Description	Beginning Balance			Ending Balance
Type	Type Description	Debits	Credits		
					-74,618.23
SWT0000	In God We Trust License Plate	-9,784.51			
RXFR	Transfer (Regular)	98,783.95	101,158.62		
SDIS	Distribution (Special Fund)	0.00	97,921.54		
SPEC	Special Reversing Entry	101,158.62	0.00		
					-8,922.10
SXA0100	Abstractors Examiners Board	-84,301.40			
RCPT	Receipt	0.00	18,417.68		
RXFR	Transfer (Regular)	1,055.94	0.01		
SDIS	Distribution (Special Fund)	0.00	17,677.56		
SPEC	Special Reversing Entry	17,965.00	0.00		
WARR	Warrants	8,463.63	0.00		
					-92,912.08
SXV0100	Veterinary Exam Board-Operat	-427,946.86			
COFF	Checks Charged Off	210.00	0.00		
RCPT	Receipt	0.00	121,731.00		
RXFR	Transfer (Regular)	63,800.94	7.50		
SDIS	Distribution (Special Fund)	0.00	119,576.66		
SPEC	Special Reversing Entry	121,731.00	210.00		
WARR	Warrants	17,313.18	0.00		
					-466,416.90
TAC0000	Accountability Court (0485)	0.00			
RXFR	Transfer (Regular)	30,500.00	1,400,000.00		
WARR	Warrants	1,070,181.00	0.00		
					-299,319.00
TAD0201	Pesticide/Plant Disposal 19-5-1	-1,917,278.29			
RCPT	Receipt	0.00	409,750.00		
RXFR	Transfer (Regular)	0.00	410.34		
SDIS	Distribution (Special Fund)	0.00	403,194.00		
SPEC	Special Reversing Entry	409,750.00	0.00		
WARR	Warrants	361,678.05	0.00		
					-1,959,204.58
TAF0000	Asset Forfeiture	-572,812.19			
RADJ	Receipt Adjustment	0.00	5,696.60		
RCPT	Receipt	0.00	58,187.42		
RXFR	Transfer (Regular)	287,192.63	76,129.21		
					-425,632.79
TAF0100	Spec St Assets Forfeit (0620)	-59,584.75			
RCPT	Receipt	0.00	23,424.42		
RXFR	Transfer (Regular)	54,766.40	0.00		
					-28,242.77
TAF0300	State Police Federal 25% (0620)	-156,589.54			
RXFR	Transfer (Regular)	0.00	14,896.19		
					-171,485.73
TAF0400	State Police Federal 65% (0620)	-865.76			
RXFR	Transfer (Regular)	0.00	38,730.09		
					-39,595.85
TAJ0200	St Admin Of Justice-Co/City R	0.00			
RXFR	Transfer (Regular)	0.00	3,904.69		
WARR	Warrants	3,594.69	0.00		
					-310.00

Fund Transaction by Type

Start Date:7/1/15 End Date:6/30/16

Fund	Fund Description	Beginning Balance		Ending Balance
Type	Type Description	Debits	Credits	
TAJ0300	St Admin Of Justice-St Prgms	-2,746,136.24		
COFF	Checks Charged Off	11,459.31	0.00	
RADJ	Receipt Adjustment	25.00	50.00	
RCPT	Receipt	0.00	33,364,060.25	
RXFR	Transfer (Regular)	39,090,317.44	9,070,319.37	
SDIS	Distribution (Special Fund)	0.00	8,756,096.05	
SPEC	Special Reversing Entry	9,045,553.77	0.00	
WARR	Warrants	2,799,480.36	0.00	
				-2,989,826.03
TAR0000	Judges Retirement	-34,977.58		
RCPT	Receipt	0.00	664,000.00	
RXFR	Transfer (Regular)	108,301.00	2,872,155.39	
WARR	Warrants	3,428,472.59	0.00	
				-34,359.38
TAS0000	Securities Reserve	-1,764,092.31		
DXFR	Transfer (Deduction)	15,282,280.81	0.00	
RADJ	Receipt Adjustment	9,397,770.95	6,836,359.57	
RCPT	Receipt	0.00	51,545,538.98	
RXFR	Transfer (Regular)	30,054,962.51	0.00	
				-5,410,976.59
TAX0000	Ad Valorem Tax	-4,105,325.09		
COFF	Checks Charged Off	23,721.98	0.00	
CTAX	Claims & Taxes	19,580.23	0.00	
RXFR	Transfer (Regular)	23,194,809.16	22,514,460.09	
				-3,381,673.81
TBB0000	DFA Rev-Interstate Mtr Fuel Tax	-67,653.80		
RADJ	Receipt Adjustment	36,004.39	347,426.44	
WARR	Warrants	348,672.83	0.00	
				-30,403.02
TBC0000	DFA-Rev Gasoline Tax Refund	0.00		
RXFR	Transfer (Regular)	0.00	24,362.31	
WARR	Warrants	24,362.31	0.00	
				0.00
TBJ0000	College Savings Bonds	0.00		
LCRT	General Letter of Cert	0.00	23,206,889.61	
RXFR	Transfer (Regular)	23,206,889.61	0.00	
				0.00
TBJ0015	Higher Ed 2015 bond 2007C 00	0.00		
RXFR	Transfer (Regular)	0.00	5,060,433.35	
WARR	Warrants	5,060,433.35	0.00	
				0.00
TBJ007A	Coll Savings Bond 2007A (006	0.00		
RXFR	Transfer (Regular)	0.00	6,611,156.26	
WARR	Warrants	6,611,156.26	0.00	
				0.00
TBJ0500	Coll Svg Bnds-Srs A 1995	0.00		
RXFR	Transfer (Regular)	0.00	2,900.00	
WARR	Warrants	2,900.00	0.00	
				0.00
TBJ0600	Coll Svg Bnds-Srs A 1996	0.00		
RXFR	Transfer (Regular)	0.00	4,050.00	

Fund Transaction by Type

Start Date:7/1/15 End Date:6/30/16

Fund	Fund Description	Beginning Balance		Ending Balance
Type	Type Description	Debits	Credits	
WARR	Warrants	4,050.00	0.00	0.00
TBJ0700	Coll Svg Bnds-Srs B 1996	0.00		
RXFR	Transfer (Regular)	0.00	1,150.00	
WARR	Warrants	1,150.00	0.00	0.00
TBJ0800	Coll Svg Bnds-Srs C 1996	0.00		
RXFR	Transfer (Regular)	0.00	3,226,750.00	
WARR	Warrants	3,226,750.00	0.00	0.00
TBJ0900	Coll Svg Bnds-Srs A 1997	0.00		
RXFR	Transfer (Regular)	0.00	1,150.00	
WARR	Warrants	1,150.00	0.00	0.00
TBJ1000	Coll Svg Bnds-Srs B 1997	0.00		
RXFR	Transfer (Regular)	0.00	2,826,150.00	
WARR	Warrants	2,826,150.00	0.00	0.00
TBJ1100	Coll Svg Bnds-Srs A 1998	0.00		
RXFR	Transfer (Regular)	0.00	1,861,150.00	
WARR	Warrants	1,861,150.00	0.00	0.00
TBJ1200	Treas College Savings Bonds	0.00		
RXFR	Transfer (Regular)	0.00	3,612,000.00	
WARR	Warrants	3,612,000.00	0.00	0.00
TBL0000	Sm Bus Revolving Ln	-1,603,961.55		
RCPT	Receipt	0.00	7,185.68	
RXFR	Transfer (Regular)	42,000,000.00	42,000,000.00	
WARR	Warrants	1,552.07	0.00	
				-1,609,595.16
TBP0000	Best Practices Act 570/11 S12	-3,535,239.20		
RCPT	Receipt	0.00	2,500,512.04	
RXFR	Transfer (Regular)	200,000.00	284,653.68	
SDIS	Distribution (Special Fund)	0.00	2,455,820.44	
SPEC	Special Reversing Entry	2,495,752.48	0.00	
WARR	Warrants	3,349,811.26	0.00	
				-2,730,661.62
TBQ0000	Social Innovation (0485)	0.00		
RXFR	Transfer (Regular)	100,000.00	200,000.00	
WARR	Warrants	100,000.00	0.00	
				0.00
TBS0000	Budget Stabilization Trust	-153,012,363.68		
RXFR	Transfer (Regular)	540,069,033.62	564,008,179.24	
				-176,951,509.30
TCA0100	County Assessors Continuing	-212,246.07		
RCPT	Receipt	0.00	46,200.00	
SDIS	Distribution (Special Fund)	0.00	44,721.60	
SPEC	Special Reversing Entry	46,200.00	0.00	
				-256,967.67

Fund Transaction by Type

Start Date:7/1/15 End Date:6/30/16

Fund	Fund Description	Beginning Balance		Ending Balance
Type	Type Description	Debits	Credits	
TCC0100	County Coll Ctng Ed-Oprs-(05)	-84,704.10		
RCPT	Receipt	0.00	33,600.00	
RXFR	Transfer (Regular)	4,454.54	27,809.08	
WARR	Warrants	41,428.61	0.00	
				-100,230.03
TCE0100	Co Treas Cont Ed-Oprs-(059)	-50,912.37		
RCPT	Receipt	0.00	49,007.93	
RXFR	Transfer (Regular)	9,012.36	7,954.54	
WARR	Warrants	47,234.07	0.00	
				-51,628.41
TCG0000	Cap Grnds Monument/Memori	-26,105.04		
RCPT	Receipt	0.00	300.00	
WARR	Warrants	7.55	0.00	
				-26,397.49
TCH0000	Baby Sharon's Illness	-9,178.52		
RCPT	Receipt	0.00	11,000.36	
RXFR	Transfer (Regular)	78.00	6,265.00	
WARR	Warrants	10,270.12	0.00	
				-16,095.76
TCI0100	Wrforce Ed-Constr Craft Trng	-1,068,413.21		
RCPT	Receipt	0.00	761,552.41	
RXFR	Transfer (Regular)	85,565.45	1.31	
WARR	Warrants	747,338.66	0.00	
				-997,062.82
TCR0100	Crime Victims Reparation Rev	-2,342,515.29		
RCPT	Receipt	0.00	46,786.02	
RXFR	Transfer (Regular)	497,708.03	1,364,427.85	
SDIS	Distribution (Special Fund)	0.00	1,501.97	
SPEC	Special Reversing Entry	1,526.40	0.00	
WARR	Warrants	1,509,129.39	0.00	
				-1,746,867.31
TCS0100	Private Career Education-Trus	-1,223,527.65		
RCPT	Receipt	0.00	71,860.30	
RXFR	Transfer (Regular)	2,391,658.37	2,391,658.37	
WARR	Warrants	12,694.15	0.00	
				-1,282,693.80
TCT0100	Childrens Trust	-1,999,669.45		
RCPT	Receipt	0.00	323,961.71	
RXFR	Transfer (Regular)	5,855,096.62	5,827,756.26	
SDIS	Distribution (Special Fund)	0.00	305,827.50	
SPEC	Special Reversing Entry	315,937.50	0.00	
WARR	Warrants	81,520.96	0.00	
				-2,204,659.84
TDP0100	Death/Permanent Ttl Disability	-111,642,179.14		
RADJ	Receipt Adjustment	28,727.78	0.00	
RCPT	Receipt	0.00	10,288,026.58	
RXFR	Transfer (Regular)	1,247,611,642.36	1,247,612,050.36	
WARR	Warrants	14,576,789.66	0.00	
				-107,325,096.28
TDR9000	AR Distr Rel Prog Trust-Grant	-464,713.25		
RCPT	Receipt	0.00	1,359.51	

Fund Transaction by Type

Start Date:7/1/15 End Date:6/30/16

Fund	Fund Description	Beginning Balance		Ending Balance
Type	Type Description	Debits	Credits	
RXFR	Transfer (Regular)	3,658,499.00	3,671,459.42	
				-479,033.18
TDS0000	Nonmun Dom Sewage (0930)	0.00		
COFF	Checks Charged Off	288.00	0.00	
RCPT	Receipt	0.00	36,145.00	
WARR	Warrants	16,700.00	0.00	
				-19,157.00
TDT9200	Tourism Development Trust	-1,739,350.18		
RCPT	Receipt	0.00	11,191.27	
RXFR	Transfer (Regular)	1,992,784.67	16,910,681.02	
SDIS	Distribution (Special Fund)	0.00	14,756,858.08	
SPEC	Special Reversing Entry	15,478,970.88	234,282.80	
WARR	Warrants	13,595,167.75	0.00	
				-2,585,440.05
TEB1001	Educational Building Rev Bon	-3,498,773.60		
RCPT	Receipt	0.00	150,584.01	
RXFR	Transfer (Regular)	7,910,000.00	7,923,661.34	
WARR	Warrants	1,760,366.86	0.00	
				-1,902,652.09
TEM1001	Revolving Loan Certificate	-11,403,487.47		
RCPT	Receipt	0.00	724,610.29	
RXFR	Transfer (Regular)	46,952,355.79	46,886,000.00	
WARR	Warrants	95,362.80	0.00	
				-11,966,379.17
TER0000	Teacher Retirement	-4,091,846.94		
RCPT	Receipt	0.00	141,857,533.60	
RXFR	Transfer (Regular)	10,244,269.05	12,077.26	
WARR	Warrants	133,286,528.67	0.00	
				-2,430,660.08
TES0100	Dept Workforce Services Trus	101,473.13		
RCPT	Receipt	0.00	47,574,011.31	
RXFR	Transfer (Regular)	38,614,867.69	6,915,553.38	
WARR	Warrants	16,227,236.81	0.00	
				454,012.94
TES0200	Dept Workforce Services Trus	-563,881.48		
RCPT	Receipt	0.00	2,713.16	
RXFR	Transfer (Regular)	1,169,227.31	1,127,349.67	
				-524,717.00
TES0300	Dept Workforce Services Trus	-5.16		
RXFR	Transfer (Regular)	150.00	53,600.66	
WARR	Warrants	53,447.42	0.00	
				-8.40
TET0100	AEDQ Environmental Settleme	-1,209,765.99		
RCPT	Receipt	0.00	1,224.38	
RXFR	Transfer (Regular)	16,550,000.00	16,550,117.73	
WARR	Warrants	251,777.10	0.00	
				-959,331.00
TEX0000	Education Excellence Trust	0.00		
LCRT	General Letter of Cert	0.00	300,822,245.00	
RXFR	Transfer (Regular)	300,822,245.00	0.00	
				0.00

Fund Transaction by Type

Start Date:7/1/15 End Date:6/30/16

Fund	Fund Description	Beginning Balance		Ending Balance
Type	Type Description	Debits	Credits	
TFB0000	Fidelity Bond Trust	-3,749,374.50		
RCPT	Receipt	0.00	16,546.96	
RXFR	Transfer (Regular)	8,214,589.22	8,913,882.48	
				-4,465,214.72
TFB0400	Fidelity Bond Trust	-481,176.83		
RCPT	Receipt	0.00	101,374.19	
RXFR	Transfer (Regular)	0.00	938.00	
WARR	Warrants	298,270.94	0.00	
				-285,218.08
TFH0000	AR Fair Housing Commission-	-274,357.14		
RCPT	Receipt	0.00	121,488.44	
RXFR	Transfer (Regular)	0.00	1,656.14	
WARR	Warrants	90,559.06	0.00	
				-306,942.66
TFM0000	Military FamilyRelief19-5-1127	-175,598.17		
RCPT	Receipt	0.00	176.21	
RXFR	Transfer (Regular)	571,397.29	588,785.92	
WARR	Warrants	3,526.29	0.00	
				-189,636.72
TGC0000	Corporate Income Tax	-1,865,524.91		
NDXF	Transfer (Non-Distribution)	0.00	68,860,054.08	
RXFR	Transfer (Regular)	4,946,165.19	4,946,165.19	
WARR	Warrants	68,618,636.16	0.00	
				-2,106,942.83
TGI0000	Individual Income Tax	-11,184,087.88		
AXFR	Advance Transfer	6,224,690.05	6,224,690.05	
FORG	Forgery	0.00	3,156.00	
NDXF	Transfer (Non-Distribution)	0.00	363,448,666.46	
RCPT	Receipt	0.00	1,767,992.39	
RXFR	Transfer (Regular)	90,026,842.85	89,658,498.26	
WARR	Warrants	365,068,278.84	0.00	
				-10,967,279.30
TGI00WH	Withholding Tax Ref AIRS (06:	-698,423.83		
NDXF	Transfer (Non-Distribution)	150,235.02	3,535,469.27	
WARR	Warrants	3,258,249.62	0.00	
				-825,408.46
TGP0000	Natural/Cultural Historic Pres	-882,878.03		
RCPT	Receipt	0.00	395.45	
RXFR	Transfer (Regular)	3,384,593.00	3,312,430.25	
				-811,110.73
TGP0100	Natural/Cultural Historic Pres	-809,687.35		
RCPT	Receipt	0.00	13,438.17	
RXFR	Transfer (Regular)	855,326.38	2,727,756.06	
SDIS	Distribution (Special Fund)	0.00	2,506,763.33	
SPEC	Special Reversing Entry	2,634,547.08	44,915.54	
WARR	Warrants	1,939,089.49	0.00	
				-673,597.50
TGS0800	Geographic Info Syst 296/09	-156,947.66		
RCPT	Receipt	0.00	158,430.00	
RXFR	Transfer (Regular)	0.00	325,196.64	
WARR	Warrants	327,103.75	0.00	

Fund Transaction by Type

Start Date:7/1/15 End Date:6/30/16

Fund	Fund Description	Beginning Balance	Ending Balance	
Type	Type Description	Debits	Credits	
				-313,470.55
TGS0900	GIS Mapping Grant §19-5-1112	-113,978.90		
WARR	Warrants	113,978.90	0.00	
				0.00
TGT0000	AR Natural/Cultural Resources	-21,596,585.80		
RCPT	Receipt	0.00	16,299.88	
RXFR	Transfer (Regular)	82,360,735.05	85,076,671.44	
SDIS	Distribution (Special Fund)	0.00	20,054,107.25	
SPEC	Special Reversing Entry	21,076,848.99	359,796.05	
				-23,665,876.38
TGT0100	AR Natural/Cultural Resources	-50,059.21		
RCPT	Receipt	0.00	67.71	
RXFR	Transfer (Regular)	839,052.06	800,442.00	
				-11,516.86
TGT0200	AR Natural/Cultural Resources	-9,518.74		
RXFR	Transfer (Regular)	74,275.56	85,000.00	
WARR	Warrants	11,409.53	0.00	
				-8,833.65
TGT1402	ANCRC 14-002 UALR §19-5-95	-3.21		
RXFR	Transfer (Regular)	3.21	0.00	
				0.00
TGT1403	ANCRC 14-003 AHC §19-5-951	-3,558.52		
RXFR	Transfer (Regular)	2,272.08	0.00	
WARR	Warrants	1,286.44	0.00	
				0.00
TGT1404	ANCRC 14-004-1 DAH §19-5-95	-179,479.05		
RXFR	Transfer (Regular)	12,111.68	0.00	
WARR	Warrants	164,977.43	0.00	
				-2,389.94
TGT1405	ANCRC 14-004-2 DAH §19-5-95	-155,306.30		
RXFR	Transfer (Regular)	1,647.69	0.00	
WARR	Warrants	153,658.61	0.00	
				0.00
TGT1406	ANCRC 14-004-3 DAH §19-5-95	-361,766.37		
RXFR	Transfer (Regular)	24,433.55	0.00	
WARR	Warrants	337,298.32	0.00	
				-34.50
TGT1408	ANCRC 14-004-5 DAH §19-5-95	-49,117.62		
RXFR	Transfer (Regular)	0.38	0.00	
WARR	Warrants	49,117.24	0.00	
				0.00
TGT1409	ANCRC 14-004-6 DAH §19-5-95	-0.40		
RXFR	Transfer (Regular)	799.75	31,775.35	
WARR	Warrants	30,976.00	0.00	
				0.00
TGT1410	ANCRC 14-405 Parks §19-5-95	-1,772.92		
RXFR	Transfer (Regular)	496.67	0.00	
WARR	Warrants	1,276.25	0.00	
				0.00
TGT1413	ANCRC 14-008 UAF §19-5-951	-11,722.30		

Fund Transaction by Type

Start Date:7/1/15 End Date:6/30/16

Fund	Fund Description	Beginning Balance		Ending Balance
Type	Type Description	Debits	Credits	
RXFR	Transfer (Regular)	892.63	0.00	
WARR	Warrants	10,829.67	0.00	
				0.00
TGT1421	ANCRC 14-016 SACC §19-5-95	-21,317.57		
RXFR	Transfer (Regular)	21,317.57	0.00	
				0.00
TGT1423	ANCRC 14-018 UCA §19-5-951	-11,264.00		
RXFR	Transfer (Regular)	11,264.00	0.00	
				0.00
TGT1425	ANCRC 14-020 UAF §19-5-951	-6,716.08		
RXFR	Transfer (Regular)	6,716.08	0.00	
				0.00
TGT1501	ANCRC 15-001 UALR	-33,330.00		
WARR	Warrants	29,615.00	0.00	
				-3,715.00
TGT1502	ANCRC 15-002 UALR	-9,363.53		
WARR	Warrants	9,359.45	0.00	
				-4.08
TGT1503	ANCRC 15-003 Parks	-688,833.19		
RXFR	Transfer (Regular)	964,780.65	4,325,000.00	
WARR	Warrants	4,048,802.54	0.00	
				-250.00
TGT1505	ANCRC 15-005 UAF-AAS	-69.97		
RXFR	Transfer (Regular)	0.00	9,333.00	
WARR	Warrants	2,186.71	0.00	
				-7,216.26
TGT1506	ANCRC 15-006 UAF-AAS	-5,893.56		
RXFR	Transfer (Regular)	0.00	17,356.00	
WARR	Warrants	16,726.90	0.00	
				-6,522.66
TGT1507	ANCRC 15-007 ASU J	-3,000.00		
RXFR	Transfer (Regular)	0.00	700,381.00	
WARR	Warrants	703,381.00	0.00	
				0.00
TGT1509	ANCRC 15-009 ASU J	0.00		
RXFR	Transfer (Regular)	0.00	199,991.90	
WARR	Warrants	199,991.90	0.00	
				0.00
TGT1510	ANCRC 15-010 AGRI	-2,786.65		
RXFR	Transfer (Regular)	1,109.85	0.00	
WARR	Warrants	1,676.80	0.00	
				0.00
TGT1511	ANCRC 15-011 SAUM	0.00		
RXFR	Transfer (Regular)	0.00	119,000.00	
WARR	Warrants	119,000.00	0.00	
				0.00
TGT1512	ANCRC 15-012 UAM	0.00		
RXFR	Transfer (Regular)	0.00	186,500.00	
WARR	Warrants	186,500.00	0.00	
				0.00

Fund Transaction by Type

Start Date:7/1/15 End Date:6/30/16

Fund	Fund Description	Beginning Balance		Ending Balance
Type	Type Description	Debits	Credits	
TGT1513	ANCRC 15-013 BRTC	-5,160.00		
RXFR	Transfer (Regular)	0.00	131,120.00	
WARR	Warrants	136,280.00	0.00	0.00
TGT1517	ANCRC 15-017 ATU	0.00		
RXFR	Transfer (Regular)	0.00	487,026.00	
WARR	Warrants	487,026.00	0.00	0.00
TGT1518	ANCRC 15-018 UAF	-120,181.76		
WARR	Warrants	120,181.76	0.00	0.00
TGT1519	ANCRC 15-019 UAF	-9,477.85		
RXFR	Transfer (Regular)	0.00	117,500.00	
WARR	Warrants	96,939.30	0.00	-30,038.55
TGT1521	ANCRC 15-021 PARKHC	-9,397.83		
RXFR	Transfer (Regular)	2,716.57	62,687.95	
WARR	Warrants	36,502.65	0.00	-32,866.56
TGT1522	ANCRC 15-022 UCA	-1.46		
RXFR	Transfer (Regular)	38,559.00	800,000.00	
WARR	Warrants	761,442.46	0.00	0.00
TGT1541	ANCRC 15-004 DCC	-75,000.00		
RXFR	Transfer (Regular)	19,196.14	425,000.00	
WARR	Warrants	437,475.02	0.00	-43,328.84
TGT1542	ANCRC 15-004 DAH MT	0.00		
RXFR	Transfer (Regular)	6,250.00	399,000.00	
WARR	Warrants	292,598.65	0.00	-100,151.35
TGT1543	ANCRC 15-004 DAH OSH	-297,107.72		
RXFR	Transfer (Regular)	9,963.09	292,500.00	
WARR	Warrants	547,038.40	0.00	-32,606.23
TGT1544	ANCRC 15-004 DAH HP	-151,747.35		
RXFR	Transfer (Regular)	0.00	387,500.00	
WARR	Warrants	539,247.35	0.00	0.00
TGT1545	ANCRC 15-004 DAH NHC	-369,816.74		
RXFR	Transfer (Regular)	230,253.91	219,196.14	
WARR	Warrants	358,758.94	0.00	-0.03
TGT1546	ANCRC 15-004 DAH HAM	-31,072.17		
RXFR	Transfer (Regular)	0.00	317,500.00	
WARR	Warrants	332,774.60	0.00	-15,797.57
TGT1547	ANCRC 15-004 DAH AAC	-454.61		
RXFR	Transfer (Regular)	0.00	4,500.00	
WARR	Warrants	4,853.21	0.00	

Fund Transaction by Type

Start Date:7/1/15 End Date:6/30/16

Fund	Fund Description	Beginning Balance			Ending Balance
Type	Type Description	Debits	Credits		
					-101.40
TGT1548	ANCRC 15-004 DAH DO	-2,902.29			
RXFR	Transfer (Regular)	52,232.29	557,106.79		
WARR	Warrants	12,000.00	0.00		
					-495,776.79
TGT1601	ANCRC 16-001 Parks (0900)	0.00			
RXFR	Transfer (Regular)	26,903.76	1,300,071.59		
WARR	Warrants	265,654.87	0.00		
					-1,007,512.96
TGT1602	ANCRC 16-002 UAF-AAS (0135)	0.00			
RXFR	Transfer (Regular)	0.00	44,133.00		
WARR	Warrants	36,630.08	0.00		
					-7,502.92
TGT1604	ANCRC 16-004 UAF-AAS (0135)	0.00			
RXFR	Transfer (Regular)	0.00	23,000.00		
WARR	Warrants	20,691.72	0.00		
					-2,308.28
TGT1607	ANCRC 16-007 ASU (0125)	0.00			
RXFR	Transfer (Regular)	0.00	483,393.51		
WARR	Warrants	351,465.60	0.00		
					-131,927.91
TGT1608	ANCRC 16-008 UALR (0145)	0.00			
RXFR	Transfer (Regular)	0.00	20,000.00		
WARR	Warrants	17,550.71	0.00		
					-2,449.29
TGT1609	ANCRC 16-009 ATU (0130)	0.00			
RXFR	Transfer (Regular)	0.00	1,000,000.00		
WARR	Warrants	1,000,000.00	0.00		
					0.00
TGT1610	ANCRC 16-010 UCA (0165)	0.00			
RXFR	Transfer (Regular)	0.00	400,000.00		
WARR	Warrants	400,000.00	0.00		
					0.00
TGT1611	ANCRC 16-011 SAUM (0105)	0.00			
RXFR	Transfer (Regular)	0.00	93,000.00		
WARR	Warrants	93,000.00	0.00		
					0.00
TGT1612	ANCRC 16-012 UAFS (0195)	0.00			
RXFR	Transfer (Regular)	0.00	20,840.16		
WARR	Warrants	20,840.16	0.00		
					0.00
TGT1614	ANCRC 16-014 SOS (0063)	0.00			
RXFR	Transfer (Regular)	0.00	1,000,000.00		
WARR	Warrants	1,000,000.00	0.00		
					0.00
TGT1616	ANCRC 16-016 UAF (0135)	0.00			
RXFR	Transfer (Regular)	0.00	400,000.00		
WARR	Warrants	100,313.32	0.00		
					-299,686.68
TGT1617	ANCRC 16-017 UAF (0135)	0.00			

Fund Transaction by Type

Start Date:7/1/15 End Date:6/30/16

Fund	Fund Description	Beginning Balance		Ending Balance
Type	Type Description	Debits	Credits	
RXFR	Transfer (Regular)	0.00	35,000.00	
WARR	Warrants	31,252.51	0.00	
				-3,747.49
TGT1618	ANCRC 16-018 UAF (0135)	0.00		
RXFR	Transfer (Regular)	0.00	100,000.00	
WARR	Warrants	62,008.97	0.00	
				-37,991.03
TGT1620	ANCRC 16-020 AGRI (0400)	0.00		
RXFR	Transfer (Regular)	0.00	450,000.00	
WARR	Warrants	368,049.12	0.00	
				-81,950.88
TGT1621	ANCRC 16-021 AHC (0915)	0.00		
RXFR	Transfer (Regular)	25,440.09	215,800.00	
WARR	Warrants	32,357.10	0.00	
				-158,002.81
TGT1625	ANCRC 16-025 HSU (0100)	0.00		
RXFR	Transfer (Regular)	0.00	747,000.00	
WARR	Warrants	747,000.00	0.00	
				0.00
TGT1651	ANCRC 16-005 DAH-MT (0873)	0.00		
RXFR	Transfer (Regular)	0.00	226,250.00	
WARR	Warrants	7,000.00	0.00	
				-219,250.00
TGT1652	ANCRC 16-005 DAH OSH (087)	0.00		
RXFR	Transfer (Regular)	0.00	409,661.87	
WARR	Warrants	9,661.87	0.00	
				-400,000.00
TGT1653	ANCRC 16-005 DAH HP (0877)	0.00		
RXFR	Transfer (Regular)	300,000.00	1,300,000.00	
WARR	Warrants	817,294.38	0.00	
				-182,705.62
TGT1654	ANCRC 16-005 DAH NHC (088)	0.00		
RXFR	Transfer (Regular)	15,853.17	1,500,000.00	
WARR	Warrants	1,249,658.06	0.00	
				-234,488.77
TGT1655	ANCRC 16-005 DAH HAM (088)	0.00		
RXFR	Transfer (Regular)	0.00	500,000.00	
WARR	Warrants	389,141.95	0.00	
				-110,858.05
TGT1656	ANCRC 16-005 DAH DO (0865)	0.00		
RXFR	Transfer (Regular)	0.00	400,000.00	
WARR	Warrants	10,890.74	0.00	
				-389,109.26
TGT9700	DAH-NCRC FY01 Grnts	-9,697,254.35		
RCPT	Receipt	0.00	11,109.84	
RXFR	Transfer (Regular)	62,195,727.40	52,487,998.29	
				-635.08
TGT9800	DAH-NCRC FY02 Grnts	-11,297.45		
RCPT	Receipt	0.00	16,122.79	
RXFR	Transfer (Regular)	201,142,320.82	209,036,215.00	

Fund Transaction by Type

Start Date:7/1/15 End Date:6/30/16

Fund	Fund Description	Beginning Balance		Ending Balance
Type	Type Description	Debits	Credits	
				-7,921,314.42
THC0000	HealthCareIndepPrTr (0710)	-7,055,930.89		
COFF	Checks Charged Off	981,686.00	0.00	
RADJ	Receipt Adjustment	653,079.62	1,306,159.24	
RCPT	Receipt	0.00	17,725,908.44	
RXFR	Transfer (Regular)	0.00	6,294,209.00	
				-30,747,441.95
THD0100	High Ed Resrch Dev-Grants	-178,081.78		
RADJ	Receipt Adjustment	0.00	329,730.64	
WARR	Warrants	507,812.42	0.00	
				0.00
THL0100	State Health Bldg/Local Grant	-1,109,872.35		
RADJ	Receipt Adjustment	80.00	0.00	
RCPT	Receipt	0.00	125,825.81	
RXFR	Transfer (Regular)	0.00	463,092.18	
SDIS	Distribution (Special Fund)	0.00	0.00	
SPEC	Special Reversing Entry	80.00	80.00	
WARR	Warrants	238,611.88	0.00	
				-1,460,098.46
THR0100	Manufactured Housing Recove	-1,361,290.94		
RCPT	Receipt	0.00	46,583.56	
RXFR	Transfer (Regular)	4,200,000.00	4,200,000.00	
WARR	Warrants	20,966.09	0.00	
				-1,386,908.41
THS0000	Hazardous Substance Remedi	-6,849,533.49		
COFF	Checks Charged Off	2,700.00	0.00	
RCPT	Receipt	0.00	1,942,034.90	
RXFR	Transfer (Regular)	179,017,954.56	178,750,046.75	
WARR	Warrants	443,071.46	0.00	
				-8,077,889.12
TID0810	Indiv Development Act 1289/0	-172,433.14		
RCPT	Receipt	0.00	337,965.69	
WARR	Warrants	368,514.89	0.00	
				-141,883.94
TIE0100	Insurance Continuing Ed	-1,511,237.10		
CTAX	Claims & Taxes	1,255.00	0.00	
RCPT	Receipt	0.00	88,265.00	
RXFR	Transfer (Regular)	2.04	19,464.00	
WARR	Warrants	5,040.00	0.00	
				-1,612,669.06
TIF0100	Insurance Fraud Investig Div	-524,947.47		
COFF	Checks Charged Off	400.00	0.00	
RADJ	Receipt Adjustment	7,200.00	0.00	
RCPT	Receipt	0.00	636,150.00	
RXFR	Transfer (Regular)	676,360.32	0.00	
WARR	Warrants	125,760.54	0.00	
				-351,376.61
TIP0100	Insurance Prepaid Oprs	-1,114,779.53		
COFF	Checks Charged Off	420.00	0.00	
CTAX	Claims & Taxes	1,235.00	0.00	
RCPT	Receipt	0.00	425,535.49	

Fund Transaction by Type

Start Date:7/1/15 End Date:6/30/16

Fund	Fund Description	Beginning Balance		Ending Balance
Type	Type Description	Debits	Credits	
RXFR	Transfer (Regular)	216,115.25	5,045.00	
WARR	Warrants	32,025.16	0.00	
				-1,295,564.61
TIP0200	Ins Prepaid Trust-Recv Prg	-121,928.01		
RCPT	Receipt	0.00	6,662.40	
				-128,590.41
TJW0100	Workers' Compensation	-9,869,183.38		
COFF	Checks Charged Off	350.00	0.00	
RCPT	Receipt	0.00	8,286,987.73	
RXFR	Transfer (Regular)	96,868,684.44	89,768,413.04	
WARR	Warrants	1,687,965.96	0.00	
				-9,367,583.75
TLP0100	Landfill Post Closure	-20,229,842.86		
RCPT	Receipt	0.00	33,739.74	
RXFR	Transfer (Regular)	461,791,189.11	461,500,000.00	
WARR	Warrants	2,447,873.49	0.00	
				-17,524,520.00
TLR0000	Land Reclamation	-401,325.45		
RCPT	Receipt	0.00	46,201.00	
RXFR	Transfer (Regular)	5,600,000.00	5,600,000.00	
				-447,526.45
TLS0100	State Library Revolving	-3,006.91		
RCPT	Receipt	0.00	156.00	
WARR	Warrants	85.00	0.00	
				-3,077.91
TLT0100	Long Term Care Trust	-7,940,028.96		
RCPT	Receipt	0.00	1,546,528.47	
WARR	Warrants	836,987.00	0.00	
				-8,649,570.43
TMA0000	Mining Reclamation Trust	-232,568.43		
RCPT	Receipt	0.00	350.04	
RXFR	Transfer (Regular)	4,900,000.00	4,900,000.00	
WARR	Warrants	210.60	0.00	
				-232,707.87
TMI0000	Muti-Agency Ins Trust	-16,475,423.16		
RCPT	Receipt	0.00	8,255,011.01	
RXFR	Transfer (Regular)	30,000,000.00	30,000,000.00	
WARR	Warrants	6,799,741.31	0.00	
				-17,930,692.86
TMP0000	Medicaid Trust	-31,950,367.23		
RCPT	Receipt	0.00	48,067,170.77	
RXFR	Transfer (Regular)	45,034,991.59	517,714.71	
TELL	Teller	6,795.00	0.00	
				-35,493,466.12
TMP0300	AR Medicaid Qualtiy Assuranc	-1,415,679.18		
COFF	Checks Charged Off	59,733.24	0.00	
RADJ	Receipt Adjustment	43,375.36	43,375.36	
RCPT	Receipt	0.00	86,661,870.86	
RXFR	Transfer (Regular)	85,278,470.68	0.00	
SDIS	Distribution (Special Fund)	0.00	0.00	
SPEC	Special Reversing Entry	43,375.36	43,375.36	

Fund Transaction by Type

Start Date:7/1/15 End Date:6/30/16

Fund	Fund Description	Beginning Balance		Ending Balance
Type	Type Description	Debits	Credits	
				-2,739,346.12
TMP0400	Intermed Care Provid 433/09	-2,788,875.14		
RADJ	Receipt Adjustment	0.00	0.30	
RCPT	Receipt	0.00	11,291,332.62	
RXFR	Transfer (Regular)	11,095,046.71	0.00	
				-2,985,161.35
TMP0500	Hospital Assessment Act 562/	-8,165,845.69		
RCPT	Receipt	0.00	77,189,180.90	
RXFR	Transfer (Regular)	61,000,000.00	93,742.50	
				-24,448,769.09
TMR0000	State Police Retirement	-831,702.21		
RADJ	Receipt Adjustment	0.00	3,852,641.33	
RCPT	Receipt	0.00	6,802,000.00	
RXFR	Transfer (Regular)	157,463.00	8,171,431.91	
SDIS	Distribution (Special Fund)	0.00	4,661,683.09	
SPEC	Special Reversing Entry	4,815,788.31	0.00	
WARR	Warrants	18,558,857.12	0.00	
				-787,350.11
TOC0100	US Olympic Committee Progr	-136.00		
RXFR	Transfer (Regular)	31.00	190.00	
WARR	Warrants	242.00	0.00	
				-53.00
TOD0000	Organ Donor Aware Ed	-2,266.40		
RXFR	Transfer (Regular)	18.00	25,459.05	
SDIS	Distribution (Special Fund)	0.00	22,558.32	
SPEC	Special Reversing Entry	23,304.05	0.00	
WARR	Warrants	24,782.92	0.00	
				-2,178.80
TPC0100	Court Awards	-1,484,110.75		
RCPT	Receipt	0.00	1,238,854.25	
RXFR	Transfer (Regular)	1,635,000.00	616,224.67	
				-1,704,189.67
TPC0200	Court Awards	-1,286,234.85		
RCPT	Receipt	0.00	98,556.20	
RXFR	Transfer (Regular)	1,215,400.00	176,786.63	
				-346,177.68
TPE0000	ADEQ Fee Act 1281/07	-998,552.31		
COFF	Checks Charged Off	688.20	0.00	
RCPT	Receipt	0.00	6,370,591.60	
RXFR	Transfer (Regular)	24,151,082.05	20,297,028.05	
SDIS	Distribution (Special Fund)	0.00	6,582,886.62	
SPEC	Special Reversing Entry	6,711,082.12	14,627.73	
WARR	Warrants	1,650,671.55	0.00	
				-1,750,162.39
TPET500	ADEQ Title 5 Air Act 1281/07	-14,246,367.73		
RCPT	Receipt	0.00	5,369,202.49	
RXFR	Transfer (Regular)	374,626,885.76	370,602,022.78	
SDIS	Distribution (Special Fund)	0.00	5,255,535.47	
SPEC	Special Reversing Entry	5,340,991.33	0.00	
WARR	Warrants	1,662,360.81	0.00	
				-13,842,890.57

Fund Transaction by Type

Start Date:7/1/15 End Date:6/30/16

Fund	Fund Description	Beginning Balance		Ending Balance
Type	Type Description	Debits	Credits	
TPF0100	Hwy Oprs-142	-1,973,396.93		
RCPT	Receipt	0.00	146,958.00	
RXFR	Transfer (Regular)	18,417.72	4,327,758.94	
SDIS	Distribution (Special Fund)	0.00	4,171,442.29	
SPEC	Special Reversing Entry	4,327,758.94	18,417.72	
WARR	Warrants	4,198,986.02	0.00	
				-2,092,811.20
TPP0000	Performance Partner Trust	-654,041.84		
RCPT	Receipt	0.00	1,021.25	
RXFR	Transfer (Regular)	13,550,000.00	13,550,000.00	
WARR	Warrants	79,690.30	0.00	
				-575,372.79
TPR0100	Real Prop Tax Redistribution	-17,587,263.25		
RADJ	Receipt Adjustment	0.00	332,000.00	
RCPT	Receipt	0.00	8,910.32	
RXFR	Transfer (Regular)	232,968,077.02	484,772,528.68	
SDIS	Distribution (Special Fund)	0.00	247,948,710.39	
SPEC	Special Reversing Entry	485,113,439.00	228,968,077.02	
WARR	Warrants	240,019,906.49	0.00	
				-21,516,067.15
TPR0300	Prop Tx Relief Co	0.00		
RXFR	Transfer (Regular)	0.00	2,000,000.00	
WARR	Warrants	2,000,000.00	0.00	
				0.00
TPR0400	Prop Tx Relief City	0.00		
RXFR	Transfer (Regular)	0.00	2,000,000.00	
WARR	Warrants	2,000,000.00	0.00	
				0.00
TPS0000	Public School Insurance Act 7	-11,728,101.97		
RADJ	Receipt Adjustment	399.90	0.00	
RCPT	Receipt	0.00	8,365,543.49	
RXFR	Transfer (Regular)	18,000,399.90	18,000,399.90	
WARR	Warrants	7,065,988.48	0.00	
				-13,027,257.08
TPT0000	Petroleum Storage Tank Trust	-22,793,338.54		
RCPT	Receipt	0.00	75,407.60	
RXFR	Transfer (Regular)	593,505,031.21	600,604,667.90	
WARR	Warrants	5,450,395.43	0.00	
				-24,517,987.40
TPW0100	Waste Wtr Abmnt Bnds-(455)	-82,916.26		
RXFR	Transfer (Regular)	290,672.37	270,000.00	
WARR	Warrants	30,899.94	0.00	
				-31,343.95
TPW2100	ANRC CGO-06A Bonds	-39,084.00		
RCPT	Receipt	0.00	359,320.36	
RXFR	Transfer (Regular)	398,404.36	0.00	
				0.00
TPW2200	ANRC CGO-06B Bonds	-42,568.00		
RCPT	Receipt	0.00	1,062,136.00	
RXFR	Transfer (Regular)	1,104,704.00	0.00	
				0.00

Fund Transaction by Type

Start Date:7/1/15 End Date:6/30/16

Fund	Fund Description	Beginning Balance		Ending Balance
Type	Type Description	Debits	Credits	
TPW2400	ANRC-CGO 2007A Bonds(045)		0.00	
RCPT	Receipt	0.00	444,688.00	
RXFR	Transfer (Regular)	444,688.00	0.00	
				0.00
TPW2500	ANRC-CGO 2008A Bonds (045		-22,917.00	
RCPT	Receipt	0.00	2,035,091.80	
RXFR	Transfer (Regular)	2,058,008.80	0.00	
				0.00
TPW2600	ANRC GO Bond Series 09A (04		0.00	
RCPT	Receipt	0.00	742,032.00	
RXFR	Transfer (Regular)	742,032.00	0.00	
				0.00
TPW2700	GO Bond Series 2010A (0455)		0.00	
RCPT	Receipt	0.00	1,330,928.00	
RXFR	Transfer (Regular)	1,330,928.00	0.00	
				0.00
TPW2800	Go Bond Series 2010B		0.00	
RCPT	Receipt	0.00	635,808.18	
RXFR	Transfer (Regular)	602,625.18	0.00	
				-33,183.00
TPW2900	Go Bond Series 2010C		0.00	
RCPT	Receipt	0.00	208,908.00	
RXFR	Transfer (Regular)	208,908.00	0.00	
				0.00
TPW3000	ANRC GO RefundBonds (0455		-54,595.00	
RCPT	Receipt	0.00	8,372,129.89	
RXFR	Transfer (Regular)	8,297,803.90	3,283.01	
				-132,204.00
TPW3100	ANRC GO Refunding Bonds		0.00	
RCPT	Receipt	0.00	2,017,639.00	
RXFR	Transfer (Regular)	2,017,639.00	0.00	
				0.00
TPW3200	ANRC GO Bonds 2013 (0455)		-1,394,454.44	
WARR	Warrants	1,394,454.44	0.00	
				0.00
TPW3300	WaterWasteDisposal GO Bd (0		-3,491,353.75	
RCPT	Receipt	0.00	1,069,458.45	
RXFR	Transfer (Regular)	1,281,780.45	0.00	
WARR	Warrants	682,014.00	0.00	
				-2,597,017.75
TPW3400	WtrWaste GO Bds 14 B (0455)		-19,788,004.72	
RXFR	Transfer (Regular)	40,000.00	0.00	
WARR	Warrants	5,746,501.56	0.00	
				-14,001,503.16
TPX0000	Waste Water Pollution Bonds		-14,412,613.62	
LCRT	General Letter of Cert	0.00	14,800,000.00	
RCPT	Receipt	0.00	64,256.25	
RXFR	Transfer (Regular)	63,661,649.05	48,432,834.84	
				-14,048,055.66
TPX1900	Treas CGO 05A Refunding		-3,797,793.75	

Fund Transaction by Type

Start Date:7/1/15 End Date:6/30/16

Fund	Fund Description	Beginning Balance		Ending Balance
Type	Type Description	Debits	Credits	
RXFR	Transfer (Regular)	57,500.00	57,500.00	
WARR	Warrants	3,797,793.75	0.00	0.00
TPX2000	Treas CGO 05B Refunding	-6,893,218.75		
RXFR	Transfer (Regular)	123,825.02	123,825.02	
WARR	Warrants	6,893,218.75	0.00	0.00
TPX2100	Treasury CGO 2006A	-2,298,975.00		
RXFR	Transfer (Regular)	0.00	2,416,750.00	
WARR	Warrants	4,715,725.00	0.00	0.00
TPX2200	Treasury CGO 2006B	-701,725.02		
RXFR	Transfer (Regular)	0.00	6,034,250.04	
WARR	Warrants	6,735,975.06	0.00	0.00
TPX2400	Treasury CGO 207A (0069)	-313,859.40		
RXFR	Transfer (Regular)	143,959.40	598,378.20	
WARR	Warrants	768,278.20	0.00	0.00
TPX2500	Treasury CGO 2008A (0069)	-1,327,416.88		
RXFR	Transfer (Regular)	715,654.42	2,512,863.18	
WARR	Warrants	3,124,625.64	0.00	0.00
TPX2600	Treasury CGO 2009A (0069)	-817,523.76		
RXFR	Transfer (Regular)	272,648.76	1,369,696.28	
WARR	Warrants	1,914,571.28	0.00	0.00
TPX2700	Treasury CGO 2010A (0069)	-981,512.50		
RXFR	Transfer (Regular)	427,781.25	1,845,843.75	
WARR	Warrants	2,399,575.00	0.00	0.00
TPX2800	Treas CGO Bonds 2010B (0069)	-4,074,711.25		
RXFR	Transfer (Regular)	371,673.75	4,872,771.25	
WARR	Warrants	8,575,808.75	0.00	0.00
TPX2900	Treas CGO Bonds 2010C (0069)	-1,013,862.50		
RXFR	Transfer (Regular)	72,712.50	1,164,887.50	
WARR	Warrants	2,106,037.50	0.00	0.00
TPX3000	WaterWaste Disposal Bond (0069)	-3,855,793.75		
RXFR	Transfer (Regular)	4,418,322.65	8,627,285.15	
WARR	Warrants	8,064,756.25	0.00	0.00
TPX3100	Water Waste Disposal Bonds0	-1,951,959.39		
RXFR	Transfer (Regular)	707,559.39	3,383,678.17	
WARR	Warrants	4,628,078.17	0.00	0.00
TPX3200	ANRC Var Water/Pollu Prog 00	-3,533,091.25		
RXFR	Transfer (Regular)	342,941.25	4,202,323.75	
WARR	Warrants	7,392,473.75	0.00	0.00

Fund Transaction by Type

Start Date:7/1/15 End Date:6/30/16

Fund	Fund Description	Beginning Balance		Ending Balance
Type	Type Description	Debits	Credits	
				0.00
TPX3300	Water Waste Disposal GO 201			-552,777.50
RXFR	Transfer (Regular)	536,052.95	1,190,007.95	
WARR	Warrants	1,206,732.50	0.00	
				0.00
TPX3400	WWD 2014B			-3,232,787.83
RXFR	Transfer (Regular)	242,203.50	3,519,110.50	
WARR	Warrants	6,509,694.83	0.00	
				0.00
TRR0000	AR State Hwy Emp Retirement			-589,833.60
RCPT	Receipt	0.00	114,660,232.41	
WARR	Warrants	114,699,952.02	0.00	
				-550,113.99
TRS0000	Animal Resc/Shelter 692/09			0.00
RXFR	Transfer (Regular)	4,356.00	4,500.00	
SDIS	Distribution (Special Fund)	0.00	4,356.00	
SPEC	Special Reversing Entry	4,500.00	0.00	
				0.00
TRS0100	Co/City Shelters 692/09			-847.00
RXFR	Transfer (Regular)	0.00	3,049.20	
WARR	Warrants	3,049.20	0.00	
				-847.00
TRS0200	Rural Svc Shelters 692/09			-6,046.55
RXFR	Transfer (Regular)	6,046.55	0.00	
				0.00
TRS0300	AEDC-RS Shelters (790)			0.00
RXFR	Transfer (Regular)	0.00	7,353.35	
				-7,353.35
TSA0000	AR Healthy Century Trust			-101,560,692.95
RADJ	Receipt Adjustment	0.00	81.13	
RCPT	Receipt	0.00	717,146.82	
RXFR	Transfer (Regular)	153,723,021.91	153,804,271.91	
				-102,359,170.90
TSB0000	Tobacco Settlement Promgran			-30,546,904.06
RCPT	Receipt	0.00	44,158,346.98	
RXFR	Transfer (Regular)	42,557,974.44	0.00	
				-32,147,276.60
TSB0100	Tobacco Settle Prog Int (0072)			-206,319.27
RADJ	Receipt Adjustment	0.04	0.02	
RCPT	Receipt	0.00	322,066.95	
RXFR	Transfer (Regular)	60,654,755.52	60,448,280.10	
				-321,910.78
TSC0000	AR Tobacco Settlement Comr			0.00
RXFR	Transfer (Regular)	206,475.46	206,475.46	
				0.00
TSC0200	Tobacco Settl Comm-Oprs			-3,790,579.66
RCPT	Receipt	0.00	41.36	
RXFR	Transfer (Regular)	120,165.70	206,484.05	
WARR	Warrants	217,227.30	0.00	
				-3,659,712.07

Fund Transaction by Type

Start Date:7/1/15 End Date:6/30/16

Fund	Fund Description	Beginning Balance		Ending Balance
Type	Type Description	Debits	Credits	
TSD0100	Hlth-Prev & Cessation Prg-(64)	-4,821,657.29		
RCPT	Receipt	0.00	2,293.81	
RXFR	Transfer (Regular)	9,883,710.66	15,350,774.59	
WARR	Warrants	6,419,954.66	0.00	
				-3,871,060.37
TSD0200	Tobacco Settlement Min Comr	-1,094,463.23		
RCPT	Receipt	0.00	1,768.00	
RXFR	Transfer (Regular)	0.00	2,301,660.56	
WARR	Warrants	2,094,351.26	0.00	
				-1,303,540.53
TSE0000	Targeted State Needs Program	0.00		
RXFR	Transfer (Regular)	7,056,156.20	7,056,156.20	
				0.00
TSE0100	Targeted St Needs Prg-Minorit	-1,222,101.44		
RCPT	Receipt	0.00	5,445.03	
RXFR	Transfer (Regular)	276,557.46	1,647,413.93	
WARR	Warrants	1,076,312.26	0.00	
				-1,522,090.68
TSE0201	UAMS-322 Don Reynolds Ctr-(0.00		
RXFR	Transfer (Regular)	1,580.85	1,552,354.36	
WARR	Warrants	1,147,852.00	0.00	
				-402,921.51
TSE0202	UAMS School of Public Health	0.00		
RXFR	Transfer (Regular)	3,131.58	2,328,531.55	
WARR	Warrants	2,096,868.42	0.00	
				-228,531.55
TSE0203	UAMS-368 Area Hlth Educ Ctr-	0.00		
RXFR	Transfer (Regular)	1,513.61	1,552,354.36	
WARR	Warrants	1,542,330.00	0.00	
				-8,510.75
TSF0000	AR Biosciences Inst Prg Acct	0.00		
RXFR	Transfer (Regular)	10,182,301.35	10,182,301.35	
				0.00
TSF0100	ASU-Jonesboro AR Biosci Ins	0.00		
RXFR	Transfer (Regular)	917.28	2,936,575.71	
WARR	Warrants	2,888,602.43	0.00	
				-47,056.00
TSF0200	UAF-AR Biosci Inst Prg UAF	0.00		
RXFR	Transfer (Regular)	199.46	1,567,056.18	
WARR	Warrants	1,566,856.72	0.00	
				0.00
TSF0202	AR Biosci Inst Prog Acct	0.00		
RXFR	Transfer (Regular)	563.51	1,567,056.18	
WARR	Warrants	1,566,492.67	0.00	
				0.00
TSF0300	UAMS AR Biosci Inst Prg	0.00		
RXFR	Transfer (Regular)	1,372,258.62	4,111,613.28	
WARR	Warrants	2,062,236.00	0.00	
				-677,118.66
TSG0000	Medicaid Expansion Program	0.00		

Fund Transaction by Type

Start Date:7/1/15 End Date:6/30/16

Fund	Fund Description	Beginning Balance		Ending Balance
Type	Type Description	Debits	Credits	
RXFR	Transfer (Regular)	13,308,446.51	13,308,446.51	0.00
TSG0100	DHS DCO Medicaid Expansion	-27,203,314.04		
RXFR	Transfer (Regular)	9,448,959.51	13,308,446.51	-31,062,801.04
TSI0000	State Insurance Dept Trust	0.00		
CTAX	Claims & Taxes	2,482.14	2,482.14	0.00
TSI0100	State Insurance Dept Trust	-127,153.76		
RXFR	Transfer (Regular)	253,059.40	271,157.87	
WARR	Warrants	119,644.29	0.00	-25,607.94
TSI4500	State Insurance Dept Trust	-23,195,036.60		
COFF	Checks Charged Off	1,115.00	0.00	
CTAX	Claims & Taxes	12,552.39	275.52	
FORG	Forgery	0.00	1,518.00	
RADJ	Receipt Adjustment	531,008.87	13,040.55	
RCPT	Receipt	0.00	26,084,939.78	
RXFR	Transfer (Regular)	8,603,047.66	53,044.17	
SDIS	Distribution (Special Fund)	0.00	25,376,171.02	
SPEC	Special Reversing Entry	26,096,506.70	307,715.00	
WARR	Warrants	3,878,997.75	0.00	-35,908,512.27
TSR0000	AR Public Employees Retirem	-3,285,658.27		
FORG	Forgery	0.00	1,526.39	
RADJ	Receipt Adjustment	0.00	1,984,000.00	
RCPT	Receipt	0.00	83,414,000.00	
RXFR	Transfer (Regular)	4,005,866.25	6,115,504.36	
WARR	Warrants	86,824,552.13	0.00	-3,970,270.64
TSR0100	Capital Projects Expenditures	-123,000.00		
RADJ	Receipt Adjustment	1,984,000.00	0.00	
RCPT	Receipt	0.00	7,440,988.89	
RXFR	Transfer (Regular)	80,000.00	40,000.00	
WARR	Warrants	5,508,500.89	0.00	-31,488.00
TSU0000	Local Sales & Use Tax	-114,701,680.52		
RADJ	Receipt Adjustment	0.00	315.00	
RCPT	Receipt	0.00	209,006.04	
RXFR	Transfer (Regular)	4,704,371,706.42	4,708,795,620.68	
TELL	Teller	1,001,000.00	1,001,000.00	-119,334,915.82
TSU6900	Local Sales & Use Tax-City & (-83,706.26		
RXFR	Transfer (Regular)	0.00	1,163,771,441.14	
WARR	Warrants	1,163,843,280.07	0.00	-11,867.33
TSW0100	Second Injury Trust	-1,450,568.60		
RCPT	Receipt	0.00	6,749.28	
RXFR	Transfer (Regular)	21,562,008.06	21,562,008.06	
WARR	Warrants	24,407.00	0.00	-1,432,910.88

Fund Transaction by Type

Start Date:7/1/15 End Date:6/30/16

Fund	Fund Description	Beginning Balance		Ending Balance
Type	Type Description	Debits	Credits	
TTG0100	Waste Tire Grant	-971,407.32		
COFF	Checks Charged Off	298.50	0.00	
RCPT	Receipt	0.00	5,812,524.38	
RXFR	Transfer (Regular)	6,645,888.27	5,021,992.46	
SDIS	Distribution (Special Fund)	0.00	4,483,867.33	
SPEC	Special Reversing Entry	10,834,516.84	6,202,422.50	
TELL	Teller	280.35	0.00	
WARR	Warrants	3,987,999.00	0.00	
				-1,023,231.03
TTG0200	Waste Tire Grant	-284,064.91		
RXFR	Transfer (Regular)	0.00	444,044.62	
WARR	Warrants	500,995.31	0.00	
				-227,114.22
TTG0300	Waste Tire Grant BIG	-156,214.52		
RXFR	Transfer (Regular)	45,034.04	805,667.03	
SDIS	Distribution (Special Fund)	0.00	736,292.72	
SPEC	Special Reversing Entry	805,667.03	45,034.04	
WARR	Warrants	680,000.00	0.00	
				-212,507.24
TTR0100	Uniform Tax Rate Trust	0.00		
RCPT	Receipt	0.00	1,101,773,002.59	
WARR	Warrants	1,101,773,002.59	0.00	
				0.00
TUC0100	Unemployment Compensation	-8,001,993.62		
RCPT	Receipt	0.00	5,924,129.69	
RXFR	Transfer (Regular)	57,545,487.59	57,500,000.00	
WARR	Warrants	5,238,542.82	0.00	
				-8,642,092.90
TUW0100	Workers' Comp Revolving	-9,513,021.10		
RCPT	Receipt	0.00	15,608,918.41	
RXFR	Transfer (Regular)	62,000,127.87	62,045,585.59	
WARR	Warrants	13,034,297.89	0.00	
				-12,133,099.34
TWB0000	Water Performance Bond	-89,751.91		
RCPT	Receipt	0.00	105,159.33	
				-194,911.24
TWO0100	Ouachita Rv Wtrwys Proj	-52,674.57		
RXFR	Transfer (Regular)	0.00	5,000.00	
				-57,674.57
TWS0100	Solid Waste Mgmt/Recycling	-3,713,047.88		
COFF	Checks Charged Off	2,715.95	0.00	
RADJ	Receipt Adjustment	0.00	4,065.00	
RCPT	Receipt	0.00	1,007,782.21	
RXFR	Transfer (Regular)	90,111,786.23	89,000,039.80	
SDIS	Distribution (Special Fund)	0.00	982,333.52	
SPEC	Special Reversing Entry	1,001,022.37	2,715.95	
WARR	Warrants	210,391.81	0.00	
				-3,384,068.00
TWS0200	Solid Waste Mgmt/Recycling	-3,604,469.45		
RCPT	Receipt	0.00	3,795,601.44	
RXFR	Transfer (Regular)	72,000,000.00	72,000,000.00	

Fund Transaction by Type

Start Date:7/1/15 End Date:6/30/16

Fund	Fund Description	Beginning Balance		Ending Balance
Type	Type Description	Debits	Credits	
SDIS	Distribution (Special Fund)	0.00	3,730,016.51	
SPEC	Special Reversing Entry	3,790,667.19	0.00	
WARR	Warrants	3,663,014.00	0.00	
				-3,676,406.21
TWS0300	Solid Wast Mgmt/Recycl (0930)	-9,723,187.88		
RCPT	Receipt	0.00	2,928,248.54	
RXFR	Transfer (Regular)	244,600,000.00	244,600,000.00	
SDIS	Distribution (Special Fund)	0.00	2,864,647.61	
SPEC	Special Reversing Entry	2,911,227.25	0.00	
WARR	Warrants	2,500,000.00	0.00	
				-10,104,856.78
TWT0000	DWS Training	-5,293,145.19		
RCPT	Receipt	0.00	2,545,117.61	
RXFR	Transfer (Regular)	7,490,000.00	4,990,000.00	
WARR	Warrants	787,200.77	0.00	
				-4,551,062.03
TYS0000	Dept Of Human Svcs-Dys-Jaib	-1,050,631.76		
RCPT	Receipt	0.00	200,616.68	
RXFR	Transfer (Regular)	1,559,804.52	1,289,593.36	
				-981,037.28
TYS0100	DHS-DYS-JAIBG Grnt	-9,743.38		
RXFR	Transfer (Regular)	0.00	270,211.16	
WARR	Warrants	155,326.83	0.00	
				-124,627.71
TZR0000	Employment Security Adv Int	-11,721,812.53		
RCPT	Receipt	0.00	93,825.73	
WARR	Warrants	6,748,711.87	0.00	
				-5,066,926.39
TZS0000	Dept WorkforceServSpec19-5-	-10,588,395.13		
RADJ	Receipt Adjustment	310.68	0.00	
RCPT	Receipt	0.00	3,757,914.26	
RXFR	Transfer (Regular)	14,311,905.20	11,790,470.10	
WARR	Warrants	3,518,466.52	0.00	
				-8,306,097.09
TZT0101	State Forestry Trust 19-5-927	-2,470,613.16		
RCPT	Receipt	0.00	1,912,211.39	
RXFR	Transfer (Regular)	3,065.34	11,301.12	
SDIS	Distribution (Special Fund)	0.00	1,654,907.64	
SPEC	Special Reversing Entry	1,681,816.72	0.00	
WARR	Warrants	1,327,759.51	0.00	
				-3,036,391.74

Run Date: 6/30/2016
Run Time: 2:57:55PM

Money Market Account Activity

Page: 1
User: 0

Start Date: 6/30/16 End Date: 6/30/16

Code	Description	Beginning Balance	Debits	Credits	Ending Balance
245	Regions Federated Obligations	50,838.75	0.00	0.00	50,838.75
275	Nations Fund	50,105.15	0.00	0.00	50,105.15
305	Simmons Aim Funds	54,004.72	0.00	0.00	54,004.72
Grand Total		154,948.62	0.00	0.00	154,948.62

Run Date: 6/30/2016
Run Time: 2:59:15PM

Money Market Activity

Start Date: 7/1/2015 End Date: 6/30/2016

Page: 1
User: 0

Jnl. Entry	Ref #	Trx. Date	Ledger	Debit Amount	Credit Amount	
<u>245 - Regions Federated Obligations</u>						
1054442	1601780	7/24/2015	245	1.80		
1064718	1604162	8/20/2015	245	1.86		
1077465	1607237	9/24/2015	245	1.69		
1091097	1610259	10/29/2015	245	1.50		
1097165	1611773	11/17/2015	245	1.56		
1105465	1613686	12/10/2015	245	2.04		
1108085	152701213	12/17/2015	245		150,000.00	
1121700	1617622	1/27/2016	245	3.30		
1126780	1618871	2/10/2016	245	6.56		
1137614	1621696	3/10/2016	245	7.38		
1154690	1626030	4/26/2016	245	8.39		
1161820	1627543	5/12/2016	245	8.68		
1176859	1631291	6/21/2016	245	9.15		
Totals for: 245 - Regions Federated Obligations				Count: 13	53.91	150,000.00
<u>261 - Bank of the Ozarks ICS Account</u>						
1054440	1601778	7/24/2015	261	11,641.42		
1064716	1604160	8/20/2015	261	51,793.58		
1077467	1607239	9/24/2015	261	54,680.55		
1091094	1610257	10/29/2015	261	53,843.94		
1097167	1611775	11/17/2015	261	56,352.92		
1102859	152601201	12/4/2015	261		85,000,000.00	
1103357	152611201	12/7/2015	261		15,000,000.00	
1105461	1613684	12/10/2015	261	54,562.22		
1106314	162701203	12/14/2015	261		25,000,000.00	
1116916	Closure of BOO ICS	1/13/2016	261		296,701.25	
1116899	1616397	1/13/2016	261	13,779.84		
1116906	1616396	1/13/2016	261	46.78		
1118782	162610101	1/20/2016	261		4.30	
1118787	1616988	1/20/2016	261	4.30		
Totals for: 261 - Bank of the Ozarks ICS Account				Count: 14	296,705.55	125,296,705.55
<u>275 - Nations Fund</u>						
1054441	1601779	7/24/2015	275	1.64		
1064719	1604163	8/20/2015	275	1.70		
1077464	1607236	9/24/2015	275	2.45		
1091098	1610260	10/29/2015	275	2.45		
1097164	1611772	11/17/2015	275	2.53		
1105466	1613687	12/10/2015	275	2.45		
1108083	152701211	12/17/2015	275		150,000.00	
1121702	1617623	1/27/2016	275	3.17		
1126775	1618869	2/10/2016	275	5.61		
1137615	1621697	3/10/2016	275	7.35		
1154682	1626029	4/26/2016	275	8.99		
1161821	1627544	5/12/2016	275	8.69		
1176832	1631290	6/21/2016	275	9.34		
Totals for: 275 - Nations Fund				Count: 13	56.37	150,000.00
<u>305 - Simmons Aim Funds</u>						
1054443	1601781	7/24/2015	305	6.60		
1064717	1604161	8/20/2015	305	6.82		
1077466	1607238	9/24/2015	305	6.82		
1091095	1610258	10/29/2015	305	6.60		
1097166	1611774	11/17/2015	305	6.82		

Run Date: 6/30/2016
Run Time: 2:59:15PM

Money Market Activity

Start Date: 7/1/2015 End Date: 6/30/2016

Page: 2
User: 0

Jnl. Entry	Ref #	Trx. Date	Ledger	Debit Amount	Credit Amount	
1101197	162701121	11/30/2015	305	107,753,125.00		
1101593	152701202	12/1/2015	305		107,000,000.00	
1105464	1613685	12/10/2015	305	124.05		
1108084	152701212	12/17/2015	305		900,000.00	
1121698	1617621	1/27/2016	305	19.17		
1126781	1618872	2/10/2016	305	6.30		
1137613	1621695	3/10/2016	305	8.87		
1154691	1626031	4/26/2016	305	10.28		
1161819	1627542	5/12/2016	305	9.76		
1176860	1631292	6/21/2016	305	10.34		
Totals for: 305 - Simmons Aim Funds				Count: 15	107,753,347.43	107,900,000.00

Run Date: 6/30/2016
 Run Time: 2:59:15PM

Money Market Activity

Start Date: 7/1/2015 End Date: 6/30/2016

Page: 3
 User: 0

Jnl. Entry	Ref #	Trx. Date	Ledger	Debit Amount	Credit Amount	
<u>470 - Money Management Trust Fund</u>						
1054444	1601782	7/24/2015	470	9,516.41		
1064715	1604159	8/20/2015	470	71.47		
1091093	1610256	10/29/2015	470	5,248.54		
1097168	1611776	11/17/2015	470	1,456.78		
1105460	1613683	12/10/2015	470	124.98		
1121697	1617620	1/27/2016	470	1,391.02		
1126782	1618873	2/10/2016	470	1,144.43		
1137612	1621694	3/10/2016	470	1,517.86		
1154692	1626032	4/26/2016	470	4,650.97		
1161818	1627541	5/12/2016	470	1,635.19		
1172738	163990603	6/9/2016	470	35,000,000.00		
1176861	1631293	6/21/2016	470	4,573.64		
1180278	162700610	6/27/2016	470	60,000,000.00		
Totals for: 470 - Money Management Trust Fund				Count: 13	95,031,331.29	0.00

Run Date: 6/30/2016
 Run Time: 2:59:15PM

Money Market Activity

Start Date: 7/1/2015 End Date: 6/30/2016

Page: 4
 User: 0

Jnl. Entry	Ref #	Trx. Date	Ledger	Debit Amount	Credit Amount
472 - Tobacco Program Pool					
1048672	1600515	7/9/2015	472	156.17	
1051833	152700701	7/21/2015	472		4,083,947.90
1064713	1604157	8/20/2015	472	255.12	
1073126	152700903	9/16/2015	472		4,200,988.78
1076104	152700910	9/21/2015	472		13,955,387.19
1077469	1607241	9/24/2015	472	335.55	
1078363	152700903	9/29/2015	472	10,016,774.08	
1078363	152700903	9/29/2015	472	13,957,000.00	
1091091	1610254	10/29/2015	472	272.31	
1092815	154721101	11/4/2015	472		4,746,442.94
1094252	152701103	11/10/2015	472		19,996,027.78
1097170	1611778	11/17/2015	472	420.15	
1099128	152701104	11/23/2015	472	20,000,000.00	
1103309	152701204	12/7/2015	472		19,983,861.11
1104197	152701204	12/9/2015	472	1,645,653.17	
1105458	1613681	12/10/2015	472	248.27	
1108020	152701202	12/17/2015	472		565,380.58
1112117	162701209	12/30/2015	472		1,719,938.13
1113944	162700102	1/7/2016	472		419,913.20
1117447	162700104	1/14/2016	472	17,333.34	
1120469	162700105	1/25/2016	472		1,747,743.03
1121693	1617618	1/27/2016	472	359.45	
1123189	162700202	2/2/2016	472		969,013.16
1126274	162700203	2/9/2016	472		713,958.70
1126784	1618875	2/10/2016	472	789.87	
1127696	164720201	2/12/2016	472	20,000,000.00	
1128545	162700205	2/17/2016	472		19,982,494.44
1131518	162700204	2/23/2016	472		871,578.29
1135826	162700305	3/4/2016	472		1,259,739.55
1137477	162700303	3/10/2016	472		552,237.01
1137610	1621692	3/10/2016	472	1,085.53	
1138828	162700302	3/15/2016	472	20,000,000.00	
1139197	162700303	3/16/2016	472		20,974,975.00
1147998	162700403	4/7/2016	472	11,000,000.00	
1148392	162700405	4/8/2016	472		4,245,796.63
1151810	162700405	4/15/2016	472		401,496.90
1152792	162700409	4/19/2016	472	44,158,346.98	
1153243	162700405	4/20/2016	472		24,990,375.00
1153677	162700405	4/21/2016	472		16,973,083.33
1153772	162700404	4/22/2016	472		668,774.41
1154947	162700403	4/26/2016	472	10,000,000.00	
1154694	1626034	4/26/2016	472	312.48	
1155113	162700403	4/27/2016	472		598,291.93
1156645	163990404	4/28/2016	472		9,991,802.78
1157766	162700505	5/2/2016	472	5.70	
1158084	162700502	5/3/2016	472		5,414,663.83
1158555	162700506	5/4/2016	472	23,437.50	
1158616	162700516	5/4/2016	472	24,976,562.50	
1159089	162700504	5/5/2016	472		19,980,050.00
1161802	162700502	5/12/2016	472		1,220,280.81
1161785	1627539	5/12/2016	472	1,538.68	
1165604	162700505	5/23/2016	472	2,000,000.00	
1166676	162700504	5/25/2016	472	8,000,000.00	
1167838	162700504	5/26/2016	472		9,990,333.33
1168809	162700505	5/31/2016	472		2,399,241.84

Run Date: 6/30/2016
Run Time: 2:59:15PM

Money Market Activity

Start Date: 7/1/2015 End Date: 6/30/2016

Page: 5
User: 0

Jnl. Entry	Ref #	Trx. Date	Ledger	Debit Amount	Credit Amount	
1169302	162700605	6/1/2016	472	7,024,375.00		
1171408	162700602	6/8/2016	472		604,397.04	
1176800	162700607	6/20/2016	472	17,000,000.00		
1176863	1631295	6/21/2016	472	1,372.33		
1177370	162700602	6/22/2016	472		2,040,831.84	
1179046	162700614	6/23/2016	472		24,984,979.17	
1179521	162700605	6/24/2016	472	10,000,000.00		
1181874	162700609 TOBAC	6/30/2016	472		2,741,676.64	
Totals for: 472 - Tobacco Program Pool				Count: 63	219,826,634.18	243,989,702.27

Run Date: 6/30/2016
 Run Time: 2:59:15PM

Money Market Activity

Start Date: 7/1/2015 End Date: 6/30/2016

Page: 6
 User: 0

Jnl. Entry	Ref #	Trx. Date	Ledger	Debit Amount	Credit Amount	
473 - Healthy Century Trust Pool						
1054445	1601783	7/24/2015	473	4.96		
1060568	152700809	8/11/2015	473	20,000,000.00		
1062099	152700805	8/14/2015	473	5,000,000.00		
1064714	1604158	8/20/2015	473	1.08		
1076105	152700911	9/21/2015	473	25,089,375.00		
1077468	1607240	9/24/2015	473	209.64		
1078269	152700906	9/28/2015	473	25,164,200.00		
1091092	1610255	10/29/2015	473	440.78		
1097169	1611777	11/17/2015	473	953.42		
1102836	152701204	12/4/2015	473		50,000,000.00	
1103310	152701205	12/7/2015	473		24,979,826.39	
1105459	1613682	12/10/2015	473	922.68		
1117445	162700103	1/14/2016	473	24,444.44		
1121695	1617619	1/27/2016	473	135.79		
1126783	1618874	2/10/2016	473	47.01		
1127695	1614730201	2/12/2016	473	25,000,000.00		
1128544	162700204	2/17/2016	473		24,918,750.00	
1137611	1621693	3/10/2016	473	684.88		
1141628	162700304	3/21/2016	473	39,375.00		
1143746	162700303	3/28/2016	473	101,700.00		
1154693	1626033	4/26/2016	473	96.41		
1161817	1627540	5/12/2016	473	113.04		
1163650	162700502	5/17/2016	473	25,000,000.00		
1164348	162700504	5/18/2016	473		23,967,360.00	
1176803	162700610	6/20/2016	473	7,019,687.50		
1176862	1631294	6/21/2016	473	361.33		
1179045	162700613	6/23/2016	473		5,947,500.00	
1180283	162700613	6/27/2016	473	18,050,850.00		
1180708	162700611	6/28/2016	473		17,976,527.78	
Totals for:	473 - Healthy Century Trust Pool			Count: 29	150,493,602.96	147,789,964.17
	Grand Total			Count: 160	573,401,731.69	625,276,371.99

This report will be submitted by August 1, 2016 when the June 2016 ROI calculations are available.

Return on Investment - Detail - AST

Between: July 1, 2015 and January 1, 2016

Printed: July 1, 2016 1:05 pm

Cash Flow Date	Transaction Description	Orig Curr Balance	Local Currency Equivalent ()								
			Principal Movement	Days	Yield	Adj Yield	Premium/ (Discount)	Interest	Total Cost		
Arkansas State Treasury											
Cert of Indebtedness - AR Cap Corp Invest											
158727 - Arkansas Capital Corporation - Tran Type: CI ACC, Start: December 16, 2005, Maturity: November 25, 2015											
7/1/15	Opening Balance	0.00	0.00	0	0.00	0.000	0.00	0.00	0.00	0.00	
11/25/15	Invest - Term Closeout	0.00	4,000,000.00	0	0.00	0.000	0.00	7,101.37	7,101.37	7,101.37	
1/1/16	Closing Balance	0.00	0.00	0	0.00	0.000	0.00	0.00	0.00	0.00	
								0.00	7,101.37	7,101.37	
236190 - Arkansas Capital Corporation - Tran Type: CI ACC, Start: November 17, 2008, Maturity: November 25, 2015											
7/1/15	Opening Balance	-26,878,000.00	(26,878,000.00)	47	0.75	0.750	0.00	(24,300.66)	(24,300.66)	(24,300.66)	
8/17/15	Invest - Term Rate Renegotiation	-26,878,000.00	0.00	92	0.75	0.750	0.00	0.00	0.00	0.00	
11/16/15	Invest - Term Interest Receipt	-26,878,000.00	0.00	0	0.75	0.750	0.00	100,516.36	100,516.36	100,516.36	
11/17/15	Invest - Term Rate Renegotiation	0.00	0.00	8	0.75	0.750	0.00	0.00	0.00	0.00	
11/25/15	Invest - Term Closeout	0.00	26,878,000.00	0	0.75	0.750	0.00	4,970.59	4,970.59	4,970.59	
1/1/16	Closing Balance	0.00	0.00	0	0.00	0.000	0.00	0.00	0.00	0.00	
								0.750	0.00	81,186.29	81,186.29
413573 - Arkansas Capital Corporation - Tran Type: CI ACC, Start: May 11, 2012, Maturity: November 25, 2015											
7/1/15	Opening Balance	-3,000,000.00	(3,000,000.00)	91	0.75	0.750	0.00	(3,143.83)	(3,143.83)	(3,143.83)	
9/30/15	Invest - Term Rate Renegotiation	0.00	0.00	56	0.75	0.750	0.00	0.00	0.00	0.00	
11/10/15	Invest - Term Interest Receipt	0.00	0.00	0	0.75	0.750	0.00	11,280.82	11,280.82	11,280.82	
11/25/15	Invest - Term Closeout	0.00	3,000,000.00	0	0.75	0.750	0.00	924.66	924.66	924.66	
1/1/16	Closing Balance	0.00	0.00	0	0.00	0.000	0.00	0.00	0.00	0.00	
								0.750	0.00	9,061.65	9,061.65
438686 - Arkansas Capital Corporation - Tran Type: CI ACC, Start: August 1, 2012, Maturity: November 25, 2015											
7/1/15	Opening Balance	-7,700,000.00	(7,700,000.00)	91	0.75	0.750	0.00	(23,574.65)	(23,574.65)	(23,574.65)	
8/3/15	Invest - Term Interest Receipt	-7,700,000.00	0.00	0	0.75	0.750	0.00	28,795.88	28,795.88	28,795.88	
9/30/15	Invest - Term Rate Renegotiation	0.00	0.00	56	0.75	0.750	0.00	0.00	0.00	0.00	
11/25/15	Invest - Term Closeout	0.00	7,700,000.00	0	0.75	0.750	0.00	18,036.98	18,036.98	18,036.98	
1/1/16	Closing Balance	0.00	0.00	0	0.00	0.000	0.00	0.00	0.00	0.00	
								0.750	0.00	23,258.21	23,258.21
Cert of Indebtedness - AR Cap Corp								0.750	0.00	120,607.52	120,607.52
Certificates of Deposit Invest											
569137 - Helena National Bank - Tran Type: CD, Start: June 26, 2015, Maturity: September 24, 2015											
7/1/15	Opening Balance	-4,000,000.00	(4,000,000.00)	85	0.30	0.300	0.00	(164.38)	(164.38)	(164.38)	

Return on Investment - Detail - AST

Between: July 1, 2015 and January 1, 2016

Printed: July 1, 2016 1:05 pm

Cash Flow Date	Transaction Description	Orig Curr Balance	Local Currency Equivalent ()							
			Principal Movement	Days	Yield	Adj Yield	Premium/ (Discount)	Interest	Total Cost	
Arkansas State Treasury (Con't)										
Certificates of Deposit Invest (Con't)										
569137 - Helena National Bank - Tran Type: CD, Start: June 26, 2015, Maturity: September 24, 2015										
9/24/15	Invest - Term Interest Receipt	0.00	0.00	0	0.30	0.300	0.00	2,958.90	2,958.90	
9/24/15	Invest - Term Maturity	0.00	4,000,000.00	0	0.30	0.300	0.00	0.00	0.00	
1/1/16	Closing Balance	0.00	0.00	0	0.00	0.000	0.00	0.00	0.00	
			0.300	0.00	2,794.52	2,794.52				
569138 - Central Bank Little Rock AR - Tran Type: CD, Start: June 26, 2015, Maturity: September 24, 2015										
7/1/15	Opening Balance	-1,000,000.00	(1,000,000.00)	85	0.30	0.300	0.00	(41.10)	(41.10)	
9/24/15	Invest - Term Maturity	0.00	1,000,000.00	0	0.30	0.300	0.00	0.00	0.00	
9/24/15	Invest - Term Interest Receipt	0.00	0.00	0	0.30	0.300	0.00	739.73	739.73	
1/1/16	Closing Balance	0.00	0.00	0	0.00	0.000	0.00	0.00	0.00	
			0.300	0.00	698.63	698.63				
569139 - The Farmers and Merchants Bank Stuttgart - Tran Type: CD, Start: June 26, 2015, Maturity: September 24, 2015										
7/1/15	Opening Balance	-4,009,369.88	(4,009,369.88)	85	0.30	0.300	0.00	(164.77)	(164.77)	
9/24/15	Invest - Term Interest Receipt	0.00	0.00	0	0.30	0.300	0.00	2,965.84	2,965.84	
9/24/15	Invest - Term Maturity	0.00	4,009,369.88	0	0.30	0.300	0.00	0.00	0.00	
1/1/16	Closing Balance	0.00	0.00	0	0.00	0.000	0.00	0.00	0.00	
			0.300	0.00	2,801.07	2,801.07				
569140 - Pinnacle Bank Rogers - Tran Type: CD, Start: June 26, 2015, Maturity: September 24, 2015										
7/1/15	Opening Balance	-1,000,000.00	(1,000,000.00)	85	0.30	0.300	0.00	(41.10)	(41.10)	
9/24/15	Invest - Term Interest Receipt	0.00	0.00	0	0.30	0.300	0.00	739.73	739.73	
9/24/15	Invest - Term Maturity	0.00	1,000,000.00	0	0.30	0.300	0.00	0.00	0.00	
1/1/16	Closing Balance	0.00	0.00	0	0.00	0.000	0.00	0.00	0.00	
			0.300	0.00	698.63	698.63				
							0.300	0.00	6,992.85	6,992.85
Certificates of Deposit										
City of NLR Electric System Rev Tax Bond Invest										
585732 - Stephens, Inc. - Tran Type: REV BOND, Start: October 21, 2015, Maturity: October 1, 2017										
7/1/15	Opening Balance	0.00	0.00	0	0.00	0.000	0.00	0.00	0.00	
10/21/15	Invest - Bond Purchase	-1,235,000.00	(1,235,000.00)	72	1.20	1.214	0.00	0.00	0.00	
1/1/16	Closing Balance	-1,235,000.00	(1,235,000.00)	0	1.20	1.214	0.00	3,695.74	3,695.74	
			1.214	0.00	3,695.74	3,695.74				
585733 - Stephens, Inc. - Tran Type: REV BOND, Start: October 21, 2015, Maturity: October 1, 2018										

Return on Investment - Detail - AST

Between: July 1, 2015 and January 1, 2016

Printed: July 1, 2016 1:05 pm

Cash Flow Date	Transaction Description	Orig Curr Balance	Local Currency Equivalent ()						
			Principal Movement	Days	Yield	Adj Yield	Premium/ (Discount)	Interest	Total Cost
Arkansas State Treasury (Con't)									
City of NLR Electric System Rev Tax Bond Invest (Con't)									
585733 - Stephens, Inc. - Tran Type: REV BOND, Start: October 21, 2015, Maturity: October 1, 2018									
7/1/15	Opening Balance	0.00	0.00	0	0.00	0.000	0.00	0.00	0.00
10/21/15	Invest - Bond Purchase	-1,250,000.00	(1,250,000.00)	72	1.62	1.640	0.00	0.00	0.00
1/1/16	Closing Balance	-1,250,000.00	(1,250,000.00)	0	1.62	1.640	0.00	5,056.25	5,056.25
			1.640	0.00	5,056.25	5,056.25			
City of NLR Electric System Rev Tax Bond			1.428	0.00	8,751.99	8,751.99			
Commercial Paper Disc Note Invest									
561001 - Commercial Paper - Tran Type: COMM PAPER, Start: April 29, 2015, Maturity: July 31, 2015									
7/1/15	Opening Balance	-50,000,000.00	(50,000,000.00)	30	0.72	0.732	(62,962.14)	0.00	(62,962.14)
7/31/15	MMkt - Bill Maturity	0.00	50,000,000.00	0	0.72	0.721	93,000.04	0.00	93,000.04
1/1/16	Closing Balance	0.00	0.00	0	0.72	0.721	0.00	0.00	0.00
			0.732	30,037.90	0.00	30,037.90			
561545 - Commercial Paper - Tran Type: COMM PAPER, Start: May 4, 2015, Maturity: July 6, 2015									
7/1/15	Opening Balance	-20,000,000.00	(20,000,000.00)	5	0.71	0.722	(22,875.52)	0.00	(22,875.52)
7/6/15	MMkt - Bill Maturity	0.00	20,000,000.00	0	0.71	0.711	24,849.99	0.00	24,849.99
1/1/16	Closing Balance	0.00	0.00	0	0.71	0.711	0.00	0.00	0.00
			0.722	1,974.47	0.00	1,974.47			
562143 - Commercial Paper - Tran Type: COMM PAPER, Start: May 6, 2015, Maturity: July 1, 2015									
7/1/15	Opening Balance	-20,000,000.00	(20,000,000.00)	0	0.71	0.722	(22,088.89)	0.00	(22,088.89)
7/1/15	MMkt - Bill Maturity	0.00	20,000,000.00	0	0.71	0.711	22,088.89	0.00	22,088.89
1/1/16	Closing Balance	0.00	0.00	0	0.71	0.711	0.00	0.00	0.00
			0.00	0.00	0.00	0.00			
562360 - Commercial Paper - Tran Type: COMM PAPER, Start: May 7, 2015, Maturity: August 14, 2015									
7/1/15	Opening Balance	-60,000,000.00	(60,000,000.00)	44	0.73	0.742	(66,856.93)	0.00	(66,856.93)
8/14/15	MMkt - Bill Maturity	0.00	60,000,000.00	0	0.73	0.731	120,449.93	0.00	120,449.93
1/1/16	Closing Balance	0.00	0.00	0	0.73	0.731	0.00	0.00	0.00
			0.742	53,593.00	0.00	53,593.00			
563529 - Commercial Paper - Tran Type: COMM PAPER, Start: May 12, 2015, Maturity: July 1, 2015									
7/1/15	Opening Balance	-75,000,000.00	(75,000,000.00)	0	0.52	0.528	(54,166.67)	0.00	(54,166.67)
7/1/15	MMkt - Bill Maturity	0.00	75,000,000.00	0	0.52	0.520	54,167.10	0.00	54,167.10
1/1/16	Closing Balance	0.00	0.00	0	0.52	0.520	0.00	0.00	0.00

Return on Investment - Detail - AST

Between: July 1, 2015 and January 1, 2016

Printed: July 1, 2016 1:05 pm

Cash Flow Date	Transaction Description	Orig Curr Balance	Local Currency Equivalent ()							
			Principal Movement	Days	Yield	Adj Yield	Premium/ (Discount)	Interest	Total Cost	
Arkansas State Treasury (Con't)										
Commercial Paper Disc Note Invest (Con't)										
							0.43	0.00	0.43	
563703 - Commercial Paper - Tran Type: COMM PAPER, Start: May 12, 2015, Maturity: August 14, 2015										
7/1/15	Opening Balance	-20,000,000.00	(20,000,000.00)	44	0.75	0.763	(20,814.21)	0.00	(20,814.21)	
8/14/15	MMkt - Bill Maturity	0.00	20,000,000.00	0	0.75	0.751	39,166.69	0.00	39,166.69	
1/1/16	Closing Balance	0.00	0.00	0	0.75	0.751	0.00	0.00	0.00	
							0.763	18,352.48	0.00	18,352.48
563721 - Commercial Paper - Tran Type: COMM PAPER, Start: May 15, 2015, Maturity: July 8, 2015										
7/1/15	Opening Balance	-5,986,000.00	(5,986,000.00)	7	0.72	0.732	(5,626.05)	0.00	(5,626.05)	
7/8/15	MMkt - Bill Maturity	0.00	5,986,000.00	0	0.72	0.721	6,464.88	0.00	6,464.88	
1/1/16	Closing Balance	0.00	0.00	0	0.72	0.721	0.00	0.00	0.00	
							0.732	838.83	0.00	838.83
563728 - Commercial Paper - Tran Type: COMM PAPER, Start: May 18, 2015, Maturity: July 16, 2015										
7/1/15	Opening Balance	-46,400,000.00	(46,400,000.00)	15	0.61	0.620	(34,584.99)	0.00	(34,584.99)	
7/16/15	MMkt - Bill Maturity	0.00	46,400,000.00	0	0.61	0.611	46,387.08	0.00	46,387.08	
1/1/16	Closing Balance	0.00	0.00	0	0.61	0.611	0.00	0.00	0.00	
							0.620	11,802.09	0.00	11,802.09
563730 - Commercial Paper - Tran Type: COMM PAPER, Start: May 18, 2015, Maturity: July 17, 2015										
7/1/15	Opening Balance	-35,000,000.00	(35,000,000.00)	16	0.65	0.660	(27,797.52)	0.00	(27,797.52)	
7/17/15	MMkt - Bill Maturity	0.00	35,000,000.00	0	0.65	0.651	37,916.67	0.00	37,916.67	
1/1/16	Closing Balance	0.00	0.00	0	0.65	0.651	0.00	0.00	0.00	
							0.660	10,119.15	0.00	10,119.15
563735 - Commercial Paper - Tran Type: COMM PAPER, Start: May 19, 2015, Maturity: August 28, 2015										
7/1/15	Opening Balance	-69,993,000.00	(69,993,000.00)	58	0.70	0.712	(58,455.91)	0.00	(58,455.91)	
8/28/15	MMkt - Bill Maturity	0.00	69,993,000.00	0	0.70	0.701	137,458.39	0.00	137,458.39	
1/1/16	Closing Balance	0.00	0.00	0	0.70	0.701	0.00	0.00	0.00	
							0.712	79,002.48	0.00	79,002.48
563926 - Commercial Paper - Tran Type: COMM PAPER, Start: May 20, 2015, Maturity: August 21, 2015										
7/1/15	Opening Balance	-25,000,000.00	(25,000,000.00)	51	0.74	0.752	(21,560.70)	0.00	(21,560.70)	
8/21/15	MMkt - Bill Maturity	0.00	25,000,000.00	0	0.74	0.741	47,791.64	0.00	47,791.64	
1/1/16	Closing Balance	0.00	0.00	0	0.74	0.741	0.00	0.00	0.00	
							0.752	26,230.94	0.00	26,230.94

Return on Investment - Detail - AST

Between: July 1, 2015 and January 1, 2016

Printed: July 1, 2016 1:05 pm

Cash Flow Date	Transaction Description	Orig Curr Balance	Local Currency Equivalent ()							
			Principal Movement	Days	Yield	Adj Yield	Premium/ (Discount)	Interest	Total Cost	
Arkansas State Treasury (Con't)										
Commercial Paper Disc Note Invest (Con't)										
564135 - Commercial Paper - Tran Type: COMM PAPER, Start: May 21, 2015, Maturity: July 2, 2015										
7/1/15	Opening Balance	-35,000,000.00	(35,000,000.00)	1	0.62	0.630	(24,713.47)	0.00	(24,713.47)	
7/2/15	MMkt - Bill Maturity	0.00	35,000,000.00	0	0.62	0.620	25,316.72	0.00	25,316.72	
1/1/16	Closing Balance	0.00	0.00	0	0.62	0.620	0.00	0.00	0.00	
						0.630	603.25	0.00	603.25	
564522 - Commercial Paper - Tran Type: COMM PAPER, Start: May 22, 2015, Maturity: August 21, 2015										
7/1/15	Opening Balance	-50,000,000.00	(50,000,000.00)	51	0.74	0.752	(41,067.97)	0.00	(41,067.97)	
8/21/15	MMkt - Bill Maturity	0.00	50,000,000.00	0	0.74	0.741	93,527.80	0.00	93,527.80	
1/1/16	Closing Balance	0.00	0.00	0	0.74	0.741	0.00	0.00	0.00	
						0.752	52,459.83	0.00	52,459.83	
564527 - Commercial Paper - Tran Type: COMM PAPER, Start: May 22, 2015, Maturity: August 17, 2015										
7/1/15	Opening Balance	-20,000,000.00	(20,000,000.00)	47	0.65	0.661	(14,432.17)	0.00	(14,432.17)	
8/17/15	MMkt - Bill Maturity	0.00	20,000,000.00	0	0.65	0.651	31,416.68	0.00	31,416.68	
1/1/16	Closing Balance	0.00	0.00	0	0.65	0.651	0.00	0.00	0.00	
						0.661	16,984.51	0.00	16,984.51	
564539 - Commercial Paper - Tran Type: COMM PAPER, Start: May 26, 2015, Maturity: July 2, 2015										
7/1/15	Opening Balance	-22,000,000.00	(22,000,000.00)	1	0.65	0.660	(14,299.74)	0.00	(14,299.74)	
7/2/15	MMkt - Bill Maturity	0.00	22,000,000.00	0	0.65	0.650	14,697.23	0.00	14,697.23	
1/1/16	Closing Balance	0.00	0.00	0	0.65	0.650	0.00	0.00	0.00	
						0.660	397.49	0.00	397.49	
564550 - Commercial Paper - Tran Type: COMM PAPER, Start: May 26, 2015, Maturity: July 2, 2015										
7/1/15	Opening Balance	-15,000,000.00	(15,000,000.00)	1	0.60	0.609	(8,999.85)	0.00	(8,999.85)	
7/2/15	MMkt - Bill Maturity	0.00	15,000,000.00	0	0.60	0.600	9,250.00	0.00	9,250.00	
1/1/16	Closing Balance	0.00	0.00	0	0.60	0.600	0.00	0.00	0.00	
						0.609	250.15	0.00	250.15	
566515 - Commercial Paper - Tran Type: COMM PAPER, Start: June 8, 2015, Maturity: August 5, 2015										
7/1/15	Opening Balance	-40,000,000.00	(40,000,000.00)	35	0.64	0.650	(16,345.35)	0.00	(16,345.35)	
8/5/15	MMkt - Bill Maturity	0.00	40,000,000.00	0	0.64	0.641	41,244.47	0.00	41,244.47	
1/1/16	Closing Balance	0.00	0.00	0	0.64	0.641	0.00	0.00	0.00	
						0.650	24,899.12	0.00	24,899.12	
566516 - Commercial Paper - Tran Type: COMM PAPER, Start: May 22, 2015, Maturity: August 14, 2015										
7/1/15	Opening Balance	-50,000,000.00	(50,000,000.00)	44	0.60	0.610	(33,308.86)	0.00	(33,308.86)	

Return on Investment - Detail - AST

Between: July 1, 2015 and January 1, 2016

Printed: July 1, 2016 1:05 pm

Cash Flow Date	Transaction Description	Orig Curr Balance	Local Currency Equivalent ()							
			Principal Movement	Days	Yield	Adj Yield	Premium/ (Discount)	Interest	Total Cost	
Arkansas State Treasury (Con't)										
Commercial Paper Disc Note Invest (Con't)										
566516 - Commercial Paper - Tran Type: COMM PAPER, Start: May 22, 2015, Maturity: August 14, 2015										
8/14/15	MMkt - Bill Maturity	0.00	50,000,000.00	0	0.60	0.601	69,999.98	0.00	69,999.98	
1/1/16	Closing Balance	0.00	0.00	0	0.60	0.601	0.00	0.00	0.00	
							0.610	36,691.12	0.00	36,691.12
567934 - Commercial Paper - Tran Type: COMM PAPER, Start: May 22, 2015, Maturity: July 21, 2015										
7/1/15	Opening Balance	-33,600,000.00	(33,600,000.00)	20	0.71	0.722	(26,496.21)	0.00	(26,496.21)	
7/21/15	MMkt - Bill Maturity	0.00	33,600,000.00	0	0.71	0.711	39,759.99	0.00	39,759.99	
1/1/16	Closing Balance	0.00	0.00	0	0.71	0.711	0.00	0.00	0.00	
							0.722	13,263.78	0.00	13,263.78
568142 - Suntrust Capital Markets - Tran Type: COMM PAPER, Start: June 19, 2015, Maturity: July 10, 2015										
7/1/15	Opening Balance	-20,000,000.00	(20,000,000.00)	9	0.60	0.600	(3,998.47)	0.00	(3,998.47)	
7/10/15	MMkt - Bill Sale/Redemption	0.00	20,000,000.00	0	0.60	0.600	(3,998.47)	0.00	(3,998.47)	
1/1/16	Closing Balance	0.00	0.00	0	0.60	0.600	0.00	0.00	0.00	
							0.600	(7,996.94)	0.00	(7,996.94)
568143 - Commercial Paper - Tran Type: COMM PAPER, Start: June 18, 2015, Maturity: July 13, 2015										
7/1/15	Opening Balance	-14,910,000.00	(14,910,000.00)	12	0.65	0.660	(3,498.95)	0.00	(3,498.95)	
7/13/15	MMkt - Bill Maturity	0.00	14,910,000.00	0	0.65	0.650	6,730.21	0.00	6,730.21	
1/1/16	Closing Balance	0.00	0.00	0	0.65	0.650	0.00	0.00	0.00	
							0.660	3,231.26	0.00	3,231.26
568146 - Commercial Paper - Tran Type: COMM PAPER, Start: June 18, 2015, Maturity: August 14, 2015										
7/1/15	Opening Balance	-22,000,000.00	(22,000,000.00)	44	0.65	0.660	(5,159.79)	0.00	(5,159.79)	
8/14/15	MMkt - Bill Maturity	0.00	22,000,000.00	0	0.65	0.651	22,641.68	0.00	22,641.68	
1/1/16	Closing Balance	0.00	0.00	0	0.65	0.651	0.00	0.00	0.00	
							0.660	17,481.89	0.00	17,481.89
568624 - Commercial Paper - Tran Type: COMM PAPER, Start: June 22, 2015, Maturity: July 2, 2015										
7/1/15	Opening Balance	-16,252,000.00	(16,252,000.00)	1	0.46	0.467	(1,868.95)	0.00	(1,868.95)	
7/2/15	MMkt - Bill Maturity	0.00	16,252,000.00	0	0.46	0.460	2,076.65	0.00	2,076.65	
1/1/16	Closing Balance	0.00	0.00	0	0.46	0.460	0.00	0.00	0.00	
							0.467	207.70	0.00	207.70
568800 - Commercial Paper - Tran Type: COMM PAPER, Start: June 23, 2015, Maturity: July 1, 2015										
7/1/15	Opening Balance	-13,000,000.00	(13,000,000.00)	0	0.46	0.467	(1,328.89)	0.00	(1,328.89)	
7/1/15	MMkt - Bill Maturity	0.00	13,000,000.00	0	0.46	0.460	1,328.89	0.00	1,328.89	

Return on Investment - Detail - AST

Between: July 1, 2015 and January 1, 2016

Printed: July 1, 2016 1:05 pm

Cash Flow Date	Transaction Description	Orig Curr Balance	Local Currency Equivalent ()							
			Principal Movement	Days	Yield	Adj Yield	Premium/ (Discount)	Interest	Total Cost	
Arkansas State Treasury (Con't)										
Commercial Paper Disc Note Invest (Con't)										
568800 - Commercial Paper - Tran Type: COMM PAPER, Start: June 23, 2015, Maturity: July 1, 2015										
1/1/16	Closing Balance	0.00	0.00	0	0.46	0.460	0.00	0.00	0.00	0.00
							0.00	0.00	0.00	0.00
568802 - Commercial Paper - Tran Type: COMM PAPER, Start: June 23, 2015, Maturity: July 1, 2015										
7/1/15	Opening Balance	-100,000,000.00	(100,000,000.00)	0	0.40	0.406	(8,888.89)	0.00	(8,888.89)	(8,888.89)
7/1/15	MMkt - Bill Maturity	0.00	100,000,000.00	0	0.40	0.400	8,888.99	0.00	8,888.99	8,888.99
1/1/16	Closing Balance	0.00	0.00	0	0.40	0.400	0.00	0.00	0.00	0.00
							0.10	0.00	0.10	0.10
569142 - Commercial Paper - Tran Type: COMM PAPER, Start: June 24, 2015, Maturity: July 2, 2015										
7/1/15	Opening Balance	-25,000,000.00	(25,000,000.00)	1	0.48	0.487	(2,333.31)	0.00	(2,333.31)	(2,333.31)
7/2/15	MMkt - Bill Maturity	0.00	25,000,000.00	0	0.48	0.480	2,666.67	0.00	2,666.67	2,666.67
1/1/16	Closing Balance	0.00	0.00	0	0.48	0.480	0.00	0.00	0.00	0.00
							0.487	333.36	0.00	333.36
569143 - Commercial Paper - Tran Type: COMM PAPER, Start: June 24, 2015, Maturity: July 2, 2015										
7/1/15	Opening Balance	-6,750,000.00	(6,750,000.00)	1	0.45	0.457	(590.62)	0.00	(590.62)	(590.62)
7/2/15	MMkt - Bill Maturity	0.00	6,750,000.00	0	0.45	0.450	675.00	0.00	675.00	675.00
1/1/16	Closing Balance	0.00	0.00	0	0.45	0.450	0.00	0.00	0.00	0.00
							0.457	84.38	0.00	84.38
569375 - Commercial Paper - Tran Type: COMM PAPER, Start: May 20, 2015, Maturity: July 2, 2015										
7/1/15	Opening Balance	-27,816,000.00	(27,816,000.00)	1	0.65	0.660	(21,093.42)	0.00	(21,093.42)	(21,093.42)
7/2/15	MMkt - Bill Maturity	0.00	27,816,000.00	0	0.65	0.651	21,596.03	0.00	21,596.03	21,596.03
1/1/16	Closing Balance	0.00	0.00	0	0.65	0.651	0.00	0.00	0.00	0.00
							0.660	502.61	0.00	502.61
569807 - Commercial Paper - Tran Type: COMM PAPER, Start: June 29, 2015, Maturity: July 2, 2015										
7/1/15	Opening Balance	-16,500,000.00	(16,500,000.00)	1	0.40	0.406	(366.66)	0.00	(366.66)	(366.66)
7/2/15	MMkt - Bill Maturity	0.00	16,500,000.00	0	0.40	0.400	550.00	0.00	550.00	550.00
1/1/16	Closing Balance	0.00	0.00	0	0.40	0.400	0.00	0.00	0.00	0.00
							0.406	183.34	0.00	183.34
570000 - Commercial Paper - Tran Type: COMM PAPER, Start: June 30, 2015, Maturity: July 1, 2015										
7/1/15	Opening Balance	-20,013,000.00	(20,013,000.00)	0	0.35	0.355	(194.57)	0.00	(194.57)	(194.57)
7/1/15	MMkt - Bill Maturity	0.00	20,013,000.00	0	0.35	0.350	194.57	0.00	194.57	194.57
1/1/16	Closing Balance	0.00	0.00	0	0.35	0.350	0.00	0.00	0.00	0.00

Return on Investment - Detail - AST

Between: July 1, 2015 and January 1, 2016

Printed: July 1, 2016 1:05 pm

Cash Flow Date	Transaction Description	Orig Curr Balance	Local Currency Equivalent ()						
			Principal Movement	Days	Yield	Adj Yield	Premium/ (Discount)	Interest	Total Cost
Arkansas State Treasury (Con't)									
Commercial Paper Disc Note Invest (Con't)									
							0.00	0.00	0.00
570001 - Commercial Paper - Tran Type: COMM PAPER, Start: June 30, 2015, Maturity: July 1, 2015									
7/1/15	Opening Balance	-41,000,000.00	(41,000,000.00)	0	0.40	0.406	(455.56)	0.00	(455.56)
7/1/15	MMkt - Bill Maturity	0.00	41,000,000.00	0	0.40	0.400	455.56	0.00	455.56
1/1/16	Closing Balance	0.00	0.00	0	0.40	0.400	0.00	0.00	0.00
							0.00	0.00	0.00
570002 - Commercial Paper - Tran Type: COMM PAPER, Start: June 30, 2015, Maturity: July 2, 2015									
7/1/15	Opening Balance	-75,000,000.00	(75,000,000.00)	1	0.32	0.325	(666.66)	0.00	(666.66)
7/2/15	MMkt - Bill Maturity	0.00	75,000,000.00	0	0.32	0.320	1,333.33	0.00	1,333.33
1/1/16	Closing Balance	0.00	0.00	0	0.32	0.320	0.00	0.00	0.00
							0.325	666.67	0.00
									666.67
570140 - Commercial Paper - Tran Type: COMM PAPER, Start: July 1, 2015, Maturity: July 10, 2015									
7/1/15	MMkt - Bill Invest/Issue	-34,000,000.00	(34,000,000.00)	9	0.42	0.426	0.00	0.00	0.00
7/1/15	Opening Balance	0.00	0.00	0	0.00	0.000	0.00	0.00	0.00
7/10/15	MMkt - Bill Maturity	0.00	34,000,000.00	0	0.42	0.420	3,570.00	0.00	3,570.00
1/1/16	Closing Balance	0.00	0.00	0	0.42	0.420	0.00	0.00	0.00
							0.426	3,570.00	0.00
									3,570.00
570141 - Commercial Paper - Tran Type: COMM PAPER, Start: July 1, 2015, Maturity: July 10, 2015									
7/1/15	Opening Balance	0.00	0.00	0	0.00	0.000	0.00	0.00	0.00
7/1/15	MMkt - Bill Invest/Issue	-30,000,000.00	(30,000,000.00)	9	0.43	0.436	0.00	0.00	0.00
7/10/15	MMkt - Bill Maturity	0.00	30,000,000.00	0	0.43	0.430	3,225.00	0.00	3,225.00
1/1/16	Closing Balance	0.00	0.00	0	0.43	0.430	0.00	0.00	0.00
							0.436	3,225.00	0.00
									3,225.00
570142 - Commercial Paper - Tran Type: COMM PAPER, Start: July 1, 2015, Maturity: July 7, 2015									
7/1/15	Opening Balance	0.00	0.00	0	0.00	0.000	0.00	0.00	0.00
7/1/15	MMkt - Bill Invest/Issue	-25,000,000.00	(25,000,000.00)	6	0.37	0.375	0.00	0.00	0.00
7/7/15	MMkt - Bill Maturity	0.00	25,000,000.00	0	0.37	0.370	1,541.65	0.00	1,541.65
1/1/16	Closing Balance	0.00	0.00	0	0.37	0.370	0.00	0.00	0.00
							0.375	1,541.65	0.00
									1,541.65
570143 - Commercial Paper - Tran Type: COMM PAPER, Start: July 1, 2015, Maturity: August 4, 2015									
7/1/15	Opening Balance	0.00	0.00	0	0.00	0.000	0.00	0.00	0.00
7/1/15	MMkt - Bill Invest/Issue	-2,485,000.00	(2,485,000.00)	34	0.60	0.609	0.00	0.00	0.00

Return on Investment - Detail - AST

Between: July 1, 2015 and January 1, 2016

Printed: July 1, 2016 1:05 pm

Cash Flow Date	Transaction Description	Orig Curr Balance	Local Currency Equivalent ()						
			Principal Movement	Days	Yield	Adj Yield	Premium/ (Discount)	Interest	Total Cost
Arkansas State Treasury (Con't)									
Commercial Paper Disc Note Invest (Con't)									
570143 - Commercial Paper - Tran Type: COMM PAPER, Start: July 1, 2015, Maturity: August 4, 2015									
8/4/15	MMkt - Bill Maturity	0.00	2,485,000.00	0	0.60	0.600	1,408.17	0.00	1,408.17
1/1/16	Closing Balance	0.00	0.00	0	0.60	0.600	0.00	0.00	0.00
						0.609	1,408.17	0.00	1,408.17
570144 - Commercial Paper - Tran Type: COMM PAPER, Start: July 1, 2015, Maturity: July 7, 2015									
7/1/15	Opening Balance	0.00	0.00	0	0.00	0.000	0.00	0.00	0.00
7/1/15	MMkt - Bill Invest/Issue	-35,000,000.00	(35,000,000.00)	6	0.40	0.406	0.00	0.00	0.00
7/7/15	MMkt - Bill Maturity	0.00	35,000,000.00	0	0.40	0.400	2,333.34	0.00	2,333.34
1/1/16	Closing Balance	0.00	0.00	0	0.40	0.400	0.00	0.00	0.00
						0.406	2,333.34	0.00	2,333.34
570145 - Commercial Paper - Tran Type: COMM PAPER, Start: July 2, 2015, Maturity: July 10, 2015									
7/1/15	Opening Balance	0.00	0.00	0	0.00	0.000	0.00	0.00	0.00
7/2/15	MMkt - Bill Invest/Issue	-15,000,000.00	(15,000,000.00)	8	0.50	0.508	0.00	0.00	0.00
7/10/15	MMkt - Bill Maturity	0.00	15,000,000.00	0	0.50	0.500	1,666.67	0.00	1,666.67
1/1/16	Closing Balance	0.00	0.00	0	0.50	0.500	0.00	0.00	0.00
						0.508	1,666.67	0.00	1,666.67
570146 - Commercial Paper - Tran Type: COMM PAPER, Start: July 1, 2015, Maturity: July 8, 2015									
7/1/15	Opening Balance	0.00	0.00	0	0.00	0.000	0.00	0.00	0.00
7/1/15	MMkt - Bill Invest/Issue	-53,900,000.00	(53,900,000.00)	7	0.42	0.426	0.00	0.00	0.00
7/8/15	MMkt - Bill Maturity	0.00	53,900,000.00	0	0.42	0.420	4,401.83	0.00	4,401.83
1/1/16	Closing Balance	0.00	0.00	0	0.42	0.420	0.00	0.00	0.00
						0.426	4,401.83	0.00	4,401.83
570147 - Commercial Paper - Tran Type: COMM PAPER, Start: July 1, 2015, Maturity: July 2, 2015									
7/1/15	Opening Balance	0.00	0.00	0	0.00	0.000	0.00	0.00	0.00
7/1/15	MMkt - Bill Invest/Issue	-47,000,000.00	(47,000,000.00)	1	0.35	0.355	0.00	0.00	0.00
7/2/15	MMkt - Bill Maturity	0.00	47,000,000.00	0	0.35	0.350	456.94	0.00	456.94
1/1/16	Closing Balance	0.00	0.00	0	0.35	0.350	0.00	0.00	0.00
						0.355	456.94	0.00	456.94
570149 - Commercial Paper - Tran Type: COMM PAPER, Start: July 2, 2015, Maturity: July 10, 2015									
7/1/15	Opening Balance	0.00	0.00	0	0.00	0.000	0.00	0.00	0.00
7/2/15	MMkt - Bill Invest/Issue	-50,000,000.00	(50,000,000.00)	8	0.45	0.457	0.00	0.00	0.00
7/10/15	MMkt - Bill Maturity	0.00	50,000,000.00	0	0.45	0.450	5,000.00	0.00	5,000.00

Return on Investment - Detail - AST

Between: July 1, 2015 and January 1, 2016

Printed: July 1, 2016 1:05 pm

Cash Flow Date	Transaction Description	Orig Curr Balance	Local Currency Equivalent ()							
			Principal Movement	Days	Yield	Adj Yield	Premium/ (Discount)	Interest	Total Cost	
Arkansas State Treasury (Con't)										
Commercial Paper Disc Note Invest (Con't)										
570149 - Commercial Paper - Tran Type: COMM PAPER, Start: July 2, 2015, Maturity: July 10, 2015										
1/1/16	Closing Balance	0.00	0.00	0	0.45	0.450	0.00	0.00	0.00	0.00
						0.457	5,000.00	0.00	5,000.00	
570150 - Commercial Paper - Tran Type: COMM PAPER, Start: July 2, 2015, Maturity: August 3, 2015										
7/1/15	Opening Balance	0.00	0.00	0	0.00	0.000	0.00	0.00	0.00	0.00
7/2/15	MMkt - Bill Invest/Issue	-5,000,000.00	(5,000,000.00)	32	0.63	0.640	0.00	0.00	0.00	0.00
8/3/15	MMkt - Bill Maturity	0.00	5,000,000.00	0	0.63	0.630	2,800.00	0.00	2,800.00	2,800.00
1/1/16	Closing Balance	0.00	0.00	0	0.63	0.630	0.00	0.00	0.00	0.00
						0.640	2,800.00	0.00	2,800.00	
570151 - Commercial Paper - Tran Type: COMM PAPER, Start: July 2, 2015, Maturity: August 3, 2015										
7/1/15	Opening Balance	0.00	0.00	0	0.00	0.000	0.00	0.00	0.00	0.00
7/2/15	MMkt - Bill Invest/Issue	-15,000,000.00	(15,000,000.00)	32	0.65	0.660	0.00	0.00	0.00	0.00
8/3/15	MMkt - Bill Maturity	0.00	15,000,000.00	0	0.65	0.650	8,666.67	0.00	8,666.67	8,666.67
1/1/16	Closing Balance	0.00	0.00	0	0.65	0.650	0.00	0.00	0.00	0.00
						0.660	8,666.67	0.00	8,666.67	
570152 - Commercial Paper - Tran Type: COMM PAPER, Start: July 2, 2015, Maturity: July 6, 2015										
7/1/15	Opening Balance	0.00	0.00	0	0.00	0.000	0.00	0.00	0.00	0.00
7/2/15	MMkt - Bill Invest/Issue	-50,018,000.00	(50,018,000.00)	4	0.40	0.406	0.00	0.00	0.00	0.00
7/6/15	MMkt - Bill Maturity	0.00	50,018,000.00	0	0.40	0.400	2,223.02	0.00	2,223.02	2,223.02
1/1/16	Closing Balance	0.00	0.00	0	0.40	0.400	0.00	0.00	0.00	0.00
						0.406	2,223.02	0.00	2,223.02	
570153 - Commercial Paper - Tran Type: COMM PAPER, Start: July 2, 2015, Maturity: July 7, 2015										
7/1/15	Opening Balance	0.00	0.00	0	0.00	0.000	0.00	0.00	0.00	0.00
7/2/15	MMkt - Bill Invest/Issue	-4,000,000.00	(4,000,000.00)	5	0.43	0.436	0.00	0.00	0.00	0.00
7/7/15	MMkt - Bill Maturity	0.00	4,000,000.00	0	0.43	0.430	238.89	0.00	238.89	238.89
1/1/16	Closing Balance	0.00	0.00	0	0.43	0.430	0.00	0.00	0.00	0.00
						0.436	238.89	0.00	238.89	
570154 - Commercial Paper - Tran Type: COMM PAPER, Start: July 2, 2015, Maturity: July 9, 2015										
7/1/15	Opening Balance	0.00	0.00	0	0.00	0.000	0.00	0.00	0.00	0.00
7/2/15	MMkt - Bill Invest/Issue	-5,000,000.00	(5,000,000.00)	7	0.45	0.457	0.00	0.00	0.00	0.00
7/9/15	MMkt - Bill Maturity	0.00	5,000,000.00	0	0.45	0.450	437.50	0.00	437.50	437.50
1/1/16	Closing Balance	0.00	0.00	0	0.45	0.450	0.00	0.00	0.00	0.00

Return on Investment - Detail - AST

Between: July 1, 2015 and January 1, 2016

Printed: July 1, 2016 1:05 pm

Cash Flow Date	Transaction Description	Orig Curr Balance	Local Currency Equivalent ()							
			Principal Movement	Days	Yield	Adj Yield	Premium/ (Discount)	Interest	Total Cost	
Arkansas State Treasury (Con't)										
Commercial Paper Disc Note Invest (Con't)										
570155 - Commercial Paper - Tran Type: COMM PAPER, Start: July 2, 2015, Maturity: July 6, 2015										
7/1/15	Opening Balance	0.00	0.00	0	0.00	0.000	0.00	0.00	0.00	0.00
7/2/15	MMkt - Bill Invest/Issue	-20,000,000.00	(20,000,000.00)	4	0.40	0.406	0.00	0.00	0.00	0.00
7/6/15	MMkt - Bill Maturity	0.00	20,000,000.00	0	0.40	0.400	888.89	0.00	888.89	888.89
1/1/16	Closing Balance	0.00	0.00	0	0.40	0.400	0.00	0.00	0.00	0.00
							0.457	437.50	0.00	437.50
570208 - Commercial Paper - Tran Type: COMM PAPER, Start: July 6, 2015, Maturity: July 17, 2015										
7/1/15	Opening Balance	0.00	0.00	0	0.00	0.000	0.00	0.00	0.00	0.00
7/6/15	MMkt - Bill Invest/Issue	-23,500,000.00	(23,500,000.00)	11	0.52	0.528	0.00	0.00	0.00	0.00
7/17/15	MMkt - Bill Maturity	0.00	23,500,000.00	0	0.52	0.520	3,733.89	0.00	3,733.89	3,733.89
1/1/16	Closing Balance	0.00	0.00	0	0.52	0.520	0.00	0.00	0.00	0.00
							0.406	888.89	0.00	888.89
570209 - Commercial Paper - Tran Type: COMM PAPER, Start: July 6, 2015, Maturity: August 6, 2015										
7/1/15	Opening Balance	0.00	0.00	0	0.00	0.000	0.00	0.00	0.00	0.00
7/6/15	MMkt - Bill Invest/Issue	-9,000,000.00	(9,000,000.00)	31	0.58	0.589	0.00	0.00	0.00	0.00
8/6/15	MMkt - Bill Maturity	0.00	9,000,000.00	0	0.58	0.580	4,495.00	0.00	4,495.00	4,495.00
1/1/16	Closing Balance	0.00	0.00	0	0.58	0.580	0.00	0.00	0.00	0.00
							0.528	3,733.89	0.00	3,733.89
570210 - Commercial Paper - Tran Type: COMM PAPER, Start: July 6, 2015, Maturity: July 27, 2015										
7/1/15	Opening Balance	0.00	0.00	0	0.00	0.000	0.00	0.00	0.00	0.00
7/6/15	MMkt - Bill Invest/Issue	-20,000,000.00	(20,000,000.00)	21	0.63	0.640	0.00	0.00	0.00	0.00
7/27/15	MMkt - Bill Maturity	0.00	20,000,000.00	0	0.63	0.630	7,350.00	0.00	7,350.00	7,350.00
1/1/16	Closing Balance	0.00	0.00	0	0.63	0.630	0.00	0.00	0.00	0.00
							0.589	4,495.00	0.00	4,495.00
570211 - Commercial Paper - Tran Type: COMM PAPER, Start: July 6, 2015, Maturity: August 6, 2015										
7/1/15	Opening Balance	0.00	0.00	0	0.00	0.000	0.00	0.00	0.00	0.00
7/6/15	MMkt - Bill Invest/Issue	-1,000,000.00	(1,000,000.00)	31	0.58	0.589	0.00	0.00	0.00	0.00
8/6/15	MMkt - Bill Maturity	0.00	1,000,000.00	0	0.58	0.580	499.44	0.00	499.44	499.44
1/1/16	Closing Balance	0.00	0.00	0	0.58	0.580	0.00	0.00	0.00	0.00
							0.640	7,350.00	0.00	7,350.00
570212 - Commercial Paper - Tran Type: COMM PAPER, Start: July 6, 2015, Maturity: August 3, 2015										
							0.589	499.44	0.00	499.44

Return on Investment - Detail - AST

Between: July 1, 2015 and January 1, 2016

Printed: July 1, 2016 1:05 pm

Cash Flow Date	Transaction Description	Orig Curr Balance	Local Currency Equivalent ()						
			Principal Movement	Days	Yield	Adj Yield	Premium/ (Discount)	Interest	Total Cost
Arkansas State Treasury (Con't)									
Commercial Paper Disc Note Invest (Con't)									
570212 - Commercial Paper - Tran Type: COMM PAPER, Start: July 6, 2015, Maturity: August 3, 2015									
7/1/15	Opening Balance	0.00	0.00	0	0.00	0.000	0.00	0.00	0.00
7/6/15	MMkt - Bill Invest/Issue	-50,000,000.00	(50,000,000.00)	28	0.48	0.487	0.00	0.00	0.00
8/3/15	MMkt - Bill Maturity	0.00	50,000,000.00	0	0.48	0.480	18,666.66	0.00	18,666.66
1/1/16	Closing Balance	0.00	0.00	0	0.48	0.480	0.00	0.00	0.00
						0.487	18,666.66	0.00	18,666.66
570213 - Commercial Paper - Tran Type: COMM PAPER, Start: July 6, 2015, Maturity: July 7, 2015									
7/1/15	Opening Balance	0.00	0.00	0	0.00	0.000	0.00	0.00	0.00
7/6/15	MMkt - Bill Invest/Issue	-24,000,000.00	(24,000,000.00)	1	0.40	0.406	0.00	0.00	0.00
7/7/15	MMkt - Bill Maturity	0.00	24,000,000.00	0	0.40	0.400	266.67	0.00	266.67
1/1/16	Closing Balance	0.00	0.00	0	0.40	0.400	0.00	0.00	0.00
						0.406	266.67	0.00	266.67
570349 - Commercial Paper - Tran Type: COMM PAPER, Start: July 7, 2015, Maturity: July 10, 2015									
7/1/15	Opening Balance	0.00	0.00	0	0.00	0.000	0.00	0.00	0.00
7/7/15	MMkt - Bill Invest/Issue	-20,000,000.00	(20,000,000.00)	3	0.65	0.660	0.00	0.00	0.00
7/10/15	MMkt - Bill Maturity	0.00	20,000,000.00	0	0.65	0.650	1,083.33	0.00	1,083.33
1/1/16	Closing Balance	0.00	0.00	0	0.65	0.650	0.00	0.00	0.00
						0.660	1,083.33	0.00	1,083.33
570350 - Commercial Paper - Tran Type: COMM PAPER, Start: July 7, 2015, Maturity: July 8, 2015									
7/1/15	Opening Balance	0.00	0.00	0	0.00	0.000	0.00	0.00	0.00
7/7/15	MMkt - Bill Invest/Issue	-23,000,000.00	(23,000,000.00)	1	0.42	0.426	0.00	0.00	0.00
7/8/15	MMkt - Bill Maturity	0.00	23,000,000.00	0	0.42	0.420	268.33	0.00	268.33
1/1/16	Closing Balance	0.00	0.00	0	0.42	0.420	0.00	0.00	0.00
						0.426	268.33	0.00	268.33
570351 - Commercial Paper - Tran Type: COMM PAPER, Start: July 7, 2015, Maturity: July 8, 2015									
7/1/15	Opening Balance	0.00	0.00	0	0.00	0.000	0.00	0.00	0.00
7/7/15	MMkt - Bill Invest/Issue	-25,000,000.00	(25,000,000.00)	1	0.40	0.406	0.00	0.00	0.00
7/8/15	MMkt - Bill Maturity	0.00	25,000,000.00	0	0.40	0.400	277.77	0.00	277.77
1/1/16	Closing Balance	0.00	0.00	0	0.40	0.400	0.00	0.00	0.00
						0.406	277.77	0.00	277.77
570352 - Commercial Paper - Tran Type: COMM PAPER, Start: July 7, 2015, Maturity: October 9, 2015									
7/1/15	Opening Balance	0.00	0.00	0	0.00	0.000	0.00	0.00	0.00

Return on Investment - Detail - AST

Between: July 1, 2015 and January 1, 2016

Printed: July 1, 2016 1:05 pm

Cash Flow Date	Transaction Description	Orig Curr Balance	Local Currency Equivalent ()							
			Principal Movement	Days	Yield	Adj Yield	Premium/ (Discount)	Interest	Total Cost	
Arkansas State Treasury (Con't)										
Commercial Paper Disc Note Invest (Con't)										
570352 - Commercial Paper - Tran Type: COMM PAPER, Start: July 7, 2015, Maturity: October 9, 2015										
7/7/15	MMkt - Bill Invest/Issue	-20,000,000.00	(20,000,000.00)	94	0.75	0.763	0.00	0.00	0.00	0.00
10/9/15	MMkt - Bill Maturity	0.00	20,000,000.00	0	0.75	0.751	39,166.69	0.00	0.00	39,166.69
1/1/16	Closing Balance	0.00	0.00	0	0.75	0.751	0.00	0.00	0.00	0.00
							0.763	39,166.69	0.00	39,166.69
570353 - Commercial Paper - Tran Type: COMM PAPER, Start: July 7, 2015, Maturity: August 7, 2015										
7/1/15	Opening Balance	0.00	0.00	0	0.00	0.000	0.00	0.00	0.00	0.00
7/7/15	MMkt - Bill Invest/Issue	-26,500,000.00	(26,500,000.00)	31	0.65	0.660	0.00	0.00	0.00	0.00
8/7/15	MMkt - Bill Maturity	0.00	26,500,000.00	0	0.65	0.650	14,832.64	0.00	0.00	14,832.64
1/1/16	Closing Balance	0.00	0.00	0	0.65	0.650	0.00	0.00	0.00	0.00
							0.660	14,832.64	0.00	14,832.64
570354 - Commercial Paper - Tran Type: COMM PAPER, Start: July 7, 2015, Maturity: July 8, 2015										
7/1/15	Opening Balance	0.00	0.00	0	0.00	0.000	0.00	0.00	0.00	0.00
7/7/15	MMkt - Bill Invest/Issue	-55,000,000.00	(55,000,000.00)	1	0.39	0.396	0.00	0.00	0.00	0.00
7/8/15	MMkt - Bill Maturity	0.00	55,000,000.00	0	0.39	0.390	595.83	0.00	0.00	595.83
1/1/16	Closing Balance	0.00	0.00	0	0.39	0.390	0.00	0.00	0.00	0.00
							0.396	595.83	0.00	595.83
570579 - Commercial Paper - Tran Type: COMM PAPER, Start: July 8, 2015, Maturity: October 16, 2015										
7/1/15	Opening Balance	0.00	0.00	0	0.00	0.000	0.00	0.00	0.00	0.00
7/8/15	MMkt - Bill Invest/Issue	-50,000,000.00	(50,000,000.00)	100	0.75	0.763	0.00	0.00	0.00	0.00
10/16/15	MMkt - Bill Maturity	0.00	50,000,000.00	0	0.75	0.752	104,166.70	0.00	0.00	104,166.70
1/1/16	Closing Balance	0.00	0.00	0	0.75	0.752	0.00	0.00	0.00	0.00
							0.763	104,166.70	0.00	104,166.70
570580 - Commercial Paper - Tran Type: COMM PAPER, Start: July 8, 2015, Maturity: August 24, 2015										
7/1/15	Opening Balance	0.00	0.00	0	0.00	0.000	0.00	0.00	0.00	0.00
7/8/15	MMkt - Bill Invest/Issue	-50,000,000.00	(50,000,000.00)	47	0.65	0.660	0.00	0.00	0.00	0.00
8/24/15	MMkt - Bill Maturity	0.00	50,000,000.00	0	0.65	0.651	42,430.55	0.00	0.00	42,430.55
1/1/16	Closing Balance	0.00	0.00	0	0.65	0.651	0.00	0.00	0.00	0.00
							0.660	42,430.55	0.00	42,430.55
570737 - Commercial Paper - Tran Type: COMM PAPER, Start: July 9, 2015, Maturity: October 7, 2015										
7/1/15	Opening Balance	0.00	0.00	0	0.00	0.000	0.00	0.00	0.00	0.00
7/9/15	MMkt - Bill Invest/Issue	-13,300,000.00	(13,300,000.00)	90	0.63	0.640	0.00	0.00	0.00	0.00

Return on Investment - Detail - AST

Between: July 1, 2015 and January 1, 2016

Printed: July 1, 2016 1:05 pm

Cash Flow Date	Transaction Description	Orig Curr Balance	Local Currency Equivalent ()							
			Principal Movement	Days	Yield	Adj Yield	Premium/ (Discount)	Interest	Total Cost	
Arkansas State Treasury (Con't)										
Commercial Paper Disc Note Invest (Con't)										
570737 - Commercial Paper - Tran Type: COMM PAPER, Start: July 9, 2015, Maturity: October 7, 2015										
10/7/15	MMkt - Bill Maturity	0.00	13,300,000.00	0	0.63	0.631	20,947.51	0.00	20,947.51	
1/1/16	Closing Balance	0.00	0.00	0	0.63	0.631	0.00	0.00	0.00	
						0.640	20,947.51	0.00	20,947.51	
570738 - Commercial Paper - Tran Type: COMM PAPER, Start: July 9, 2015, Maturity: July 10, 2015										
7/1/15	Opening Balance	0.00	0.00	0	0.00	0.000	0.00	0.00	0.00	
7/9/15	MMkt - Bill Invest/Issue	-57,632,000.00	(57,632,000.00)	1	0.39	0.396	0.00	0.00	0.00	
7/10/15	MMkt - Bill Maturity	0.00	57,632,000.00	0	0.39	0.390	624.35	0.00	624.35	
1/1/16	Closing Balance	0.00	0.00	0	0.39	0.390	0.00	0.00	0.00	
						0.396	624.35	0.00	624.35	
570739 - Commercial Paper - Tran Type: COMM PAPER, Start: July 9, 2015, Maturity: July 10, 2015										
7/1/15	Opening Balance	0.00	0.00	0	0.00	0.000	0.00	0.00	0.00	
7/9/15	MMkt - Bill Invest/Issue	-25,000,000.00	(25,000,000.00)	1	0.40	0.406	0.00	0.00	0.00	
7/10/15	MMkt - Bill Maturity	0.00	25,000,000.00	0	0.40	0.400	277.77	0.00	277.77	
1/1/16	Closing Balance	0.00	0.00	0	0.40	0.400	0.00	0.00	0.00	
						0.406	277.77	0.00	277.77	
570740 - Commercial Paper - Tran Type: COMM PAPER, Start: July 9, 2015, Maturity: July 10, 2015										
7/1/15	Opening Balance	0.00	0.00	0	0.00	0.000	0.00	0.00	0.00	
7/9/15	MMkt - Bill Invest/Issue	-20,000,000.00	(20,000,000.00)	1	0.39	0.396	0.00	0.00	0.00	
7/10/15	MMkt - Bill Maturity	0.00	20,000,000.00	0	0.39	0.390	216.67	0.00	216.67	
1/1/16	Closing Balance	0.00	0.00	0	0.39	0.390	0.00	0.00	0.00	
						0.396	216.67	0.00	216.67	
570741 - Commercial Paper - Tran Type: COMM PAPER, Start: July 9, 2015, Maturity: July 10, 2015										
7/1/15	Opening Balance	0.00	0.00	0	0.00	0.000	0.00	0.00	0.00	
7/9/15	MMkt - Bill Invest/Issue	-17,071,000.00	(17,071,000.00)	1	0.39	0.396	0.00	0.00	0.00	
7/10/15	MMkt - Bill Maturity	0.00	17,071,000.00	0	0.39	0.390	184.94	0.00	184.94	
1/1/16	Closing Balance	0.00	0.00	0	0.39	0.390	0.00	0.00	0.00	
						0.396	184.94	0.00	184.94	
570968 - Commercial Paper - Tran Type: COMM PAPER, Start: July 10, 2015, Maturity: July 13, 2015										
7/1/15	Opening Balance	0.00	0.00	0	0.00	0.000	0.00	0.00	0.00	
7/10/15	MMkt - Bill Invest/Issue	-30,000,000.00	(30,000,000.00)	3	0.40	0.406	0.00	0.00	0.00	
7/13/15	MMkt - Bill Maturity	0.00	30,000,000.00	0	0.40	0.400	1,000.00	0.00	1,000.00	

Return on Investment - Detail - AST

Between: July 1, 2015 and January 1, 2016

Printed: July 1, 2016 1:05 pm

Cash Flow Date	Transaction Description	Orig Curr Balance	Local Currency Equivalent ()							
			Principal Movement	Days	Yield	Adj Yield	Premium/ (Discount)	Interest	Total Cost	
Arkansas State Treasury (Con't)										
Commercial Paper Disc Note Invest (Con't)										
570968 - Commercial Paper - Tran Type: COMM PAPER, Start: July 10, 2015, Maturity: July 13, 2015										
1/1/16	Closing Balance	0.00	0.00	0	0.40	0.400	0.00	0.00	0.00	0.00
			0.406			1,000.00	0.00	1,000.00		
570969 - Commercial Paper - Tran Type: COMM PAPER, Start: July 10, 2015, Maturity: October 16, 2015										
7/1/15	Opening Balance	0.00	0.00	0	0.00	0.000	0.00	0.00	0.00	0.00
7/10/15	MMkt - Bill Invest/Issue	-30,000,000.00	(30,000,000.00)	98	0.75	0.763	0.00	0.00	0.00	0.00
10/16/15	MMkt - Bill Maturity	0.00	30,000,000.00	0	0.75	0.752	61,249.97	0.00	61,249.97	61,249.97
1/1/16	Closing Balance	0.00	0.00	0	0.75	0.752	0.00	0.00	0.00	0.00
			0.763			61,249.97	0.00	61,249.97		
570970 - Commercial Paper - Tran Type: COMM PAPER, Start: July 10, 2015, Maturity: July 13, 2015										
7/1/15	Opening Balance	0.00	0.00	0	0.00	0.000	0.00	0.00	0.00	0.00
7/10/15	MMkt - Bill Invest/Issue	-22,250,000.00	(22,250,000.00)	3	0.39	0.396	0.00	0.00	0.00	0.00
7/13/15	MMkt - Bill Maturity	0.00	22,250,000.00	0	0.39	0.390	723.13	0.00	723.13	723.13
1/1/16	Closing Balance	0.00	0.00	0	0.39	0.390	0.00	0.00	0.00	0.00
			0.396			723.13	0.00	723.13		
571170 - Commercial Paper - Tran Type: COMM PAPER, Start: July 13, 2015, Maturity: July 15, 2015										
7/1/15	Opening Balance	0.00	0.00	0	0.00	0.000	0.00	0.00	0.00	0.00
7/13/15	MMkt - Bill Invest/Issue	-50,000,000.00	(50,000,000.00)	2	0.45	0.457	0.00	0.00	0.00	0.00
7/15/15	MMkt - Bill Maturity	0.00	50,000,000.00	0	0.45	0.450	1,250.00	0.00	1,250.00	1,250.00
1/1/16	Closing Balance	0.00	0.00	0	0.45	0.450	0.00	0.00	0.00	0.00
			0.457			1,250.00	0.00	1,250.00		
571337 - Commercial Paper - Tran Type: COMM PAPER, Start: July 15, 2015, Maturity: October 9, 2015										
7/1/15	Opening Balance	0.00	0.00	0	0.00	0.000	0.00	0.00	0.00	0.00
7/15/15	MMkt - Bill Invest/Issue	-10,000,000.00	(10,000,000.00)	86	0.72	0.732	0.00	0.00	0.00	0.00
10/9/15	MMkt - Bill Maturity	0.00	10,000,000.00	0	0.72	0.721	17,200.01	0.00	17,200.01	17,200.01
1/1/16	Closing Balance	0.00	0.00	0	0.72	0.721	0.00	0.00	0.00	0.00
			0.732			17,200.01	0.00	17,200.01		
571473 - Commercial Paper - Tran Type: COMM PAPER, Start: July 15, 2015, Maturity: October 2, 2015										
7/1/15	Opening Balance	0.00	0.00	0	0.00	0.000	0.00	0.00	0.00	0.00
7/15/15	MMkt - Bill Invest/Issue	-50,000,000.00	(50,000,000.00)	79	0.60	0.610	0.00	0.00	0.00	0.00
10/2/15	MMkt - Bill Maturity	0.00	50,000,000.00	0	0.60	0.601	65,833.33	0.00	65,833.33	65,833.33
1/1/16	Closing Balance	0.00	0.00	0	0.60	0.601	0.00	0.00	0.00	0.00

Return on Investment - Detail - AST

Between: July 1, 2015 and January 1, 2016

Printed: July 1, 2016 1:05 pm

Cash Flow Date	Transaction Description	Orig Curr Balance	Local Currency Equivalent ()							
			Principal Movement	Days	Yield	Adj Yield	Premium/ (Discount)	Interest	Total Cost	
Arkansas State Treasury (Con't)										
Commercial Paper Disc Note Invest (Con't)										
571474 - Commercial Paper - Tran Type: COMM PAPER, Start: July 15, 2015, Maturity: July 24, 2015										
7/1/15	Opening Balance	0.00	0.00	0	0.00	0.000	0.00	0.00	0.00	0.00
7/15/15	MMkt - Bill Invest/Issue	-16,300,000.00	(16,300,000.00)	9	0.45	0.457	0.00	0.00	0.00	0.00
7/24/15	MMkt - Bill Maturity	0.00	16,300,000.00	0	0.45	0.450	1,833.75	0.00	0.00	1,833.75
1/1/16	Closing Balance	0.00	0.00	0	0.45	0.450	0.00	0.00	0.00	0.00
						0.610	65,833.33	0.00		65,833.33
571475 - Commercial Paper - Tran Type: COMM PAPER, Start: July 15, 2015, Maturity: July 21, 2015										
7/1/15	Opening Balance	0.00	0.00	0	0.00	0.000	0.00	0.00	0.00	0.00
7/15/15	MMkt - Bill Invest/Issue	-7,000,000.00	(7,000,000.00)	6	0.42	0.426	0.00	0.00	0.00	0.00
7/21/15	MMkt - Bill Maturity	0.00	7,000,000.00	0	0.42	0.420	490.00	0.00	0.00	490.00
1/1/16	Closing Balance	0.00	0.00	0	0.42	0.420	0.00	0.00	0.00	0.00
						0.457	1,833.75	0.00		1,833.75
571476 - Commercial Paper - Tran Type: COMM PAPER, Start: July 15, 2015, Maturity: July 21, 2015										
7/1/15	Opening Balance	0.00	0.00	0	0.00	0.000	0.00	0.00	0.00	0.00
7/15/15	MMkt - Bill Invest/Issue	-3,500,000.00	(3,500,000.00)	6	0.48	0.487	0.00	0.00	0.00	0.00
7/21/15	MMkt - Bill Maturity	0.00	3,500,000.00	0	0.48	0.480	280.00	0.00	0.00	280.00
1/1/16	Closing Balance	0.00	0.00	0	0.48	0.480	0.00	0.00	0.00	0.00
						0.426	490.00	0.00		490.00
571477 - Commercial Paper - Tran Type: COMM PAPER, Start: July 15, 2015, Maturity: July 21, 2015										
7/1/15	Opening Balance	0.00	0.00	0	0.00	0.000	0.00	0.00	0.00	0.00
7/15/15	MMkt - Bill Invest/Issue	-3,500,000.00	(3,500,000.00)	6	0.48	0.487	0.00	0.00	0.00	0.00
7/21/15	MMkt - Bill Maturity	0.00	3,500,000.00	0	0.48	0.480	280.00	0.00	0.00	280.00
1/1/16	Closing Balance	0.00	0.00	0	0.48	0.480	0.00	0.00	0.00	0.00
						0.487	280.00	0.00		280.00
571678 - Commercial Paper - Tran Type: COMM PAPER, Start: July 16, 2015, Maturity: July 29, 2015										
7/1/15	Opening Balance	0.00	0.00	0	0.00	0.000	0.00	0.00	0.00	0.00
7/16/15	MMkt - Bill Invest/Issue	-20,000,000.00	(20,000,000.00)	13	0.66	0.670	0.00	0.00	0.00	0.00
7/29/15	MMkt - Bill Maturity	0.00	20,000,000.00	0	0.66	0.660	4,766.66	0.00	0.00	4,766.66
1/1/16	Closing Balance	0.00	0.00	0	0.66	0.660	0.00	0.00	0.00	0.00
						0.670	4,766.66	0.00		4,766.66
571679 - Commercial Paper - Tran Type: COMM PAPER, Start: July 16, 2015, Maturity: August 17, 2015										
7/1/15	Opening Balance	0.00	0.00	0	0.00	0.000	0.00	0.00	0.00	0.00
7/16/15	MMkt - Bill Invest/Issue	-10,000,000.00	(10,000,000.00)	32	0.52	0.528	0.00	0.00	0.00	0.00
8/17/15	MMkt - Bill Maturity	0.00	10,000,000.00	0	0.52	0.520	4,622.22	0.00	0.00	4,622.22
1/1/16	Closing Balance	0.00	0.00	0	0.52	0.520	0.00	0.00	0.00	0.00
						0.528	4,622.22	0.00		4,622.22
571680 - Commercial Paper - Tran Type: COMM PAPER, Start: July 16, 2015, Maturity: August 17, 2015										

Return on Investment - Detail - AST

Between: July 1, 2015 and January 1, 2016

Printed: July 1, 2016 1:05 pm

Cash Flow Date	Transaction Description	Orig Curr Balance	Local Currency Equivalent ()						
			Principal Movement	Days	Yield	Adj Yield	Premium/ (Discount)	Interest	Total Cost
Arkansas State Treasury (Con't)									
Commercial Paper Disc Note Invest (Con't)									
571680 - Commercial Paper - Tran Type: COMM PAPER, Start: July 16, 2015, Maturity: August 17, 2015									
7/1/15	Opening Balance	0.00	0.00	0	0.00	0.000	0.00	0.00	0.00
7/16/15	MMkt - Bill Invest/Issue	-17,000,000.00	(17,000,000.00)	32	0.52	0.528	0.00	0.00	0.00
8/17/15	MMkt - Bill Maturity	0.00	17,000,000.00	0	0.52	0.520	7,857.77	0.00	7,857.77
1/1/16	Closing Balance	0.00	0.00	0	0.52	0.520	0.00	0.00	0.00
						0.528	7,857.77	0.00	7,857.77
571681 - Commercial Paper - Tran Type: COMM PAPER, Start: July 16, 2015, Maturity: August 17, 2015									
7/1/15	Opening Balance	0.00	0.00	0	0.00	0.000	0.00	0.00	0.00
7/16/15	MMkt - Bill Invest/Issue	-10,807,000.00	(10,807,000.00)	32	0.50	0.508	0.00	0.00	0.00
8/17/15	MMkt - Bill Maturity	0.00	10,807,000.00	0	0.50	0.500	4,803.11	0.00	4,803.11
1/1/16	Closing Balance	0.00	0.00	0	0.50	0.500	0.00	0.00	0.00
						0.508	4,803.11	0.00	4,803.11
571682 - Commercial Paper - Tran Type: COMM PAPER, Start: July 16, 2015, Maturity: October 16, 2015									
7/1/15	Opening Balance	0.00	0.00	0	0.00	0.000	0.00	0.00	0.00
7/16/15	MMkt - Bill Invest/Issue	-54,000,000.00	(54,000,000.00)	92	0.64	0.650	0.00	0.00	0.00
10/16/15	MMkt - Bill Maturity	0.00	54,000,000.00	0	0.64	0.641	88,319.94	0.00	88,319.94
1/1/16	Closing Balance	0.00	0.00	0	0.64	0.641	0.00	0.00	0.00
						0.650	88,319.94	0.00	88,319.94
571683 - Commercial Paper - Tran Type: COMM PAPER, Start: July 16, 2015, Maturity: July 23, 2015									
7/1/15	Opening Balance	0.00	0.00	0	0.00	0.000	0.00	0.00	0.00
7/16/15	MMkt - Bill Invest/Issue	-69,800,000.00	(69,800,000.00)	7	0.42	0.426	0.00	0.00	0.00
7/23/15	MMkt - Bill Maturity	0.00	69,800,000.00	0	0.42	0.420	5,700.33	0.00	5,700.33
1/1/16	Closing Balance	0.00	0.00	0	0.42	0.420	0.00	0.00	0.00
						0.426	5,700.33	0.00	5,700.33
571684 - Commercial Paper - Tran Type: COMM PAPER, Start: July 16, 2015, Maturity: July 23, 2015									
7/1/15	Opening Balance	0.00	0.00	0	0.00	0.000	0.00	0.00	0.00
7/16/15	MMkt - Bill Invest/Issue	-40,000,000.00	(40,000,000.00)	7	0.42	0.426	0.00	0.00	0.00
7/23/15	MMkt - Bill Maturity	0.00	40,000,000.00	0	0.42	0.420	3,266.66	0.00	3,266.66
1/1/16	Closing Balance	0.00	0.00	0	0.42	0.420	0.00	0.00	0.00
						0.426	3,266.66	0.00	3,266.66
571685 - Commercial Paper - Tran Type: COMM PAPER, Start: July 16, 2015, Maturity: July 23, 2015									
7/1/15	Opening Balance	0.00	0.00	0	0.00	0.000	0.00	0.00	0.00

Return on Investment - Detail - AST

Between: July 1, 2015 and January 1, 2016

Printed: July 1, 2016 1:05 pm

Cash Flow Date	Transaction Description	Orig Curr Balance	Local Currency Equivalent ()							
			Principal Movement	Days	Yield	Adj Yield	Premium/ (Discount)	Interest	Total Cost	
Arkansas State Treasury (Con't)										
Commercial Paper Disc Note Invest (Con't)										
571685 - Commercial Paper - Tran Type: COMM PAPER, Start: July 16, 2015, Maturity: July 23, 2015										
7/16/15	MMkt - Bill Invest/Issue	-5,150,000.00	(5,150,000.00)	7	0.45	0.457	0.00	0.00	0.00	0.00
7/23/15	MMkt - Bill Maturity	0.00	5,150,000.00	0	0.45	0.450	450.62	0.00	0.00	450.62
1/1/16	Closing Balance	0.00	0.00	0	0.45	0.450	0.00	0.00	0.00	0.00
							0.457	450.62	0.00	450.62
571865 - Commercial Paper - Tran Type: COMM PAPER, Start: July 17, 2015, Maturity: July 29, 2015										
7/1/15	Opening Balance	0.00	0.00	0	0.00	0.000	0.00	0.00	0.00	0.00
7/17/15	MMkt - Bill Invest/Issue	-20,000,000.00	(20,000,000.00)	12	0.66	0.670	0.00	0.00	0.00	0.00
7/29/15	MMkt - Bill Maturity	0.00	20,000,000.00	0	0.66	0.660	4,400.00	0.00	0.00	4,400.00
1/1/16	Closing Balance	0.00	0.00	0	0.66	0.660	0.00	0.00	0.00	0.00
							0.670	4,400.00	0.00	4,400.00
571866 - Commercial Paper - Tran Type: COMM PAPER, Start: July 17, 2015, Maturity: July 23, 2015										
7/1/15	Opening Balance	0.00	0.00	0	0.00	0.000	0.00	0.00	0.00	0.00
7/17/15	MMkt - Bill Invest/Issue	-12,000,000.00	(12,000,000.00)	6	0.66	0.670	0.00	0.00	0.00	0.00
7/23/15	MMkt - Bill Maturity	0.00	12,000,000.00	0	0.66	0.660	1,320.00	0.00	0.00	1,320.00
1/1/16	Closing Balance	0.00	0.00	0	0.66	0.660	0.00	0.00	0.00	0.00
							0.670	1,320.00	0.00	1,320.00
572074 - Commercial Paper - Tran Type: COMM PAPER, Start: July 20, 2015, Maturity: August 7, 2015										
7/1/15	Opening Balance	0.00	0.00	0	0.00	0.000	0.00	0.00	0.00	0.00
7/20/15	MMkt - Bill Invest/Issue	-20,000,000.00	(20,000,000.00)	18	0.67	0.681	0.00	0.00	0.00	0.00
8/7/15	MMkt - Bill Maturity	0.00	20,000,000.00	0	0.67	0.670	6,700.00	0.00	0.00	6,700.00
1/1/16	Closing Balance	0.00	0.00	0	0.67	0.670	0.00	0.00	0.00	0.00
							0.681	6,700.00	0.00	6,700.00
572271 - Commercial Paper - Tran Type: COMM PAPER, Start: July 21, 2015, Maturity: July 22, 2015										
7/1/15	Opening Balance	0.00	0.00	0	0.00	0.000	0.00	0.00	0.00	0.00
7/21/15	MMkt - Bill Invest/Issue	-39,000,000.00	(39,000,000.00)	1	0.40	0.406	0.00	0.00	0.00	0.00
7/22/15	MMkt - Bill Maturity	0.00	39,000,000.00	0	0.40	0.400	433.33	0.00	0.00	433.33
1/1/16	Closing Balance	0.00	0.00	0	0.40	0.400	0.00	0.00	0.00	0.00
							0.406	433.33	0.00	433.33
572272 - Commercial Paper - Tran Type: COMM PAPER, Start: July 21, 2015, Maturity: August 20, 2015										
7/1/15	Opening Balance	0.00	0.00	0	0.00	0.000	0.00	0.00	0.00	0.00
7/21/15	MMkt - Bill Invest/Issue	-45,500,000.00	(45,500,000.00)	30	0.53	0.538	0.00	0.00	0.00	0.00

Return on Investment - Detail - AST

Between: July 1, 2015 and January 1, 2016

Printed: July 1, 2016 1:05 pm

Cash Flow Date	Transaction Description	Orig Curr Balance	Local Currency Equivalent ()							
			Principal Movement	Days	Yield	Adj Yield	Premium/ (Discount)	Interest	Total Cost	
Arkansas State Treasury (Con't)										
Commercial Paper Disc Note Invest (Con't)										
572272 - Commercial Paper - Tran Type: COMM PAPER, Start: July 21, 2015, Maturity: August 20, 2015										
8/20/15	MMkt - Bill Maturity	0.00	45,500,000.00	0	0.53	0.530	20,095.83	0.00	20,095.83	
1/1/16	Closing Balance	0.00	0.00	0	0.53	0.530	0.00	0.00	0.00	
						0.538	20,095.83	0.00	20,095.83	
572295 - Commercial Paper - Tran Type: COMM PAPER, Start: July 21, 2015, Maturity: September 17, 2015										
7/1/15	Opening Balance	0.00	0.00	0	0.00	0.000	0.00	0.00	0.00	
7/21/15	MMkt - Bill Invest/Issue	-20,000,000.00	(20,000,000.00)	58	0.67	0.681	0.00	0.00	0.00	
9/17/15	MMkt - Bill Maturity	0.00	20,000,000.00	0	0.67	0.671	21,588.89	0.00	21,588.89	
1/1/16	Closing Balance	0.00	0.00	0	0.67	0.671	0.00	0.00	0.00	
						0.681	21,588.89	0.00	21,588.89	
572298 - Commercial Paper - Tran Type: COMM PAPER, Start: July 21, 2015, Maturity: July 22, 2015										
7/1/15	Opening Balance	0.00	0.00	0	0.00	0.000	0.00	0.00	0.00	
7/21/15	MMkt - Bill Invest/Issue	-107,807,000.00	(107,807,000.00)	1	0.39	0.396	0.00	0.00	0.00	
7/22/15	MMkt - Bill Maturity	0.00	107,807,000.00	0	0.39	0.390	1,167.91	0.00	1,167.91	
1/1/16	Closing Balance	0.00	0.00	0	0.39	0.390	0.00	0.00	0.00	
						0.396	1,167.91	0.00	1,167.91	
572544 - Commercial Paper - Tran Type: COMM PAPER, Start: July 22, 2015, Maturity: July 29, 2015										
7/1/15	Opening Balance	0.00	0.00	0	0.00	0.000	0.00	0.00	0.00	
7/22/15	MMkt - Bill Invest/Issue	-38,000,000.00	(38,000,000.00)	7	0.40	0.406	0.00	0.00	0.00	
7/29/15	MMkt - Bill Maturity	0.00	38,000,000.00	0	0.40	0.400	2,955.55	0.00	2,955.55	
1/1/16	Closing Balance	0.00	0.00	0	0.40	0.400	0.00	0.00	0.00	
						0.406	2,955.55	0.00	2,955.55	
572545 - Commercial Paper - Tran Type: COMM PAPER, Start: July 22, 2015, Maturity: July 29, 2015										
7/1/15	Opening Balance	0.00	0.00	0	0.00	0.000	0.00	0.00	0.00	
7/22/15	MMkt - Bill Invest/Issue	-25,000,000.00	(25,000,000.00)	7	0.46	0.467	0.00	0.00	0.00	
7/29/15	MMkt - Bill Maturity	0.00	25,000,000.00	0	0.46	0.460	2,236.11	0.00	2,236.11	
1/1/16	Closing Balance	0.00	0.00	0	0.46	0.460	0.00	0.00	0.00	
						0.467	2,236.11	0.00	2,236.11	
572546 - Commercial Paper - Tran Type: COMM PAPER, Start: July 22, 2015, Maturity: July 23, 2015										
7/1/15	Opening Balance	0.00	0.00	0	0.00	0.000	0.00	0.00	0.00	
7/22/15	MMkt - Bill Invest/Issue	-108,500,000.00	(108,500,000.00)	1	0.38	0.386	0.00	0.00	0.00	
7/23/15	MMkt - Bill Maturity	0.00	108,500,000.00	0	0.38	0.380	1,145.28	0.00	1,145.28	

Return on Investment - Detail - AST

Between: July 1, 2015 and January 1, 2016

Printed: July 1, 2016 1:05 pm

Cash Flow Date	Transaction Description	Orig Curr Balance	Local Currency Equivalent ()							
			Principal Movement	Days	Yield	Adj Yield	Premium/ (Discount)	Interest	Total Cost	
Arkansas State Treasury (Con't)										
Commercial Paper Disc Note Invest (Con't)										
572546 - Commercial Paper - Tran Type: COMM PAPER, Start: July 22, 2015, Maturity: July 23, 2015										
1/1/16	Closing Balance	0.00	0.00	0	0.38	0.380	0.00	0.00	0.00	0.00
						0.386	1,145.28	0.00	1,145.28	
572547 - Commercial Paper - Tran Type: COMM PAPER, Start: July 22, 2015, Maturity: July 23, 2015										
7/1/15	Opening Balance	0.00	0.00	0	0.00	0.000	0.00	0.00	0.00	0.00
7/22/15	MMkt - Bill Invest/Issue	-55,000,000.00	(55,000,000.00)	1	0.38	0.386	0.00	0.00	0.00	0.00
7/23/15	MMkt - Bill Maturity	0.00	55,000,000.00	0	0.38	0.380	580.56	0.00	0.00	580.56
1/1/16	Closing Balance	0.00	0.00	0	0.38	0.380	0.00	0.00	0.00	0.00
						0.386	580.56	0.00	580.56	
572783 - Commercial Paper - Tran Type: COMM PAPER, Start: July 23, 2015, Maturity: July 24, 2015										
7/1/15	Opening Balance	0.00	0.00	0	0.00	0.000	0.00	0.00	0.00	0.00
7/23/15	MMkt - Bill Invest/Issue	-55,000,000.00	(55,000,000.00)	1	0.40	0.406	0.00	0.00	0.00	0.00
7/24/15	MMkt - Bill Maturity	0.00	55,000,000.00	0	0.40	0.400	611.11	0.00	0.00	611.11
1/1/16	Closing Balance	0.00	0.00	0	0.40	0.400	0.00	0.00	0.00	0.00
						0.406	611.11	0.00	611.11	
572784 - Commercial Paper - Tran Type: COMM PAPER, Start: July 23, 2015, Maturity: August 4, 2015										
7/1/15	Opening Balance	0.00	0.00	0	0.00	0.000	0.00	0.00	0.00	0.00
7/23/15	MMkt - Bill Invest/Issue	-11,570,000.00	(11,570,000.00)	12	0.44	0.447	0.00	0.00	0.00	0.00
8/4/15	MMkt - Bill Maturity	0.00	11,570,000.00	0	0.44	0.440	1,696.94	0.00	0.00	1,696.94
1/1/16	Closing Balance	0.00	0.00	0	0.44	0.440	0.00	0.00	0.00	0.00
						0.447	1,696.94	0.00	1,696.94	
572785 - Commercial Paper - Tran Type: COMM PAPER, Start: July 23, 2015, Maturity: August 5, 2015										
7/1/15	Opening Balance	0.00	0.00	0	0.00	0.000	0.00	0.00	0.00	0.00
7/23/15	MMkt - Bill Invest/Issue	-11,589,000.00	(11,589,000.00)	13	0.44	0.447	0.00	0.00	0.00	0.00
8/5/15	MMkt - Bill Maturity	0.00	11,589,000.00	0	0.44	0.440	1,841.36	0.00	0.00	1,841.36
1/1/16	Closing Balance	0.00	0.00	0	0.44	0.440	0.00	0.00	0.00	0.00
						0.447	1,841.36	0.00	1,841.36	
572786 - Commercial Paper - Tran Type: COMM PAPER, Start: July 23, 2015, Maturity: August 21, 2015										
7/1/15	Opening Balance	0.00	0.00	0	0.00	0.000	0.00	0.00	0.00	0.00
7/23/15	MMkt - Bill Invest/Issue	-4,200,000.00	(4,200,000.00)	29	0.50	0.508	0.00	0.00	0.00	0.00
8/21/15	MMkt - Bill Maturity	0.00	4,200,000.00	0	0.50	0.500	1,691.67	0.00	0.00	1,691.67
1/1/16	Closing Balance	0.00	0.00	0	0.50	0.500	0.00	0.00	0.00	0.00

Return on Investment - Detail - AST

Between: July 1, 2015 and January 1, 2016

Printed: July 1, 2016 1:05 pm

Cash Flow Date	Transaction Description	Orig Curr Balance	Local Currency Equivalent ()							
			Principal Movement	Days	Yield	Adj Yield	Premium/ (Discount)	Interest	Total Cost	
Arkansas State Treasury (Con't)										
Commercial Paper Disc Note Invest (Con't)										
572787 - Commercial Paper - Tran Type: COMM PAPER, Start: July 23, 2015, Maturity: August 14, 2015							0.508	1,691.67	0.00	1,691.67
7/1/15	Opening Balance	0.00	0.00	0	0.00	0.000	0.00	0.00	0.00	0.00
7/23/15	MMkt - Bill Invest/Issue	-1,135,000.00	(1,135,000.00)	22	0.50	0.508	0.00	0.00	0.00	0.00
8/14/15	MMkt - Bill Maturity	0.00	1,135,000.00	0	0.50	0.500	346.81	0.00	0.00	346.81
1/1/16	Closing Balance	0.00	0.00	0	0.50	0.500	0.00	0.00	0.00	0.00
							0.508	346.81	0.00	346.81
572788 - Commercial Paper - Tran Type: COMM PAPER, Start: July 23, 2015, Maturity: July 24, 2015										
7/1/15	Opening Balance	0.00	0.00	0	0.00	0.000	0.00	0.00	0.00	0.00
7/23/15	MMkt - Bill Invest/Issue	-16,800,000.00	(16,800,000.00)	1	0.34	0.345	0.00	0.00	0.00	0.00
7/24/15	MMkt - Bill Maturity	0.00	16,800,000.00	0	0.34	0.340	158.67	0.00	0.00	158.67
1/1/16	Closing Balance	0.00	0.00	0	0.34	0.340	0.00	0.00	0.00	0.00
							0.345	158.67	0.00	158.67
572789 - Commercial Paper - Tran Type: COMM PAPER, Start: July 23, 2015, Maturity: July 24, 2015										
7/1/15	Opening Balance	0.00	0.00	0	0.00	0.000	0.00	0.00	0.00	0.00
7/23/15	MMkt - Bill Invest/Issue	-27,000,000.00	(27,000,000.00)	1	0.32	0.325	0.00	0.00	0.00	0.00
7/24/15	MMkt - Bill Maturity	0.00	27,000,000.00	0	0.32	0.320	240.00	0.00	0.00	240.00
1/1/16	Closing Balance	0.00	0.00	0	0.32	0.320	0.00	0.00	0.00	0.00
							0.325	240.00	0.00	240.00
572790 - Commercial Paper - Tran Type: COMM PAPER, Start: July 23, 2015, Maturity: August 7, 2015										
7/1/15	Opening Balance	0.00	0.00	0	0.00	0.000	0.00	0.00	0.00	0.00
7/23/15	MMkt - Bill Invest/Issue	-20,000,000.00	(20,000,000.00)	15	0.45	0.457	0.00	0.00	0.00	0.00
8/7/15	MMkt - Bill Maturity	0.00	20,000,000.00	0	0.45	0.450	3,750.00	0.00	0.00	3,750.00
1/1/16	Closing Balance	0.00	0.00	0	0.45	0.450	0.00	0.00	0.00	0.00
							0.457	3,750.00	0.00	3,750.00
572791 - Commercial Paper - Tran Type: COMM PAPER, Start: July 23, 2015, Maturity: July 24, 2015										
7/1/15	Opening Balance	0.00	0.00	0	0.00	0.000	0.00	0.00	0.00	0.00
7/23/15	MMkt - Bill Invest/Issue	-5,000,000.00	(5,000,000.00)	1	0.46	0.467	0.00	0.00	0.00	0.00
7/24/15	MMkt - Bill Maturity	0.00	5,000,000.00	0	0.46	0.460	63.89	0.00	0.00	63.89
1/1/16	Closing Balance	0.00	0.00	0	0.46	0.460	0.00	0.00	0.00	0.00
							0.467	63.89	0.00	63.89
572792 - Commercial Paper - Tran Type: COMM PAPER, Start: July 23, 2015, Maturity: July 24, 2015										

Return on Investment - Detail - AST

Between: July 1, 2015 and January 1, 2016

Printed: July 1, 2016 1:05 pm

Cash Flow Date	Transaction Description	Orig Curr Balance	Local Currency Equivalent ()						
			Principal Movement	Days	Yield	Adj Yield	Premium/ (Discount)	Interest	Total Cost
Arkansas State Treasury (Con't)									
Commercial Paper Disc Note Invest (Con't)									
572792 - Commercial Paper - Tran Type: COMM PAPER, Start: July 23, 2015, Maturity: July 24, 2015									
7/1/15	Opening Balance	0.00	0.00	0	0.00	0.000	0.00	0.00	0.00
7/23/15	MMkt - Bill Invest/Issue	-105,100,000.00	(105,100,000.00)	1	0.38	0.386	0.00	0.00	0.00
7/24/15	MMkt - Bill Maturity	0.00	105,100,000.00	0	0.38	0.380	1,109.39	0.00	1,109.39
1/1/16	Closing Balance	0.00	0.00	0	0.38	0.380	0.00	0.00	0.00
						0.386	1,109.39	0.00	1,109.39
572793 - Commercial Paper - Tran Type: COMM PAPER, Start: July 23, 2015, Maturity: July 30, 2015									
7/1/15	Opening Balance	0.00	0.00	0	0.00	0.000	0.00	0.00	0.00
7/23/15	MMkt - Bill Invest/Issue	-17,700,000.00	(17,700,000.00)	7	0.42	0.426	0.00	0.00	0.00
7/30/15	MMkt - Bill Maturity	0.00	17,700,000.00	0	0.42	0.420	1,445.50	0.00	1,445.50
1/1/16	Closing Balance	0.00	0.00	0	0.42	0.420	0.00	0.00	0.00
						0.426	1,445.50	0.00	1,445.50
572974 - Commercial Paper - Tran Type: COMM PAPER, Start: July 24, 2015, Maturity: July 31, 2015									
7/1/15	Opening Balance	0.00	0.00	0	0.00	0.000	0.00	0.00	0.00
7/24/15	MMkt - Bill Invest/Issue	-14,000,000.00	(14,000,000.00)	7	0.42	0.426	0.00	0.00	0.00
7/31/15	MMkt - Bill Maturity	0.00	14,000,000.00	0	0.42	0.420	1,143.33	0.00	1,143.33
1/1/16	Closing Balance	0.00	0.00	0	0.42	0.420	0.00	0.00	0.00
						0.426	1,143.33	0.00	1,143.33
573115 - Commercial Paper - Tran Type: COMM PAPER, Start: July 27, 2015, Maturity: August 26, 2015									
7/1/15	Opening Balance	0.00	0.00	0	0.00	0.000	0.00	0.00	0.00
7/27/15	MMkt - Bill Invest/Issue	-20,000,000.00	(20,000,000.00)	30	0.53	0.538	0.00	0.00	0.00
8/26/15	MMkt - Bill Maturity	0.00	20,000,000.00	0	0.53	0.530	8,833.33	0.00	8,833.33
1/1/16	Closing Balance	0.00	0.00	0	0.53	0.530	0.00	0.00	0.00
						0.538	8,833.33	0.00	8,833.33
573116 - Commercial Paper - Tran Type: COMM PAPER, Start: July 27, 2015, Maturity: August 3, 2015									
7/1/15	Opening Balance	0.00	0.00	0	0.00	0.000	0.00	0.00	0.00
7/27/15	MMkt - Bill Invest/Issue	-35,000,000.00	(35,000,000.00)	7	0.42	0.426	0.00	0.00	0.00
8/3/15	MMkt - Bill Maturity	0.00	35,000,000.00	0	0.42	0.420	2,858.33	0.00	2,858.33
1/1/16	Closing Balance	0.00	0.00	0	0.42	0.420	0.00	0.00	0.00
						0.426	2,858.33	0.00	2,858.33
573409 - Commercial Paper - Tran Type: COMM PAPER, Start: July 28, 2015, Maturity: August 3, 2015									
7/1/15	Opening Balance	0.00	0.00	0	0.00	0.000	0.00	0.00	0.00

Return on Investment - Detail - AST

Between: July 1, 2015 and January 1, 2016

Printed: July 1, 2016 1:05 pm

Cash Flow Date	Transaction Description	Orig Curr Balance	Local Currency Equivalent ()							
			Principal Movement	Days	Yield	Adj Yield	Premium/ (Discount)	Interest	Total Cost	
Arkansas State Treasury (Con't)										
Commercial Paper Disc Note Invest (Con't)										
573409 - Commercial Paper - Tran Type: COMM PAPER, Start: July 28, 2015, Maturity: August 3, 2015										
7/28/15	MMkt - Bill Invest/Issue	-2,000,000.00	(2,000,000.00)	6	0.50	0.508	0.00	0.00	0.00	0.00
8/3/15	MMkt - Bill Maturity	0.00	2,000,000.00	0	0.50	0.500	166.67	0.00	0.00	166.67
1/1/16	Closing Balance	0.00	0.00	0	0.50	0.500	0.00	0.00	0.00	0.00
							0.508	166.67	0.00	166.67
573410 - Commercial Paper - Tran Type: COMM PAPER, Start: July 28, 2015, Maturity: August 3, 2015										
7/1/15	Opening Balance	0.00	0.00	0	0.00	0.000	0.00	0.00	0.00	0.00
7/28/15	MMkt - Bill Invest/Issue	-30,000,000.00	(30,000,000.00)	6	0.50	0.508	0.00	0.00	0.00	0.00
8/3/15	MMkt - Bill Maturity	0.00	30,000,000.00	0	0.50	0.500	2,500.00	0.00	0.00	2,500.00
1/1/16	Closing Balance	0.00	0.00	0	0.50	0.500	0.00	0.00	0.00	0.00
							0.508	2,500.00	0.00	2,500.00
573572 - Commercial Paper - Tran Type: COMM PAPER, Start: July 29, 2015, Maturity: August 24, 2015										
7/1/15	Opening Balance	0.00	0.00	0	0.00	0.000	0.00	0.00	0.00	0.00
7/29/15	MMkt - Bill Invest/Issue	-25,000,000.00	(25,000,000.00)	26	0.52	0.528	0.00	0.00	0.00	0.00
8/24/15	MMkt - Bill Maturity	0.00	25,000,000.00	0	0.52	0.520	9,388.88	0.00	0.00	9,388.88
1/1/16	Closing Balance	0.00	0.00	0	0.52	0.520	0.00	0.00	0.00	0.00
							0.528	9,388.88	0.00	9,388.88
573573 - Commercial Paper - Tran Type: COMM PAPER, Start: July 29, 2015, Maturity: July 30, 2015										
7/1/15	Opening Balance	0.00	0.00	0	0.00	0.000	0.00	0.00	0.00	0.00
7/29/15	MMkt - Bill Invest/Issue	-21,000,000.00	(21,000,000.00)	1	0.40	0.406	0.00	0.00	0.00	0.00
7/30/15	MMkt - Bill Maturity	0.00	21,000,000.00	0	0.40	0.400	233.33	0.00	0.00	233.33
1/1/16	Closing Balance	0.00	0.00	0	0.40	0.400	0.00	0.00	0.00	0.00
							0.406	233.33	0.00	233.33
573574 - Commercial Paper - Tran Type: COMM PAPER, Start: July 29, 2015, Maturity: August 14, 2015										
7/1/15	Opening Balance	0.00	0.00	0	0.00	0.000	0.00	0.00	0.00	0.00
7/29/15	MMkt - Bill Invest/Issue	-20,000,000.00	(20,000,000.00)	16	0.66	0.670	0.00	0.00	0.00	0.00
8/14/15	MMkt - Bill Maturity	0.00	20,000,000.00	0	0.66	0.660	5,866.67	0.00	0.00	5,866.67
1/1/16	Closing Balance	0.00	0.00	0	0.66	0.660	0.00	0.00	0.00	0.00
							0.670	5,866.67	0.00	5,866.67
573575 - Commercial Paper - Tran Type: COMM PAPER, Start: July 29, 2015, Maturity: September 22, 2015										
7/1/15	Opening Balance	0.00	0.00	0	0.00	0.000	0.00	0.00	0.00	0.00
7/29/15	MMkt - Bill Invest/Issue	-21,973,000.00	(21,973,000.00)	55	0.67	0.681	0.00	0.00	0.00	0.00

Return on Investment - Detail - AST

Between: July 1, 2015 and January 1, 2016

Printed: July 1, 2016 1:05 pm

Cash Flow Date	Transaction Description	Orig Curr Balance	Local Currency Equivalent ()							
			Principal Movement	Days	Yield	Adj Yield	Premium/ (Discount)	Interest	Total Cost	
Arkansas State Treasury (Con't)										
Commercial Paper Disc Note Invest (Con't)										
573575 - Commercial Paper - Tran Type: COMM PAPER, Start: July 29, 2015, Maturity: September 22, 2015										
9/22/15	MMkt - Bill Maturity	0.00	21,973,000.00	0	0.67	0.671	22,491.82	0.00	22,491.82	
1/1/16	Closing Balance	0.00	0.00	0	0.67	0.671	0.00	0.00	0.00	
						0.681	22,491.82	0.00	22,491.82	
573576 - Commercial Paper - Tran Type: COMM PAPER, Start: July 29, 2015, Maturity: August 3, 2015										
7/1/15	Opening Balance	0.00	0.00	0	0.00	0.000	0.00	0.00	0.00	
7/29/15	MMkt - Bill Invest/Issue	-28,000,000.00	(28,000,000.00)	5	0.50	0.508	0.00	0.00	0.00	
8/3/15	MMkt - Bill Maturity	0.00	28,000,000.00	0	0.50	0.500	1,944.45	0.00	1,944.45	
1/1/16	Closing Balance	0.00	0.00	0	0.50	0.500	0.00	0.00	0.00	
						0.508	1,944.45	0.00	1,944.45	
573938 - Commercial Paper - Tran Type: COMM PAPER, Start: July 30, 2015, Maturity: August 13, 2015										
7/1/15	Opening Balance	0.00	0.00	0	0.00	0.000	0.00	0.00	0.00	
7/30/15	MMkt - Bill Invest/Issue	-20,000,000.00	(20,000,000.00)	14	0.66	0.670	0.00	0.00	0.00	
8/13/15	MMkt - Bill Maturity	0.00	20,000,000.00	0	0.66	0.660	5,133.33	0.00	5,133.33	
1/1/16	Closing Balance	0.00	0.00	0	0.66	0.660	0.00	0.00	0.00	
						0.670	5,133.33	0.00	5,133.33	
573939 - Commercial Paper - Tran Type: COMM PAPER, Start: July 30, 2015, Maturity: August 31, 2015										
7/1/15	Opening Balance	0.00	0.00	0	0.00	0.000	0.00	0.00	0.00	
7/30/15	MMkt - Bill Invest/Issue	-30,000,000.00	(30,000,000.00)	32	0.54	0.548	0.00	0.00	0.00	
8/31/15	MMkt - Bill Maturity	0.00	30,000,000.00	0	0.54	0.540	14,399.99	0.00	14,399.99	
1/1/16	Closing Balance	0.00	0.00	0	0.54	0.540	0.00	0.00	0.00	
						0.548	14,399.99	0.00	14,399.99	
573940 - Commercial Paper - Tran Type: COMM PAPER, Start: July 30, 2015, Maturity: August 13, 2015										
7/1/15	Opening Balance	0.00	0.00	0	0.00	0.000	0.00	0.00	0.00	
7/30/15	MMkt - Bill Invest/Issue	-20,000,000.00	(20,000,000.00)	14	0.66	0.670	0.00	0.00	0.00	
8/13/15	MMkt - Bill Maturity	0.00	20,000,000.00	0	0.66	0.660	5,133.33	0.00	5,133.33	
1/1/16	Closing Balance	0.00	0.00	0	0.66	0.660	0.00	0.00	0.00	
						0.670	5,133.33	0.00	5,133.33	
573941 - Commercial Paper - Tran Type: COMM PAPER, Start: July 30, 2015, Maturity: August 13, 2015										
7/1/15	Opening Balance	0.00	0.00	0	0.00	0.000	0.00	0.00	0.00	
7/30/15	MMkt - Bill Invest/Issue	-20,000,000.00	(20,000,000.00)	14	0.45	0.457	0.00	0.00	0.00	
8/13/15	MMkt - Bill Maturity	0.00	20,000,000.00	0	0.45	0.450	3,500.00	0.00	3,500.00	

Return on Investment - Detail - AST

Between: July 1, 2015 and January 1, 2016

Printed: July 1, 2016 1:05 pm

Cash Flow Date	Transaction Description	Orig Curr Balance	Local Currency Equivalent ()						
			Principal Movement	Days	Yield	Adj Yield	Premium/ (Discount)	Interest	Total Cost
Arkansas State Treasury (Con't)									
Commercial Paper Disc Note Invest (Con't)									
573941 - Commercial Paper - Tran Type: COMM PAPER, Start: July 30, 2015, Maturity: August 13, 2015									
1/1/16	Closing Balance	0.00	0.00	0	0.45	0.450	0.00	0.00	0.00
						0.457	3,500.00	0.00	3,500.00
574152 - Commercial Paper - Tran Type: COMM PAPER, Start: August 3, 2015, Maturity: August 18, 2015									
7/1/15	Opening Balance	0.00	0.00	0	0.00	0.000	0.00	0.00	0.00
8/3/15	MMkt - Bill Invest/Issue	-46,000,000.00	(46,000,000.00)	15	0.67	0.681	0.00	0.00	0.00
8/18/15	MMkt - Bill Maturity	0.00	46,000,000.00	0	0.67	0.670	12,841.66	0.00	12,841.66
1/1/16	Closing Balance	0.00	0.00	0	0.67	0.670	0.00	0.00	0.00
						0.681	12,841.66	0.00	12,841.66
574153 - Commercial Paper - Tran Type: COMM PAPER, Start: August 3, 2015, Maturity: August 7, 2015									
7/1/15	Opening Balance	0.00	0.00	0	0.00	0.000	0.00	0.00	0.00
8/3/15	MMkt - Bill Invest/Issue	-20,000,000.00	(20,000,000.00)	4	0.42	0.426	0.00	0.00	0.00
8/7/15	MMkt - Bill Maturity	0.00	20,000,000.00	0	0.42	0.420	933.33	0.00	933.33
1/1/16	Closing Balance	0.00	0.00	0	0.42	0.420	0.00	0.00	0.00
						0.426	933.33	0.00	933.33
574154 - Commercial Paper - Tran Type: COMM PAPER, Start: August 3, 2015, Maturity: August 4, 2015									
7/1/15	Opening Balance	0.00	0.00	0	0.00	0.000	0.00	0.00	0.00
8/3/15	MMkt - Bill Invest/Issue	-60,000,000.00	(60,000,000.00)	1	0.39	0.396	0.00	0.00	0.00
8/4/15	MMkt - Bill Maturity	0.00	60,000,000.00	0	0.39	0.390	650.00	0.00	650.00
1/1/16	Closing Balance	0.00	0.00	0	0.39	0.390	0.00	0.00	0.00
						0.396	650.00	0.00	650.00
574155 - Commercial Paper - Tran Type: COMM PAPER, Start: August 3, 2015, Maturity: August 4, 2015									
7/1/15	Opening Balance	0.00	0.00	0	0.00	0.000	0.00	0.00	0.00
8/3/15	MMkt - Bill Invest/Issue	-27,000,000.00	(27,000,000.00)	1	0.45	0.457	0.00	0.00	0.00
8/4/15	MMkt - Bill Maturity	0.00	27,000,000.00	0	0.45	0.450	337.50	0.00	337.50
1/1/16	Closing Balance	0.00	0.00	0	0.45	0.450	0.00	0.00	0.00
						0.457	337.50	0.00	337.50
574313 - Commercial Paper - Tran Type: COMM PAPER, Start: August 4, 2015, Maturity: September 4, 2015									
7/1/15	Opening Balance	0.00	0.00	0	0.00	0.000	0.00	0.00	0.00
8/4/15	MMkt - Bill Invest/Issue	-17,000,000.00	(17,000,000.00)	31	0.69	0.701	0.00	0.00	0.00
9/4/15	MMkt - Bill Maturity	0.00	17,000,000.00	0	0.69	0.690	10,100.83	0.00	10,100.83
1/1/16	Closing Balance	0.00	0.00	0	0.69	0.690	0.00	0.00	0.00

Return on Investment - Detail - AST

Between: July 1, 2015 and January 1, 2016

Printed: July 1, 2016 1:05 pm

Cash Flow Date	Transaction Description	Orig Curr Balance	Local Currency Equivalent ()							
			Principal Movement	Days	Yield	Adj Yield	Premium/ (Discount)	Interest	Total Cost	
Arkansas State Treasury (Con't)										
Commercial Paper Disc Note Invest (Con't)										
							0.701	10,100.83	0.00	10,100.83
574314 - Commercial Paper	- Tran Type: COMM PAPER, Start: August 4, 2015, Maturity: August 21, 2015									
7/1/15	Opening Balance	0.00	0.00	0	0.00	0.000	0.00	0.00	0.00	
8/4/15	MMkt - Bill Invest/Issue	-20,000,000.00	(20,000,000.00)	17	0.67	0.681	0.00	0.00	0.00	
8/21/15	MMkt - Bill Maturity	0.00	20,000,000.00	0	0.67	0.670	6,327.78	0.00	6,327.78	
1/1/16	Closing Balance	0.00	0.00	0	0.67	0.670	0.00	0.00	0.00	
							0.681	6,327.78	0.00	6,327.78
574315 - Commercial Paper	- Tran Type: COMM PAPER, Start: August 4, 2015, Maturity: August 10, 2015									
7/1/15	Opening Balance	0.00	0.00	0	0.00	0.000	0.00	0.00	0.00	
8/4/15	MMkt - Bill Invest/Issue	-60,000,000.00	(60,000,000.00)	6	0.65	0.660	0.00	0.00	0.00	
8/10/15	MMkt - Bill Maturity	0.00	60,000,000.00	0	0.65	0.650	6,500.00	0.00	6,500.00	
1/1/16	Closing Balance	0.00	0.00	0	0.65	0.650	0.00	0.00	0.00	
							0.660	6,500.00	0.00	6,500.00
574557 - Commercial Paper	- Tran Type: COMM PAPER, Start: August 5, 2015, Maturity: August 6, 2015									
7/1/15	Opening Balance	0.00	0.00	0	0.00	0.000	0.00	0.00	0.00	
8/5/15	MMkt - Bill Invest/Issue	-27,000,000.00	(27,000,000.00)	1	0.35	0.355	0.00	0.00	0.00	
8/6/15	MMkt - Bill Maturity	0.00	27,000,000.00	0	0.35	0.350	262.50	0.00	262.50	
1/1/16	Closing Balance	0.00	0.00	0	0.35	0.350	0.00	0.00	0.00	
							0.355	262.50	0.00	262.50
574558 - Commercial Paper	- Tran Type: COMM PAPER, Start: August 5, 2015, Maturity: August 28, 2015									
7/1/15	Opening Balance	0.00	0.00	0	0.00	0.000	0.00	0.00	0.00	
8/5/15	MMkt - Bill Invest/Issue	-8,129,000.00	(8,129,000.00)	23	0.54	0.548	0.00	0.00	0.00	
8/28/15	MMkt - Bill Maturity	0.00	8,129,000.00	0	0.54	0.540	2,804.50	0.00	2,804.50	
1/1/16	Closing Balance	0.00	0.00	0	0.54	0.540	0.00	0.00	0.00	
							0.548	2,804.50	0.00	2,804.50
574559 - Commercial Paper	- Tran Type: COMM PAPER, Start: August 5, 2015, Maturity: September 4, 2015									
7/1/15	Opening Balance	0.00	0.00	0	0.00	0.000	0.00	0.00	0.00	
8/5/15	MMkt - Bill Invest/Issue	-11,134,000.00	(11,134,000.00)	30	0.65	0.660	0.00	0.00	0.00	
9/4/15	MMkt - Bill Maturity	0.00	11,134,000.00	0	0.65	0.650	6,030.91	0.00	6,030.91	
1/1/16	Closing Balance	0.00	0.00	0	0.65	0.650	0.00	0.00	0.00	
							0.660	6,030.91	0.00	6,030.91
574560 - Commercial Paper	- Tran Type: COMM PAPER, Start: August 5, 2015, Maturity: August 26, 2015									

Return on Investment - Detail - AST

Between: July 1, 2015 and January 1, 2016

Printed: July 1, 2016 1:05 pm

Cash Flow Date	Transaction Description	Orig Curr Balance	Local Currency Equivalent ()							
			Principal Movement	Days	Yield	Adj Yield	Premium/ (Discount)	Interest	Total Cost	
Arkansas State Treasury (Con't)										
Commercial Paper Disc Note Invest (Con't)										
574560 - Commercial Paper - Tran Type: COMM PAPER, Start: August 5, 2015, Maturity: August 26, 2015										
7/1/15	Opening Balance	0.00	0.00	0	0.00	0.000	0.00	0.00	0.00	0.00
8/5/15	MMkt - Bill Invest/Issue	-27,200,000.00	(27,200,000.00)	21	0.66	0.670	0.00	0.00	0.00	0.00
8/26/15	MMkt - Bill Maturity	0.00	27,200,000.00	0	0.66	0.660	10,472.00	0.00	0.00	10,472.00
1/1/16	Closing Balance	0.00	0.00	0	0.66	0.660	0.00	0.00	0.00	0.00
						0.670	10,472.00	0.00		10,472.00
574766 - Commercial Paper - Tran Type: COMM PAPER, Start: August 6, 2015, Maturity: August 10, 2015										
7/1/15	Opening Balance	0.00	0.00	0	0.00	0.000	0.00	0.00	0.00	0.00
8/6/15	MMkt - Bill Invest/Issue	-1,100,000.00	(1,100,000.00)	4	0.38	0.386	0.00	0.00	0.00	0.00
8/10/15	MMkt - Bill Maturity	0.00	1,100,000.00	0	0.38	0.380	46.44	0.00	0.00	46.44
1/1/16	Closing Balance	0.00	0.00	0	0.38	0.380	0.00	0.00	0.00	0.00
						0.386	46.44	0.00		46.44
574767 - Commercial Paper - Tran Type: COMM PAPER, Start: August 6, 2015, Maturity: August 7, 2015										
7/1/15	Opening Balance	0.00	0.00	0	0.00	0.000	0.00	0.00	0.00	0.00
8/6/15	MMkt - Bill Invest/Issue	-53,000,000.00	(53,000,000.00)	1	0.25	0.254	0.00	0.00	0.00	0.00
8/7/15	MMkt - Bill Maturity	0.00	53,000,000.00	0	0.25	0.250	368.05	0.00	0.00	368.05
1/1/16	Closing Balance	0.00	0.00	0	0.25	0.250	0.00	0.00	0.00	0.00
						0.254	368.05	0.00		368.05
574768 - Commercial Paper - Tran Type: COMM PAPER, Start: August 6, 2015, Maturity: August 7, 2015										
7/1/15	Opening Balance	0.00	0.00	0	0.00	0.000	0.00	0.00	0.00	0.00
8/6/15	MMkt - Bill Invest/Issue	-15,000,000.00	(15,000,000.00)	1	0.45	0.457	0.00	0.00	0.00	0.00
8/7/15	MMkt - Bill Maturity	0.00	15,000,000.00	0	0.45	0.450	187.50	0.00	0.00	187.50
1/1/16	Closing Balance	0.00	0.00	0	0.45	0.450	0.00	0.00	0.00	0.00
						0.457	187.50	0.00		187.50
574769 - Commercial Paper - Tran Type: COMM PAPER, Start: August 6, 2015, Maturity: August 7, 2015										
7/1/15	Opening Balance	0.00	0.00	0	0.00	0.000	0.00	0.00	0.00	0.00
8/6/15	MMkt - Bill Invest/Issue	-25,000,000.00	(25,000,000.00)	1	0.39	0.396	0.00	0.00	0.00	0.00
8/7/15	MMkt - Bill Maturity	0.00	25,000,000.00	0	0.39	0.390	270.83	0.00	0.00	270.83
1/1/16	Closing Balance	0.00	0.00	0	0.39	0.390	0.00	0.00	0.00	0.00
						0.396	270.83	0.00		270.83
574996 - Commercial Paper - Tran Type: COMM PAPER, Start: August 7, 2015, Maturity: August 10, 2015										
7/1/15	Opening Balance	0.00	0.00	0	0.00	0.000	0.00	0.00	0.00	0.00

Return on Investment - Detail - AST

Between: July 1, 2015 and January 1, 2016

Printed: July 1, 2016 1:05 pm

Cash Flow Date	Transaction Description	Orig Curr Balance	Local Currency Equivalent ()							
			Principal Movement	Days	Yield	Adj Yield	Premium/ (Discount)	Interest	Total Cost	
Arkansas State Treasury (Con't)										
Commercial Paper Disc Note Invest (Con't)										
574996 - Commercial Paper - Tran Type: COMM PAPER, Start: August 7, 2015, Maturity: August 10, 2015										
8/7/15	MMkt - Bill Invest/Issue	-24,000,000.00	(24,000,000.00)	3	0.35	0.355	0.00	0.00	0.00	0.00
8/10/15	MMkt - Bill Maturity	0.00	24,000,000.00	0	0.35	0.350	700.00	0.00	0.00	700.00
1/1/16	Closing Balance	0.00	0.00	0	0.35	0.350	0.00	0.00	0.00	0.00
							0.355	700.00	0.00	700.00
574997 - Commercial Paper - Tran Type: COMM PAPER, Start: August 7, 2015, Maturity: August 10, 2015										
7/1/15	Opening Balance	0.00	0.00	0	0.00	0.000	0.00	0.00	0.00	0.00
8/7/15	MMkt - Bill Invest/Issue	-33,932,000.00	(33,932,000.00)	3	0.35	0.355	0.00	0.00	0.00	0.00
8/10/15	MMkt - Bill Maturity	0.00	33,932,000.00	0	0.35	0.350	989.68	0.00	0.00	989.68
1/1/16	Closing Balance	0.00	0.00	0	0.35	0.350	0.00	0.00	0.00	0.00
							0.355	989.68	0.00	989.68
575206 - Commercial Paper - Tran Type: COMM PAPER, Start: August 10, 2015, Maturity: August 28, 2015										
7/1/15	Opening Balance	0.00	0.00	0	0.00	0.000	0.00	0.00	0.00	0.00
8/10/15	MMkt - Bill Invest/Issue	-41,000,000.00	(41,000,000.00)	18	0.67	0.681	0.00	0.00	0.00	0.00
8/28/15	MMkt - Bill Maturity	0.00	41,000,000.00	0	0.67	0.670	13,735.01	0.00	0.00	13,735.01
1/1/16	Closing Balance	0.00	0.00	0	0.67	0.670	0.00	0.00	0.00	0.00
							0.681	13,735.01	0.00	13,735.01
575207 - Commercial Paper - Tran Type: COMM PAPER, Start: August 10, 2015, Maturity: September 9, 2015										
7/1/15	Opening Balance	0.00	0.00	0	0.00	0.000	0.00	0.00	0.00	0.00
8/10/15	MMkt - Bill Invest/Issue	-25,000,000.00	(25,000,000.00)	30	0.67	0.681	0.00	0.00	0.00	0.00
9/9/15	MMkt - Bill Maturity	0.00	25,000,000.00	0	0.67	0.670	13,958.33	0.00	0.00	13,958.33
1/1/16	Closing Balance	0.00	0.00	0	0.67	0.670	0.00	0.00	0.00	0.00
							0.681	13,958.33	0.00	13,958.33
575525 - Commercial Paper - Tran Type: COMM PAPER, Start: August 12, 2015, Maturity: August 28, 2015										
7/1/15	Opening Balance	0.00	0.00	0	0.00	0.000	0.00	0.00	0.00	0.00
8/12/15	MMkt - Bill Invest/Issue	-15,000,000.00	(15,000,000.00)	16	0.65	0.660	0.00	0.00	0.00	0.00
8/28/15	MMkt - Bill Maturity	0.00	15,000,000.00	0	0.65	0.650	4,333.33	0.00	0.00	4,333.33
1/1/16	Closing Balance	0.00	0.00	0	0.65	0.650	0.00	0.00	0.00	0.00
							0.660	4,333.33	0.00	4,333.33
575697 - Commercial Paper - Tran Type: COMM PAPER, Start: August 13, 2015, Maturity: September 11, 2015										
7/1/15	Opening Balance	0.00	0.00	0	0.00	0.000	0.00	0.00	0.00	0.00
8/13/15	MMkt - Bill Invest/Issue	-47,000,000.00	(47,000,000.00)	29	0.54	0.548	0.00	0.00	0.00	0.00

Return on Investment - Detail - AST

Between: July 1, 2015 and January 1, 2016

Printed: July 1, 2016 1:05 pm

Cash Flow Date	Transaction Description	Orig Curr Balance	Local Currency Equivalent ()							
			Principal Movement	Days	Yield	Adj Yield	Premium/ (Discount)	Interest	Total Cost	
Arkansas State Treasury (Con't)										
Commercial Paper Disc Note Invest (Con't)										
575697 - Commercial Paper - Tran Type: COMM PAPER, Start: August 13, 2015, Maturity: September 11, 2015										
9/11/15	MMkt - Bill Maturity	0.00	47,000,000.00	0	0.54	0.540	20,445.00	0.00	20,445.00	
1/1/16	Closing Balance	0.00	0.00	0	0.54	0.540	0.00	0.00	0.00	
						0.548	20,445.00	0.00	20,445.00	
575698 - Commercial Paper - Tran Type: COMM PAPER, Start: August 13, 2015, Maturity: September 4, 2015										
7/1/15	Opening Balance	0.00	0.00	0	0.00	0.000	0.00	0.00	0.00	
8/13/15	MMkt - Bill Invest/Issue	-30,000,000.00	(30,000,000.00)	22	0.67	0.681	0.00	0.00	0.00	
9/4/15	MMkt - Bill Maturity	0.00	30,000,000.00	0	0.67	0.670	12,283.33	0.00	12,283.33	
1/1/16	Closing Balance	0.00	0.00	0	0.67	0.670	0.00	0.00	0.00	
						0.681	12,283.33	0.00	12,283.33	
575699 - Commercial Paper - Tran Type: COMM PAPER, Start: August 13, 2015, Maturity: August 24, 2015										
7/1/15	Opening Balance	0.00	0.00	0	0.00	0.000	0.00	0.00	0.00	
8/13/15	MMkt - Bill Invest/Issue	-12,550,000.00	(12,550,000.00)	11	0.52	0.528	0.00	0.00	0.00	
8/24/15	MMkt - Bill Maturity	0.00	12,550,000.00	0	0.52	0.520	1,994.06	0.00	1,994.06	
1/1/16	Closing Balance	0.00	0.00	0	0.52	0.520	0.00	0.00	0.00	
						0.528	1,994.06	0.00	1,994.06	
575700 - Commercial Paper - Tran Type: COMM PAPER, Start: August 13, 2015, Maturity: August 28, 2015										
7/1/15	Opening Balance	0.00	0.00	0	0.00	0.000	0.00	0.00	0.00	
8/13/15	MMkt - Bill Invest/Issue	-20,000,000.00	(20,000,000.00)	15	0.48	0.487	0.00	0.00	0.00	
8/28/15	MMkt - Bill Maturity	0.00	20,000,000.00	0	0.48	0.480	4,000.00	0.00	4,000.00	
1/1/16	Closing Balance	0.00	0.00	0	0.48	0.480	0.00	0.00	0.00	
						0.487	4,000.00	0.00	4,000.00	
575701 - Commercial Paper - Tran Type: COMM PAPER, Start: August 13, 2015, Maturity: September 10, 2015										
7/1/15	Opening Balance	0.00	0.00	0	0.00	0.000	0.00	0.00	0.00	
8/13/15	MMkt - Bill Invest/Issue	-34,992,000.00	(34,992,000.00)	28	0.65	0.660	0.00	0.00	0.00	
9/10/15	MMkt - Bill Maturity	0.00	34,992,000.00	0	0.65	0.650	17,690.41	0.00	17,690.41	
1/1/16	Closing Balance	0.00	0.00	0	0.65	0.650	0.00	0.00	0.00	
						0.660	17,690.41	0.00	17,690.41	
575702 - Commercial Paper - Tran Type: COMM PAPER, Start: August 13, 2015, Maturity: August 14, 2015										
7/1/15	Opening Balance	0.00	0.00	0	0.00	0.000	0.00	0.00	0.00	
8/13/15	MMkt - Bill Invest/Issue	-50,000,000.00	(50,000,000.00)	1	0.40	0.406	0.00	0.00	0.00	
8/14/15	MMkt - Bill Maturity	0.00	50,000,000.00	0	0.40	0.400	555.55	0.00	555.55	

Return on Investment - Detail - AST

Between: July 1, 2015 and January 1, 2016

Printed: July 1, 2016 1:05 pm

Cash Flow Date	Transaction Description	Orig Curr Balance	Local Currency Equivalent ()						
			Principal Movement	Days	Yield	Adj Yield	Premium/ (Discount)	Interest	Total Cost
Arkansas State Treasury (Con't)									
Commercial Paper Disc Note Invest (Con't)									
575702 - Commercial Paper - Tran Type: COMM PAPER, Start: August 13, 2015, Maturity: August 14, 2015									
1/1/16	Closing Balance	0.00	0.00	0	0.40	0.400	0.00	0.00	0.00
			0.406			555.55	0.00	555.55	
575703 - Commercial Paper - Tran Type: COMM PAPER, Start: August 13, 2015, Maturity: August 14, 2015									
7/1/15	Opening Balance	0.00	0.00	0	0.00	0.000	0.00	0.00	0.00
8/13/15	MMkt - Bill Invest/Issue	-42,900,000.00	(42,900,000.00)	1	0.40	0.406	0.00	0.00	0.00
8/14/15	MMkt - Bill Maturity	0.00	42,900,000.00	0	0.40	0.400	476.67	0.00	476.67
1/1/16	Closing Balance	0.00	0.00	0	0.40	0.400	0.00	0.00	0.00
			0.406			476.67	0.00	476.67	
575891 - Commercial Paper - Tran Type: COMM PAPER, Start: August 14, 2015, Maturity: August 17, 2015									
7/1/15	Opening Balance	0.00	0.00	0	0.00	0.000	0.00	0.00	0.00
8/14/15	MMkt - Bill Invest/Issue	-44,000,000.00	(44,000,000.00)	3	0.43	0.436	0.00	0.00	0.00
8/17/15	MMkt - Bill Maturity	0.00	44,000,000.00	0	0.43	0.430	1,576.67	0.00	1,576.67
1/1/16	Closing Balance	0.00	0.00	0	0.43	0.430	0.00	0.00	0.00
			0.436			1,576.67	0.00	1,576.67	
575892 - Commercial Paper - Tran Type: COMM PAPER, Start: August 14, 2015, Maturity: September 14, 2015									
7/1/15	Opening Balance	0.00	0.00	0	0.00	0.000	0.00	0.00	0.00
8/14/15	MMkt - Bill Invest/Issue	-50,000,000.00	(50,000,000.00)	31	0.65	0.660	0.00	0.00	0.00
9/14/15	MMkt - Bill Maturity	0.00	50,000,000.00	0	0.65	0.650	27,986.11	0.00	27,986.11
1/1/16	Closing Balance	0.00	0.00	0	0.65	0.650	0.00	0.00	0.00
			0.660			27,986.11	0.00	27,986.11	
575893 - Commercial Paper - Tran Type: COMM PAPER, Start: August 14, 2015, Maturity: August 25, 2015									
7/1/15	Opening Balance	0.00	0.00	0	0.00	0.000	0.00	0.00	0.00
8/14/15	MMkt - Bill Invest/Issue	-23,000,000.00	(23,000,000.00)	11	0.57	0.579	0.00	0.00	0.00
8/25/15	MMkt - Bill Maturity	0.00	23,000,000.00	0	0.57	0.570	4,005.83	0.00	4,005.83
1/1/16	Closing Balance	0.00	0.00	0	0.57	0.570	0.00	0.00	0.00
			0.579			4,005.83	0.00	4,005.83	
576133 - Commercial Paper - Tran Type: COMM PAPER, Start: August 17, 2015, Maturity: August 18, 2015									
7/1/15	Opening Balance	0.00	0.00	0	0.00	0.000	0.00	0.00	0.00
8/17/15	MMkt - Bill Invest/Issue	-20,000,000.00	(20,000,000.00)	1	0.38	0.386	0.00	0.00	0.00
8/18/15	MMkt - Bill Maturity	0.00	20,000,000.00	0	0.38	0.380	211.11	0.00	211.11
1/1/16	Closing Balance	0.00	0.00	0	0.38	0.380	0.00	0.00	0.00

Return on Investment - Detail - AST

Between: July 1, 2015 and January 1, 2016

Printed: July 1, 2016 1:05 pm

Cash Flow Date	Transaction Description	Orig Curr Balance	Local Currency Equivalent ()							
			Principal Movement	Days	Yield	Adj Yield	Premium/ (Discount)	Interest	Total Cost	
Arkansas State Treasury (Con't)										
Commercial Paper Disc Note Invest (Con't)										
576134 - Commercial Paper - Tran Type: COMM PAPER, Start: August 17, 2015, Maturity: August 20, 2015							0.386	211.11	0.00	211.11
7/1/15	Opening Balance	0.00	0.00	0	0.00	0.000	0.00	0.00	0.00	0.00
8/17/15	MMkt - Bill Invest/Issue	-11,329,000.00	(11,329,000.00)	3	0.43	0.436	0.00	0.00	0.00	0.00
8/20/15	MMkt - Bill Maturity	0.00	11,329,000.00	0	0.43	0.430	405.96	0.00	0.00	405.96
1/1/16	Closing Balance	0.00	0.00	0	0.43	0.430	0.00	0.00	0.00	0.00
							0.436	405.96	0.00	405.96
576135 - Commercial Paper - Tran Type: COMM PAPER, Start: August 17, 2015, Maturity: August 20, 2015										
7/1/15	Opening Balance	0.00	0.00	0	0.00	0.000	0.00	0.00	0.00	0.00
8/17/15	MMkt - Bill Invest/Issue	-24,909,000.00	(24,909,000.00)	3	0.43	0.436	0.00	0.00	0.00	0.00
8/20/15	MMkt - Bill Maturity	0.00	24,909,000.00	0	0.43	0.430	892.57	0.00	0.00	892.57
1/1/16	Closing Balance	0.00	0.00	0	0.43	0.430	0.00	0.00	0.00	0.00
							0.436	892.57	0.00	892.57
576138 - Commercial Paper - Tran Type: COMM PAPER, Start: August 17, 2015, Maturity: August 28, 2015										
7/1/15	Opening Balance	0.00	0.00	0	0.00	0.000	0.00	0.00	0.00	0.00
8/17/15	MMkt - Bill Invest/Issue	-25,000,000.00	(25,000,000.00)	11	0.56	0.569	0.00	0.00	0.00	0.00
8/28/15	MMkt - Bill Maturity	0.00	25,000,000.00	0	0.56	0.560	4,277.78	0.00	0.00	4,277.78
1/1/16	Closing Balance	0.00	0.00	0	0.56	0.560	0.00	0.00	0.00	0.00
							0.569	4,277.78	0.00	4,277.78
576139 - Commercial Paper - Tran Type: COMM PAPER, Start: August 17, 2015, Maturity: August 18, 2015										
7/1/15	Opening Balance	0.00	0.00	0	0.00	0.000	0.00	0.00	0.00	0.00
8/17/15	MMkt - Bill Invest/Issue	-46,283,000.00	(46,283,000.00)	1	0.45	0.457	0.00	0.00	0.00	0.00
8/18/15	MMkt - Bill Maturity	0.00	46,283,000.00	0	0.45	0.450	578.54	0.00	0.00	578.54
1/1/16	Closing Balance	0.00	0.00	0	0.45	0.450	0.00	0.00	0.00	0.00
							0.457	578.54	0.00	578.54
576140 - Commercial Paper - Tran Type: COMM PAPER, Start: August 17, 2015, Maturity: August 28, 2015										
7/1/15	Opening Balance	0.00	0.00	0	0.00	0.000	0.00	0.00	0.00	0.00
8/17/15	MMkt - Bill Invest/Issue	-10,000,000.00	(10,000,000.00)	11	0.56	0.569	0.00	0.00	0.00	0.00
8/28/15	MMkt - Bill Maturity	0.00	10,000,000.00	0	0.56	0.560	1,711.11	0.00	0.00	1,711.11
1/1/16	Closing Balance	0.00	0.00	0	0.56	0.560	0.00	0.00	0.00	0.00
							0.569	1,711.11	0.00	1,711.11
576141 - Commercial Paper - Tran Type: COMM PAPER, Start: August 17, 2015, Maturity: September 18, 2015										

Return on Investment - Detail - AST

Between: July 1, 2015 and January 1, 2016

Printed: July 1, 2016 1:05 pm

Cash Flow Date	Transaction Description	Orig Curr Balance	Local Currency Equivalent ()						
			Principal Movement	Days	Yield	Adj Yield	Premium/ (Discount)	Interest	Total Cost
Arkansas State Treasury (Con't)									
Commercial Paper Disc Note Invest (Con't)									
576141 - Commercial Paper - Tran Type: COMM PAPER, Start: August 17, 2015, Maturity: September 18, 2015									
7/1/15	Opening Balance	0.00	0.00	0	0.00	0.000	0.00	0.00	0.00
8/17/15	MMkt - Bill Invest/Issue	-25,000,000.00	(25,000,000.00)	32	0.67	0.681	0.00	0.00	0.00
9/18/15	MMkt - Bill Maturity	0.00	25,000,000.00	0	0.67	0.670	14,888.88	0.00	14,888.88
1/1/16	Closing Balance	0.00	0.00	0	0.67	0.670	0.00	0.00	0.00
						0.681	14,888.88	0.00	14,888.88
576142 - Commercial Paper - Tran Type: COMM PAPER, Start: August 17, 2015, Maturity: September 11, 2015									
7/1/15	Opening Balance	0.00	0.00	0	0.00	0.000	0.00	0.00	0.00
8/17/15	MMkt - Bill Invest/Issue	-9,892,000.00	(9,892,000.00)	25	0.61	0.620	0.00	0.00	0.00
9/11/15	MMkt - Bill Maturity	0.00	9,892,000.00	0	0.61	0.610	4,190.36	0.00	4,190.36
1/1/16	Closing Balance	0.00	0.00	0	0.61	0.610	0.00	0.00	0.00
						0.620	4,190.36	0.00	4,190.36
576143 - Commercial Paper - Tran Type: COMM PAPER, Start: August 17, 2015, Maturity: September 4, 2015									
7/1/15	Opening Balance	0.00	0.00	0	0.00	0.000	0.00	0.00	0.00
8/17/15	MMkt - Bill Invest/Issue	-15,000,000.00	(15,000,000.00)	18	0.68	0.691	0.00	0.00	0.00
9/4/15	MMkt - Bill Maturity	0.00	15,000,000.00	0	0.68	0.680	5,100.00	0.00	5,100.00
1/1/16	Closing Balance	0.00	0.00	0	0.68	0.680	0.00	0.00	0.00
						0.691	5,100.00	0.00	5,100.00
576311 - Commercial Paper - Tran Type: COMM PAPER, Start: August 18, 2015, Maturity: September 16, 2015									
7/1/15	Opening Balance	0.00	0.00	0	0.00	0.000	0.00	0.00	0.00
8/18/15	MMkt - Bill Invest/Issue	-10,000,000.00	(10,000,000.00)	29	0.65	0.660	0.00	0.00	0.00
9/16/15	MMkt - Bill Maturity	0.00	10,000,000.00	0	0.65	0.650	5,236.11	0.00	5,236.11
1/1/16	Closing Balance	0.00	0.00	0	0.65	0.650	0.00	0.00	0.00
						0.660	5,236.11	0.00	5,236.11
576313 - Commercial Paper - Tran Type: COMM PAPER, Start: August 18, 2015, Maturity: September 21, 2015									
7/1/15	Opening Balance	0.00	0.00	0	0.00	0.000	0.00	0.00	0.00
8/18/15	MMkt - Bill Invest/Issue	-20,000,000.00	(20,000,000.00)	34	0.68	0.691	0.00	0.00	0.00
9/21/15	MMkt - Bill Maturity	0.00	20,000,000.00	0	0.68	0.680	12,844.44	0.00	12,844.44
1/1/16	Closing Balance	0.00	0.00	0	0.68	0.680	0.00	0.00	0.00
						0.691	12,844.44	0.00	12,844.44
576314 - Commercial Paper - Tran Type: COMM PAPER, Start: August 18, 2015, Maturity: August 28, 2015									
7/1/15	Opening Balance	0.00	0.00	0	0.00	0.000	0.00	0.00	0.00

Return on Investment - Detail - AST

Between: July 1, 2015 and January 1, 2016

Printed: July 1, 2016 1:05 pm

Cash Flow Date	Transaction Description	Orig Curr Balance	Local Currency Equivalent ()							
			Principal Movement	Days	Yield	Adj Yield	Premium/ (Discount)	Interest	Total Cost	
Arkansas State Treasury (Con't)										
Commercial Paper Disc Note Invest (Con't)										
576314 - Commercial Paper - Tran Type: COMM PAPER, Start: August 18, 2015, Maturity: August 28, 2015										
8/18/15	MMkt - Bill Invest/Issue	-15,000,000.00	(15,000,000.00)	10	0.65	0.660	0.00	0.00	0.00	0.00
8/28/15	MMkt - Bill Maturity	0.00	15,000,000.00	0	0.65	0.650	2,708.33	0.00	0.00	2,708.33
1/1/16	Closing Balance	0.00	0.00	0	0.65	0.650	0.00	0.00	0.00	0.00
						0.660	2,708.33	0.00	0.00	2,708.33
576315 - Commercial Paper - Tran Type: COMM PAPER, Start: August 18, 2015, Maturity: September 18, 2015										
7/1/15	Opening Balance	0.00	0.00	0	0.00	0.000	0.00	0.00	0.00	0.00
8/18/15	MMkt - Bill Invest/Issue	-100,000,000.00	(100,000,000.00)	31	0.50	0.508	0.00	0.00	0.00	0.00
9/18/15	MMkt - Bill Maturity	0.00	100,000,000.00	0	0.50	0.500	43,055.52	0.00	0.00	43,055.52
1/1/16	Closing Balance	0.00	0.00	0	0.50	0.500	0.00	0.00	0.00	0.00
						0.508	43,055.52	0.00	0.00	43,055.52
576316 - Commercial Paper - Tran Type: COMM PAPER, Start: August 18, 2015, Maturity: September 17, 2015										
7/1/15	Opening Balance	0.00	0.00	0	0.00	0.000	0.00	0.00	0.00	0.00
8/18/15	MMkt - Bill Invest/Issue	-7,631,000.00	(7,631,000.00)	30	0.56	0.569	0.00	0.00	0.00	0.00
9/17/15	MMkt - Bill Maturity	0.00	7,631,000.00	0	0.56	0.560	3,561.13	0.00	0.00	3,561.13
1/1/16	Closing Balance	0.00	0.00	0	0.56	0.560	0.00	0.00	0.00	0.00
						0.569	3,561.13	0.00	0.00	3,561.13
576317 - Commercial Paper - Tran Type: COMM PAPER, Start: August 18, 2015, Maturity: September 10, 2015										
7/1/15	Opening Balance	0.00	0.00	0	0.00	0.000	0.00	0.00	0.00	0.00
8/18/15	MMkt - Bill Invest/Issue	-8,998,000.00	(8,998,000.00)	23	0.57	0.579	0.00	0.00	0.00	0.00
9/10/15	MMkt - Bill Maturity	0.00	8,998,000.00	0	0.57	0.570	3,276.77	0.00	0.00	3,276.77
1/1/16	Closing Balance	0.00	0.00	0	0.57	0.570	0.00	0.00	0.00	0.00
						0.579	3,276.77	0.00	0.00	3,276.77
576318 - Commercial Paper - Tran Type: COMM PAPER, Start: August 18, 2015, Maturity: September 18, 2015										
7/1/15	Opening Balance	0.00	0.00	0	0.00	0.000	0.00	0.00	0.00	0.00
8/18/15	MMkt - Bill Invest/Issue	-69,034,000.00	(69,034,000.00)	31	0.54	0.548	0.00	0.00	0.00	0.00
9/18/15	MMkt - Bill Maturity	0.00	69,034,000.00	0	0.54	0.540	32,100.74	0.00	0.00	32,100.74
1/1/16	Closing Balance	0.00	0.00	0	0.54	0.540	0.00	0.00	0.00	0.00
						0.548	32,100.74	0.00	0.00	32,100.74
576480 - Commercial Paper - Tran Type: COMM PAPER, Start: August 19, 2015, Maturity: August 31, 2015										
7/1/15	Opening Balance	0.00	0.00	0	0.00	0.000	0.00	0.00	0.00	0.00
8/19/15	MMkt - Bill Invest/Issue	-32,000,000.00	(32,000,000.00)	12	0.65	0.660	0.00	0.00	0.00	0.00

Return on Investment - Detail - AST

Between: July 1, 2015 and January 1, 2016

Printed: July 1, 2016 1:05 pm

Cash Flow Date	Transaction Description	Orig Curr Balance	Local Currency Equivalent ()							
			Principal Movement	Days	Yield	Adj Yield	Premium/ (Discount)	Interest	Total Cost	
Arkansas State Treasury (Con't)										
Commercial Paper Disc Note Invest (Con't)										
576480 - Commercial Paper - Tran Type: COMM PAPER, Start: August 19, 2015, Maturity: August 31, 2015										
8/31/15	MMkt - Bill Maturity	0.00	32,000,000.00	0	0.65	0.650	6,933.33	0.00	6,933.33	
1/1/16	Closing Balance	0.00	0.00	0	0.65	0.650	0.00	0.00	0.00	
						0.660	6,933.33	0.00	6,933.33	
576721 - Commercial Paper - Tran Type: COMM PAPER, Start: August 20, 2015, Maturity: August 27, 2015										
7/1/15	Opening Balance	0.00	0.00	0	0.00	0.000	0.00	0.00	0.00	
8/20/15	MMkt - Bill Invest/Issue	-8,300,000.00	(8,300,000.00)	7	0.42	0.426	0.00	0.00	0.00	
8/27/15	MMkt - Bill Maturity	0.00	8,300,000.00	0	0.42	0.420	677.83	0.00	677.83	
1/1/16	Closing Balance	0.00	0.00	0	0.42	0.420	0.00	0.00	0.00	
						0.426	677.83	0.00	677.83	
576722 - Commercial Paper - Tran Type: COMM PAPER, Start: August 20, 2015, Maturity: August 24, 2015										
7/1/15	Opening Balance	0.00	0.00	0	0.00	0.000	0.00	0.00	0.00	
8/20/15	MMkt - Bill Invest/Issue	-12,750,000.00	(12,750,000.00)	4	0.40	0.406	0.00	0.00	0.00	
8/24/15	MMkt - Bill Maturity	0.00	12,750,000.00	0	0.40	0.400	566.67	0.00	566.67	
1/1/16	Closing Balance	0.00	0.00	0	0.40	0.400	0.00	0.00	0.00	
						0.406	566.67	0.00	566.67	
576723 - Commercial Paper - Tran Type: COMM PAPER, Start: August 20, 2015, Maturity: August 26, 2015										
7/1/15	Opening Balance	0.00	0.00	0	0.00	0.000	0.00	0.00	0.00	
8/20/15	MMkt - Bill Invest/Issue	-30,975,000.00	(30,975,000.00)	6	0.42	0.426	0.00	0.00	0.00	
8/26/15	MMkt - Bill Maturity	0.00	30,975,000.00	0	0.42	0.420	2,168.25	0.00	2,168.25	
1/1/16	Closing Balance	0.00	0.00	0	0.42	0.420	0.00	0.00	0.00	
						0.426	2,168.25	0.00	2,168.25	
576724 - Commercial Paper - Tran Type: COMM PAPER, Start: August 20, 2015, Maturity: August 21, 2015										
7/1/15	Opening Balance	0.00	0.00	0	0.00	0.000	0.00	0.00	0.00	
8/20/15	MMkt - Bill Invest/Issue	-33,850,000.00	(33,850,000.00)	1	0.40	0.406	0.00	0.00	0.00	
8/21/15	MMkt - Bill Maturity	0.00	33,850,000.00	0	0.40	0.400	376.11	0.00	376.11	
1/1/16	Closing Balance	0.00	0.00	0	0.40	0.400	0.00	0.00	0.00	
						0.406	376.11	0.00	376.11	
576725 - Commercial Paper - Tran Type: COMM PAPER, Start: August 20, 2015, Maturity: August 21, 2015										
7/1/15	Opening Balance	0.00	0.00	0	0.00	0.000	0.00	0.00	0.00	
8/20/15	MMkt - Bill Invest/Issue	-29,000,000.00	(29,000,000.00)	1	0.40	0.406	0.00	0.00	0.00	
8/21/15	MMkt - Bill Maturity	0.00	29,000,000.00	0	0.40	0.400	322.22	0.00	322.22	

Return on Investment - Detail - AST

Between: July 1, 2015 and January 1, 2016

Printed: July 1, 2016 1:05 pm

Cash Flow Date	Transaction Description	Orig Curr Balance	Local Currency Equivalent ()						
			Principal Movement	Days	Yield	Adj Yield	Premium/ (Discount)	Interest	Total Cost
Arkansas State Treasury (Con't)									
Commercial Paper Disc Note Invest (Con't)									
576725 - Commercial Paper - Tran Type: COMM PAPER, Start: August 20, 2015, Maturity: August 21, 2015									
1/1/16	Closing Balance	0.00	0.00	0	0.40	0.400	0.00	0.00	0.00
			0.406			322.22	0.00	322.22	
576941 - Commercial Paper - Tran Type: COMM PAPER, Start: August 21, 2015, Maturity: August 24, 2015									
7/1/15	Opening Balance	0.00	0.00	0	0.00	0.000	0.00	0.00	0.00
8/21/15	MMkt - Bill Invest/Issue	-28,500,000.00	(28,500,000.00)	3	0.40	0.406	0.00	0.00	0.00
8/24/15	MMkt - Bill Maturity	0.00	28,500,000.00	0	0.40	0.400	950.00	0.00	950.00
1/1/16	Closing Balance	0.00	0.00	0	0.40	0.400	0.00	0.00	0.00
			0.406			950.00	0.00	950.00	
576942 - Commercial Paper - Tran Type: COMM PAPER, Start: August 21, 2015, Maturity: August 24, 2015									
7/1/15	Opening Balance	0.00	0.00	0	0.00	0.000	0.00	0.00	0.00
8/21/15	MMkt - Bill Invest/Issue	-4,500,000.00	(4,500,000.00)	3	0.37	0.375	0.00	0.00	0.00
8/24/15	MMkt - Bill Maturity	0.00	4,500,000.00	0	0.37	0.370	138.75	0.00	138.75
1/1/16	Closing Balance	0.00	0.00	0	0.37	0.370	0.00	0.00	0.00
			0.375			138.75	0.00	138.75	
576943 - Commercial Paper - Tran Type: COMM PAPER, Start: August 21, 2015, Maturity: August 24, 2015									
7/1/15	Opening Balance	0.00	0.00	0	0.00	0.000	0.00	0.00	0.00
8/21/15	MMkt - Bill Invest/Issue	-35,000,000.00	(35,000,000.00)	3	0.40	0.406	0.00	0.00	0.00
8/24/15	MMkt - Bill Maturity	0.00	35,000,000.00	0	0.40	0.400	1,166.67	0.00	1,166.67
1/1/16	Closing Balance	0.00	0.00	0	0.40	0.400	0.00	0.00	0.00
			0.406			1,166.67	0.00	1,166.67	
576944 - Commercial Paper - Tran Type: COMM PAPER, Start: August 21, 2015, Maturity: September 18, 2015									
7/1/15	Opening Balance	0.00	0.00	0	0.00	0.000	0.00	0.00	0.00
8/21/15	MMkt - Bill Invest/Issue	-72,000,000.00	(72,000,000.00)	28	0.55	0.559	0.00	0.00	0.00
9/18/15	MMkt - Bill Maturity	0.00	72,000,000.00	0	0.55	0.550	30,799.98	0.00	30,799.98
1/1/16	Closing Balance	0.00	0.00	0	0.55	0.550	0.00	0.00	0.00
			0.559			30,799.98	0.00	30,799.98	
576945 - Commercial Paper - Tran Type: COMM PAPER, Start: August 21, 2015, Maturity: August 28, 2015									
7/1/15	Opening Balance	0.00	0.00	0	0.00	0.000	0.00	0.00	0.00
8/21/15	MMkt - Bill Invest/Issue	-29,000,000.00	(29,000,000.00)	7	0.45	0.457	0.00	0.00	0.00
8/28/15	MMkt - Bill Maturity	0.00	29,000,000.00	0	0.45	0.450	2,537.50	0.00	2,537.50
1/1/16	Closing Balance	0.00	0.00	0	0.45	0.450	0.00	0.00	0.00

Return on Investment - Detail - AST

Between: July 1, 2015 and January 1, 2016

Printed: July 1, 2016 1:05 pm

Cash Flow Date	Transaction Description	Orig Curr Balance	Local Currency Equivalent ()							
			Principal Movement	Days	Yield	Adj Yield	Premium/ (Discount)	Interest	Total Cost	
Arkansas State Treasury (Con't)										
Commercial Paper Disc Note Invest (Con't)										
576946 - Commercial Paper - Tran Type: COMM PAPER, Start: August 21, 2015, Maturity: September 18, 2015										
7/1/15	Opening Balance	0.00	0.00	0	0.00	0.000	0.00	0.00	0.00	
8/21/15	MMkt - Bill Invest/Issue	-50,000,000.00	(50,000,000.00)	28	0.62	0.630	0.00	0.00	0.00	
9/18/15	MMkt - Bill Maturity	0.00	50,000,000.00	0	0.62	0.620	24,111.15	0.00	24,111.15	
1/1/16	Closing Balance	0.00	0.00	0	0.62	0.620	0.00	0.00	0.00	
							0.457	2,537.50	0.00	2,537.50
576947 - Commercial Paper - Tran Type: COMM PAPER, Start: August 21, 2015, Maturity: September 25, 2015										
7/1/15	Opening Balance	0.00	0.00	0	0.00	0.000	0.00	0.00	0.00	
8/21/15	MMkt - Bill Invest/Issue	-25,000,000.00	(25,000,000.00)	35	0.65	0.660	0.00	0.00	0.00	
9/25/15	MMkt - Bill Maturity	0.00	25,000,000.00	0	0.65	0.650	15,798.61	0.00	15,798.61	
1/1/16	Closing Balance	0.00	0.00	0	0.65	0.650	0.00	0.00	0.00	
							0.630	24,111.15	0.00	24,111.15
577152 - Commercial Paper - Tran Type: COMM PAPER, Start: August 24, 2015, Maturity: August 25, 2015										
7/1/15	Opening Balance	0.00	0.00	0	0.00	0.000	0.00	0.00	0.00	
8/24/15	MMkt - Bill Invest/Issue	-40,000,000.00	(40,000,000.00)	1	0.17	0.172	0.00	0.00	0.00	
8/25/15	MMkt - Bill Maturity	0.00	40,000,000.00	0	0.17	0.170	188.89	0.00	188.89	
1/1/16	Closing Balance	0.00	0.00	0	0.17	0.170	0.00	0.00	0.00	
							0.660	15,798.61	0.00	15,798.61
577153 - Commercial Paper - Tran Type: COMM PAPER, Start: August 24, 2015, Maturity: August 25, 2015										
7/1/15	Opening Balance	0.00	0.00	0	0.00	0.000	0.00	0.00	0.00	
8/24/15	MMkt - Bill Invest/Issue	-80,150,000.00	(80,150,000.00)	1	0.35	0.355	0.00	0.00	0.00	
8/25/15	MMkt - Bill Maturity	0.00	80,150,000.00	0	0.35	0.350	779.24	0.00	779.24	
1/1/16	Closing Balance	0.00	0.00	0	0.35	0.350	0.00	0.00	0.00	
							0.172	188.89	0.00	188.89
577155 - Commercial Paper - Tran Type: COMM PAPER, Start: August 24, 2015, Maturity: August 25, 2015										
7/1/15	Opening Balance	0.00	0.00	0	0.00	0.000	0.00	0.00	0.00	
8/24/15	MMkt - Bill Invest/Issue	-17,290,000.00	(17,290,000.00)	1	0.38	0.386	0.00	0.00	0.00	
8/25/15	MMkt - Bill Maturity	0.00	17,290,000.00	0	0.38	0.380	182.51	0.00	182.51	
1/1/16	Closing Balance	0.00	0.00	0	0.38	0.380	0.00	0.00	0.00	
							0.355	779.24	0.00	779.24
577156 - Commercial Paper - Tran Type: COMM PAPER, Start: August 24, 2015, Maturity: August 25, 2015										
							0.386	182.51	0.00	182.51

Return on Investment - Detail - AST

Between: July 1, 2015 and January 1, 2016

Printed: July 1, 2016 1:05 pm

Cash Flow Date	Transaction Description	Orig Curr Balance	Local Currency Equivalent ()							
			Principal Movement	Days	Yield	Adj Yield	Premium/ (Discount)	Interest	Total Cost	
Arkansas State Treasury (Con't)										
Commercial Paper Disc Note Invest (Con't)										
577156 - Commercial Paper - Tran Type: COMM PAPER, Start: August 24, 2015, Maturity: August 25, 2015										
7/1/15	Opening Balance	0.00	0.00	0	0.00	0.000	0.00	0.00	0.00	0.00
8/24/15	MMkt - Bill Invest/Issue	-17,000,000.00	(17,000,000.00)	1	0.35	0.355	0.00	0.00	0.00	0.00
8/25/15	MMkt - Bill Maturity	0.00	17,000,000.00	0	0.35	0.350	165.28	0.00	0.00	165.28
1/1/16	Closing Balance	0.00	0.00	0	0.35	0.350	0.00	0.00	0.00	0.00
						0.355	165.28	0.00		165.28
577157 - Commercial Paper - Tran Type: COMM PAPER, Start: August 24, 2015, Maturity: August 25, 2015										
7/1/15	Opening Balance	0.00	0.00	0	0.00	0.000	0.00	0.00	0.00	0.00
8/24/15	MMkt - Bill Invest/Issue	-29,000,000.00	(29,000,000.00)	1	0.14	0.142	0.00	0.00	0.00	0.00
8/25/15	MMkt - Bill Maturity	0.00	29,000,000.00	0	0.14	0.140	112.78	0.00	0.00	112.78
1/1/16	Closing Balance	0.00	0.00	0	0.14	0.140	0.00	0.00	0.00	0.00
						0.142	112.78	0.00		112.78
577158 - Commercial Paper - Tran Type: COMM PAPER, Start: August 24, 2015, Maturity: August 25, 2015										
7/1/15	Opening Balance	0.00	0.00	0	0.00	0.000	0.00	0.00	0.00	0.00
8/24/15	MMkt - Bill Invest/Issue	-35,000,000.00	(35,000,000.00)	1	0.40	0.406	0.00	0.00	0.00	0.00
8/25/15	MMkt - Bill Maturity	0.00	35,000,000.00	0	0.40	0.400	388.89	0.00	0.00	388.89
1/1/16	Closing Balance	0.00	0.00	0	0.40	0.400	0.00	0.00	0.00	0.00
						0.406	388.89	0.00		388.89
577343 - Commercial Paper - Tran Type: COMM PAPER, Start: August 25, 2015, Maturity: August 26, 2015										
7/1/15	Opening Balance	0.00	0.00	0	0.00	0.000	0.00	0.00	0.00	0.00
8/25/15	MMkt - Bill Invest/Issue	-46,003,000.00	(46,003,000.00)	1	0.35	0.355	0.00	0.00	0.00	0.00
8/26/15	MMkt - Bill Maturity	0.00	46,003,000.00	0	0.35	0.350	447.25	0.00	0.00	447.25
1/1/16	Closing Balance	0.00	0.00	0	0.35	0.350	0.00	0.00	0.00	0.00
						0.355	447.25	0.00		447.25
577344 - Commercial Paper - Tran Type: COMM PAPER, Start: August 25, 2015, Maturity: August 26, 2015										
7/1/15	Opening Balance	0.00	0.00	0	0.00	0.000	0.00	0.00	0.00	0.00
8/25/15	MMkt - Bill Invest/Issue	-107,081,000.00	(107,081,000.00)	1	0.35	0.355	0.00	0.00	0.00	0.00
8/26/15	MMkt - Bill Maturity	0.00	107,081,000.00	0	0.35	0.350	1,041.06	0.00	0.00	1,041.06
1/1/16	Closing Balance	0.00	0.00	0	0.35	0.350	0.00	0.00	0.00	0.00
						0.355	1,041.06	0.00		1,041.06
577345 - Commercial Paper - Tran Type: COMM PAPER, Start: August 25, 2015, Maturity: August 26, 2015										
7/1/15	Opening Balance	0.00	0.00	0	0.00	0.000	0.00	0.00	0.00	0.00

Return on Investment - Detail - AST

Between: July 1, 2015 and January 1, 2016

Printed: July 1, 2016 1:05 pm

Cash Flow Date	Transaction Description	Orig Curr Balance	Local Currency Equivalent ()							
			Principal Movement	Days	Yield	Adj Yield	Premium/ (Discount)	Interest	Total Cost	
Arkansas State Treasury (Con't)										
Commercial Paper Disc Note Invest (Con't)										
577345 - Commercial Paper - Tran Type: COMM PAPER, Start: August 25, 2015, Maturity: August 26, 2015										
8/25/15	MMkt - Bill Invest/Issue	-41,000,000.00	(41,000,000.00)	1	0.29	0.294	0.00	0.00	0.00	0.00
8/26/15	MMkt - Bill Maturity	0.00	41,000,000.00	0	0.29	0.290	330.28	0.00	0.00	330.28
1/1/16	Closing Balance	0.00	0.00	0	0.29	0.290	0.00	0.00	0.00	0.00
							0.294	330.28	0.00	330.28
577540 - Commercial Paper - Tran Type: COMM PAPER, Start: August 26, 2015, Maturity: August 27, 2015										
7/1/15	Opening Balance	0.00	0.00	0	0.00	0.000	0.00	0.00	0.00	0.00
8/26/15	MMkt - Bill Invest/Issue	-146,000,000.00	(146,000,000.00)	1	0.35	0.355	0.00	0.00	0.00	0.00
8/27/15	MMkt - Bill Maturity	0.00	146,000,000.00	0	0.35	0.350	1,419.44	0.00	0.00	1,419.44
1/1/16	Closing Balance	0.00	0.00	0	0.35	0.350	0.00	0.00	0.00	0.00
							0.355	1,419.44	0.00	1,419.44
577541 - Commercial Paper - Tran Type: COMM PAPER, Start: August 26, 2015, Maturity: August 27, 2015										
7/1/15	Opening Balance	0.00	0.00	0	0.00	0.000	0.00	0.00	0.00	0.00
8/26/15	MMkt - Bill Invest/Issue	-28,650,000.00	(28,650,000.00)	1	0.37	0.375	0.00	0.00	0.00	0.00
8/27/15	MMkt - Bill Maturity	0.00	28,650,000.00	0	0.37	0.370	294.46	0.00	0.00	294.46
1/1/16	Closing Balance	0.00	0.00	0	0.37	0.370	0.00	0.00	0.00	0.00
							0.375	294.46	0.00	294.46
577543 - Commercial Paper - Tran Type: COMM PAPER, Start: August 26, 2015, Maturity: August 27, 2015										
7/1/15	Opening Balance	0.00	0.00	0	0.00	0.000	0.00	0.00	0.00	0.00
8/26/15	MMkt - Bill Invest/Issue	-105,000,000.00	(105,000,000.00)	1	0.38	0.386	0.00	0.00	0.00	0.00
8/27/15	MMkt - Bill Maturity	0.00	105,000,000.00	0	0.38	0.380	1,108.33	0.00	0.00	1,108.33
1/1/16	Closing Balance	0.00	0.00	0	0.38	0.380	0.00	0.00	0.00	0.00
							0.386	1,108.33	0.00	1,108.33
577768 - Commercial Paper - Tran Type: COMM PAPER, Start: August 27, 2015, Maturity: August 28, 2015										
7/1/15	Opening Balance	0.00	0.00	0	0.00	0.000	0.00	0.00	0.00	0.00
8/27/15	MMkt - Bill Invest/Issue	-93,275,000.00	(93,275,000.00)	1	0.40	0.406	0.00	0.00	0.00	0.00
8/28/15	MMkt - Bill Maturity	0.00	93,275,000.00	0	0.40	0.400	1,036.39	0.00	0.00	1,036.39
1/1/16	Closing Balance	0.00	0.00	0	0.40	0.400	0.00	0.00	0.00	0.00
							0.406	1,036.39	0.00	1,036.39
577769 - Commercial Paper - Tran Type: COMM PAPER, Start: August 27, 2015, Maturity: September 8, 2015										
7/1/15	Opening Balance	0.00	0.00	0	0.00	0.000	0.00	0.00	0.00	0.00
8/27/15	MMkt - Bill Invest/Issue	-23,000,000.00	(23,000,000.00)	12	0.55	0.558	0.00	0.00	0.00	0.00

Return on Investment - Detail - AST

Between: July 1, 2015 and January 1, 2016

Printed: July 1, 2016 1:05 pm

Cash Flow Date	Transaction Description	Orig Curr Balance	Local Currency Equivalent ()							
			Principal Movement	Days	Yield	Adj Yield	Premium/ (Discount)	Interest	Total Cost	
Arkansas State Treasury (Con't)										
Commercial Paper Disc Note Invest (Con't)										
577769 - Commercial Paper - Tran Type: COMM PAPER, Start: August 27, 2015, Maturity: September 8, 2015										
9/8/15	MMkt - Bill Maturity	0.00	23,000,000.00	0	0.55	0.550	4,216.67	0.00	4,216.67	
1/1/16	Closing Balance	0.00	0.00	0	0.55	0.550	0.00	0.00	0.00	
						0.558	4,216.67	0.00	4,216.67	
577770 - Commercial Paper - Tran Type: COMM PAPER, Start: August 27, 2015, Maturity: September 11, 2015										
7/1/15	Opening Balance	0.00	0.00	0	0.00	0.000	0.00	0.00	0.00	
8/27/15	MMkt - Bill Invest/Issue	-22,732,000.00	(22,732,000.00)	15	0.57	0.579	0.00	0.00	0.00	
9/11/15	MMkt - Bill Maturity	0.00	22,732,000.00	0	0.57	0.570	5,398.85	0.00	5,398.85	
1/1/16	Closing Balance	0.00	0.00	0	0.57	0.570	0.00	0.00	0.00	
						0.579	5,398.85	0.00	5,398.85	
577771 - Commercial Paper - Tran Type: COMM PAPER, Start: August 27, 2015, Maturity: September 14, 2015										
7/1/15	Opening Balance	0.00	0.00	0	0.00	0.000	0.00	0.00	0.00	
8/27/15	MMkt - Bill Invest/Issue	-35,000,000.00	(35,000,000.00)	18	0.57	0.579	0.00	0.00	0.00	
9/14/15	MMkt - Bill Maturity	0.00	35,000,000.00	0	0.57	0.570	9,974.99	0.00	9,974.99	
1/1/16	Closing Balance	0.00	0.00	0	0.57	0.570	0.00	0.00	0.00	
						0.579	9,974.99	0.00	9,974.99	
577772 - Commercial Paper - Tran Type: COMM PAPER, Start: August 27, 2015, Maturity: August 28, 2015										
7/1/15	Opening Balance	0.00	0.00	0	0.00	0.000	0.00	0.00	0.00	
8/27/15	MMkt - Bill Invest/Issue	-3,800,000.00	(3,800,000.00)	1	0.40	0.406	0.00	0.00	0.00	
8/28/15	MMkt - Bill Maturity	0.00	3,800,000.00	0	0.40	0.400	42.22	0.00	42.22	
1/1/16	Closing Balance	0.00	0.00	0	0.40	0.400	0.00	0.00	0.00	
						0.406	42.22	0.00	42.22	
577773 - Commercial Paper - Tran Type: COMM PAPER, Start: August 27, 2015, Maturity: September 3, 2015										
7/1/15	Opening Balance	0.00	0.00	0	0.00	0.000	0.00	0.00	0.00	
8/27/15	MMkt - Bill Invest/Issue	-13,000,000.00	(13,000,000.00)	7	0.43	0.436	0.00	0.00	0.00	
9/3/15	MMkt - Bill Maturity	0.00	13,000,000.00	0	0.43	0.430	1,086.94	0.00	1,086.94	
1/1/16	Closing Balance	0.00	0.00	0	0.43	0.430	0.00	0.00	0.00	
						0.436	1,086.94	0.00	1,086.94	
577774 - Commercial Paper - Tran Type: COMM PAPER, Start: August 27, 2015, Maturity: August 28, 2015										
7/1/15	Opening Balance	0.00	0.00	0	0.00	0.000	0.00	0.00	0.00	
8/27/15	MMkt - Bill Invest/Issue	-42,250,000.00	(42,250,000.00)	1	0.40	0.406	0.00	0.00	0.00	
8/28/15	MMkt - Bill Maturity	0.00	42,250,000.00	0	0.40	0.400	469.44	0.00	469.44	

Return on Investment - Detail - AST

Between: July 1, 2015 and January 1, 2016

Printed: July 1, 2016 1:05 pm

Cash Flow Date	Transaction Description	Orig Curr Balance	Local Currency Equivalent ()						
			Principal Movement	Days	Yield	Adj Yield	Premium/ (Discount)	Interest	Total Cost
Arkansas State Treasury (Con't)									
Commercial Paper Disc Note Invest (Con't)									
577774 - Commercial Paper - Tran Type: COMM PAPER, Start: August 27, 2015, Maturity: August 28, 2015									
1/1/16	Closing Balance	0.00	0.00	0	0.40	0.400	0.00	0.00	0.00
			0.406			469.44	0.00	469.44	
577775 - Commercial Paper - Tran Type: COMM PAPER, Start: August 27, 2015, Maturity: September 18, 2015									
7/1/15	Opening Balance	0.00	0.00	0	0.00	0.000	0.00	0.00	0.00
8/27/15	MMkt - Bill Invest/Issue	-50,000,000.00	(50,000,000.00)	22	0.50	0.508	0.00	0.00	0.00
9/18/15	MMkt - Bill Maturity	0.00	50,000,000.00	0	0.50	0.500	15,277.78	0.00	15,277.78
1/1/16	Closing Balance	0.00	0.00	0	0.50	0.500	0.00	0.00	0.00
			0.508			15,277.78	0.00	15,277.78	
577985 - Commercial Paper - Tran Type: COMM PAPER, Start: August 28, 2015, Maturity: September 11, 2015									
7/1/15	Opening Balance	0.00	0.00	0	0.00	0.000	0.00	0.00	0.00
8/28/15	MMkt - Bill Invest/Issue	-27,650,000.00	(27,650,000.00)	14	0.55	0.558	0.00	0.00	0.00
9/11/15	MMkt - Bill Maturity	0.00	27,650,000.00	0	0.55	0.550	5,914.03	0.00	5,914.03
1/1/16	Closing Balance	0.00	0.00	0	0.55	0.550	0.00	0.00	0.00
			0.558			5,914.03	0.00	5,914.03	
577986 - Commercial Paper - Tran Type: COMM PAPER, Start: August 28, 2015, Maturity: September 11, 2015									
7/1/15	Opening Balance	0.00	0.00	0	0.00	0.000	0.00	0.00	0.00
8/28/15	MMkt - Bill Invest/Issue	-41,000,000.00	(41,000,000.00)	14	0.50	0.508	0.00	0.00	0.00
9/11/15	MMkt - Bill Maturity	0.00	41,000,000.00	0	0.50	0.500	7,972.22	0.00	7,972.22
1/1/16	Closing Balance	0.00	0.00	0	0.50	0.500	0.00	0.00	0.00
			0.508			7,972.22	0.00	7,972.22	
577987 - Commercial Paper - Tran Type: COMM PAPER, Start: August 28, 2015, Maturity: September 11, 2015									
7/1/15	Opening Balance	0.00	0.00	0	0.00	0.000	0.00	0.00	0.00
8/28/15	MMkt - Bill Invest/Issue	-20,000,000.00	(20,000,000.00)	14	0.50	0.508	0.00	0.00	0.00
9/11/15	MMkt - Bill Maturity	0.00	20,000,000.00	0	0.50	0.500	3,888.89	0.00	3,888.89
1/1/16	Closing Balance	0.00	0.00	0	0.50	0.500	0.00	0.00	0.00
			0.508			3,888.89	0.00	3,888.89	
578845 - Commercial Paper - Tran Type: COMM PAPER, Start: September 3, 2015, Maturity: September 8, 2015									
7/1/15	Opening Balance	0.00	0.00	0	0.00	0.000	0.00	0.00	0.00
9/3/15	MMkt - Bill Invest/Issue	-29,500,000.00	(29,500,000.00)	5	0.52	0.528	0.00	0.00	0.00
9/8/15	MMkt - Bill Maturity	0.00	29,500,000.00	0	0.52	0.520	2,130.56	0.00	2,130.56
1/1/16	Closing Balance	0.00	0.00	0	0.52	0.520	0.00	0.00	0.00

Return on Investment - Detail - AST

Between: July 1, 2015 and January 1, 2016

Printed: July 1, 2016 1:05 pm

Cash Flow Date	Transaction Description	Orig Curr Balance	Local Currency Equivalent ()							
			Principal Movement	Days	Yield	Adj Yield	Premium/ (Discount)	Interest	Total Cost	
Arkansas State Treasury (Con't)										
Commercial Paper Disc Note Invest (Con't)										
							0.528	2,130.56	0.00	2,130.56
578846 - Commercial Paper - Tran Type: COMM PAPER, Start: September 3, 2015, Maturity: September 14, 2015										
7/1/15	Opening Balance	0.00	0.00	0	0.00	0.000	0.00	0.00	0.00	0.00
9/3/15	MMkt - Bill Invest/Issue	-5,300,000.00	(5,300,000.00)	11	0.55	0.558	0.00	0.00	0.00	0.00
9/14/15	MMkt - Bill Maturity	0.00	5,300,000.00	0	0.55	0.550	890.69	0.00	0.00	890.69
1/1/16	Closing Balance	0.00	0.00	0	0.55	0.550	0.00	0.00	0.00	0.00
							0.558	890.69	0.00	890.69
578847 - Commercial Paper - Tran Type: COMM PAPER, Start: September 3, 2015, Maturity: September 21, 2015										
7/1/15	Opening Balance	0.00	0.00	0	0.00	0.000	0.00	0.00	0.00	0.00
9/3/15	MMkt - Bill Invest/Issue	-35,000,000.00	(35,000,000.00)	18	0.55	0.558	0.00	0.00	0.00	0.00
9/21/15	MMkt - Bill Maturity	0.00	35,000,000.00	0	0.55	0.550	9,624.99	0.00	0.00	9,624.99
1/1/16	Closing Balance	0.00	0.00	0	0.55	0.550	0.00	0.00	0.00	0.00
							0.558	9,624.99	0.00	9,624.99
579037 - Commercial Paper - Tran Type: COMM PAPER, Start: September 4, 2015, Maturity: October 16, 2015										
7/1/15	Opening Balance	0.00	0.00	0	0.00	0.000	0.00	0.00	0.00	0.00
9/4/15	MMkt - Bill Invest/Issue	-25,000,000.00	(25,000,000.00)	42	0.60	0.609	0.00	0.00	0.00	0.00
10/16/15	MMkt - Bill Maturity	0.00	25,000,000.00	0	0.60	0.600	17,499.99	0.00	0.00	17,499.99
1/1/16	Closing Balance	0.00	0.00	0	0.60	0.600	0.00	0.00	0.00	0.00
							0.609	17,499.99	0.00	17,499.99
579038 - Commercial Paper - Tran Type: COMM PAPER, Start: September 4, 2015, Maturity: September 8, 2015										
7/1/15	Opening Balance	0.00	0.00	0	0.00	0.000	0.00	0.00	0.00	0.00
9/4/15	MMkt - Bill Invest/Issue	-7,000,000.00	(7,000,000.00)	4	0.45	0.457	0.00	0.00	0.00	0.00
9/8/15	MMkt - Bill Maturity	0.00	7,000,000.00	0	0.45	0.450	350.00	0.00	0.00	350.00
1/1/16	Closing Balance	0.00	0.00	0	0.45	0.450	0.00	0.00	0.00	0.00
							0.457	350.00	0.00	350.00
579039 - Commercial Paper - Tran Type: COMM PAPER, Start: September 4, 2015, Maturity: September 18, 2015										
7/1/15	Opening Balance	0.00	0.00	0	0.00	0.000	0.00	0.00	0.00	0.00
9/4/15	MMkt - Bill Invest/Issue	-20,000,000.00	(20,000,000.00)	14	0.65	0.660	0.00	0.00	0.00	0.00
9/18/15	MMkt - Bill Maturity	0.00	20,000,000.00	0	0.65	0.650	5,055.55	0.00	0.00	5,055.55
1/1/16	Closing Balance	0.00	0.00	0	0.65	0.650	0.00	0.00	0.00	0.00
							0.660	5,055.55	0.00	5,055.55
579410 - Commercial Paper - Tran Type: COMM PAPER, Start: September 9, 2015, Maturity: September 22, 2015										

Return on Investment - Detail - AST

Between: July 1, 2015 and January 1, 2016

Printed: July 1, 2016 1:05 pm

Cash Flow Date	Transaction Description	Orig Curr Balance	Local Currency Equivalent ()						
			Principal Movement	Days	Yield	Adj Yield	Premium/ (Discount)	Interest	Total Cost
Arkansas State Treasury (Con't)									
Commercial Paper Disc Note Invest (Con't)									
579410 - Commercial Paper - Tran Type: COMM PAPER, Start: September 9, 2015, Maturity: September 22, 2015									
7/1/15	Opening Balance	0.00	0.00	0	0.00	0.000	0.00	0.00	0.00
9/9/15	MMkt - Bill Invest/Issue	-20,000,000.00	(20,000,000.00)	13	0.61	0.619	0.00	0.00	0.00
9/22/15	MMkt - Bill Maturity	0.00	20,000,000.00	0	0.61	0.610	4,405.55	0.00	4,405.55
1/1/16	Closing Balance	0.00	0.00	0	0.61	0.610	0.00	0.00	0.00
						0.619	4,405.55	0.00	4,405.55
579611 - Commercial Paper - Tran Type: COMM PAPER, Start: September 10, 2015, Maturity: September 11, 2015									
7/1/15	Opening Balance	0.00	0.00	0	0.00	0.000	0.00	0.00	0.00
9/10/15	MMkt - Bill Invest/Issue	-46,558,000.00	(46,558,000.00)	1	0.40	0.406	0.00	0.00	0.00
9/11/15	MMkt - Bill Maturity	0.00	46,558,000.00	0	0.40	0.400	517.31	0.00	517.31
1/1/16	Closing Balance	0.00	0.00	0	0.40	0.400	0.00	0.00	0.00
						0.406	517.31	0.00	517.31
579612 - Commercial Paper - Tran Type: COMM PAPER, Start: September 10, 2015, Maturity: September 11, 2015									
7/1/15	Opening Balance	0.00	0.00	0	0.00	0.000	0.00	0.00	0.00
9/10/15	MMkt - Bill Invest/Issue	-13,750,000.00	(13,750,000.00)	1	0.40	0.406	0.00	0.00	0.00
9/11/15	MMkt - Bill Maturity	0.00	13,750,000.00	0	0.40	0.400	152.78	0.00	152.78
1/1/16	Closing Balance	0.00	0.00	0	0.40	0.400	0.00	0.00	0.00
						0.406	152.78	0.00	152.78
579613 - Commercial Paper - Tran Type: COMM PAPER, Start: September 10, 2015, Maturity: September 21, 2015									
7/1/15	Opening Balance	0.00	0.00	0	0.00	0.000	0.00	0.00	0.00
9/10/15	MMkt - Bill Invest/Issue	-24,083,000.00	(24,083,000.00)	11	0.55	0.558	0.00	0.00	0.00
9/21/15	MMkt - Bill Maturity	0.00	24,083,000.00	0	0.55	0.550	4,047.28	0.00	4,047.28
1/1/16	Closing Balance	0.00	0.00	0	0.55	0.550	0.00	0.00	0.00
						0.558	4,047.28	0.00	4,047.28
579614 - Commercial Paper - Tran Type: COMM PAPER, Start: September 10, 2015, Maturity: September 11, 2015									
7/1/15	Opening Balance	0.00	0.00	0	0.00	0.000	0.00	0.00	0.00
9/10/15	MMkt - Bill Invest/Issue	-23,000,000.00	(23,000,000.00)	1	0.40	0.406	0.00	0.00	0.00
9/11/15	MMkt - Bill Maturity	0.00	23,000,000.00	0	0.40	0.400	255.56	0.00	255.56
1/1/16	Closing Balance	0.00	0.00	0	0.40	0.400	0.00	0.00	0.00
						0.406	255.56	0.00	255.56
579788 - Commercial Paper - Tran Type: COMM PAPER, Start: September 11, 2015, Maturity: September 18, 2015									
7/1/15	Opening Balance	0.00	0.00	0	0.00	0.000	0.00	0.00	0.00

Return on Investment - Detail - AST

Between: July 1, 2015 and January 1, 2016

Printed: July 1, 2016 1:05 pm

Cash Flow Date	Transaction Description	Orig Curr Balance	Local Currency Equivalent ()							
			Principal Movement	Days	Yield	Adj Yield	Premium/ (Discount)	Interest	Total Cost	
Arkansas State Treasury (Con't)										
Commercial Paper Disc Note Invest (Con't)										
579788 - Commercial Paper - Tran Type: COMM PAPER, Start: September 11, 2015, Maturity: September 18, 2015										
9/11/15	MMkt - Bill Invest/Issue	-94,000,000.00	(94,000,000.00)	7	0.45	0.457	0.00	0.00	0.00	0.00
9/18/15	MMkt - Bill Maturity	0.00	94,000,000.00	0	0.45	0.450	8,224.99	0.00	0.00	8,224.99
1/1/16	Closing Balance	0.00	0.00	0	0.45	0.450	0.00	0.00	0.00	0.00
							0.457	8,224.99	0.00	8,224.99
579967 - Commercial Paper - Tran Type: COMM PAPER, Start: September 14, 2015, Maturity: November 13, 2015										
7/1/15	Opening Balance	0.00	0.00	0	0.00	0.000	0.00	0.00	0.00	0.00
9/14/15	MMkt - Bill Invest/Issue	-25,000,000.00	(25,000,000.00)	60	0.61	0.620	0.00	0.00	0.00	0.00
11/13/15	MMkt - Bill Maturity	0.00	25,000,000.00	0	0.61	0.611	25,416.63	0.00	0.00	25,416.63
1/1/16	Closing Balance	0.00	0.00	0	0.61	0.611	0.00	0.00	0.00	0.00
							0.620	25,416.63	0.00	25,416.63
579968 - Commercial Paper - Tran Type: COMM PAPER, Start: September 14, 2015, Maturity: September 24, 2015										
7/1/15	Opening Balance	0.00	0.00	0	0.00	0.000	0.00	0.00	0.00	0.00
9/14/15	MMkt - Bill Invest/Issue	-17,700,000.00	(17,700,000.00)	10	0.52	0.528	0.00	0.00	0.00	0.00
9/24/15	MMkt - Bill Maturity	0.00	17,700,000.00	0	0.52	0.520	2,556.67	0.00	0.00	2,556.67
1/1/16	Closing Balance	0.00	0.00	0	0.52	0.520	0.00	0.00	0.00	0.00
							0.528	2,556.67	0.00	2,556.67
579969 - Commercial Paper - Tran Type: COMM PAPER, Start: September 14, 2015, Maturity: October 2, 2015										
7/1/15	Opening Balance	0.00	0.00	0	0.00	0.000	0.00	0.00	0.00	0.00
9/14/15	MMkt - Bill Invest/Issue	-24,000,000.00	(24,000,000.00)	18	0.55	0.558	0.00	0.00	0.00	0.00
10/2/15	MMkt - Bill Maturity	0.00	24,000,000.00	0	0.55	0.550	6,599.98	0.00	0.00	6,599.98
1/1/16	Closing Balance	0.00	0.00	0	0.55	0.550	0.00	0.00	0.00	0.00
							0.558	6,599.98	0.00	6,599.98
579970 - Commercial Paper - Tran Type: COMM PAPER, Start: September 14, 2015, Maturity: September 21, 2015										
7/1/15	Opening Balance	0.00	0.00	0	0.00	0.000	0.00	0.00	0.00	0.00
9/14/15	MMkt - Bill Invest/Issue	-25,000,000.00	(25,000,000.00)	7	0.59	0.599	0.00	0.00	0.00	0.00
9/21/15	MMkt - Bill Maturity	0.00	25,000,000.00	0	0.59	0.590	2,868.06	0.00	0.00	2,868.06
1/1/16	Closing Balance	0.00	0.00	0	0.59	0.590	0.00	0.00	0.00	0.00
							0.599	2,868.06	0.00	2,868.06
579971 - Commercial Paper - Tran Type: COMM PAPER, Start: September 14, 2015, Maturity: September 28, 2015										
7/1/15	Opening Balance	0.00	0.00	0	0.00	0.000	0.00	0.00	0.00	0.00
9/14/15	MMkt - Bill Invest/Issue	-25,000,000.00	(25,000,000.00)	14	0.62	0.630	0.00	0.00	0.00	0.00

Return on Investment - Detail - AST

Between: July 1, 2015 and January 1, 2016

Printed: July 1, 2016 1:05 pm

Cash Flow Date	Transaction Description	Orig Curr Balance	Local Currency Equivalent ()							
			Principal Movement	Days	Yield	Adj Yield	Premium/ (Discount)	Interest	Total Cost	
Arkansas State Treasury (Con't)										
Commercial Paper Disc Note Invest (Con't)										
579971 - Commercial Paper - Tran Type: COMM PAPER, Start: September 14, 2015, Maturity: September 28, 2015										
9/28/15	MMkt - Bill Maturity	0.00	25,000,000.00	0	0.62	0.620	6,027.78	0.00	6,027.78	
1/1/16	Closing Balance	0.00	0.00	0	0.62	0.620	0.00	0.00	0.00	
							0.630	6,027.78	0.00	6,027.78
579972 - Commercial Paper - Tran Type: COMM PAPER, Start: September 14, 2015, Maturity: September 30, 2015										
7/1/15	Opening Balance	0.00	0.00	0	0.00	0.000	0.00	0.00	0.00	
9/14/15	MMkt - Bill Invest/Issue	-25,000,000.00	(25,000,000.00)	16	0.63	0.640	0.00	0.00	0.00	
9/30/15	MMkt - Bill Maturity	0.00	25,000,000.00	0	0.63	0.630	7,000.00	0.00	7,000.00	
1/1/16	Closing Balance	0.00	0.00	0	0.63	0.630	0.00	0.00	0.00	
							0.640	7,000.00	0.00	7,000.00
579973 - Commercial Paper - Tran Type: COMM PAPER, Start: September 14, 2015, Maturity: September 24, 2015										
7/1/15	Opening Balance	0.00	0.00	0	0.00	0.000	0.00	0.00	0.00	
9/14/15	MMkt - Bill Invest/Issue	-41,000,000.00	(41,000,000.00)	10	0.55	0.558	0.00	0.00	0.00	
9/24/15	MMkt - Bill Maturity	0.00	41,000,000.00	0	0.55	0.550	6,263.89	0.00	6,263.89	
1/1/16	Closing Balance	0.00	0.00	0	0.55	0.550	0.00	0.00	0.00	
							0.558	6,263.89	0.00	6,263.89
580160 - Commercial Paper - Tran Type: COMM PAPER, Start: September 15, 2015, Maturity: October 16, 2015										
7/1/15	Opening Balance	0.00	0.00	0	0.00	0.000	0.00	0.00	0.00	
9/15/15	MMkt - Bill Invest/Issue	-30,000,000.00	(30,000,000.00)	31	0.67	0.681	0.00	0.00	0.00	
10/16/15	MMkt - Bill Maturity	0.00	30,000,000.00	0	0.67	0.670	17,308.34	0.00	17,308.34	
1/1/16	Closing Balance	0.00	0.00	0	0.67	0.670	0.00	0.00	0.00	
							0.681	17,308.34	0.00	17,308.34
580162 - Commercial Paper - Tran Type: COMM PAPER, Start: September 15, 2015, Maturity: September 25, 2015										
7/1/15	Opening Balance	0.00	0.00	0	0.00	0.000	0.00	0.00	0.00	
9/15/15	MMkt - Bill Invest/Issue	-20,000,000.00	(20,000,000.00)	10	0.65	0.660	0.00	0.00	0.00	
9/25/15	MMkt - Bill Maturity	0.00	20,000,000.00	0	0.65	0.650	3,611.11	0.00	3,611.11	
1/1/16	Closing Balance	0.00	0.00	0	0.65	0.650	0.00	0.00	0.00	
							0.660	3,611.11	0.00	3,611.11
580317 - Commercial Paper - Tran Type: COMM PAPER, Start: September 16, 2015, Maturity: October 2, 2015										
7/1/15	Opening Balance	0.00	0.00	0	0.00	0.000	0.00	0.00	0.00	
9/16/15	MMkt - Bill Invest/Issue	-45,000,000.00	(45,000,000.00)	16	0.62	0.630	0.00	0.00	0.00	
10/2/15	MMkt - Bill Maturity	0.00	45,000,000.00	0	0.62	0.620	12,399.98	0.00	12,399.98	

Return on Investment - Detail - AST

Between: July 1, 2015 and January 1, 2016

Printed: July 1, 2016 1:05 pm

Cash Flow Date	Transaction Description	Orig Curr Balance	Local Currency Equivalent ()							
			Principal Movement	Days	Yield	Adj Yield	Premium/ (Discount)	Interest	Total Cost	
Arkansas State Treasury (Con't)										
Commercial Paper Disc Note Invest (Con't)										
580317 - Commercial Paper - Tran Type: COMM PAPER, Start: September 16, 2015, Maturity: October 2, 2015										
1/1/16	Closing Balance	0.00	0.00	0	0.62	0.620	0.00	0.00	0.00	0.00
			0.630			12,399.98	0.00	12,399.98		
580318 - Commercial Paper - Tran Type: COMM PAPER, Start: September 16, 2015, Maturity: November 20, 2015										
7/1/15	Opening Balance	0.00	0.00	0	0.00	0.000	0.00	0.00	0.00	0.00
9/16/15	MMkt - Bill Invest/Issue	-29,000,000.00	(29,000,000.00)	65	0.61	0.620	0.00	0.00	0.00	0.00
11/20/15	MMkt - Bill Maturity	0.00	29,000,000.00	0	0.61	0.611	31,940.30	0.00	31,940.30	0.00
1/1/16	Closing Balance	0.00	0.00	0	0.61	0.611	0.00	0.00	0.00	0.00
			0.620			31,940.30	0.00	31,940.30		
580319 - Commercial Paper - Tran Type: COMM PAPER, Start: September 16, 2015, Maturity: November 20, 2015										
7/1/15	Opening Balance	0.00	0.00	0	0.00	0.000	0.00	0.00	0.00	0.00
9/16/15	MMkt - Bill Invest/Issue	-22,000,000.00	(22,000,000.00)	65	0.61	0.620	0.00	0.00	0.00	0.00
11/20/15	MMkt - Bill Maturity	0.00	22,000,000.00	0	0.61	0.611	24,230.57	0.00	24,230.57	0.00
1/1/16	Closing Balance	0.00	0.00	0	0.61	0.611	0.00	0.00	0.00	0.00
			0.620			24,230.57	0.00	24,230.57		
580320 - Commercial Paper - Tran Type: COMM PAPER, Start: September 16, 2015, Maturity: October 19, 2015										
7/1/15	Opening Balance	0.00	0.00	0	0.00	0.000	0.00	0.00	0.00	0.00
9/16/15	MMkt - Bill Invest/Issue	-2,000,000.00	(2,000,000.00)	33	0.52	0.528	0.00	0.00	0.00	0.00
10/19/15	MMkt - Bill Maturity	0.00	2,000,000.00	0	0.52	0.520	953.33	0.00	953.33	0.00
1/1/16	Closing Balance	0.00	0.00	0	0.52	0.520	0.00	0.00	0.00	0.00
			0.528			953.33	0.00	953.33		
580321 - Commercial Paper - Tran Type: COMM PAPER, Start: September 16, 2015, Maturity: October 2, 2015										
7/1/15	Opening Balance	0.00	0.00	0	0.00	0.000	0.00	0.00	0.00	0.00
9/16/15	MMkt - Bill Invest/Issue	-100,000,000.00	(100,000,000.00)	16	0.54	0.548	0.00	0.00	0.00	0.00
10/2/15	MMkt - Bill Maturity	0.00	100,000,000.00	0	0.54	0.540	24,000.02	0.00	24,000.02	0.00
1/1/16	Closing Balance	0.00	0.00	0	0.54	0.540	0.00	0.00	0.00	0.00
			0.548			24,000.02	0.00	24,000.02		
580541 - Commercial Paper - Tran Type: COMM PAPER, Start: September 17, 2015, Maturity: October 30, 2015										
7/1/15	Opening Balance	0.00	0.00	0	0.00	0.000	0.00	0.00	0.00	0.00
9/17/15	MMkt - Bill Invest/Issue	-20,000,000.00	(20,000,000.00)	43	0.60	0.609	0.00	0.00	0.00	0.00
10/30/15	MMkt - Bill Maturity	0.00	20,000,000.00	0	0.60	0.600	14,333.33	0.00	14,333.33	0.00
1/1/16	Closing Balance	0.00	0.00	0	0.60	0.600	0.00	0.00	0.00	0.00

Return on Investment - Detail - AST

Between: July 1, 2015 and January 1, 2016

Printed: July 1, 2016 1:05 pm

Cash Flow Date	Transaction Description	Orig Curr Balance	Local Currency Equivalent ()							
			Principal Movement	Days	Yield	Adj Yield	Premium/ (Discount)	Interest	Total Cost	
Arkansas State Treasury (Con't)										
Commercial Paper Disc Note Invest (Con't)										
580542 - Commercial Paper - Tran Type: COMM PAPER, Start: September 17, 2015, Maturity: September 18, 2015										
7/1/15	Opening Balance	0.00	0.00	0	0.00	0.000	0.00	0.00	0.00	0.00
9/17/15	MMkt - Bill Invest/Issue	-11,020,000.00	(11,020,000.00)	1	0.50	0.508	0.00	0.00	0.00	0.00
9/18/15	MMkt - Bill Maturity	0.00	11,020,000.00	0	0.50	0.500	153.06	0.00	0.00	153.06
1/1/16	Closing Balance	0.00	0.00	0	0.50	0.500	0.00	0.00	0.00	0.00
						0.609	14,333.33	0.00		14,333.33
580543 - Commercial Paper - Tran Type: COMM PAPER, Start: September 17, 2015, Maturity: October 8, 2015										
7/1/15	Opening Balance	0.00	0.00	0	0.00	0.000	0.00	0.00	0.00	0.00
9/17/15	MMkt - Bill Invest/Issue	-15,000,000.00	(15,000,000.00)	21	0.63	0.640	0.00	0.00	0.00	0.00
10/8/15	MMkt - Bill Maturity	0.00	15,000,000.00	0	0.63	0.630	5,512.50	0.00	0.00	5,512.50
1/1/16	Closing Balance	0.00	0.00	0	0.63	0.630	0.00	0.00	0.00	0.00
						0.508	153.06	0.00		153.06
580544 - Commercial Paper - Tran Type: COMM PAPER, Start: September 17, 2015, Maturity: October 30, 2015										
7/1/15	Opening Balance	0.00	0.00	0	0.00	0.000	0.00	0.00	0.00	0.00
9/17/15	MMkt - Bill Invest/Issue	-64,234,000.00	(64,234,000.00)	43	0.57	0.579	0.00	0.00	0.00	0.00
10/30/15	MMkt - Bill Maturity	0.00	64,234,000.00	0	0.57	0.570	43,732.62	0.00	0.00	43,732.62
1/1/16	Closing Balance	0.00	0.00	0	0.57	0.570	0.00	0.00	0.00	0.00
						0.640	5,512.50	0.00		5,512.50
580734 - Commercial Paper - Tran Type: COMM PAPER, Start: September 18, 2015, Maturity: October 2, 2015										
7/1/15	Opening Balance	0.00	0.00	0	0.00	0.000	0.00	0.00	0.00	0.00
9/18/15	MMkt - Bill Invest/Issue	-17,000,000.00	(17,000,000.00)	14	0.50	0.508	0.00	0.00	0.00	0.00
10/2/15	MMkt - Bill Maturity	0.00	17,000,000.00	0	0.50	0.500	3,305.55	0.00	0.00	3,305.55
1/1/16	Closing Balance	0.00	0.00	0	0.50	0.500	0.00	0.00	0.00	0.00
						0.579	43,732.62	0.00		43,732.62
580735 - Commercial Paper - Tran Type: COMM PAPER, Start: September 18, 2015, Maturity: September 21, 2015										
7/1/15	Opening Balance	0.00	0.00	0	0.00	0.000	0.00	0.00	0.00	0.00
9/18/15	MMkt - Bill Invest/Issue	-20,000,000.00	(20,000,000.00)	3	0.40	0.406	0.00	0.00	0.00	0.00
9/21/15	MMkt - Bill Maturity	0.00	20,000,000.00	0	0.40	0.400	666.67	0.00	0.00	666.67
1/1/16	Closing Balance	0.00	0.00	0	0.40	0.400	0.00	0.00	0.00	0.00
						0.508	3,305.55	0.00		3,305.55
580736 - Commercial Paper - Tran Type: COMM PAPER, Start: September 18, 2015, Maturity: September 21, 2015										
						0.406	666.67	0.00		666.67

Return on Investment - Detail - AST

Between: July 1, 2015 and January 1, 2016

Printed: July 1, 2016 1:05 pm

Cash Flow Date	Transaction Description	Orig Curr Balance	Local Currency Equivalent ()							
			Principal Movement	Days	Yield	Adj Yield	Premium/ (Discount)	Interest	Total Cost	
Arkansas State Treasury (Con't)										
Commercial Paper Disc Note Invest (Con't)										
580736 - Commercial Paper - Tran Type: COMM PAPER, Start: September 18, 2015, Maturity: September 21, 2015										
7/1/15	Opening Balance	0.00	0.00	0	0.00	0.000	0.00	0.00	0.00	0.00
9/18/15	MMkt - Bill Invest/Issue	-68,000,000.00	(68,000,000.00)	3	0.40	0.406	0.00	0.00	0.00	0.00
9/21/15	MMkt - Bill Maturity	0.00	68,000,000.00	0	0.40	0.400	2,266.66	0.00	0.00	2,266.66
1/1/16	Closing Balance	0.00	0.00	0	0.40	0.400	0.00	0.00	0.00	0.00
						0.406	2,266.66	0.00		2,266.66
580740 - Commercial Paper - Tran Type: COMM PAPER, Start: September 18, 2015, Maturity: September 25, 2015										
7/1/15	Opening Balance	0.00	0.00	0	0.00	0.000	0.00	0.00	0.00	0.00
9/18/15	MMkt - Bill Invest/Issue	-15,601,000.00	(15,601,000.00)	7	0.45	0.457	0.00	0.00	0.00	0.00
9/25/15	MMkt - Bill Maturity	0.00	15,601,000.00	0	0.45	0.450	1,365.09	0.00	0.00	1,365.09
1/1/16	Closing Balance	0.00	0.00	0	0.45	0.450	0.00	0.00	0.00	0.00
						0.457	1,365.09	0.00		1,365.09
580741 - Commercial Paper - Tran Type: COMM PAPER, Start: September 18, 2015, Maturity: September 21, 2015										
7/1/15	Opening Balance	0.00	0.00	0	0.00	0.000	0.00	0.00	0.00	0.00
9/18/15	MMkt - Bill Invest/Issue	-52,000,000.00	(52,000,000.00)	3	0.38	0.386	0.00	0.00	0.00	0.00
9/21/15	MMkt - Bill Maturity	0.00	52,000,000.00	0	0.38	0.380	1,646.67	0.00	0.00	1,646.67
1/1/16	Closing Balance	0.00	0.00	0	0.38	0.380	0.00	0.00	0.00	0.00
						0.386	1,646.67	0.00		1,646.67
580742 - Commercial Paper - Tran Type: COMM PAPER, Start: September 18, 2015, Maturity: September 23, 2015										
7/1/15	Opening Balance	0.00	0.00	0	0.00	0.000	0.00	0.00	0.00	0.00
9/18/15	MMkt - Bill Invest/Issue	-16,000,000.00	(16,000,000.00)	5	0.45	0.457	0.00	0.00	0.00	0.00
9/23/15	MMkt - Bill Maturity	0.00	16,000,000.00	0	0.45	0.450	1,000.00	0.00	0.00	1,000.00
1/1/16	Closing Balance	0.00	0.00	0	0.45	0.450	0.00	0.00	0.00	0.00
						0.457	1,000.00	0.00		1,000.00
580743 - Commercial Paper - Tran Type: COMM PAPER, Start: September 18, 2015, Maturity: September 22, 2015										
7/1/15	Opening Balance	0.00	0.00	0	0.00	0.000	0.00	0.00	0.00	0.00
9/18/15	MMkt - Bill Invest/Issue	-22,000,000.00	(22,000,000.00)	4	0.37	0.375	0.00	0.00	0.00	0.00
9/22/15	MMkt - Bill Maturity	0.00	22,000,000.00	0	0.37	0.370	904.44	0.00	0.00	904.44
1/1/16	Closing Balance	0.00	0.00	0	0.37	0.370	0.00	0.00	0.00	0.00
						0.375	904.44	0.00		904.44
580744 - Commercial Paper - Tran Type: COMM PAPER, Start: September 18, 2015, Maturity: September 25, 2015										
7/1/15	Opening Balance	0.00	0.00	0	0.00	0.000	0.00	0.00	0.00	0.00

Return on Investment - Detail - AST

Between: July 1, 2015 and January 1, 2016

Printed: July 1, 2016 1:05 pm

Cash Flow Date	Transaction Description	Orig Curr Balance	Local Currency Equivalent ()							
			Principal Movement	Days	Yield	Adj Yield	Premium/ (Discount)	Interest	Total Cost	
Arkansas State Treasury (Con't)										
Commercial Paper Disc Note Invest (Con't)										
580744 - Commercial Paper - Tran Type: COMM PAPER, Start: September 18, 2015, Maturity: September 25, 2015										
9/18/15	MMkt - Bill Invest/Issue	-175,000,000.00	(175,000,000.00)	7	0.48	0.487	0.00	0.00	0.00	0.00
9/25/15	MMkt - Bill Maturity	0.00	175,000,000.00	0	0.48	0.480	16,333.34	0.00	0.00	16,333.34
1/1/16	Closing Balance	0.00	0.00	0	0.48	0.480	0.00	0.00	0.00	0.00
							0.487	16,333.34	0.00	16,333.34
580945 - Commercial Paper - Tran Type: COMM PAPER, Start: September 22, 2015, Maturity: September 29, 2015										
7/1/15	Opening Balance	0.00	0.00	0	0.00	0.000	0.00	0.00	0.00	0.00
9/22/15	MMkt - Bill Invest/Issue	-31,870,000.00	(31,870,000.00)	7	0.38	0.386	0.00	0.00	0.00	0.00
9/29/15	MMkt - Bill Maturity	0.00	31,870,000.00	0	0.38	0.380	2,354.84	0.00	0.00	2,354.84
1/1/16	Closing Balance	0.00	0.00	0	0.38	0.380	0.00	0.00	0.00	0.00
							0.386	2,354.84	0.00	2,354.84
580946 - Commercial Paper - Tran Type: COMM PAPER, Start: September 21, 2015, Maturity: September 22, 2015										
7/1/15	Opening Balance	0.00	0.00	0	0.00	0.000	0.00	0.00	0.00	0.00
9/21/15	MMkt - Bill Invest/Issue	-15,000,000.00	(15,000,000.00)	1	0.37	0.375	0.00	0.00	0.00	0.00
9/22/15	MMkt - Bill Maturity	0.00	15,000,000.00	0	0.37	0.370	154.17	0.00	0.00	154.17
1/1/16	Closing Balance	0.00	0.00	0	0.37	0.370	0.00	0.00	0.00	0.00
							0.375	154.17	0.00	154.17
580950 - Commercial Paper - Tran Type: COMM PAPER, Start: September 21, 2015, Maturity: September 28, 2015										
7/1/15	Opening Balance	0.00	0.00	0	0.00	0.000	0.00	0.00	0.00	0.00
9/21/15	MMkt - Bill Invest/Issue	-80,000,000.00	(80,000,000.00)	7	0.38	0.386	0.00	0.00	0.00	0.00
9/28/15	MMkt - Bill Maturity	0.00	80,000,000.00	0	0.38	0.380	5,911.11	0.00	0.00	5,911.11
1/1/16	Closing Balance	0.00	0.00	0	0.38	0.380	0.00	0.00	0.00	0.00
							0.386	5,911.11	0.00	5,911.11
580951 - Commercial Paper - Tran Type: COMM PAPER, Start: September 22, 2015, Maturity: September 23, 2015										
7/1/15	Opening Balance	0.00	0.00	0	0.00	0.000	0.00	0.00	0.00	0.00
9/22/15	MMkt - Bill Invest/Issue	-15,000,000.00	(15,000,000.00)	1	0.40	0.406	0.00	0.00	0.00	0.00
9/23/15	MMkt - Bill Maturity	0.00	15,000,000.00	0	0.40	0.400	166.67	0.00	0.00	166.67
1/1/16	Closing Balance	0.00	0.00	0	0.40	0.400	0.00	0.00	0.00	0.00
							0.406	166.67	0.00	166.67
580952 - Commercial Paper - Tran Type: COMM PAPER, Start: September 21, 2015, Maturity: September 28, 2015										
7/1/15	Opening Balance	0.00	0.00	0	0.00	0.000	0.00	0.00	0.00	0.00
9/21/15	MMkt - Bill Invest/Issue	-20,000,000.00	(20,000,000.00)	7	0.46	0.467	0.00	0.00	0.00	0.00

Return on Investment - Detail - AST

Between: July 1, 2015 and January 1, 2016

Printed: July 1, 2016 1:05 pm

Cash Flow Date	Transaction Description	Orig Curr Balance	Local Currency Equivalent ()							
			Principal Movement	Days	Yield	Adj Yield	Premium/ (Discount)	Interest	Total Cost	
Arkansas State Treasury (Con't)										
Commercial Paper Disc Note Invest (Con't)										
580952 - Commercial Paper - Tran Type: COMM PAPER, Start: September 21, 2015, Maturity: September 28, 2015										
9/28/15	MMkt - Bill Maturity	0.00	20,000,000.00	0	0.46	0.460	1,788.89	0.00	1,788.89	
1/1/16	Closing Balance	0.00	0.00	0	0.46	0.460	0.00	0.00	0.00	
							0.467	1,788.89	0.00	1,788.89
580953 - Commercial Paper - Tran Type: COMM PAPER, Start: September 21, 2015, Maturity: September 22, 2015										
7/1/15	Opening Balance	0.00	0.00	0	0.00	0.000	0.00	0.00	0.00	
9/21/15	MMkt - Bill Invest/Issue	-20,000,000.00	(20,000,000.00)	1	0.40	0.406	0.00	0.00	0.00	
9/22/15	MMkt - Bill Maturity	0.00	20,000,000.00	0	0.40	0.400	222.22	0.00	222.22	
1/1/16	Closing Balance	0.00	0.00	0	0.40	0.400	0.00	0.00	0.00	
							0.406	222.22	0.00	222.22
580954 - Commercial Paper - Tran Type: COMM PAPER, Start: September 21, 2015, Maturity: September 28, 2015										
7/1/15	Opening Balance	0.00	0.00	0	0.00	0.000	0.00	0.00	0.00	
9/21/15	MMkt - Bill Invest/Issue	-20,000,000.00	(20,000,000.00)	7	0.45	0.457	0.00	0.00	0.00	
9/28/15	MMkt - Bill Maturity	0.00	20,000,000.00	0	0.45	0.450	1,750.00	0.00	1,750.00	
1/1/16	Closing Balance	0.00	0.00	0	0.45	0.450	0.00	0.00	0.00	
							0.457	1,750.00	0.00	1,750.00
580955 - Commercial Paper - Tran Type: COMM PAPER, Start: September 21, 2015, Maturity: September 28, 2015										
7/1/15	Opening Balance	0.00	0.00	0	0.00	0.000	0.00	0.00	0.00	
9/21/15	MMkt - Bill Invest/Issue	-19,000,000.00	(19,000,000.00)	7	0.45	0.457	0.00	0.00	0.00	
9/28/15	MMkt - Bill Maturity	0.00	19,000,000.00	0	0.45	0.450	1,662.50	0.00	1,662.50	
1/1/16	Closing Balance	0.00	0.00	0	0.45	0.450	0.00	0.00	0.00	
							0.457	1,662.50	0.00	1,662.50
580956 - Commercial Paper - Tran Type: COMM PAPER, Start: September 21, 2015, Maturity: September 22, 2015										
7/1/15	Opening Balance	0.00	0.00	0	0.00	0.000	0.00	0.00	0.00	
9/21/15	MMkt - Bill Invest/Issue	-20,000,000.00	(20,000,000.00)	1	0.35	0.355	0.00	0.00	0.00	
9/22/15	MMkt - Bill Maturity	0.00	20,000,000.00	0	0.35	0.350	194.44	0.00	194.44	
1/1/16	Closing Balance	0.00	0.00	0	0.35	0.350	0.00	0.00	0.00	
							0.355	194.44	0.00	194.44
580957 - Commercial Paper - Tran Type: COMM PAPER, Start: September 21, 2015, Maturity: September 22, 2015										
7/1/15	Opening Balance	0.00	0.00	0	0.00	0.000	0.00	0.00	0.00	
9/21/15	MMkt - Bill Invest/Issue	-27,000,000.00	(27,000,000.00)	1	0.35	0.355	0.00	0.00	0.00	
9/22/15	MMkt - Bill Maturity	0.00	27,000,000.00	0	0.35	0.350	262.50	0.00	262.50	

Return on Investment - Detail - AST

Between: July 1, 2015 and January 1, 2016

Printed: July 1, 2016 1:05 pm

Cash Flow Date	Transaction Description	Orig Curr Balance	Local Currency Equivalent ()						
			Principal Movement	Days	Yield	Adj Yield	Premium/ (Discount)	Interest	Total Cost
Arkansas State Treasury (Con't)									
Commercial Paper Disc Note Invest (Con't)									
580957 - Commercial Paper - Tran Type: COMM PAPER, Start: September 21, 2015, Maturity: September 22, 2015									
1/1/16	Closing Balance	0.00	0.00	0	0.35	0.350	0.00	0.00	0.00
						0.355	262.50	0.00	262.50
580958 - Commercial Paper - Tran Type: COMM PAPER, Start: September 21, 2015, Maturity: September 23, 2015									
7/1/15	Opening Balance	0.00	0.00	0	0.00	0.000	0.00	0.00	0.00
9/21/15	MMkt - Bill Invest/Issue	-45,000,000.00	(45,000,000.00)	2	0.37	0.375	0.00	0.00	0.00
9/23/15	MMkt - Bill Maturity	0.00	45,000,000.00	0	0.37	0.370	925.00	0.00	925.00
1/1/16	Closing Balance	0.00	0.00	0	0.37	0.370	0.00	0.00	0.00
						0.375	925.00	0.00	925.00
580959 - Commercial Paper - Tran Type: COMM PAPER, Start: September 21, 2015, Maturity: September 28, 2015									
7/1/15	Opening Balance	0.00	0.00	0	0.00	0.000	0.00	0.00	0.00
9/21/15	MMkt - Bill Invest/Issue	-8,300,000.00	(8,300,000.00)	7	0.64	0.650	0.00	0.00	0.00
9/28/15	MMkt - Bill Maturity	0.00	8,300,000.00	0	0.64	0.640	1,032.89	0.00	1,032.89
1/1/16	Closing Balance	0.00	0.00	0	0.64	0.640	0.00	0.00	0.00
						0.650	1,032.89	0.00	1,032.89
580960 - Commercial Paper - Tran Type: COMM PAPER, Start: September 21, 2015, Maturity: September 29, 2015									
7/1/15	Opening Balance	0.00	0.00	0	0.00	0.000	0.00	0.00	0.00
9/21/15	MMkt - Bill Invest/Issue	-10,000,000.00	(10,000,000.00)	8	0.45	0.457	0.00	0.00	0.00
9/29/15	MMkt - Bill Maturity	0.00	10,000,000.00	0	0.45	0.450	1,000.00	0.00	1,000.00
1/1/16	Closing Balance	0.00	0.00	0	0.45	0.450	0.00	0.00	0.00
						0.457	1,000.00	0.00	1,000.00
580961 - Commercial Paper - Tran Type: COMM PAPER, Start: September 21, 2015, Maturity: September 28, 2015									
7/1/15	Opening Balance	0.00	0.00	0	0.00	0.000	0.00	0.00	0.00
9/21/15	MMkt - Bill Invest/Issue	-86,699,000.00	(86,699,000.00)	7	0.46	0.467	0.00	0.00	0.00
9/28/15	MMkt - Bill Maturity	0.00	86,699,000.00	0	0.46	0.460	7,754.72	0.00	7,754.72
1/1/16	Closing Balance	0.00	0.00	0	0.46	0.460	0.00	0.00	0.00
						0.467	7,754.72	0.00	7,754.72
580962 - Commercial Paper - Tran Type: COMM PAPER, Start: September 21, 2015, Maturity: October 16, 2015									
7/1/15	Opening Balance	0.00	0.00	0	0.00	0.000	0.00	0.00	0.00
9/21/15	MMkt - Bill Invest/Issue	-50,000,000.00	(50,000,000.00)	25	0.50	0.508	0.00	0.00	0.00
10/16/15	MMkt - Bill Maturity	0.00	50,000,000.00	0	0.50	0.500	17,361.12	0.00	17,361.12
1/1/16	Closing Balance	0.00	0.00	0	0.50	0.500	0.00	0.00	0.00

Return on Investment - Detail - AST

Between: July 1, 2015 and January 1, 2016

Printed: July 1, 2016 1:05 pm

Cash Flow Date	Transaction Description	Orig Curr Balance	Local Currency Equivalent ()							
			Principal Movement	Days	Yield	Adj Yield	Premium/ (Discount)	Interest	Total Cost	
Arkansas State Treasury (Con't)										
Commercial Paper Disc Note Invest (Con't)										
580963 - Commercial Paper - Tran Type: COMM PAPER, Start: September 21, 2015, Maturity: September 29, 2015							0.508	17,361.12	0.00	17,361.12
7/1/15	Opening Balance	0.00	0.00	0	0.00	0.000	0.00	0.00	0.00	0.00
9/21/15	MMkt - Bill Invest/Issue	-20,000,000.00	(20,000,000.00)	8	0.64	0.650	0.00	0.00	0.00	0.00
9/29/15	MMkt - Bill Maturity	0.00	20,000,000.00	0	0.64	0.640	2,844.44	0.00	0.00	2,844.44
1/1/16	Closing Balance	0.00	0.00	0	0.64	0.640	0.00	0.00	0.00	0.00
							0.650	2,844.44	0.00	2,844.44
581140 - Commercial Paper - Tran Type: COMM PAPER, Start: September 22, 2015, Maturity: September 24, 2015										
7/1/15	Opening Balance	0.00	0.00	0	0.00	0.000	0.00	0.00	0.00	0.00
9/22/15	MMkt - Bill Invest/Issue	-45,299,000.00	(45,299,000.00)	2	0.50	0.508	0.00	0.00	0.00	0.00
9/24/15	MMkt - Bill Maturity	0.00	45,299,000.00	0	0.50	0.500	1,258.31	0.00	0.00	1,258.31
1/1/16	Closing Balance	0.00	0.00	0	0.50	0.500	0.00	0.00	0.00	0.00
							0.508	1,258.31	0.00	1,258.31
581141 - Commercial Paper - Tran Type: COMM PAPER, Start: September 22, 2015, Maturity: September 28, 2015										
7/1/15	Opening Balance	0.00	0.00	0	0.00	0.000	0.00	0.00	0.00	0.00
9/22/15	MMkt - Bill Invest/Issue	-35,000,000.00	(35,000,000.00)	6	0.52	0.528	0.00	0.00	0.00	0.00
9/28/15	MMkt - Bill Maturity	0.00	35,000,000.00	0	0.52	0.520	3,033.33	0.00	0.00	3,033.33
1/1/16	Closing Balance	0.00	0.00	0	0.52	0.520	0.00	0.00	0.00	0.00
							0.528	3,033.33	0.00	3,033.33
581142 - Commercial Paper - Tran Type: COMM PAPER, Start: September 22, 2015, Maturity: September 29, 2015										
7/1/15	Opening Balance	0.00	0.00	0	0.00	0.000	0.00	0.00	0.00	0.00
9/22/15	MMkt - Bill Invest/Issue	-40,000,000.00	(40,000,000.00)	7	0.60	0.609	0.00	0.00	0.00	0.00
9/29/15	MMkt - Bill Maturity	0.00	40,000,000.00	0	0.60	0.600	4,666.67	0.00	0.00	4,666.67
1/1/16	Closing Balance	0.00	0.00	0	0.60	0.600	0.00	0.00	0.00	0.00
							0.609	4,666.67	0.00	4,666.67
581143 - Commercial Paper - Tran Type: COMM PAPER, Start: September 22, 2015, Maturity: October 6, 2015										
7/1/15	Opening Balance	0.00	0.00	0	0.00	0.000	0.00	0.00	0.00	0.00
9/22/15	MMkt - Bill Invest/Issue	-25,000,000.00	(25,000,000.00)	14	0.62	0.630	0.00	0.00	0.00	0.00
10/6/15	MMkt - Bill Maturity	0.00	25,000,000.00	0	0.62	0.620	6,027.78	0.00	0.00	6,027.78
1/1/16	Closing Balance	0.00	0.00	0	0.62	0.620	0.00	0.00	0.00	0.00
							0.630	6,027.78	0.00	6,027.78
581144 - Commercial Paper - Tran Type: COMM PAPER, Start: September 22, 2015, Maturity: September 28, 2015										

Return on Investment - Detail - AST

Between: July 1, 2015 and January 1, 2016

Printed: July 1, 2016 1:05 pm

Cash Flow Date	Transaction Description	Orig Curr Balance	Local Currency Equivalent ()							
			Principal Movement	Days	Yield	Adj Yield	Premium/ (Discount)	Interest	Total Cost	
Arkansas State Treasury (Con't)										
Commercial Paper Disc Note Invest (Con't)										
581144 - Commercial Paper - Tran Type: COMM PAPER, Start: September 22, 2015, Maturity: September 28, 2015										
7/1/15	Opening Balance	0.00	0.00	0	0.00	0.000	0.00	0.00	0.00	0.00
9/22/15	MMkt - Bill Invest/Issue	-78,000,000.00	(78,000,000.00)	6	0.37	0.376	0.00	0.00	0.00	0.00
9/28/15	MMkt - Bill Maturity	0.00	78,000,000.00	0	0.37	0.370	4,810.00	0.00	0.00	4,810.00
1/1/16	Closing Balance	0.00	0.00	0	0.37	0.370	0.00	0.00	0.00	0.00
						0.376	4,810.00	0.00		4,810.00
581145 - Commercial Paper - Tran Type: COMM PAPER, Start: September 22, 2015, Maturity: September 29, 2015										
7/1/15	Opening Balance	0.00	0.00	0	0.00	0.000	0.00	0.00	0.00	0.00
9/22/15	MMkt - Bill Invest/Issue	-72,750,000.00	(72,750,000.00)	7	0.46	0.467	0.00	0.00	0.00	0.00
9/29/15	MMkt - Bill Maturity	0.00	72,750,000.00	0	0.46	0.460	6,507.08	0.00	0.00	6,507.08
1/1/16	Closing Balance	0.00	0.00	0	0.46	0.460	0.00	0.00	0.00	0.00
						0.467	6,507.08	0.00		6,507.08
581146 - Commercial Paper - Tran Type: COMM PAPER, Start: September 22, 2015, Maturity: October 22, 2015										
7/1/15	Opening Balance	0.00	0.00	0	0.00	0.000	0.00	0.00	0.00	0.00
9/22/15	MMkt - Bill Invest/Issue	-11,000,000.00	(11,000,000.00)	30	0.45	0.457	0.00	0.00	0.00	0.00
10/22/15	MMkt - Bill Maturity	0.00	11,000,000.00	0	0.45	0.450	4,125.00	0.00	0.00	4,125.00
1/1/16	Closing Balance	0.00	0.00	0	0.45	0.450	0.00	0.00	0.00	0.00
						0.457	4,125.00	0.00		4,125.00
581147 - Commercial Paper - Tran Type: COMM PAPER, Start: September 22, 2015, Maturity: October 13, 2015										
7/1/15	Opening Balance	0.00	0.00	0	0.00	0.000	0.00	0.00	0.00	0.00
9/22/15	MMkt - Bill Invest/Issue	-22,120,000.00	(22,120,000.00)	21	0.45	0.457	0.00	0.00	0.00	0.00
10/13/15	MMkt - Bill Maturity	0.00	22,120,000.00	0	0.45	0.450	5,806.50	0.00	0.00	5,806.50
1/1/16	Closing Balance	0.00	0.00	0	0.45	0.450	0.00	0.00	0.00	0.00
						0.457	5,806.50	0.00		5,806.50
581321 - Commercial Paper - Tran Type: COMM PAPER, Start: September 23, 2015, Maturity: September 29, 2015										
7/1/15	Opening Balance	0.00	0.00	0	0.00	0.000	0.00	0.00	0.00	0.00
9/23/15	MMkt - Bill Invest/Issue	-35,000,000.00	(35,000,000.00)	6	0.52	0.528	0.00	0.00	0.00	0.00
9/29/15	MMkt - Bill Maturity	0.00	35,000,000.00	0	0.52	0.520	3,033.33	0.00	0.00	3,033.33
1/1/16	Closing Balance	0.00	0.00	0	0.52	0.520	0.00	0.00	0.00	0.00
						0.528	3,033.33	0.00		3,033.33
581322 - Commercial Paper - Tran Type: COMM PAPER, Start: September 23, 2015, Maturity: September 30, 2015										
7/1/15	Opening Balance	0.00	0.00	0	0.00	0.000	0.00	0.00	0.00	0.00

Return on Investment - Detail - AST

Between: July 1, 2015 and January 1, 2016

Printed: July 1, 2016 1:05 pm

Cash Flow Date	Transaction Description	Orig Curr Balance	Local Currency Equivalent ()							
			Principal Movement	Days	Yield	Adj Yield	Premium/ (Discount)	Interest	Total Cost	
Arkansas State Treasury (Con't)										
Commercial Paper Disc Note Invest (Con't)										
581322 - Commercial Paper - Tran Type: COMM PAPER, Start: September 23, 2015, Maturity: September 30, 2015										
9/23/15	MMkt - Bill Invest/Issue	-66,306,000.00	(66,306,000.00)	7	0.46	0.467	0.00	0.00	0.00	0.00
9/30/15	MMkt - Bill Maturity	0.00	66,306,000.00	0	0.46	0.460	5,930.70	0.00	0.00	5,930.70
1/1/16	Closing Balance	0.00	0.00	0	0.46	0.460	0.00	0.00	0.00	0.00
							0.467	5,930.70	0.00	5,930.70
581531 - Commercial Paper - Tran Type: COMM PAPER, Start: September 24, 2015, Maturity: September 25, 2015										
7/1/15	Opening Balance	0.00	0.00	0	0.00	0.000	0.00	0.00	0.00	0.00
9/24/15	MMkt - Bill Invest/Issue	-15,000,000.00	(15,000,000.00)	1	0.40	0.406	0.00	0.00	0.00	0.00
9/25/15	MMkt - Bill Maturity	0.00	15,000,000.00	0	0.40	0.400	166.67	0.00	0.00	166.67
1/1/16	Closing Balance	0.00	0.00	0	0.40	0.400	0.00	0.00	0.00	0.00
							0.406	166.67	0.00	166.67
581532 - Commercial Paper - Tran Type: COMM PAPER, Start: September 24, 2015, Maturity: October 1, 2015										
7/1/15	Opening Balance	0.00	0.00	0	0.00	0.000	0.00	0.00	0.00	0.00
9/24/15	MMkt - Bill Invest/Issue	-31,450,000.00	(31,450,000.00)	7	0.52	0.528	0.00	0.00	0.00	0.00
10/1/15	MMkt - Bill Maturity	0.00	31,450,000.00	0	0.52	0.520	3,179.95	0.00	0.00	3,179.95
1/1/16	Closing Balance	0.00	0.00	0	0.52	0.520	0.00	0.00	0.00	0.00
							0.528	3,179.95	0.00	3,179.95
581533 - Commercial Paper - Tran Type: COMM PAPER, Start: September 24, 2015, Maturity: October 19, 2015										
7/1/15	Opening Balance	0.00	0.00	0	0.00	0.000	0.00	0.00	0.00	0.00
9/24/15	MMkt - Bill Invest/Issue	-41,701,000.00	(41,701,000.00)	25	0.63	0.640	0.00	0.00	0.00	0.00
10/19/15	MMkt - Bill Maturity	0.00	41,701,000.00	0	0.63	0.630	18,244.19	0.00	0.00	18,244.19
1/1/16	Closing Balance	0.00	0.00	0	0.63	0.630	0.00	0.00	0.00	0.00
							0.640	18,244.19	0.00	18,244.19
581534 - Commercial Paper - Tran Type: COMM PAPER, Start: September 24, 2015, Maturity: October 1, 2015										
7/1/15	Opening Balance	0.00	0.00	0	0.00	0.000	0.00	0.00	0.00	0.00
9/24/15	MMkt - Bill Invest/Issue	-10,675,000.00	(10,675,000.00)	7	0.46	0.467	0.00	0.00	0.00	0.00
10/1/15	MMkt - Bill Maturity	0.00	10,675,000.00	0	0.46	0.460	954.82	0.00	0.00	954.82
1/1/16	Closing Balance	0.00	0.00	0	0.46	0.460	0.00	0.00	0.00	0.00
							0.467	954.82	0.00	954.82
581702 - Commercial Paper - Tran Type: COMM PAPER, Start: September 25, 2015, Maturity: September 29, 2015										
7/1/15	Opening Balance	0.00	0.00	0	0.00	0.000	0.00	0.00	0.00	0.00
9/25/15	MMkt - Bill Invest/Issue	-5,000,000.00	(5,000,000.00)	4	0.52	0.528	0.00	0.00	0.00	0.00

Return on Investment - Detail - AST

Between: July 1, 2015 and January 1, 2016

Printed: July 1, 2016 1:05 pm

Cash Flow Date	Transaction Description	Orig Curr Balance	Local Currency Equivalent ()							
			Principal Movement	Days	Yield	Adj Yield	Premium/ (Discount)	Interest	Total Cost	
Arkansas State Treasury (Con't)										
Commercial Paper Disc Note Invest (Con't)										
581702 - Commercial Paper - Tran Type: COMM PAPER, Start: September 25, 2015, Maturity: September 29, 2015										
9/29/15	MMkt - Bill Maturity	0.00	5,000,000.00	0	0.52	0.520	288.89	0.00	288.89	
1/1/16	Closing Balance	0.00	0.00	0	0.52	0.520	0.00	0.00	0.00	
							0.528	288.89	0.00	288.89
581703 - Commercial Paper - Tran Type: COMM PAPER, Start: September 25, 2015, Maturity: September 29, 2015										
7/1/15	Opening Balance	0.00	0.00	0	0.00	0.000	0.00	0.00	0.00	
9/25/15	MMkt - Bill Invest/Issue	-5,000,000.00	(5,000,000.00)	4	0.50	0.508	0.00	0.00	0.00	
9/29/15	MMkt - Bill Maturity	0.00	5,000,000.00	0	0.50	0.500	277.78	0.00	277.78	
1/1/16	Closing Balance	0.00	0.00	0	0.50	0.500	0.00	0.00	0.00	
							0.508	277.78	0.00	277.78
581704 - Commercial Paper - Tran Type: COMM PAPER, Start: September 25, 2015, Maturity: October 2, 2015										
7/1/15	Opening Balance	0.00	0.00	0	0.00	0.000	0.00	0.00	0.00	
9/25/15	MMkt - Bill Invest/Issue	-38,950,000.00	(38,950,000.00)	7	0.45	0.457	0.00	0.00	0.00	
10/2/15	MMkt - Bill Maturity	0.00	38,950,000.00	0	0.45	0.450	3,408.12	0.00	3,408.12	
1/1/16	Closing Balance	0.00	0.00	0	0.45	0.450	0.00	0.00	0.00	
							0.457	3,408.12	0.00	3,408.12
581705 - Commercial Paper - Tran Type: COMM PAPER, Start: September 25, 2015, Maturity: October 2, 2015										
7/1/15	Opening Balance	0.00	0.00	0	0.00	0.000	0.00	0.00	0.00	
9/25/15	MMkt - Bill Invest/Issue	-18,000,000.00	(18,000,000.00)	7	0.46	0.467	0.00	0.00	0.00	
10/2/15	MMkt - Bill Maturity	0.00	18,000,000.00	0	0.46	0.460	1,610.00	0.00	1,610.00	
1/1/16	Closing Balance	0.00	0.00	0	0.46	0.460	0.00	0.00	0.00	
							0.467	1,610.00	0.00	1,610.00
581706 - Commercial Paper - Tran Type: COMM PAPER, Start: September 25, 2015, Maturity: October 2, 2015										
7/1/15	Opening Balance	0.00	0.00	0	0.00	0.000	0.00	0.00	0.00	
9/25/15	MMkt - Bill Invest/Issue	-90,000,000.00	(90,000,000.00)	7	0.46	0.467	0.00	0.00	0.00	
10/2/15	MMkt - Bill Maturity	0.00	90,000,000.00	0	0.46	0.460	8,049.98	0.00	8,049.98	
1/1/16	Closing Balance	0.00	0.00	0	0.46	0.460	0.00	0.00	0.00	
							0.467	8,049.98	0.00	8,049.98
581919 - Commercial Paper - Tran Type: COMM PAPER, Start: September 28, 2015, Maturity: September 29, 2015										
7/1/15	Opening Balance	0.00	0.00	0	0.00	0.000	0.00	0.00	0.00	
9/28/15	MMkt - Bill Invest/Issue	-89,000,000.00	(89,000,000.00)	1	0.40	0.406	0.00	0.00	0.00	
9/29/15	MMkt - Bill Maturity	0.00	89,000,000.00	0	0.40	0.400	988.89	0.00	988.89	

Return on Investment - Detail - AST

Between: July 1, 2015 and January 1, 2016

Printed: July 1, 2016 1:05 pm

Cash Flow Date	Transaction Description	Orig Curr Balance	Local Currency Equivalent ()						
			Principal Movement	Days	Yield	Adj Yield	Premium/ (Discount)	Interest	Total Cost
Arkansas State Treasury (Con't)									
Commercial Paper Disc Note Invest (Con't)									
581919 - Commercial Paper - Tran Type: COMM PAPER, Start: September 28, 2015, Maturity: September 29, 2015									
1/1/16	Closing Balance	0.00	0.00	0	0.40	0.400	0.00	0.00	0.00
			0.406			988.89	0.00	988.89	
581920 - Commercial Paper - Tran Type: COMM PAPER, Start: September 28, 2015, Maturity: October 5, 2015									
7/1/15	Opening Balance	0.00	0.00	0	0.00	0.000	0.00	0.00	0.00
9/28/15	MMkt - Bill Invest/Issue	-15,000,000.00	(15,000,000.00)	7	0.45	0.457	0.00	0.00	0.00
10/5/15	MMkt - Bill Maturity	0.00	15,000,000.00	0	0.45	0.450	1,312.50	0.00	1,312.50
1/1/16	Closing Balance	0.00	0.00	0	0.45	0.450	0.00	0.00	0.00
			0.457			1,312.50	0.00	1,312.50	
581921 - Commercial Paper - Tran Type: COMM PAPER, Start: September 28, 2015, Maturity: October 5, 2015									
7/1/15	Opening Balance	0.00	0.00	0	0.00	0.000	0.00	0.00	0.00
9/28/15	MMkt - Bill Invest/Issue	-25,000,000.00	(25,000,000.00)	7	0.45	0.457	0.00	0.00	0.00
10/5/15	MMkt - Bill Maturity	0.00	25,000,000.00	0	0.45	0.450	2,187.50	0.00	2,187.50
1/1/16	Closing Balance	0.00	0.00	0	0.45	0.450	0.00	0.00	0.00
			0.457			2,187.50	0.00	2,187.50	
581922 - Commercial Paper - Tran Type: COMM PAPER, Start: September 28, 2015, Maturity: October 2, 2015									
7/1/15	Opening Balance	0.00	0.00	0	0.00	0.000	0.00	0.00	0.00
9/28/15	MMkt - Bill Invest/Issue	-14,000,000.00	(14,000,000.00)	4	0.52	0.528	0.00	0.00	0.00
10/2/15	MMkt - Bill Maturity	0.00	14,000,000.00	0	0.52	0.520	808.89	0.00	808.89
1/1/16	Closing Balance	0.00	0.00	0	0.52	0.520	0.00	0.00	0.00
			0.528			808.89	0.00	808.89	
581923 - Commercial Paper - Tran Type: COMM PAPER, Start: September 28, 2015, Maturity: October 5, 2015									
7/1/15	Opening Balance	0.00	0.00	0	0.00	0.000	0.00	0.00	0.00
9/28/15	MMkt - Bill Invest/Issue	-31,000,000.00	(31,000,000.00)	7	0.52	0.528	0.00	0.00	0.00
10/5/15	MMkt - Bill Maturity	0.00	31,000,000.00	0	0.52	0.520	3,134.45	0.00	3,134.45
1/1/16	Closing Balance	0.00	0.00	0	0.52	0.520	0.00	0.00	0.00
			0.528			3,134.45	0.00	3,134.45	
581924 - Commercial Paper - Tran Type: COMM PAPER, Start: September 28, 2015, Maturity: October 5, 2015									
7/1/15	Opening Balance	0.00	0.00	0	0.00	0.000	0.00	0.00	0.00
9/28/15	MMkt - Bill Invest/Issue	-23,100,000.00	(23,100,000.00)	7	0.45	0.457	0.00	0.00	0.00
10/5/15	MMkt - Bill Maturity	0.00	23,100,000.00	0	0.45	0.450	2,021.25	0.00	2,021.25
1/1/16	Closing Balance	0.00	0.00	0	0.45	0.450	0.00	0.00	0.00

Return on Investment - Detail - AST

Between: July 1, 2015 and January 1, 2016

Printed: July 1, 2016 1:05 pm

Cash Flow Date	Transaction Description	Orig Curr Balance	Local Currency Equivalent ()							
			Principal Movement	Days	Yield	Adj Yield	Premium/ (Discount)	Interest	Total Cost	
Arkansas State Treasury (Con't)										
Commercial Paper Disc Note Invest (Con't)										
581925 - Commercial Paper - Tran Type: COMM PAPER, Start: September 28, 2015, Maturity: October 5, 2015							0.457	2,021.25	0.00	2,021.25
7/1/15	Opening Balance	0.00	0.00	0	0.00	0.000	0.00	0.00	0.00	0.00
9/28/15	MMkt - Bill Invest/Issue	-10,000,000.00	(10,000,000.00)	7	0.64	0.650	0.00	0.00	0.00	0.00
10/5/15	MMkt - Bill Maturity	0.00	10,000,000.00	0	0.64	0.640	1,244.45	0.00	0.00	1,244.45
1/1/16	Closing Balance	0.00	0.00	0	0.64	0.640	0.00	0.00	0.00	0.00
							0.650	1,244.45	0.00	1,244.45
581926 - Commercial Paper - Tran Type: COMM PAPER, Start: September 28, 2015, Maturity: October 5, 2015										
7/1/15	Opening Balance	0.00	0.00	0	0.00	0.000	0.00	0.00	0.00	0.00
9/28/15	MMkt - Bill Invest/Issue	-32,000,000.00	(32,000,000.00)	7	0.46	0.467	0.00	0.00	0.00	0.00
10/5/15	MMkt - Bill Maturity	0.00	32,000,000.00	0	0.46	0.460	2,862.22	0.00	0.00	2,862.22
1/1/16	Closing Balance	0.00	0.00	0	0.46	0.460	0.00	0.00	0.00	0.00
							0.467	2,862.22	0.00	2,862.22
581927 - Commercial Paper - Tran Type: COMM PAPER, Start: September 28, 2015, Maturity: October 5, 2015										
7/1/15	Opening Balance	0.00	0.00	0	0.00	0.000	0.00	0.00	0.00	0.00
9/28/15	MMkt - Bill Invest/Issue	-145,000,000.00	(145,000,000.00)	7	0.46	0.467	0.00	0.00	0.00	0.00
10/5/15	MMkt - Bill Maturity	0.00	145,000,000.00	0	0.46	0.460	12,969.41	0.00	0.00	12,969.41
1/1/16	Closing Balance	0.00	0.00	0	0.46	0.460	0.00	0.00	0.00	0.00
							0.467	12,969.41	0.00	12,969.41
582240 - Commercial Paper - Tran Type: COMM PAPER, Start: September 29, 2015, Maturity: September 30, 2015										
7/1/15	Opening Balance	0.00	0.00	0	0.00	0.000	0.00	0.00	0.00	0.00
9/29/15	MMkt - Bill Invest/Issue	-7,500,000.00	(7,500,000.00)	1	0.40	0.406	0.00	0.00	0.00	0.00
9/30/15	MMkt - Bill Maturity	0.00	7,500,000.00	0	0.40	0.400	83.33	0.00	0.00	83.33
1/1/16	Closing Balance	0.00	0.00	0	0.40	0.400	0.00	0.00	0.00	0.00
							0.406	83.33	0.00	83.33
582242 - Commercial Paper - Tran Type: COMM PAPER, Start: September 29, 2015, Maturity: September 30, 2015										
7/1/15	Opening Balance	0.00	0.00	0	0.00	0.000	0.00	0.00	0.00	0.00
9/29/15	MMkt - Bill Invest/Issue	-64,000,000.00	(64,000,000.00)	1	0.40	0.406	0.00	0.00	0.00	0.00
9/30/15	MMkt - Bill Maturity	0.00	64,000,000.00	0	0.40	0.400	711.11	0.00	0.00	711.11
1/1/16	Closing Balance	0.00	0.00	0	0.40	0.400	0.00	0.00	0.00	0.00
							0.406	711.11	0.00	711.11
582243 - Commercial Paper - Tran Type: COMM PAPER, Start: September 29, 2015, Maturity: October 6, 2015										

Return on Investment - Detail - AST

Between: July 1, 2015 and January 1, 2016

Printed: July 1, 2016 1:05 pm

Cash Flow Date	Transaction Description	Orig Curr Balance	Local Currency Equivalent ()						
			Principal Movement	Days	Yield	Adj Yield	Premium/ (Discount)	Interest	Total Cost
Arkansas State Treasury (Con't)									
Commercial Paper Disc Note Invest (Con't)									
582243 - Commercial Paper - Tran Type: COMM PAPER, Start: September 29, 2015, Maturity: October 6, 2015									
7/1/15	Opening Balance	0.00	0.00	0	0.00	0.000	0.00	0.00	0.00
9/29/15	MMkt - Bill Invest/Issue	-20,000,000.00	(20,000,000.00)	7	0.64	0.650	0.00	0.00	0.00
10/6/15	MMkt - Bill Maturity	0.00	20,000,000.00	0	0.64	0.640	2,488.89	0.00	2,488.89
1/1/16	Closing Balance	0.00	0.00	0	0.64	0.640	0.00	0.00	0.00
						0.650	2,488.89	0.00	2,488.89
582479 - Commercial Paper - Tran Type: COMM PAPER, Start: September 30, 2015, Maturity: October 1, 2015									
7/1/15	Opening Balance	0.00	0.00	0	0.00	0.000	0.00	0.00	0.00
9/30/15	MMkt - Bill Invest/Issue	-100,000,000.00	(100,000,000.00)	1	0.40	0.406	0.00	0.00	0.00
10/1/15	MMkt - Bill Maturity	0.00	100,000,000.00	0	0.40	0.400	1,111.10	0.00	1,111.10
1/1/16	Closing Balance	0.00	0.00	0	0.40	0.400	0.00	0.00	0.00
						0.406	1,111.10	0.00	1,111.10
582480 - Commercial Paper - Tran Type: COMM PAPER, Start: September 30, 2015, Maturity: October 7, 2015									
7/1/15	Opening Balance	0.00	0.00	0	0.00	0.000	0.00	0.00	0.00
9/30/15	MMkt - Bill Invest/Issue	-35,000,000.00	(35,000,000.00)	7	0.60	0.609	0.00	0.00	0.00
10/7/15	MMkt - Bill Maturity	0.00	35,000,000.00	0	0.60	0.600	4,083.33	0.00	4,083.33
1/1/16	Closing Balance	0.00	0.00	0	0.60	0.600	0.00	0.00	0.00
						0.609	4,083.33	0.00	4,083.33
582647 - Commercial Paper - Tran Type: COMM PAPER, Start: October 1, 2015, Maturity: October 2, 2015									
7/1/15	Opening Balance	0.00	0.00	0	0.00	0.000	0.00	0.00	0.00
10/1/15	MMkt - Bill Invest/Issue	-80,000,000.00	(80,000,000.00)	1	0.40	0.406	0.00	0.00	0.00
10/2/15	MMkt - Bill Maturity	0.00	80,000,000.00	0	0.40	0.400	888.89	0.00	888.89
1/1/16	Closing Balance	0.00	0.00	0	0.40	0.400	0.00	0.00	0.00
						0.406	888.89	0.00	888.89
582648 - Commercial Paper - Tran Type: COMM PAPER, Start: October 1, 2015, Maturity: October 2, 2015									
7/1/15	Opening Balance	0.00	0.00	0	0.00	0.000	0.00	0.00	0.00
10/1/15	MMkt - Bill Invest/Issue	-34,268,000.00	(34,268,000.00)	1	0.40	0.406	0.00	0.00	0.00
10/2/15	MMkt - Bill Maturity	0.00	34,268,000.00	0	0.40	0.400	380.76	0.00	380.76
1/1/16	Closing Balance	0.00	0.00	0	0.40	0.400	0.00	0.00	0.00
						0.406	380.76	0.00	380.76
582649 - Commercial Paper - Tran Type: COMM PAPER, Start: October 1, 2015, Maturity: October 8, 2015									
7/1/15	Opening Balance	0.00	0.00	0	0.00	0.000	0.00	0.00	0.00

Return on Investment - Detail - AST

Between: July 1, 2015 and January 1, 2016

Printed: July 1, 2016 1:05 pm

Cash Flow Date	Transaction Description	Orig Curr Balance	Local Currency Equivalent ()							
			Principal Movement	Days	Yield	Adj Yield	Premium/ (Discount)	Interest	Total Cost	
Arkansas State Treasury (Con't)										
Commercial Paper Disc Note Invest (Con't)										
582649 - Commercial Paper - Tran Type: COMM PAPER, Start: October 1, 2015, Maturity: October 8, 2015										
10/1/15	MMkt - Bill Invest/Issue	-15,986,000.00	(15,986,000.00)	7	0.45	0.457	0.00	0.00	0.00	0.00
10/8/15	MMkt - Bill Maturity	0.00	15,986,000.00	0	0.45	0.450	1,398.77	0.00	0.00	1,398.77
1/1/16	Closing Balance	0.00	0.00	0	0.45	0.450	0.00	0.00	0.00	0.00
							0.457	1,398.77	0.00	1,398.77
582650 - Commercial Paper - Tran Type: COMM PAPER, Start: October 1, 2015, Maturity: October 8, 2015										
7/1/15	Opening Balance	0.00	0.00	0	0.00	0.000	0.00	0.00	0.00	0.00
10/1/15	MMkt - Bill Invest/Issue	-72,000,000.00	(72,000,000.00)	7	0.45	0.457	0.00	0.00	0.00	0.00
10/8/15	MMkt - Bill Maturity	0.00	72,000,000.00	0	0.45	0.450	6,300.01	0.00	0.00	6,300.01
1/1/16	Closing Balance	0.00	0.00	0	0.45	0.450	0.00	0.00	0.00	0.00
							0.457	6,300.01	0.00	6,300.01
582815 - Commercial Paper - Tran Type: COMM PAPER, Start: October 2, 2015, Maturity: November 13, 2015										
7/1/15	Opening Balance	0.00	0.00	0	0.00	0.000	0.00	0.00	0.00	0.00
10/2/15	MMkt - Bill Invest/Issue	-20,000,000.00	(20,000,000.00)	42	0.62	0.630	0.00	0.00	0.00	0.00
11/13/15	MMkt - Bill Maturity	0.00	20,000,000.00	0	0.62	0.620	14,466.67	0.00	0.00	14,466.67
1/1/16	Closing Balance	0.00	0.00	0	0.62	0.620	0.00	0.00	0.00	0.00
							0.630	14,466.67	0.00	14,466.67
582817 - Commercial Paper - Tran Type: COMM PAPER, Start: October 2, 2015, Maturity: October 5, 2015										
7/1/15	Opening Balance	0.00	0.00	0	0.00	0.000	0.00	0.00	0.00	0.00
10/2/15	MMkt - Bill Invest/Issue	-20,000,000.00	(20,000,000.00)	3	0.40	0.406	0.00	0.00	0.00	0.00
10/5/15	MMkt - Bill Maturity	0.00	20,000,000.00	0	0.40	0.400	666.67	0.00	0.00	666.67
1/1/16	Closing Balance	0.00	0.00	0	0.40	0.400	0.00	0.00	0.00	0.00
							0.406	666.67	0.00	666.67
582818 - Commercial Paper - Tran Type: COMM PAPER, Start: October 2, 2015, Maturity: October 6, 2015										
7/1/15	Opening Balance	0.00	0.00	0	0.00	0.000	0.00	0.00	0.00	0.00
10/2/15	MMkt - Bill Invest/Issue	-47,000,000.00	(47,000,000.00)	4	0.42	0.426	0.00	0.00	0.00	0.00
10/6/15	MMkt - Bill Maturity	0.00	47,000,000.00	0	0.42	0.420	2,193.34	0.00	0.00	2,193.34
1/1/16	Closing Balance	0.00	0.00	0	0.42	0.420	0.00	0.00	0.00	0.00
							0.426	2,193.34	0.00	2,193.34
582819 - Commercial Paper - Tran Type: COMM PAPER, Start: October 2, 2015, Maturity: October 14, 2015										
7/1/15	Opening Balance	0.00	0.00	0	0.00	0.000	0.00	0.00	0.00	0.00
10/2/15	MMkt - Bill Invest/Issue	-24,340,000.00	(24,340,000.00)	12	0.60	0.609	0.00	0.00	0.00	0.00

Return on Investment - Detail - AST

Between: July 1, 2015 and January 1, 2016

Printed: July 1, 2016 1:05 pm

Cash Flow Date	Transaction Description	Orig Curr Balance	Local Currency Equivalent ()							
			Principal Movement	Days	Yield	Adj Yield	Premium/ (Discount)	Interest	Total Cost	
Arkansas State Treasury (Con't)										
Commercial Paper Disc Note Invest (Con't)										
582819 - Commercial Paper - Tran Type: COMM PAPER, Start: October 2, 2015, Maturity: October 14, 2015										
10/14/15	MMkt - Bill Maturity	0.00	24,340,000.00	0	0.60	0.600	4,868.00	0.00	4,868.00	
1/1/16	Closing Balance	0.00	0.00	0	0.60	0.600	0.00	0.00	0.00	
						0.609	4,868.00	0.00	4,868.00	
582820 - Commercial Paper - Tran Type: COMM PAPER, Start: October 2, 2015, Maturity: November 2, 2015										
7/1/15	Opening Balance	0.00	0.00	0	0.00	0.000	0.00	0.00	0.00	
10/2/15	MMkt - Bill Invest/Issue	-25,000,000.00	(25,000,000.00)	31	0.67	0.681	0.00	0.00	0.00	
11/2/15	MMkt - Bill Maturity	0.00	25,000,000.00	0	0.67	0.670	14,423.62	0.00	14,423.62	
1/1/16	Closing Balance	0.00	0.00	0	0.67	0.670	0.00	0.00	0.00	
						0.681	14,423.62	0.00	14,423.62	
582821 - Commercial Paper - Tran Type: COMM PAPER, Start: October 2, 2015, Maturity: October 30, 2015										
7/1/15	Opening Balance	0.00	0.00	0	0.00	0.000	0.00	0.00	0.00	
10/2/15	MMkt - Bill Invest/Issue	-115,000,000.00	(115,000,000.00)	28	0.57	0.579	0.00	0.00	0.00	
10/30/15	MMkt - Bill Maturity	0.00	115,000,000.00	0	0.57	0.570	50,983.35	0.00	50,983.35	
1/1/16	Closing Balance	0.00	0.00	0	0.57	0.570	0.00	0.00	0.00	
						0.579	50,983.35	0.00	50,983.35	
582822 - Commercial Paper - Tran Type: COMM PAPER, Start: October 2, 2015, Maturity: October 9, 2015										
7/1/15	Opening Balance	0.00	0.00	0	0.00	0.000	0.00	0.00	0.00	
10/2/15	MMkt - Bill Invest/Issue	-148,000,000.00	(148,000,000.00)	7	0.45	0.457	0.00	0.00	0.00	
10/9/15	MMkt - Bill Maturity	0.00	148,000,000.00	0	0.45	0.450	12,949.99	0.00	12,949.99	
1/1/16	Closing Balance	0.00	0.00	0	0.45	0.450	0.00	0.00	0.00	
						0.457	12,949.99	0.00	12,949.99	
582823 - Commercial Paper - Tran Type: COMM PAPER, Start: October 2, 2015, Maturity: October 16, 2015										
7/1/15	Opening Balance	0.00	0.00	0	0.00	0.000	0.00	0.00	0.00	
10/2/15	MMkt - Bill Invest/Issue	-10,995,000.00	(10,995,000.00)	14	0.47	0.477	0.00	0.00	0.00	
10/16/15	MMkt - Bill Maturity	0.00	10,995,000.00	0	0.47	0.470	2,009.64	0.00	2,009.64	
1/1/16	Closing Balance	0.00	0.00	0	0.47	0.470	0.00	0.00	0.00	
						0.477	2,009.64	0.00	2,009.64	
582824 - Commercial Paper - Tran Type: COMM PAPER, Start: October 2, 2015, Maturity: October 8, 2015										
7/1/15	Opening Balance	0.00	0.00	0	0.00	0.000	0.00	0.00	0.00	
10/2/15	MMkt - Bill Invest/Issue	-14,000,000.00	(14,000,000.00)	6	0.50	0.508	0.00	0.00	0.00	
10/8/15	MMkt - Bill Maturity	0.00	14,000,000.00	0	0.50	0.500	1,166.67	0.00	1,166.67	

Return on Investment - Detail - AST

Between: July 1, 2015 and January 1, 2016

Printed: July 1, 2016 1:05 pm

Cash Flow Date	Transaction Description	Orig Curr Balance	Local Currency Equivalent ()							
			Principal Movement	Days	Yield	Adj Yield	Premium/ (Discount)	Interest	Total Cost	
Arkansas State Treasury (Con't)										
Commercial Paper Disc Note Invest (Con't)										
582824 - Commercial Paper - Tran Type: COMM PAPER, Start: October 2, 2015, Maturity: October 8, 2015										
1/1/16	Closing Balance	0.00	0.00	0	0.50	0.500	0.00	0.00	0.00	0.00
						0.508	1,166.67	0.00	1,166.67	
583067 - BOA Securities, LLC MM - Tran Type: COMM PAPER, Start: October 5, 2015, Maturity: October 29, 2015										
7/1/15	Opening Balance	0.00	0.00	0	0.00	0.000	0.00	0.00	0.00	0.00
10/5/15	MMkt - Bill Invest/Issue	-5,000,000.00	(5,000,000.00)	24	0.50	0.500	0.00	0.00	0.00	0.00
10/29/15	MMkt - Bill Sale/Redemption	0.00	5,000,000.00	0	0.50	0.500	1,666.48	0.00	1,666.48	0.00
1/1/16	Closing Balance	0.00	0.00	0	0.50	0.500	0.00	0.00	0.00	0.00
						0.500	1,666.48	0.00	1,666.48	
583068 - Commercial Paper - Tran Type: COMM PAPER, Start: October 5, 2015, Maturity: November 13, 2015										
7/1/15	Opening Balance	0.00	0.00	0	0.00	0.000	0.00	0.00	0.00	0.00
10/5/15	MMkt - Bill Invest/Issue	-20,000,000.00	(20,000,000.00)	39	0.62	0.630	0.00	0.00	0.00	0.00
11/13/15	MMkt - Bill Maturity	0.00	20,000,000.00	0	0.62	0.620	13,433.34	0.00	13,433.34	0.00
1/1/16	Closing Balance	0.00	0.00	0	0.62	0.620	0.00	0.00	0.00	0.00
						0.630	13,433.34	0.00	13,433.34	
583069 - Commercial Paper - Tran Type: COMM PAPER, Start: October 5, 2015, Maturity: November 13, 2015										
7/1/15	Opening Balance	0.00	0.00	0	0.00	0.000	0.00	0.00	0.00	0.00
10/5/15	MMkt - Bill Invest/Issue	-13,042,000.00	(13,042,000.00)	39	0.46	0.467	0.00	0.00	0.00	0.00
11/13/15	MMkt - Bill Maturity	0.00	13,042,000.00	0	0.46	0.460	6,499.26	0.00	6,499.26	0.00
1/1/16	Closing Balance	0.00	0.00	0	0.46	0.460	0.00	0.00	0.00	0.00
						0.467	6,499.26	0.00	6,499.26	
583070 - BOA Securities, LLC MM - Tran Type: COMM PAPER, Start: October 5, 2015, Maturity: October 29, 2015										
7/1/15	Opening Balance	0.00	0.00	0	0.00	0.000	0.00	0.00	0.00	0.00
10/5/15	MMkt - Bill Invest/Issue	-6,034,000.00	(6,034,000.00)	24	0.50	0.500	0.00	0.00	0.00	0.00
10/29/15	MMkt - Bill Sale/Redemption	0.00	6,034,000.00	0	0.50	0.500	2,011.11	0.00	2,011.11	0.00
1/1/16	Closing Balance	0.00	0.00	0	0.50	0.500	0.00	0.00	0.00	0.00
						0.500	2,011.11	0.00	2,011.11	
583071 - Commercial Paper - Tran Type: COMM PAPER, Start: October 5, 2015, Maturity: November 13, 2015										
7/1/15	Opening Balance	0.00	0.00	0	0.00	0.000	0.00	0.00	0.00	0.00
10/5/15	MMkt - Bill Invest/Issue	-68,252,000.00	(68,252,000.00)	39	0.52	0.528	0.00	0.00	0.00	0.00
11/13/15	MMkt - Bill Maturity	0.00	68,252,000.00	0	0.52	0.520	38,448.62	0.00	38,448.62	0.00
1/1/16	Closing Balance	0.00	0.00	0	0.52	0.520	0.00	0.00	0.00	0.00

Return on Investment - Detail - AST

Between: July 1, 2015 and January 1, 2016

Printed: July 1, 2016 1:05 pm

Cash Flow Date	Transaction Description	Orig Curr Balance	Local Currency Equivalent ()							
			Principal Movement	Days	Yield	Adj Yield	Premium/ (Discount)	Interest	Total Cost	
Arkansas State Treasury (Con't)										
Commercial Paper Disc Note Invest (Con't)										
583072 - Commercial Paper - Tran Type: COMM PAPER, Start: October 5, 2015, Maturity: November 5, 2015							0.528	38,448.62	0.00	38,448.62
7/1/15	Opening Balance	0.00	0.00	0	0.00	0.000	0.00	0.00	0.00	0.00
10/5/15	MMkt - Bill Invest/Issue	-31,000,000.00	(31,000,000.00)	31	0.60	0.609	0.00	0.00	0.00	0.00
11/5/15	MMkt - Bill Maturity	0.00	31,000,000.00	0	0.60	0.600	16,016.66	0.00	0.00	16,016.66
1/1/16	Closing Balance	0.00	0.00	0	0.60	0.600	0.00	0.00	0.00	0.00
							0.609	16,016.66	0.00	16,016.66
583073 - Commercial Paper - Tran Type: COMM PAPER, Start: October 5, 2015, Maturity: November 30, 2015										
7/1/15	Opening Balance	0.00	0.00	0	0.00	0.000	0.00	0.00	0.00	0.00
10/5/15	MMkt - Bill Invest/Issue	-54,579,000.00	(54,579,000.00)	56	0.68	0.691	0.00	0.00	0.00	0.00
11/30/15	MMkt - Bill Maturity	0.00	54,579,000.00	0	0.68	0.681	57,732.45	0.00	0.00	57,732.45
1/1/16	Closing Balance	0.00	0.00	0	0.68	0.681	0.00	0.00	0.00	0.00
							0.691	57,732.45	0.00	57,732.45
583074 - Commercial Paper - Tran Type: COMM PAPER, Start: October 5, 2015, Maturity: November 9, 2015										
7/1/15	Opening Balance	0.00	0.00	0	0.00	0.000	0.00	0.00	0.00	0.00
10/5/15	MMkt - Bill Invest/Issue	-40,000,000.00	(40,000,000.00)	35	0.67	0.681	0.00	0.00	0.00	0.00
11/9/15	MMkt - Bill Maturity	0.00	40,000,000.00	0	0.67	0.670	26,055.57	0.00	0.00	26,055.57
1/1/16	Closing Balance	0.00	0.00	0	0.67	0.670	0.00	0.00	0.00	0.00
							0.681	26,055.57	0.00	26,055.57
583075 - Commercial Paper - Tran Type: COMM PAPER, Start: October 5, 2015, Maturity: October 23, 2015										
7/1/15	Opening Balance	0.00	0.00	0	0.00	0.000	0.00	0.00	0.00	0.00
10/5/15	MMkt - Bill Invest/Issue	-20,000,000.00	(20,000,000.00)	18	0.62	0.630	0.00	0.00	0.00	0.00
10/23/15	MMkt - Bill Maturity	0.00	20,000,000.00	0	0.62	0.620	6,200.00	0.00	0.00	6,200.00
1/1/16	Closing Balance	0.00	0.00	0	0.62	0.620	0.00	0.00	0.00	0.00
							0.630	6,200.00	0.00	6,200.00
583076 - Commercial Paper - Tran Type: COMM PAPER, Start: October 5, 2015, Maturity: October 6, 2015										
7/1/15	Opening Balance	0.00	0.00	0	0.00	0.000	0.00	0.00	0.00	0.00
10/5/15	MMkt - Bill Invest/Issue	-30,000,000.00	(30,000,000.00)	1	0.40	0.406	0.00	0.00	0.00	0.00
10/6/15	MMkt - Bill Maturity	0.00	30,000,000.00	0	0.40	0.400	333.33	0.00	0.00	333.33
1/1/16	Closing Balance	0.00	0.00	0	0.40	0.400	0.00	0.00	0.00	0.00
							0.406	333.33	0.00	333.33
583077 - Commercial Paper - Tran Type: COMM PAPER, Start: October 5, 2015, Maturity: November 13, 2015										

Return on Investment - Detail - AST

Between: July 1, 2015 and January 1, 2016

Printed: July 1, 2016 1:05 pm

Cash Flow Date	Transaction Description	Orig Curr Balance	Local Currency Equivalent ()							
			Principal Movement	Days	Yield	Adj Yield	Premium/ (Discount)	Interest	Total Cost	
Arkansas State Treasury (Con't)										
Commercial Paper Disc Note Invest (Con't)										
583077 - Commercial Paper - Tran Type: COMM PAPER, Start: October 5, 2015, Maturity: November 13, 2015										
7/1/15	Opening Balance	0.00	0.00	0	0.00	0.000	0.00	0.00	0.00	0.00
10/5/15	MMkt - Bill Invest/Issue	-50,700,000.00	(50,700,000.00)	39	0.52	0.528	0.00	0.00	0.00	0.00
11/13/15	MMkt - Bill Maturity	0.00	50,700,000.00	0	0.52	0.520	28,560.83	0.00	0.00	28,560.83
1/1/16	Closing Balance	0.00	0.00	0	0.52	0.520	0.00	0.00	0.00	0.00
						0.528	28,560.83	0.00		28,560.83
583261 - Commercial Paper - Tran Type: COMM PAPER, Start: October 6, 2015, Maturity: November 9, 2015										
7/1/15	Opening Balance	0.00	0.00	0	0.00	0.000	0.00	0.00	0.00	0.00
10/6/15	MMkt - Bill Invest/Issue	-36,000,000.00	(36,000,000.00)	34	0.62	0.630	0.00	0.00	0.00	0.00
11/9/15	MMkt - Bill Maturity	0.00	36,000,000.00	0	0.62	0.620	21,079.99	0.00	0.00	21,079.99
1/1/16	Closing Balance	0.00	0.00	0	0.62	0.620	0.00	0.00	0.00	0.00
						0.630	21,079.99	0.00		21,079.99
583262 - Commercial Paper - Tran Type: COMM PAPER, Start: October 6, 2015, Maturity: November 30, 2015										
7/1/15	Opening Balance	0.00	0.00	0	0.00	0.000	0.00	0.00	0.00	0.00
10/6/15	MMkt - Bill Invest/Issue	-7,000,000.00	(7,000,000.00)	55	0.65	0.660	0.00	0.00	0.00	0.00
11/30/15	MMkt - Bill Maturity	0.00	7,000,000.00	0	0.65	0.651	6,951.39	0.00	0.00	6,951.39
1/1/16	Closing Balance	0.00	0.00	0	0.65	0.651	0.00	0.00	0.00	0.00
						0.660	6,951.39	0.00		6,951.39
583263 - Commercial Paper - Tran Type: COMM PAPER, Start: October 6, 2015, Maturity: October 27, 2015										
7/1/15	Opening Balance	0.00	0.00	0	0.00	0.000	0.00	0.00	0.00	0.00
10/6/15	MMkt - Bill Invest/Issue	-26,279,000.00	(26,279,000.00)	21	0.64	0.650	0.00	0.00	0.00	0.00
10/27/15	MMkt - Bill Maturity	0.00	26,279,000.00	0	0.64	0.640	9,810.83	0.00	0.00	9,810.83
1/1/16	Closing Balance	0.00	0.00	0	0.64	0.640	0.00	0.00	0.00	0.00
						0.650	9,810.83	0.00		9,810.83
583264 - BOA Securities, LLC MM - Tran Type: COMM PAPER, Start: October 6, 2015, Maturity: November 30, 2015										
7/1/15	Opening Balance	0.00	0.00	0	0.00	0.000	0.00	0.00	0.00	0.00
10/6/15	MMkt - Bill Invest/Issue	-50,000,000.00	(50,000,000.00)	55	0.73	0.731	0.00	0.00	0.00	0.00
11/30/15	MMkt - Bill Sale/Redemption	0.00	50,000,000.00	0	0.73	0.731	55,752.58	0.00	0.00	55,752.58
1/1/16	Closing Balance	0.00	0.00	0	0.73	0.731	0.00	0.00	0.00	0.00
						0.731	55,752.58	0.00		55,752.58
583418 - Commercial Paper - Tran Type: COMM PAPER, Start: October 7, 2015, Maturity: October 19, 2015										
7/1/15	Opening Balance	0.00	0.00	0	0.00	0.000	0.00	0.00	0.00	0.00

Return on Investment - Detail - AST

Between: July 1, 2015 and January 1, 2016

Printed: July 1, 2016 1:05 pm

Cash Flow Date	Transaction Description	Orig Curr Balance	Local Currency Equivalent ()							
			Principal Movement	Days	Yield	Adj Yield	Premium/ (Discount)	Interest	Total Cost	
Arkansas State Treasury (Con't)										
Commercial Paper Disc Note Invest (Con't)										
583418 - Commercial Paper - Tran Type: COMM PAPER, Start: October 7, 2015, Maturity: October 19, 2015										
10/7/15	MMkt - Bill Invest/Issue	-34,000,000.00	(34,000,000.00)	12	0.50	0.508	0.00	0.00	0.00	0.00
10/19/15	MMkt - Bill Maturity	0.00	34,000,000.00	0	0.50	0.500	5,666.66	0.00	0.00	5,666.66
1/1/16	Closing Balance	0.00	0.00	0	0.50	0.500	0.00	0.00	0.00	0.00
							0.508	5,666.66	0.00	5,666.66
583419 - Commercial Paper - Tran Type: COMM PAPER, Start: October 7, 2015, Maturity: October 22, 2015										
7/1/15	Opening Balance	0.00	0.00	0	0.00	0.000	0.00	0.00	0.00	0.00
10/7/15	MMkt - Bill Invest/Issue	-24,100,000.00	(24,100,000.00)	15	0.62	0.630	0.00	0.00	0.00	0.00
10/22/15	MMkt - Bill Maturity	0.00	24,100,000.00	0	0.62	0.620	6,225.83	0.00	0.00	6,225.83
1/1/16	Closing Balance	0.00	0.00	0	0.62	0.620	0.00	0.00	0.00	0.00
							0.630	6,225.83	0.00	6,225.83
583639 - Commercial Paper - Tran Type: COMM PAPER, Start: October 8, 2015, Maturity: December 2, 2015										
7/1/15	Opening Balance	0.00	0.00	0	0.00	0.000	0.00	0.00	0.00	0.00
10/8/15	MMkt - Bill Invest/Issue	-4,994,000.00	(4,994,000.00)	55	0.50	0.508	0.00	0.00	0.00	0.00
12/2/15	MMkt - Bill Maturity	0.00	4,994,000.00	0	0.50	0.500	3,814.86	0.00	0.00	3,814.86
1/1/16	Closing Balance	0.00	0.00	0	0.50	0.500	0.00	0.00	0.00	0.00
							0.508	3,814.86	0.00	3,814.86
583640 - Commercial Paper - Tran Type: COMM PAPER, Start: October 8, 2015, Maturity: October 9, 2015										
7/1/15	Opening Balance	0.00	0.00	0	0.00	0.000	0.00	0.00	0.00	0.00
10/8/15	MMkt - Bill Invest/Issue	-213,000,000.00	(213,000,000.00)	1	0.40	0.406	0.00	0.00	0.00	0.00
10/9/15	MMkt - Bill Maturity	0.00	213,000,000.00	0	0.40	0.400	2,366.66	0.00	0.00	2,366.66
1/1/16	Closing Balance	0.00	0.00	0	0.40	0.400	0.00	0.00	0.00	0.00
							0.406	2,366.66	0.00	2,366.66
583641 - Commercial Paper - Tran Type: COMM PAPER, Start: October 8, 2015, Maturity: October 15, 2015										
7/1/15	Opening Balance	0.00	0.00	0	0.00	0.000	0.00	0.00	0.00	0.00
10/8/15	MMkt - Bill Invest/Issue	-3,407,000.00	(3,407,000.00)	7	0.45	0.457	0.00	0.00	0.00	0.00
10/15/15	MMkt - Bill Maturity	0.00	3,407,000.00	0	0.45	0.450	298.11	0.00	0.00	298.11
1/1/16	Closing Balance	0.00	0.00	0	0.45	0.450	0.00	0.00	0.00	0.00
							0.457	298.11	0.00	298.11
583643 - Commercial Paper - Tran Type: COMM PAPER, Start: October 8, 2015, Maturity: October 22, 2015										
7/1/15	Opening Balance	0.00	0.00	0	0.00	0.000	0.00	0.00	0.00	0.00
10/8/15	MMkt - Bill Invest/Issue	-2,250,000.00	(2,250,000.00)	14	0.47	0.477	0.00	0.00	0.00	0.00

Return on Investment - Detail - AST

Between: July 1, 2015 and January 1, 2016

Printed: July 1, 2016 1:05 pm

Cash Flow Date	Transaction Description	Orig Curr Balance	Local Currency Equivalent ()							
			Principal Movement	Days	Yield	Adj Yield	Premium/ (Discount)	Interest	Total Cost	
Arkansas State Treasury (Con't)										
Commercial Paper Disc Note Invest (Con't)										
583643 - Commercial Paper - Tran Type: COMM PAPER, Start: October 8, 2015, Maturity: October 22, 2015										
10/22/15	MMkt - Bill Maturity	0.00	2,250,000.00	0	0.47	0.470	411.25	0.00	411.25	
1/1/16	Closing Balance	0.00	0.00	0	0.47	0.470	0.00	0.00	0.00	
							0.477	411.25	0.00	411.25
583644 - Commercial Paper - Tran Type: COMM PAPER, Start: October 8, 2015, Maturity: October 9, 2015										
7/1/15	Opening Balance	0.00	0.00	0	0.00	0.000	0.00	0.00	0.00	
10/8/15	MMkt - Bill Invest/Issue	-23,966,000.00	(23,966,000.00)	1	0.40	0.406	0.00	0.00	0.00	
10/9/15	MMkt - Bill Maturity	0.00	23,966,000.00	0	0.40	0.400	266.29	0.00	266.29	
1/1/16	Closing Balance	0.00	0.00	0	0.40	0.400	0.00	0.00	0.00	
							0.406	266.29	0.00	266.29
583645 - Commercial Paper - Tran Type: COMM PAPER, Start: October 8, 2015, Maturity: October 22, 2015										
7/1/15	Opening Balance	0.00	0.00	0	0.00	0.000	0.00	0.00	0.00	
10/8/15	MMkt - Bill Invest/Issue	-11,567,000.00	(11,567,000.00)	14	0.45	0.457	0.00	0.00	0.00	
10/22/15	MMkt - Bill Maturity	0.00	11,567,000.00	0	0.45	0.450	2,024.23	0.00	2,024.23	
1/1/16	Closing Balance	0.00	0.00	0	0.45	0.450	0.00	0.00	0.00	
							0.457	2,024.23	0.00	2,024.23
583646 - Commercial Paper - Tran Type: COMM PAPER, Start: October 8, 2015, Maturity: November 9, 2015										
7/1/15	Opening Balance	0.00	0.00	0	0.00	0.000	0.00	0.00	0.00	
10/8/15	MMkt - Bill Invest/Issue	-14,000,000.00	(14,000,000.00)	32	0.60	0.609	0.00	0.00	0.00	
11/9/15	MMkt - Bill Maturity	0.00	14,000,000.00	0	0.60	0.600	7,466.66	0.00	7,466.66	
1/1/16	Closing Balance	0.00	0.00	0	0.60	0.600	0.00	0.00	0.00	
							0.609	7,466.66	0.00	7,466.66
583647 - Commercial Paper - Tran Type: COMM PAPER, Start: October 8, 2015, Maturity: December 1, 2015										
7/1/15	Opening Balance	0.00	0.00	0	0.00	0.000	0.00	0.00	0.00	
10/8/15	MMkt - Bill Invest/Issue	-9,000,000.00	(9,000,000.00)	54	0.65	0.660	0.00	0.00	0.00	
12/1/15	MMkt - Bill Maturity	0.00	9,000,000.00	0	0.65	0.651	8,775.00	0.00	8,775.00	
1/1/16	Closing Balance	0.00	0.00	0	0.65	0.651	0.00	0.00	0.00	
							0.660	8,775.00	0.00	8,775.00
583648 - Commercial Paper - Tran Type: COMM PAPER, Start: October 8, 2015, Maturity: October 9, 2015										
7/1/15	Opening Balance	0.00	0.00	0	0.00	0.000	0.00	0.00	0.00	
10/8/15	MMkt - Bill Invest/Issue	-35,800,000.00	(35,800,000.00)	1	0.40	0.406	0.00	0.00	0.00	
10/9/15	MMkt - Bill Maturity	0.00	35,800,000.00	0	0.40	0.400	397.78	0.00	397.78	

Return on Investment - Detail - AST

Between: July 1, 2015 and January 1, 2016

Printed: July 1, 2016 1:05 pm

Cash Flow Date	Transaction Description	Orig Curr Balance	Local Currency Equivalent ()							
			Principal Movement	Days	Yield	Adj Yield	Premium/ (Discount)	Interest	Total Cost	
Arkansas State Treasury (Con't)										
Commercial Paper Disc Note Invest (Con't)										
583648 - Commercial Paper - Tran Type: COMM PAPER, Start: October 8, 2015, Maturity: October 9, 2015										
1/1/16	Closing Balance	0.00	0.00	0	0.40	0.400	0.00	0.00	0.00	0.00
						0.406	397.78	0.00	397.78	
583848 - Commercial Paper - Tran Type: COMM PAPER, Start: October 9, 2015, Maturity: October 13, 2015										
7/1/15	Opening Balance	0.00	0.00	0	0.00	0.000	0.00	0.00	0.00	0.00
10/9/15	MMkt - Bill Invest/Issue	-63,000,000.00	(63,000,000.00)	4	0.40	0.406	0.00	0.00	0.00	0.00
10/13/15	MMkt - Bill Maturity	0.00	63,000,000.00	0	0.40	0.400	2,800.02	0.00	0.00	2,800.02
1/1/16	Closing Balance	0.00	0.00	0	0.40	0.400	0.00	0.00	0.00	0.00
						0.406	2,800.02	0.00	2,800.02	
583849 - Commercial Paper - Tran Type: COMM PAPER, Start: October 9, 2015, Maturity: November 5, 2015										
7/1/15	Opening Balance	0.00	0.00	0	0.00	0.000	0.00	0.00	0.00	0.00
10/9/15	MMkt - Bill Invest/Issue	-9,000,000.00	(9,000,000.00)	27	0.63	0.640	0.00	0.00	0.00	0.00
11/5/15	MMkt - Bill Maturity	0.00	9,000,000.00	0	0.63	0.630	4,252.50	0.00	0.00	4,252.50
1/1/16	Closing Balance	0.00	0.00	0	0.63	0.630	0.00	0.00	0.00	0.00
						0.640	4,252.50	0.00	4,252.50	
583850 - Commercial Paper - Tran Type: COMM PAPER, Start: October 9, 2015, Maturity: November 19, 2015										
7/1/15	Opening Balance	0.00	0.00	0	0.00	0.000	0.00	0.00	0.00	0.00
10/9/15	MMkt - Bill Invest/Issue	-4,300,000.00	(4,300,000.00)	41	0.63	0.640	0.00	0.00	0.00	0.00
11/19/15	MMkt - Bill Maturity	0.00	4,300,000.00	0	0.63	0.630	3,085.25	0.00	0.00	3,085.25
1/1/16	Closing Balance	0.00	0.00	0	0.63	0.630	0.00	0.00	0.00	0.00
						0.640	3,085.25	0.00	3,085.25	
583851 - Commercial Paper - Tran Type: COMM PAPER, Start: October 9, 2015, Maturity: October 30, 2015										
7/1/15	Opening Balance	0.00	0.00	0	0.00	0.000	0.00	0.00	0.00	0.00
10/9/15	MMkt - Bill Invest/Issue	-20,000,000.00	(20,000,000.00)	21	0.64	0.650	0.00	0.00	0.00	0.00
10/30/15	MMkt - Bill Maturity	0.00	20,000,000.00	0	0.64	0.640	7,466.67	0.00	0.00	7,466.67
1/1/16	Closing Balance	0.00	0.00	0	0.64	0.640	0.00	0.00	0.00	0.00
						0.650	7,466.67	0.00	7,466.67	
583852 - Commercial Paper - Tran Type: COMM PAPER, Start: October 9, 2015, Maturity: October 16, 2015										
7/1/15	Opening Balance	0.00	0.00	0	0.00	0.000	0.00	0.00	0.00	0.00
10/9/15	MMkt - Bill Invest/Issue	-100,000,000.00	(100,000,000.00)	7	0.45	0.457	0.00	0.00	0.00	0.00
10/16/15	MMkt - Bill Maturity	0.00	100,000,000.00	0	0.45	0.450	8,750.01	0.00	0.00	8,750.01
1/1/16	Closing Balance	0.00	0.00	0	0.45	0.450	0.00	0.00	0.00	0.00

Return on Investment - Detail - AST

Between: July 1, 2015 and January 1, 2016

Printed: July 1, 2016 1:05 pm

Cash Flow Date	Transaction Description	Orig Curr Balance	Local Currency Equivalent ()							
			Principal Movement	Days	Yield	Adj Yield	Premium/ (Discount)	Interest	Total Cost	
Arkansas State Treasury (Con't)										
Commercial Paper Disc Note Invest (Con't)										
584113 - Commercial Paper - Tran Type: COMM PAPER, Start: October 13, 2015, Maturity: October 14, 2015							0.457	8,750.01	0.00	8,750.01
7/1/15	Opening Balance	0.00	0.00	0	0.00	0.000	0.00	0.00	0.00	0.00
10/13/15	MMkt - Bill Invest/Issue	-11,000,000.00	(11,000,000.00)	1	0.40	0.406	0.00	0.00	0.00	0.00
10/14/15	MMkt - Bill Maturity	0.00	11,000,000.00	0	0.40	0.400	122.22	0.00	0.00	122.22
1/1/16	Closing Balance	0.00	0.00	0	0.40	0.400	0.00	0.00	0.00	0.00
							0.406	122.22	0.00	122.22
584119 - Commercial Paper - Tran Type: COMM PAPER, Start: October 13, 2015, Maturity: October 19, 2015										
7/1/15	Opening Balance	0.00	0.00	0	0.00	0.000	0.00	0.00	0.00	0.00
10/13/15	MMkt - Bill Invest/Issue	-40,000,000.00	(40,000,000.00)	6	0.52	0.528	0.00	0.00	0.00	0.00
10/19/15	MMkt - Bill Maturity	0.00	40,000,000.00	0	0.52	0.520	3,466.67	0.00	0.00	3,466.67
1/1/16	Closing Balance	0.00	0.00	0	0.52	0.520	0.00	0.00	0.00	0.00
							0.528	3,466.67	0.00	3,466.67
584120 - Commercial Paper - Tran Type: COMM PAPER, Start: October 13, 2015, Maturity: November 12, 2015										
7/1/15	Opening Balance	0.00	0.00	0	0.00	0.000	0.00	0.00	0.00	0.00
10/13/15	MMkt - Bill Invest/Issue	-40,000,000.00	(40,000,000.00)	30	0.67	0.681	0.00	0.00	0.00	0.00
11/12/15	MMkt - Bill Maturity	0.00	40,000,000.00	0	0.67	0.670	22,333.32	0.00	0.00	22,333.32
1/1/16	Closing Balance	0.00	0.00	0	0.67	0.670	0.00	0.00	0.00	0.00
							0.681	22,333.32	0.00	22,333.32
584264 - Commercial Paper - Tran Type: COMM PAPER, Start: October 14, 2015, Maturity: October 27, 2015										
7/1/15	Opening Balance	0.00	0.00	0	0.00	0.000	0.00	0.00	0.00	0.00
10/14/15	MMkt - Bill Invest/Issue	-25,000,000.00	(25,000,000.00)	13	0.62	0.630	0.00	0.00	0.00	0.00
10/27/15	MMkt - Bill Maturity	0.00	25,000,000.00	0	0.62	0.620	5,597.22	0.00	0.00	5,597.22
1/1/16	Closing Balance	0.00	0.00	0	0.62	0.620	0.00	0.00	0.00	0.00
							0.630	5,597.22	0.00	5,597.22
584265 - Commercial Paper - Tran Type: COMM PAPER, Start: October 14, 2015, Maturity: October 15, 2015										
7/1/15	Opening Balance	0.00	0.00	0	0.00	0.000	0.00	0.00	0.00	0.00
10/14/15	MMkt - Bill Invest/Issue	-19,000,000.00	(19,000,000.00)	1	0.40	0.406	0.00	0.00	0.00	0.00
10/15/15	MMkt - Bill Maturity	0.00	19,000,000.00	0	0.40	0.400	211.11	0.00	0.00	211.11
1/1/16	Closing Balance	0.00	0.00	0	0.40	0.400	0.00	0.00	0.00	0.00
							0.406	211.11	0.00	211.11
584266 - Commercial Paper - Tran Type: COMM PAPER, Start: October 14, 2015, Maturity: October 15, 2015										

Return on Investment - Detail - AST

Between: July 1, 2015 and January 1, 2016

Printed: July 1, 2016 1:05 pm

Cash Flow Date	Transaction Description	Orig Curr Balance	Local Currency Equivalent ()						
			Principal Movement	Days	Yield	Adj Yield	Premium/ (Discount)	Interest	Total Cost
Arkansas State Treasury (Con't)									
Commercial Paper Disc Note Invest (Con't)									
584266 - Commercial Paper - Tran Type: COMM PAPER, Start: October 14, 2015, Maturity: October 15, 2015									
7/1/15	Opening Balance	0.00	0.00	0	0.00	0.000	0.00	0.00	0.00
10/14/15	MMkt - Bill Invest/Issue	-23,966,000.00	(23,966,000.00)	1	0.40	0.406	0.00	0.00	0.00
10/15/15	MMkt - Bill Maturity	0.00	23,966,000.00	0	0.40	0.400	266.29	0.00	266.29
1/1/16	Closing Balance	0.00	0.00	0	0.40	0.400	0.00	0.00	0.00
						0.406	266.29	0.00	266.29
584267 - Commercial Paper - Tran Type: COMM PAPER, Start: October 14, 2015, Maturity: November 9, 2015									
7/1/15	Opening Balance	0.00	0.00	0	0.00	0.000	0.00	0.00	0.00
10/14/15	MMkt - Bill Invest/Issue	-12,000,000.00	(12,000,000.00)	26	0.63	0.640	0.00	0.00	0.00
11/9/15	MMkt - Bill Maturity	0.00	12,000,000.00	0	0.63	0.630	5,460.00	0.00	5,460.00
1/1/16	Closing Balance	0.00	0.00	0	0.63	0.630	0.00	0.00	0.00
						0.640	5,460.00	0.00	5,460.00
584508 - Commercial Paper - Tran Type: COMM PAPER, Start: October 15, 2015, Maturity: October 28, 2015									
7/1/15	Opening Balance	0.00	0.00	0	0.00	0.000	0.00	0.00	0.00
10/15/15	MMkt - Bill Invest/Issue	-29,700,000.00	(29,700,000.00)	13	0.50	0.508	0.00	0.00	0.00
10/28/15	MMkt - Bill Maturity	0.00	29,700,000.00	0	0.50	0.500	5,362.50	0.00	5,362.50
1/1/16	Closing Balance	0.00	0.00	0	0.50	0.500	0.00	0.00	0.00
						0.508	5,362.50	0.00	5,362.50
584509 - Commercial Paper - Tran Type: COMM PAPER, Start: October 15, 2015, Maturity: October 16, 2015									
7/1/15	Opening Balance	0.00	0.00	0	0.00	0.000	0.00	0.00	0.00
10/15/15	MMkt - Bill Invest/Issue	-5,400,000.00	(5,400,000.00)	1	0.50	0.508	0.00	0.00	0.00
10/16/15	MMkt - Bill Maturity	0.00	5,400,000.00	0	0.50	0.500	75.00	0.00	75.00
1/1/16	Closing Balance	0.00	0.00	0	0.50	0.500	0.00	0.00	0.00
						0.508	75.00	0.00	75.00
584510 - Commercial Paper - Tran Type: COMM PAPER, Start: October 15, 2015, Maturity: November 6, 2015									
7/1/15	Opening Balance	0.00	0.00	0	0.00	0.000	0.00	0.00	0.00
10/15/15	MMkt - Bill Invest/Issue	-34,000,000.00	(34,000,000.00)	22	0.48	0.487	0.00	0.00	0.00
11/6/15	MMkt - Bill Maturity	0.00	34,000,000.00	0	0.48	0.480	9,973.34	0.00	9,973.34
1/1/16	Closing Balance	0.00	0.00	0	0.48	0.480	0.00	0.00	0.00
						0.487	9,973.34	0.00	9,973.34
584724 - Commercial Paper - Tran Type: COMM PAPER, Start: October 16, 2015, Maturity: October 19, 2015									
7/1/15	Opening Balance	0.00	0.00	0	0.00	0.000	0.00	0.00	0.00

Return on Investment - Detail - AST

Between: July 1, 2015 and January 1, 2016

Printed: July 1, 2016 1:05 pm

Cash Flow Date	Transaction Description	Orig Curr Balance	Local Currency Equivalent ()							
			Principal Movement	Days	Yield	Adj Yield	Premium/ (Discount)	Interest	Total Cost	
Arkansas State Treasury (Con't)										
Commercial Paper Disc Note Invest (Con't)										
584724 - Commercial Paper - Tran Type: COMM PAPER, Start: October 16, 2015, Maturity: October 19, 2015										
10/16/15	MMkt - Bill Invest/Issue	-20,000,000.00	(20,000,000.00)	3	0.40	0.406	0.00	0.00	0.00	0.00
10/19/15	MMkt - Bill Maturity	0.00	20,000,000.00	0	0.40	0.400	666.64	0.00	0.00	666.64
1/1/16	Closing Balance	0.00	0.00	0	0.40	0.400	0.00	0.00	0.00	0.00
						0.406	666.64	0.00		666.64
584725 - Commercial Paper - Tran Type: COMM PAPER, Start: October 16, 2015, Maturity: October 19, 2015										
7/1/15	Opening Balance	0.00	0.00	0	0.00	0.000	0.00	0.00	0.00	0.00
10/16/15	MMkt - Bill Invest/Issue	-14,000,000.00	(14,000,000.00)	3	0.40	0.406	0.00	0.00	0.00	0.00
10/19/15	MMkt - Bill Maturity	0.00	14,000,000.00	0	0.40	0.400	466.65	0.00	0.00	466.65
1/1/16	Closing Balance	0.00	0.00	0	0.40	0.400	0.00	0.00	0.00	0.00
						0.406	466.65	0.00		466.65
584726 - Commercial Paper - Tran Type: COMM PAPER, Start: October 16, 2015, Maturity: November 6, 2015										
7/1/15	Opening Balance	0.00	0.00	0	0.00	0.000	0.00	0.00	0.00	0.00
10/16/15	MMkt - Bill Invest/Issue	-50,000,000.00	(50,000,000.00)	21	0.50	0.508	0.00	0.00	0.00	0.00
11/6/15	MMkt - Bill Maturity	0.00	50,000,000.00	0	0.50	0.500	14,579.08	0.00	0.00	14,579.08
1/1/16	Closing Balance	0.00	0.00	0	0.50	0.500	0.00	0.00	0.00	0.00
						0.508	14,579.08	0.00		14,579.08
584727 - Commercial Paper - Tran Type: COMM PAPER, Start: October 16, 2015, Maturity: October 23, 2015										
7/1/15	Opening Balance	0.00	0.00	0	0.00	0.000	0.00	0.00	0.00	0.00
10/16/15	MMkt - Bill Invest/Issue	-110,448,000.00	(110,448,000.00)	7	0.42	0.426	0.00	0.00	0.00	0.00
10/23/15	MMkt - Bill Maturity	0.00	110,448,000.00	0	0.42	0.420	9,019.83	0.00	0.00	9,019.83
1/1/16	Closing Balance	0.00	0.00	0	0.42	0.420	0.00	0.00	0.00	0.00
						0.426	9,019.83	0.00		9,019.83
584728 - Commercial Paper - Tran Type: COMM PAPER, Start: October 16, 2015, Maturity: November 20, 2015										
7/1/15	Opening Balance	0.00	0.00	0	0.00	0.000	0.00	0.00	0.00	0.00
10/16/15	MMkt - Bill Invest/Issue	-90,000,000.00	(90,000,000.00)	35	0.60	0.609	0.00	0.00	0.00	0.00
11/20/15	MMkt - Bill Maturity	0.00	90,000,000.00	0	0.60	0.600	52,499.98	0.00	0.00	52,499.98
1/1/16	Closing Balance	0.00	0.00	0	0.60	0.600	0.00	0.00	0.00	0.00
						0.609	52,499.98	0.00		52,499.98
584729 - Commercial Paper - Tran Type: COMM PAPER, Start: October 16, 2015, Maturity: October 22, 2015										
7/1/15	Opening Balance	0.00	0.00	0	0.00	0.000	0.00	0.00	0.00	0.00
10/16/15	MMkt - Bill Invest/Issue	-15,600,000.00	(15,600,000.00)	6	0.53	0.538	0.00	0.00	0.00	0.00

Return on Investment - Detail - AST

Between: July 1, 2015 and January 1, 2016

Printed: July 1, 2016 1:05 pm

Cash Flow Date	Transaction Description	Orig Curr Balance	Local Currency Equivalent ()							
			Principal Movement	Days	Yield	Adj Yield	Premium/ (Discount)	Interest	Total Cost	
Arkansas State Treasury (Con't)										
Commercial Paper Disc Note Invest (Con't)										
584729 - Commercial Paper - Tran Type: COMM PAPER, Start: October 16, 2015, Maturity: October 22, 2015										
10/22/15	MMkt - Bill Maturity	0.00	15,600,000.00	0	0.53	0.530	1,378.00	0.00	1,378.00	
1/1/16	Closing Balance	0.00	0.00	0	0.53	0.530	0.00	0.00	0.00	
						0.538	1,378.00	0.00	1,378.00	
584932 - Commercial Paper - Tran Type: COMM PAPER, Start: October 19, 2015, Maturity: October 20, 2015										
7/1/15	Opening Balance	0.00	0.00	0	0.00	0.000	0.00	0.00	0.00	
10/19/15	MMkt - Bill Invest/Issue	-117,000,000.00	(117,000,000.00)	1	0.40	0.406	0.00	0.00	0.00	
10/20/15	MMkt - Bill Maturity	0.00	117,000,000.00	0	0.40	0.400	1,299.99	0.00	1,299.99	
1/1/16	Closing Balance	0.00	0.00	0	0.40	0.400	0.00	0.00	0.00	
						0.406	1,299.99	0.00	1,299.99	
584933 - Commercial Paper - Tran Type: COMM PAPER, Start: October 19, 2015, Maturity: November 5, 2015										
7/1/15	Opening Balance	0.00	0.00	0	0.00	0.000	0.00	0.00	0.00	
10/19/15	MMkt - Bill Invest/Issue	-2,500,000.00	(2,500,000.00)	17	0.55	0.558	0.00	0.00	0.00	
11/5/15	MMkt - Bill Maturity	0.00	2,500,000.00	0	0.55	0.550	649.31	0.00	649.31	
1/1/16	Closing Balance	0.00	0.00	0	0.55	0.550	0.00	0.00	0.00	
						0.558	649.31	0.00	649.31	
584934 - Commercial Paper - Tran Type: COMM PAPER, Start: October 19, 2015, Maturity: November 6, 2015										
7/1/15	Opening Balance	0.00	0.00	0	0.00	0.000	0.00	0.00	0.00	
10/19/15	MMkt - Bill Invest/Issue	-25,600,000.00	(25,600,000.00)	18	0.64	0.650	0.00	0.00	0.00	
11/6/15	MMkt - Bill Maturity	0.00	25,600,000.00	0	0.64	0.640	8,192.00	0.00	8,192.00	
1/1/16	Closing Balance	0.00	0.00	0	0.64	0.640	0.00	0.00	0.00	
						0.650	8,192.00	0.00	8,192.00	
584935 - Commercial Paper - Tran Type: COMM PAPER, Start: October 19, 2015, Maturity: October 22, 2015										
7/1/15	Opening Balance	0.00	0.00	0	0.00	0.000	0.00	0.00	0.00	
10/19/15	MMkt - Bill Invest/Issue	-24,550,000.00	(24,550,000.00)	3	0.50	0.508	0.00	0.00	0.00	
10/22/15	MMkt - Bill Maturity	0.00	24,550,000.00	0	0.50	0.500	1,022.92	0.00	1,022.92	
1/1/16	Closing Balance	0.00	0.00	0	0.50	0.500	0.00	0.00	0.00	
						0.508	1,022.92	0.00	1,022.92	
584936 - Commercial Paper - Tran Type: COMM PAPER, Start: October 19, 2015, Maturity: October 26, 2015										
7/1/15	Opening Balance	0.00	0.00	0	0.00	0.000	0.00	0.00	0.00	
10/19/15	MMkt - Bill Invest/Issue	-2,000,000.00	(2,000,000.00)	7	0.52	0.528	0.00	0.00	0.00	
10/26/15	MMkt - Bill Maturity	0.00	2,000,000.00	0	0.52	0.520	202.22	0.00	202.22	

Return on Investment - Detail - AST

Between: July 1, 2015 and January 1, 2016

Printed: July 1, 2016 1:05 pm

Cash Flow Date	Transaction Description	Orig Curr Balance	Local Currency Equivalent ()							
			Principal Movement	Days	Yield	Adj Yield	Premium/ (Discount)	Interest	Total Cost	
Arkansas State Treasury (Con't)										
Commercial Paper Disc Note Invest (Con't)										
584936 - Commercial Paper - Tran Type: COMM PAPER, Start: October 19, 2015, Maturity: October 26, 2015										
1/1/16	Closing Balance	0.00	0.00	0	0.52	0.520	0.00	0.00	0.00	0.00
						0.528	202.22	0.00	202.22	
584937 - Commercial Paper - Tran Type: COMM PAPER, Start: October 19, 2015, Maturity: October 23, 2015										
7/1/15	Opening Balance	0.00	0.00	0	0.00	0.000	0.00	0.00	0.00	0.00
10/19/15	MMkt - Bill Invest/Issue	-30,000,000.00	(30,000,000.00)	4	0.52	0.528	0.00	0.00	0.00	0.00
10/23/15	MMkt - Bill Maturity	0.00	30,000,000.00	0	0.52	0.520	1,733.33	0.00	0.00	1,733.33
1/1/16	Closing Balance	0.00	0.00	0	0.52	0.520	0.00	0.00	0.00	0.00
						0.528	1,733.33	0.00	1,733.33	
585127 - Commercial Paper - Tran Type: COMM PAPER, Start: October 20, 2015, Maturity: October 21, 2015										
7/1/15	Opening Balance	0.00	0.00	0	0.00	0.000	0.00	0.00	0.00	0.00
10/20/15	MMkt - Bill Invest/Issue	-45,000,000.00	(45,000,000.00)	1	0.40	0.406	0.00	0.00	0.00	0.00
10/21/15	MMkt - Bill Maturity	0.00	45,000,000.00	0	0.40	0.400	499.99	0.00	0.00	499.99
1/1/16	Closing Balance	0.00	0.00	0	0.40	0.400	0.00	0.00	0.00	0.00
						0.406	499.99	0.00	499.99	
585128 - Commercial Paper - Tran Type: COMM PAPER, Start: October 20, 2015, Maturity: November 17, 2015										
7/1/15	Opening Balance	0.00	0.00	0	0.00	0.000	0.00	0.00	0.00	0.00
10/20/15	MMkt - Bill Invest/Issue	-50,000,000.00	(50,000,000.00)	28	0.47	0.477	0.00	0.00	0.00	0.00
11/17/15	MMkt - Bill Maturity	0.00	50,000,000.00	0	0.47	0.470	18,277.70	0.00	0.00	18,277.70
1/1/16	Closing Balance	0.00	0.00	0	0.47	0.470	0.00	0.00	0.00	0.00
						0.477	18,277.70	0.00	18,277.70	
585129 - Commercial Paper - Tran Type: COMM PAPER, Start: October 20, 2015, Maturity: October 21, 2015										
7/1/15	Opening Balance	0.00	0.00	0	0.00	0.000	0.00	0.00	0.00	0.00
10/20/15	MMkt - Bill Invest/Issue	-23,966,000.00	(23,966,000.00)	1	0.40	0.406	0.00	0.00	0.00	0.00
10/21/15	MMkt - Bill Maturity	0.00	23,966,000.00	0	0.40	0.400	266.29	0.00	0.00	266.29
1/1/16	Closing Balance	0.00	0.00	0	0.40	0.400	0.00	0.00	0.00	0.00
						0.406	266.29	0.00	266.29	
585130 - Commercial Paper - Tran Type: COMM PAPER, Start: October 21, 2015, Maturity: October 22, 2015										
7/1/15	Opening Balance	0.00	0.00	0	0.00	0.000	0.00	0.00	0.00	0.00
10/21/15	MMkt - Bill Invest/Issue	-64,000,000.00	(64,000,000.00)	1	0.40	0.406	0.00	0.00	0.00	0.00
10/22/15	MMkt - Bill Maturity	0.00	64,000,000.00	0	0.40	0.400	711.10	0.00	0.00	711.10
1/1/16	Closing Balance	0.00	0.00	0	0.40	0.400	0.00	0.00	0.00	0.00

Return on Investment - Detail - AST

Between: July 1, 2015 and January 1, 2016

Printed: July 1, 2016 1:05 pm

Cash Flow Date	Transaction Description	Orig Curr Balance	Local Currency Equivalent ()							
			Principal Movement	Days	Yield	Adj Yield	Premium/ (Discount)	Interest	Total Cost	
Arkansas State Treasury (Con't)										
Commercial Paper Disc Note Invest (Con't)										
585291 - Commercial Paper - Tran Type: COMM PAPER, Start: October 21, 2015, Maturity: October 22, 2015							0.406	711.10	0.00	711.10
7/1/15	Opening Balance	0.00	0.00	0	0.00	0.000	0.00	0.00	0.00	0.00
10/21/15	MMkt - Bill Invest/Issue	-23,966,000.00	(23,966,000.00)	1	0.40	0.406	0.00	0.00	0.00	0.00
10/22/15	MMkt - Bill Maturity	0.00	23,966,000.00	0	0.40	0.400	266.29	0.00	0.00	266.29
1/1/16	Closing Balance	0.00	0.00	0	0.40	0.400	0.00	0.00	0.00	0.00
							0.406	266.29	0.00	266.29
585292 - Commercial Paper - Tran Type: COMM PAPER, Start: October 21, 2015, Maturity: October 22, 2015										
7/1/15	Opening Balance	0.00	0.00	0	0.00	0.000	0.00	0.00	0.00	0.00
10/21/15	MMkt - Bill Invest/Issue	-44,000,000.00	(44,000,000.00)	1	0.40	0.406	0.00	0.00	0.00	0.00
10/22/15	MMkt - Bill Maturity	0.00	44,000,000.00	0	0.40	0.400	488.89	0.00	0.00	488.89
1/1/16	Closing Balance	0.00	0.00	0	0.40	0.400	0.00	0.00	0.00	0.00
							0.406	488.89	0.00	488.89
585293 - Commercial Paper - Tran Type: COMM PAPER, Start: October 21, 2015, Maturity: November 19, 2015										
7/1/15	Opening Balance	0.00	0.00	0	0.00	0.000	0.00	0.00	0.00	0.00
10/21/15	MMkt - Bill Invest/Issue	-3,164,000.00	(3,164,000.00)	29	0.63	0.640	0.00	0.00	0.00	0.00
11/19/15	MMkt - Bill Maturity	0.00	3,164,000.00	0	0.63	0.630	1,605.73	0.00	0.00	1,605.73
1/1/16	Closing Balance	0.00	0.00	0	0.63	0.630	0.00	0.00	0.00	0.00
							0.640	1,605.73	0.00	1,605.73
585294 - Commercial Paper - Tran Type: COMM PAPER, Start: October 21, 2015, Maturity: October 27, 2015										
7/1/15	Opening Balance	0.00	0.00	0	0.00	0.000	0.00	0.00	0.00	0.00
10/21/15	MMkt - Bill Invest/Issue	-3,854,000.00	(3,854,000.00)	6	0.60	0.609	0.00	0.00	0.00	0.00
10/27/15	MMkt - Bill Maturity	0.00	3,854,000.00	0	0.60	0.600	385.40	0.00	0.00	385.40
1/1/16	Closing Balance	0.00	0.00	0	0.60	0.600	0.00	0.00	0.00	0.00
							0.609	385.40	0.00	385.40
585295 - Commercial Paper - Tran Type: COMM PAPER, Start: October 21, 2015, Maturity: November 20, 2015										
7/1/15	Opening Balance	0.00	0.00	0	0.00	0.000	0.00	0.00	0.00	0.00
10/21/15	MMkt - Bill Invest/Issue	-15,000,000.00	(15,000,000.00)	30	0.66	0.670	0.00	0.00	0.00	0.00
11/20/15	MMkt - Bill Maturity	0.00	15,000,000.00	0	0.66	0.660	8,250.00	0.00	0.00	8,250.00
1/1/16	Closing Balance	0.00	0.00	0	0.66	0.660	0.00	0.00	0.00	0.00
							0.670	8,250.00	0.00	8,250.00
585296 - Commercial Paper - Tran Type: COMM PAPER, Start: October 21, 2015, Maturity: November 23, 2015										

Return on Investment - Detail - AST

Between: July 1, 2015 and January 1, 2016

Printed: July 1, 2016 1:05 pm

Cash Flow Date	Transaction Description	Orig Curr Balance	Local Currency Equivalent ()						
			Principal Movement	Days	Yield	Adj Yield	Premium/ (Discount)	Interest	Total Cost
Arkansas State Treasury (Con't)									
Commercial Paper Disc Note Invest (Con't)									
585296 - Commercial Paper - Tran Type: COMM PAPER, Start: October 21, 2015, Maturity: November 23, 2015									
7/1/15	Opening Balance	0.00	0.00	0	0.00	0.000	0.00	0.00	0.00
10/21/15	MMkt - Bill Invest/Issue	-24,400,000.00	(24,400,000.00)	33	0.51	0.518	0.00	0.00	0.00
11/23/15	MMkt - Bill Maturity	0.00	24,400,000.00	0	0.51	0.510	11,407.01	0.00	11,407.01
1/1/16	Closing Balance	0.00	0.00	0	0.51	0.510	0.00	0.00	0.00
						0.518	11,407.01	0.00	11,407.01
585297 - Commercial Paper - Tran Type: COMM PAPER, Start: October 21, 2015, Maturity: November 6, 2015									
7/1/15	Opening Balance	0.00	0.00	0	0.00	0.000	0.00	0.00	0.00
10/21/15	MMkt - Bill Invest/Issue	-20,000,000.00	(20,000,000.00)	16	0.61	0.620	0.00	0.00	0.00
11/6/15	MMkt - Bill Maturity	0.00	20,000,000.00	0	0.61	0.610	5,422.22	0.00	5,422.22
1/1/16	Closing Balance	0.00	0.00	0	0.61	0.610	0.00	0.00	0.00
						0.620	5,422.22	0.00	5,422.22
585298 - Commercial Paper - Tran Type: COMM PAPER, Start: October 21, 2015, Maturity: November 6, 2015									
7/1/15	Opening Balance	0.00	0.00	0	0.00	0.000	0.00	0.00	0.00
10/21/15	MMkt - Bill Invest/Issue	-50,000,000.00	(50,000,000.00)	16	0.45	0.457	0.00	0.00	0.00
11/6/15	MMkt - Bill Maturity	0.00	50,000,000.00	0	0.45	0.450	10,000.00	0.00	10,000.00
1/1/16	Closing Balance	0.00	0.00	0	0.45	0.450	0.00	0.00	0.00
						0.457	10,000.00	0.00	10,000.00
585491 - Commercial Paper - Tran Type: COMM PAPER, Start: October 22, 2015, Maturity: October 23, 2015									
7/1/15	Opening Balance	0.00	0.00	0	0.00	0.000	0.00	0.00	0.00
10/22/15	MMkt - Bill Invest/Issue	-158,000,000.00	(158,000,000.00)	1	0.40	0.406	0.00	0.00	0.00
10/23/15	MMkt - Bill Maturity	0.00	158,000,000.00	0	0.40	0.400	1,755.54	0.00	1,755.54
1/1/16	Closing Balance	0.00	0.00	0	0.40	0.400	0.00	0.00	0.00
						0.406	1,755.54	0.00	1,755.54
585492 - BOA Securities, LLC MM - Tran Type: COMM PAPER, Start: October 22, 2015, Maturity: October 29, 2015									
7/1/15	Opening Balance	0.00	0.00	0	0.00	0.000	0.00	0.00	0.00
10/22/15	MMkt - Bill Invest/Issue	-97,700,000.00	(97,700,000.00)	7	0.48	0.480	0.00	0.00	0.00
10/29/15	MMkt - Bill Sale/Redemption	0.00	97,700,000.00	0	0.48	0.480	9,117.69	0.00	9,117.69
1/1/16	Closing Balance	0.00	0.00	0	0.48	0.480	0.00	0.00	0.00
						0.480	9,117.69	0.00	9,117.69
585493 - Commercial Paper - Tran Type: COMM PAPER, Start: October 22, 2015, Maturity: November 5, 2015									
7/1/15	Opening Balance	0.00	0.00	0	0.00	0.000	0.00	0.00	0.00

Return on Investment - Detail - AST

Between: July 1, 2015 and January 1, 2016

Printed: July 1, 2016 1:05 pm

Cash Flow Date	Transaction Description	Orig Curr Balance	Local Currency Equivalent ()							
			Principal Movement	Days	Yield	Adj Yield	Premium/ (Discount)	Interest	Total Cost	
Arkansas State Treasury (Con't)										
Commercial Paper Disc Note Invest (Con't)										
585493 - Commercial Paper - Tran Type: COMM PAPER, Start: October 22, 2015, Maturity: November 5, 2015										
10/22/15	MMkt - Bill Invest/Issue	-20,840,000.00	(20,840,000.00)	14	0.50	0.508	0.00	0.00	0.00	0.00
11/5/15	MMkt - Bill Maturity	0.00	20,840,000.00	0	0.50	0.500	4,052.22	0.00	0.00	4,052.22
1/1/16	Closing Balance	0.00	0.00	0	0.50	0.500	0.00	0.00	0.00	0.00
							0.508	4,052.22	0.00	4,052.22
585494 - Commercial Paper - Tran Type: COMM PAPER, Start: October 22, 2015, Maturity: October 26, 2015										
7/1/15	Opening Balance	0.00	0.00	0	0.00	0.000	0.00	0.00	0.00	0.00
10/22/15	MMkt - Bill Invest/Issue	-5,000,000.00	(5,000,000.00)	4	0.50	0.508	0.00	0.00	0.00	0.00
10/26/15	MMkt - Bill Maturity	0.00	5,000,000.00	0	0.50	0.500	277.78	0.00	0.00	277.78
1/1/16	Closing Balance	0.00	0.00	0	0.50	0.500	0.00	0.00	0.00	0.00
							0.508	277.78	0.00	277.78
585495 - Commercial Paper - Tran Type: COMM PAPER, Start: October 22, 2015, Maturity: November 2, 2015										
7/1/15	Opening Balance	0.00	0.00	0	0.00	0.000	0.00	0.00	0.00	0.00
10/22/15	MMkt - Bill Invest/Issue	-50,000,000.00	(50,000,000.00)	11	0.55	0.558	0.00	0.00	0.00	0.00
11/2/15	MMkt - Bill Maturity	0.00	50,000,000.00	0	0.55	0.550	8,402.77	0.00	0.00	8,402.77
1/1/16	Closing Balance	0.00	0.00	0	0.55	0.550	0.00	0.00	0.00	0.00
							0.558	8,402.77	0.00	8,402.77
585496 - Commercial Paper - Tran Type: COMM PAPER, Start: October 22, 2015, Maturity: November 12, 2015										
7/1/15	Opening Balance	0.00	0.00	0	0.00	0.000	0.00	0.00	0.00	0.00
10/22/15	MMkt - Bill Invest/Issue	-20,000,000.00	(20,000,000.00)	21	0.65	0.660	0.00	0.00	0.00	0.00
11/12/15	MMkt - Bill Maturity	0.00	20,000,000.00	0	0.65	0.650	7,583.34	0.00	0.00	7,583.34
1/1/16	Closing Balance	0.00	0.00	0	0.65	0.650	0.00	0.00	0.00	0.00
							0.660	7,583.34	0.00	7,583.34
585722 - Commercial Paper - Tran Type: COMM PAPER, Start: October 23, 2015, Maturity: October 26, 2015										
7/1/15	Opening Balance	0.00	0.00	0	0.00	0.000	0.00	0.00	0.00	0.00
10/23/15	MMkt - Bill Invest/Issue	-104,000,000.00	(104,000,000.00)	3	0.40	0.406	0.00	0.00	0.00	0.00
10/26/15	MMkt - Bill Maturity	0.00	104,000,000.00	0	0.40	0.400	3,466.64	0.00	0.00	3,466.64
1/1/16	Closing Balance	0.00	0.00	0	0.40	0.400	0.00	0.00	0.00	0.00
							0.406	3,466.64	0.00	3,466.64
585723 - Commercial Paper - Tran Type: COMM PAPER, Start: October 23, 2015, Maturity: October 30, 2015										
7/1/15	Opening Balance	0.00	0.00	0	0.00	0.000	0.00	0.00	0.00	0.00
10/23/15	MMkt - Bill Invest/Issue	-15,000,000.00	(15,000,000.00)	7	0.42	0.426	0.00	0.00	0.00	0.00

Return on Investment - Detail - AST

Between: July 1, 2015 and January 1, 2016

Printed: July 1, 2016 1:05 pm

Cash Flow Date	Transaction Description	Orig Curr Balance	Local Currency Equivalent ()							
			Principal Movement	Days	Yield	Adj Yield	Premium/ (Discount)	Interest	Total Cost	
Arkansas State Treasury (Con't)										
Commercial Paper Disc Note Invest (Con't)										
585723 - Commercial Paper - Tran Type: COMM PAPER, Start: October 23, 2015, Maturity: October 30, 2015										
10/30/15	MMkt - Bill Maturity	0.00	15,000,000.00	0	0.42	0.420	1,225.00	0.00	1,225.00	
1/1/16	Closing Balance	0.00	0.00	0	0.42	0.420	0.00	0.00	0.00	
						0.426	1,225.00	0.00	1,225.00	
585947 - Commercial Paper - Tran Type: COMM PAPER, Start: October 26, 2015, Maturity: November 25, 2015										
7/1/15	Opening Balance	0.00	0.00	0	0.00	0.000	0.00	0.00	0.00	
10/26/15	MMkt - Bill Invest/Issue	-25,000,000.00	(25,000,000.00)	30	0.47	0.477	0.00	0.00	0.00	
11/25/15	MMkt - Bill Maturity	0.00	25,000,000.00	0	0.47	0.470	9,791.58	0.00	9,791.58	
1/1/16	Closing Balance	0.00	0.00	0	0.47	0.470	0.00	0.00	0.00	
						0.477	9,791.58	0.00	9,791.58	
585948 - Commercial Paper - Tran Type: COMM PAPER, Start: October 26, 2015, Maturity: October 27, 2015										
7/1/15	Opening Balance	0.00	0.00	0	0.00	0.000	0.00	0.00	0.00	
10/26/15	MMkt - Bill Invest/Issue	-44,000,000.00	(44,000,000.00)	1	0.40	0.406	0.00	0.00	0.00	
10/27/15	MMkt - Bill Maturity	0.00	44,000,000.00	0	0.40	0.400	488.88	0.00	488.88	
1/1/16	Closing Balance	0.00	0.00	0	0.40	0.400	0.00	0.00	0.00	
						0.406	488.88	0.00	488.88	
586138 - Commercial Paper - Tran Type: COMM PAPER, Start: October 27, 2015, Maturity: November 13, 2015										
7/1/15	Opening Balance	0.00	0.00	0	0.00	0.000	0.00	0.00	0.00	
10/27/15	MMkt - Bill Invest/Issue	-75,000,000.00	(75,000,000.00)	17	0.61	0.620	0.00	0.00	0.00	
11/13/15	MMkt - Bill Maturity	0.00	75,000,000.00	0	0.61	0.610	21,604.18	0.00	21,604.18	
1/1/16	Closing Balance	0.00	0.00	0	0.61	0.610	0.00	0.00	0.00	
						0.620	21,604.18	0.00	21,604.18	
586139 - Commercial Paper - Tran Type: COMM PAPER, Start: October 27, 2015, Maturity: November 13, 2015										
7/1/15	Opening Balance	0.00	0.00	0	0.00	0.000	0.00	0.00	0.00	
10/27/15	MMkt - Bill Invest/Issue	-46,000,000.00	(46,000,000.00)	17	0.45	0.457	0.00	0.00	0.00	
11/13/15	MMkt - Bill Maturity	0.00	46,000,000.00	0	0.45	0.450	9,775.09	0.00	9,775.09	
1/1/16	Closing Balance	0.00	0.00	0	0.45	0.450	0.00	0.00	0.00	
						0.457	9,775.09	0.00	9,775.09	
586365 - Commercial Paper - Tran Type: COMM PAPER, Start: October 28, 2015, Maturity: November 2, 2015										
7/1/15	Opening Balance	0.00	0.00	0	0.00	0.000	0.00	0.00	0.00	
10/28/15	MMkt - Bill Invest/Issue	-5,000,000.00	(5,000,000.00)	5	0.52	0.528	0.00	0.00	0.00	
11/2/15	MMkt - Bill Maturity	0.00	5,000,000.00	0	0.52	0.520	361.11	0.00	361.11	

Return on Investment - Detail - AST

Between: July 1, 2015 and January 1, 2016

Printed: July 1, 2016 1:05 pm

Cash Flow Date	Transaction Description	Orig Curr Balance	Local Currency Equivalent ()						
			Principal Movement	Days	Yield	Adj Yield	Premium/ (Discount)	Interest	Total Cost
Arkansas State Treasury (Con't)									
Commercial Paper Disc Note Invest (Con't)									
586365 - Commercial Paper - Tran Type: COMM PAPER, Start: October 28, 2015, Maturity: November 2, 2015									
1/1/16	Closing Balance	0.00	0.00	0	0.52	0.520	0.00	0.00	0.00
						0.528	361.11	0.00	361.11
586367 - Commercial Paper - Tran Type: COMM PAPER, Start: October 28, 2015, Maturity: November 25, 2015									
7/1/15	Opening Balance	0.00	0.00	0	0.00	0.000	0.00	0.00	0.00
10/28/15	MMkt - Bill Invest/Issue	-36,000,000.00	(36,000,000.00)	28	0.51	0.518	0.00	0.00	0.00
11/25/15	MMkt - Bill Maturity	0.00	36,000,000.00	0	0.51	0.510	14,279.99	0.00	14,279.99
1/1/16	Closing Balance	0.00	0.00	0	0.51	0.510	0.00	0.00	0.00
						0.518	14,279.99	0.00	14,279.99
586759 - Commercial Paper - Tran Type: COMM PAPER, Start: October 30, 2015, Maturity: January 8, 2016									
7/1/15	Opening Balance	0.00	0.00	0	0.00	0.000	0.00	0.00	0.00
10/30/15	MMkt - Bill Invest/Issue	-17,800,000.00	(17,800,000.00)	63	0.70	0.711	0.00	0.00	0.00
1/1/16	Closing Balance	-17,800,000.00	(17,800,000.00)	0	0.70	0.711	21,802.03	0.00	21,802.03
						0.711	21,802.03	0.00	21,802.03
586760 - Commercial Paper - Tran Type: COMM PAPER, Start: October 30, 2015, Maturity: December 11, 2015									
7/1/15	Opening Balance	0.00	0.00	0	0.00	0.000	0.00	0.00	0.00
10/30/15	MMkt - Bill Invest/Issue	-20,000,000.00	(20,000,000.00)	42	0.65	0.660	0.00	0.00	0.00
12/11/15	MMkt - Bill Maturity	0.00	20,000,000.00	0	0.65	0.650	15,166.66	0.00	15,166.66
1/1/16	Closing Balance	0.00	0.00	0	0.65	0.650	0.00	0.00	0.00
						0.660	15,166.66	0.00	15,166.66
586967 - Commercial Paper - Tran Type: COMM PAPER, Start: October 30, 2015, Maturity: November 6, 2015									
7/1/15	Opening Balance	0.00	0.00	0	0.00	0.000	0.00	0.00	0.00
10/30/15	MMkt - Bill Invest/Issue	-15,767,000.00	(15,767,000.00)	7	0.45	0.457	0.00	0.00	0.00
11/6/15	MMkt - Bill Maturity	0.00	15,767,000.00	0	0.45	0.450	1,379.61	0.00	1,379.61
1/1/16	Closing Balance	0.00	0.00	0	0.45	0.450	0.00	0.00	0.00
						0.457	1,379.61	0.00	1,379.61
586968 - Commercial Paper - Tran Type: COMM PAPER, Start: October 30, 2015, Maturity: November 6, 2015									
7/1/15	Opening Balance	0.00	0.00	0	0.00	0.000	0.00	0.00	0.00
10/30/15	MMkt - Bill Invest/Issue	-32,000,000.00	(32,000,000.00)	7	0.43	0.436	0.00	0.00	0.00
11/6/15	MMkt - Bill Maturity	0.00	32,000,000.00	0	0.43	0.430	2,675.56	0.00	2,675.56
1/1/16	Closing Balance	0.00	0.00	0	0.43	0.430	0.00	0.00	0.00
						0.436	2,675.56	0.00	2,675.56

Return on Investment - Detail - AST

Between: July 1, 2015 and January 1, 2016

Printed: July 1, 2016 1:05 pm

Cash Flow Date	Transaction Description	Orig Curr Balance	Local Currency Equivalent ()							
			Principal Movement	Days	Yield	Adj Yield	Premium/ (Discount)	Interest	Total Cost	
Arkansas State Treasury (Con't)										
Commercial Paper Disc Note Invest (Con't)										
586974 - Commercial Paper - Tran Type: COMM PAPER, Start: November 2, 2015, Maturity: November 30, 2015										
7/1/15	Opening Balance	0.00	0.00	0	0.00	0.000	0.00	0.00	0.00	0.00
11/2/15	MMkt - Bill Invest/Issue	-35,000,000.00	(35,000,000.00)	28	0.62	0.630	0.00	0.00	0.00	0.00
11/30/15	MMkt - Bill Maturity	0.00	35,000,000.00	0	0.62	0.620	16,877.77	0.00	0.00	16,877.77
1/1/16	Closing Balance	0.00	0.00	0	0.62	0.620	0.00	0.00	0.00	0.00
						0.630	16,877.77	0.00		16,877.77
586975 - Commercial Paper - Tran Type: COMM PAPER, Start: November 2, 2015, Maturity: December 28, 2015										
7/1/15	Opening Balance	0.00	0.00	0	0.00	0.000	0.00	0.00	0.00	0.00
11/2/15	MMkt - Bill Invest/Issue	-14,000,000.00	(14,000,000.00)	56	0.68	0.691	0.00	0.00	0.00	0.00
12/28/15	MMkt - Bill Maturity	0.00	14,000,000.00	0	0.68	0.681	14,808.89	0.00	0.00	14,808.89
1/1/16	Closing Balance	0.00	0.00	0	0.68	0.681	0.00	0.00	0.00	0.00
						0.691	14,808.89	0.00		14,808.89
586976 - Commercial Paper - Tran Type: COMM PAPER, Start: November 2, 2015, Maturity: November 20, 2015										
7/1/15	Opening Balance	0.00	0.00	0	0.00	0.000	0.00	0.00	0.00	0.00
11/2/15	MMkt - Bill Invest/Issue	-29,540,000.00	(29,540,000.00)	18	0.65	0.660	0.00	0.00	0.00	0.00
11/20/15	MMkt - Bill Maturity	0.00	29,540,000.00	0	0.65	0.650	9,600.50	0.00	0.00	9,600.50
1/1/16	Closing Balance	0.00	0.00	0	0.65	0.650	0.00	0.00	0.00	0.00
						0.660	9,600.50	0.00		9,600.50
586977 - BOA Securities, LLC MM - Tran Type: COMM PAPER, Start: November 2, 2015, Maturity: November 30, 2015										
7/1/15	Opening Balance	0.00	0.00	0	0.00	0.000	0.00	0.00	0.00	0.00
11/2/15	MMkt - Bill Invest/Issue	-25,000,000.00	(25,000,000.00)	28	0.65	0.650	0.00	0.00	0.00	0.00
11/30/15	MMkt - Bill Sale/Redemption	0.00	25,000,000.00	0	0.65	0.650	12,638.44	0.00	0.00	12,638.44
1/1/16	Closing Balance	0.00	0.00	0	0.65	0.650	0.00	0.00	0.00	0.00
						0.650	12,638.44	0.00		12,638.44
587500 - Commercial Paper - Tran Type: COMM PAPER, Start: November 5, 2015, Maturity: November 12, 2015										
7/1/15	Opening Balance	0.00	0.00	0	0.00	0.000	0.00	0.00	0.00	0.00
11/5/15	MMkt - Bill Invest/Issue	-10,000,000.00	(10,000,000.00)	7	0.50	0.508	0.00	0.00	0.00	0.00
11/12/15	MMkt - Bill Maturity	0.00	10,000,000.00	0	0.50	0.500	972.22	0.00	0.00	972.22
1/1/16	Closing Balance	0.00	0.00	0	0.50	0.500	0.00	0.00	0.00	0.00
						0.508	972.22	0.00		972.22
587501 - Commercial Paper - Tran Type: COMM PAPER, Start: November 5, 2015, Maturity: November 12, 2015										
7/1/15	Opening Balance	0.00	0.00	0	0.00	0.000	0.00	0.00	0.00	0.00

Return on Investment - Detail - AST

Between: July 1, 2015 and January 1, 2016

Printed: July 1, 2016 1:05 pm

Cash Flow Date	Transaction Description	Orig Curr Balance	Local Currency Equivalent ()							
			Principal Movement	Days	Yield	Adj Yield	Premium/ (Discount)	Interest	Total Cost	
Arkansas State Treasury (Con't)										
Commercial Paper Disc Note Invest (Con't)										
587501 - Commercial Paper - Tran Type: COMM PAPER, Start: November 5, 2015, Maturity: November 12, 2015										
11/5/15	MMkt - Bill Invest/Issue	-16,000,000.00	(16,000,000.00)	7	0.50	0.508	0.00	0.00	0.00	0.00
11/12/15	MMkt - Bill Maturity	0.00	16,000,000.00	0	0.50	0.500	1,555.56	0.00	0.00	1,555.56
1/1/16	Closing Balance	0.00	0.00	0	0.50	0.500	0.00	0.00	0.00	0.00
							0.508	1,555.56	0.00	1,555.56
587502 - Commercial Paper - Tran Type: COMM PAPER, Start: November 5, 2015, Maturity: November 12, 2015										
7/1/15	Opening Balance	0.00	0.00	0	0.00	0.000	0.00	0.00	0.00	0.00
11/5/15	MMkt - Bill Invest/Issue	-25,000,000.00	(25,000,000.00)	7	0.50	0.508	0.00	0.00	0.00	0.00
11/12/15	MMkt - Bill Maturity	0.00	25,000,000.00	0	0.50	0.500	2,430.56	0.00	0.00	2,430.56
1/1/16	Closing Balance	0.00	0.00	0	0.50	0.500	0.00	0.00	0.00	0.00
							0.508	2,430.56	0.00	2,430.56
587504 - Commercial Paper - Tran Type: COMM PAPER, Start: November 5, 2015, Maturity: December 3, 2015										
7/1/15	Opening Balance	0.00	0.00	0	0.00	0.000	0.00	0.00	0.00	0.00
11/5/15	MMkt - Bill Invest/Issue	-3,500,000.00	(3,500,000.00)	28	0.60	0.609	0.00	0.00	0.00	0.00
12/3/15	MMkt - Bill Maturity	0.00	3,500,000.00	0	0.60	0.600	1,633.33	0.00	0.00	1,633.33
1/1/16	Closing Balance	0.00	0.00	0	0.60	0.600	0.00	0.00	0.00	0.00
							0.609	1,633.33	0.00	1,633.33
587681 - Commercial Paper - Tran Type: COMM PAPER, Start: November 6, 2015, Maturity: November 19, 2015										
7/1/15	Opening Balance	0.00	0.00	0	0.00	0.000	0.00	0.00	0.00	0.00
11/6/15	MMkt - Bill Invest/Issue	-25,000,000.00	(25,000,000.00)	13	0.50	0.508	0.00	0.00	0.00	0.00
11/19/15	MMkt - Bill Maturity	0.00	25,000,000.00	0	0.50	0.500	4,513.89	0.00	0.00	4,513.89
1/1/16	Closing Balance	0.00	0.00	0	0.50	0.500	0.00	0.00	0.00	0.00
							0.508	4,513.89	0.00	4,513.89
587682 - Commercial Paper - Tran Type: COMM PAPER, Start: November 6, 2015, Maturity: December 3, 2015										
7/1/15	Opening Balance	0.00	0.00	0	0.00	0.000	0.00	0.00	0.00	0.00
11/6/15	MMkt - Bill Invest/Issue	-6,500,000.00	(6,500,000.00)	27	0.60	0.609	0.00	0.00	0.00	0.00
12/3/15	MMkt - Bill Maturity	0.00	6,500,000.00	0	0.60	0.600	2,925.00	0.00	0.00	2,925.00
1/1/16	Closing Balance	0.00	0.00	0	0.60	0.600	0.00	0.00	0.00	0.00
							0.609	2,925.00	0.00	2,925.00
587683 - Commercial Paper - Tran Type: COMM PAPER, Start: November 6, 2015, Maturity: November 16, 2015										
7/1/15	Opening Balance	0.00	0.00	0	0.00	0.000	0.00	0.00	0.00	0.00
11/6/15	MMkt - Bill Invest/Issue	-14,087,000.00	(14,087,000.00)	10	0.55	0.558	0.00	0.00	0.00	0.00

Return on Investment - Detail - AST

Between: July 1, 2015 and January 1, 2016

Printed: July 1, 2016 1:05 pm

Cash Flow Date	Transaction Description	Orig Curr Balance	Local Currency Equivalent ()							
			Principal Movement	Days	Yield	Adj Yield	Premium/ (Discount)	Interest	Total Cost	
Arkansas State Treasury (Con't)										
Commercial Paper Disc Note Invest (Con't)										
587683 - Commercial Paper - Tran Type: COMM PAPER, Start: November 6, 2015, Maturity: November 16, 2015										
11/16/15	MMkt - Bill Maturity	0.00	14,087,000.00	0	0.55	0.550	2,152.18	0.00	2,152.18	
1/1/16	Closing Balance	0.00	0.00	0	0.55	0.550	0.00	0.00	0.00	
							0.558	2,152.18	0.00	2,152.18
587684 - Commercial Paper - Tran Type: COMM PAPER, Start: November 6, 2015, Maturity: December 7, 2015										
7/1/15	Opening Balance	0.00	0.00	0	0.00	0.000	0.00	0.00	0.00	
11/6/15	MMkt - Bill Invest/Issue	-6,308,000.00	(6,308,000.00)	31	0.65	0.660	0.00	0.00	0.00	
12/7/15	MMkt - Bill Maturity	0.00	6,308,000.00	0	0.65	0.650	3,530.73	0.00	3,530.73	
1/1/16	Closing Balance	0.00	0.00	0	0.65	0.650	0.00	0.00	0.00	
							0.660	3,530.73	0.00	3,530.73
587685 - Commercial Paper - Tran Type: COMM PAPER, Start: November 6, 2015, Maturity: November 27, 2015										
7/1/15	Opening Balance	0.00	0.00	0	0.00	0.000	0.00	0.00	0.00	
11/6/15	MMkt - Bill Invest/Issue	-25,000,000.00	(25,000,000.00)	21	0.65	0.660	0.00	0.00	0.00	
11/27/15	MMkt - Bill Maturity	0.00	25,000,000.00	0	0.65	0.650	9,479.17	0.00	9,479.17	
1/1/16	Closing Balance	0.00	0.00	0	0.65	0.650	0.00	0.00	0.00	
							0.660	9,479.17	0.00	9,479.17
587686 - Commercial Paper - Tran Type: COMM PAPER, Start: November 6, 2015, Maturity: November 25, 2015										
7/1/15	Opening Balance	0.00	0.00	0	0.00	0.000	0.00	0.00	0.00	
11/6/15	MMkt - Bill Invest/Issue	-39,600,000.00	(39,600,000.00)	19	0.57	0.579	0.00	0.00	0.00	
11/25/15	MMkt - Bill Maturity	0.00	39,600,000.00	0	0.57	0.570	11,913.01	0.00	11,913.01	
1/1/16	Closing Balance	0.00	0.00	0	0.57	0.570	0.00	0.00	0.00	
							0.579	11,913.01	0.00	11,913.01
587884 - Trust Fund Commercial Paper - Tran Type: COMM PAPER, Start: November 5, 2015, Maturity: December 2, 2015										
7/1/15	Opening Balance	0.00	0.00	0	0.00	0.000	0.00	0.00	0.00	
11/5/15	MMkt - Bill Invest/Issue	-26,445,000.00	(26,445,000.00)	27	0.63	0.640	0.00	0.00	0.00	
12/2/15	MMkt - Bill Maturity	0.00	26,445,000.00	0	0.63	0.630	12,495.26	0.00	12,495.26	
1/1/16	Closing Balance	0.00	0.00	0	0.63	0.630	0.00	0.00	0.00	
							0.640	12,495.26	0.00	12,495.26
587894 - Commercial Paper - Tran Type: COMM PAPER, Start: November 9, 2015, Maturity: November 10, 2015										
7/1/15	Opening Balance	0.00	0.00	0	0.00	0.000	0.00	0.00	0.00	
11/9/15	MMkt - Bill Invest/Issue	-35,000,000.00	(35,000,000.00)	1	0.40	0.406	0.00	0.00	0.00	
11/10/15	MMkt - Bill Maturity	0.00	35,000,000.00	0	0.40	0.400	388.88	0.00	388.88	

Return on Investment - Detail - AST

Between: July 1, 2015 and January 1, 2016

Printed: July 1, 2016 1:05 pm

Cash Flow Date	Transaction Description	Orig Curr Balance	Local Currency Equivalent ()						
			Principal Movement	Days	Yield	Adj Yield	Premium/ (Discount)	Interest	Total Cost
Arkansas State Treasury (Con't)									
Commercial Paper Disc Note Invest (Con't)									
587894 - Commercial Paper - Tran Type: COMM PAPER, Start: November 9, 2015, Maturity: November 10, 2015									
1/1/16	Closing Balance	0.00	0.00	0	0.40	0.400	0.00	0.00	0.00
						0.406	388.88	0.00	388.88
587895 - Commercial Paper - Tran Type: COMM PAPER, Start: November 9, 2015, Maturity: December 23, 2015									
7/1/15	Opening Balance	0.00	0.00	0	0.00	0.000	0.00	0.00	0.00
11/9/15	MMkt - Bill Invest/Issue	-25,000,000.00	(25,000,000.00)	44	0.68	0.691	0.00	0.00	0.00
12/23/15	MMkt - Bill Maturity	0.00	25,000,000.00	0	0.68	0.681	20,777.91	0.00	20,777.91
1/1/16	Closing Balance	0.00	0.00	0	0.68	0.681	0.00	0.00	0.00
						0.691	20,777.91	0.00	20,777.91
588256 - Suntrust Capital Markets - Tran Type: COMM PAPER, Start: November 12, 2015, Maturity: February 2, 2016									
7/1/15	Opening Balance	0.00	0.00	0	0.00	0.000	0.00	0.00	0.00
11/12/15	MMkt - Bill Invest/Issue	-50,000,000.00	(50,000,000.00)	50	0.65	0.651	0.00	0.00	0.00
1/1/16	Closing Balance	-50,000,000.00	(50,000,000.00)	0	0.65	0.651	45,110.34	0.00	45,110.34
						0.651	45,110.34	0.00	45,110.34
588257 - Commercial Paper - Tran Type: COMM PAPER, Start: November 12, 2015, Maturity: January 8, 2016									
7/1/15	Opening Balance	0.00	0.00	0	0.00	0.000	0.00	0.00	0.00
11/12/15	MMkt - Bill Invest/Issue	-25,000,000.00	(25,000,000.00)	50	0.50	0.508	0.00	0.00	0.00
1/1/16	Closing Balance	-25,000,000.00	(25,000,000.00)	0	0.50	0.508	17,359.43	0.00	17,359.43
						0.508	17,359.43	0.00	17,359.43
588258 - Commercial Paper - Tran Type: COMM PAPER, Start: November 12, 2015, Maturity: November 18, 2015									
7/1/15	Opening Balance	0.00	0.00	0	0.00	0.000	0.00	0.00	0.00
11/12/15	MMkt - Bill Invest/Issue	-12,400,000.00	(12,400,000.00)	6	0.50	0.508	0.00	0.00	0.00
11/18/15	MMkt - Bill Maturity	0.00	12,400,000.00	0	0.50	0.500	1,033.33	0.00	1,033.33
1/1/16	Closing Balance	0.00	0.00	0	0.50	0.500	0.00	0.00	0.00
						0.508	1,033.33	0.00	1,033.33
588259 - Suntrust Capital Markets - Tran Type: COMM PAPER, Start: November 12, 2015, Maturity: December 18, 2015									
7/1/15	Opening Balance	0.00	0.00	0	0.00	0.000	0.00	0.00	0.00
11/12/15	MMkt - Bill Invest/Issue	-50,000,000.00	(50,000,000.00)	36	0.50	0.500	0.00	0.00	0.00
12/18/15	MMkt - Bill Sale/Redemption	0.00	50,000,000.00	0	0.50	0.500	24,998.29	0.00	24,998.29
1/1/16	Closing Balance	0.00	0.00	0	0.50	0.500	0.00	0.00	0.00
						0.500	24,998.29	0.00	24,998.29
588458 - Trust Fund Commercial Paper - Tran Type: COMM PAPER, Start: November 13, 2015, Maturity: December 11, 2015									

Return on Investment - Detail - AST

Between: July 1, 2015 and January 1, 2016

Printed: July 1, 2016 1:05 pm

Cash Flow Date	Transaction Description	Orig Curr Balance	Local Currency Equivalent ()							
			Principal Movement	Days	Yield	Adj Yield	Premium/ (Discount)	Interest	Total Cost	
Arkansas State Treasury (Con't)										
Commercial Paper Disc Note Invest (Con't)										
588458 - Trust Fund Commercial Paper - Tran Type: COMM PAPER, Start: November 13, 2015, Maturity: December 11, 2015										
7/1/15	Opening Balance	0.00	0.00	0	0.00	0.000	0.00	0.00	0.00	0.00
11/13/15	MMkt - Bill Invest/Issue	-5,000,000.00	(5,000,000.00)	28	0.60	0.609	0.00	0.00	0.00	0.00
12/11/15	MMkt - Bill Maturity	0.00	5,000,000.00	0	0.60	0.600	2,333.35	0.00	0.00	2,333.35
1/1/16	Closing Balance	0.00	0.00	0	0.60	0.600	0.00	0.00	0.00	0.00
							0.609	2,333.35	0.00	2,333.35
588461 - Commercial Paper - Tran Type: COMM PAPER, Start: November 16, 2015, Maturity: November 30, 2015										
7/1/15	Opening Balance	0.00	0.00	0	0.00	0.000	0.00	0.00	0.00	0.00
11/16/15	MMkt - Bill Invest/Issue	-5,000,000.00	(5,000,000.00)	14	0.62	0.630	0.00	0.00	0.00	0.00
11/30/15	MMkt - Bill Maturity	0.00	5,000,000.00	0	0.62	0.620	1,205.56	0.00	0.00	1,205.56
1/1/16	Closing Balance	0.00	0.00	0	0.62	0.620	0.00	0.00	0.00	0.00
							0.630	1,205.56	0.00	1,205.56
588465 - Commercial Paper - Tran Type: COMM PAPER, Start: November 13, 2015, Maturity: November 30, 2015										
7/1/15	Opening Balance	0.00	0.00	0	0.00	0.000	0.00	0.00	0.00	0.00
11/13/15	MMkt - Bill Invest/Issue	-11,195,000.00	(11,195,000.00)	17	0.65	0.660	0.00	0.00	0.00	0.00
11/30/15	MMkt - Bill Maturity	0.00	11,195,000.00	0	0.65	0.650	3,436.25	0.00	0.00	3,436.25
1/1/16	Closing Balance	0.00	0.00	0	0.65	0.650	0.00	0.00	0.00	0.00
							0.660	3,436.25	0.00	3,436.25
588466 - Commercial Paper - Tran Type: COMM PAPER, Start: November 13, 2015, Maturity: January 8, 2016										
7/1/15	Opening Balance	0.00	0.00	0	0.00	0.000	0.00	0.00	0.00	0.00
11/13/15	MMkt - Bill Invest/Issue	-30,000,000.00	(30,000,000.00)	49	0.60	0.610	0.00	0.00	0.00	0.00
1/1/16	Closing Balance	-30,000,000.00	(30,000,000.00)	0	0.60	0.610	24,497.14	0.00	0.00	24,497.14
							0.610	24,497.14	0.00	24,497.14
588467 - Commercial Paper - Tran Type: COMM PAPER, Start: November 13, 2015, Maturity: January 25, 2016										
7/1/15	Opening Balance	0.00	0.00	0	0.00	0.000	0.00	0.00	0.00	0.00
11/13/15	MMkt - Bill Invest/Issue	-30,000,000.00	(30,000,000.00)	49	0.67	0.681	0.00	0.00	0.00	0.00
1/1/16	Closing Balance	-30,000,000.00	(30,000,000.00)	0	0.67	0.681	27,346.09	0.00	0.00	27,346.09
							0.681	27,346.09	0.00	27,346.09
588468 - Commercial Paper - Tran Type: COMM PAPER, Start: November 13, 2015, Maturity: November 23, 2015										
7/1/15	Opening Balance	0.00	0.00	0	0.00	0.000	0.00	0.00	0.00	0.00
11/13/15	MMkt - Bill Invest/Issue	-31,291,000.00	(31,291,000.00)	10	0.48	0.487	0.00	0.00	0.00	0.00
11/23/15	MMkt - Bill Maturity	0.00	31,291,000.00	0	0.48	0.480	4,172.13	0.00	0.00	4,172.13

Return on Investment - Detail - AST

Between: July 1, 2015 and January 1, 2016

Printed: July 1, 2016 1:05 pm

Cash Flow Date	Transaction Description	Orig Curr Balance	Local Currency Equivalent ()							
			Principal Movement	Days	Yield	Adj Yield	Premium/ (Discount)	Interest	Total Cost	
Arkansas State Treasury (Con't)										
Commercial Paper Disc Note Invest (Con't)										
588468 - Commercial Paper - Tran Type: COMM PAPER, Start: November 13, 2015, Maturity: November 23, 2015										
7/1/15	Opening Balance	0.00	0.00	0	0.48	0.480	0.00	0.00	0.00	0.00
1/1/16	Closing Balance	0.00	0.00	0	0.48	0.480	0.00	0.00	0.00	0.00
							0.487	4,172.13	0.00	4,172.13
588682 - Commercial Paper - Tran Type: COMM PAPER, Start: November 16, 2015, Maturity: November 30, 2015										
7/1/15	Opening Balance	0.00	0.00	0	0.00	0.000	0.00	0.00	0.00	0.00
11/16/15	MMkt - Bill Invest/Issue	-25,000,000.00	(25,000,000.00)	14	0.62	0.630	0.00	0.00	0.00	0.00
11/30/15	MMkt - Bill Maturity	0.00	25,000,000.00	0	0.62	0.620	6,027.78	0.00	0.00	6,027.78
1/1/16	Closing Balance	0.00	0.00	0	0.62	0.620	0.00	0.00	0.00	0.00
							0.630	6,027.78	0.00	6,027.78
588685 - Commercial Paper - Tran Type: COMM PAPER, Start: November 16, 2015, Maturity: December 4, 2015										
7/1/15	Opening Balance	0.00	0.00	0	0.00	0.000	0.00	0.00	0.00	0.00
11/16/15	MMkt - Bill Invest/Issue	-15,500,000.00	(15,500,000.00)	18	0.60	0.609	0.00	0.00	0.00	0.00
12/4/15	MMkt - Bill Maturity	0.00	15,500,000.00	0	0.60	0.600	4,650.00	0.00	0.00	4,650.00
1/1/16	Closing Balance	0.00	0.00	0	0.60	0.600	0.00	0.00	0.00	0.00
							0.609	4,650.00	0.00	4,650.00
588686 - Suntrust Capital Markets - Tran Type: COMM PAPER, Start: November 16, 2015, Maturity: December 18, 2015										
7/1/15	Opening Balance	0.00	0.00	0	0.00	0.000	0.00	0.00	0.00	0.00
11/16/15	MMkt - Bill Invest/Issue	-31,500,000.00	(31,500,000.00)	32	0.55	0.550	0.00	0.00	0.00	0.00
12/18/15	MMkt - Bill Sale/Redemption	0.00	31,500,000.00	0	0.55	0.550	15,398.81	0.00	0.00	15,398.81
1/1/16	Closing Balance	0.00	0.00	0	0.55	0.550	0.00	0.00	0.00	0.00
							0.550	15,398.81	0.00	15,398.81
588837 - Commercial Paper - Tran Type: COMM PAPER, Start: November 17, 2015, Maturity: November 30, 2015										
7/1/15	Opening Balance	0.00	0.00	0	0.00	0.000	0.00	0.00	0.00	0.00
11/17/15	MMkt - Bill Invest/Issue	-10,000,000.00	(10,000,000.00)	13	0.60	0.609	0.00	0.00	0.00	0.00
11/30/15	MMkt - Bill Maturity	0.00	10,000,000.00	0	0.60	0.600	2,166.67	0.00	0.00	2,166.67
1/1/16	Closing Balance	0.00	0.00	0	0.60	0.600	0.00	0.00	0.00	0.00
							0.609	2,166.67	0.00	2,166.67
588838 - Commercial Paper - Tran Type: COMM PAPER, Start: November 17, 2015, Maturity: November 30, 2015										
7/1/15	Opening Balance	0.00	0.00	0	0.00	0.000	0.00	0.00	0.00	0.00
11/17/15	MMkt - Bill Invest/Issue	-16,000,000.00	(16,000,000.00)	13	0.50	0.508	0.00	0.00	0.00	0.00
11/30/15	MMkt - Bill Maturity	0.00	16,000,000.00	0	0.50	0.500	2,888.89	0.00	0.00	2,888.89
1/1/16	Closing Balance	0.00	0.00	0	0.50	0.500	0.00	0.00	0.00	0.00

Return on Investment - Detail - AST

Between: July 1, 2015 and January 1, 2016

Printed: July 1, 2016 1:05 pm

Cash Flow Date	Transaction Description	Orig Curr Balance	Local Currency Equivalent ()							
			Principal Movement	Days	Yield	Adj Yield	Premium/ (Discount)	Interest	Total Cost	
Arkansas State Treasury (Con't)										
Commercial Paper Disc Note Invest (Con't)										
588839 - Commercial Paper - Tran Type: COMM PAPER, Start: November 17, 2015, Maturity: January 8, 2016							0.508	2,888.89	0.00	2,888.89
7/1/15	Opening Balance	0.00	0.00	0	0.00	0.000	0.00	0.00	0.00	0.00
11/17/15	MMkt - Bill Invest/Issue	-50,000,000.00	(50,000,000.00)	45	0.61	0.620	0.00	0.00	0.00	0.00
1/1/16	Closing Balance	-50,000,000.00	(50,000,000.00)	0	0.61	0.620	38,120.48	0.00	0.00	38,120.48
							0.620	38,120.48	0.00	38,120.48
588840 - Commercial Paper - Tran Type: COMM PAPER, Start: November 17, 2015, Maturity: January 22, 2016										
7/1/15	Opening Balance	0.00	0.00	0	0.00	0.000	0.00	0.00	0.00	0.00
11/17/15	MMkt - Bill Invest/Issue	-75,000,000.00	(75,000,000.00)	45	0.65	0.661	0.00	0.00	0.00	0.00
1/1/16	Closing Balance	-75,000,000.00	(75,000,000.00)	0	0.65	0.661	60,914.35	0.00	0.00	60,914.35
							0.661	60,914.35	0.00	60,914.35
589033 - Commercial Paper - Tran Type: COMM PAPER, Start: November 18, 2015, Maturity: November 27, 2015										
7/1/15	Opening Balance	0.00	0.00	0	0.00	0.000	0.00	0.00	0.00	0.00
11/18/15	MMkt - Bill Invest/Issue	-50,000,000.00	(50,000,000.00)	9	0.53	0.538	0.00	0.00	0.00	0.00
11/27/15	MMkt - Bill Maturity	0.00	50,000,000.00	0	0.53	0.530	6,625.00	0.00	0.00	6,625.00
1/1/16	Closing Balance	0.00	0.00	0	0.53	0.530	0.00	0.00	0.00	0.00
							0.538	6,625.00	0.00	6,625.00
589034 - Commercial Paper - Tran Type: COMM PAPER, Start: November 18, 2015, Maturity: January 22, 2016										
7/1/15	Opening Balance	0.00	0.00	0	0.00	0.000	0.00	0.00	0.00	0.00
11/18/15	MMkt - Bill Invest/Issue	-10,000,000.00	(10,000,000.00)	44	0.74	0.752	0.00	0.00	0.00	0.00
1/1/16	Closing Balance	-10,000,000.00	(10,000,000.00)	0	0.74	0.752	9,040.54	0.00	0.00	9,040.54
							0.752	9,040.54	0.00	9,040.54
589204 - Commercial Paper - Tran Type: COMM PAPER, Start: November 20, 2015, Maturity: January 25, 2016										
7/1/15	Opening Balance	0.00	0.00	0	0.00	0.000	0.00	0.00	0.00	0.00
11/20/15	MMkt - Bill Invest/Issue	-1,800,000.00	(1,800,000.00)	42	0.70	0.711	0.00	0.00	0.00	0.00
1/1/16	Closing Balance	-1,800,000.00	(1,800,000.00)	0	0.70	0.711	1,469.31	0.00	0.00	1,469.31
							0.711	1,469.31	0.00	1,469.31
589206 - Commercial Paper - Tran Type: COMM PAPER, Start: November 19, 2015, Maturity: December 11, 2015										
7/1/15	Opening Balance	0.00	0.00	0	0.00	0.000	0.00	0.00	0.00	0.00
11/19/15	MMkt - Bill Invest/Issue	-25,000,000.00	(25,000,000.00)	22	0.62	0.630	0.00	0.00	0.00	0.00
12/11/15	MMkt - Bill Maturity	0.00	25,000,000.00	0	0.62	0.620	9,472.22	0.00	0.00	9,472.22
1/1/16	Closing Balance	0.00	0.00	0	0.62	0.620	0.00	0.00	0.00	0.00

Return on Investment - Detail - AST

Between: July 1, 2015 and January 1, 2016

Printed: July 1, 2016 1:05 pm

Cash Flow Date	Transaction Description	Orig Curr Balance	Local Currency Equivalent ()							
			Principal Movement	Days	Yield	Adj Yield	Premium/ (Discount)	Interest	Total Cost	
Arkansas State Treasury (Con't)										
Commercial Paper Disc Note Invest (Con't)										
589209 - Commercial Paper - Tran Type: COMM PAPER, Start: November 19, 2015, Maturity: January 22, 2016							0.630	9,472.22	0.00	9,472.22
7/1/15	Opening Balance	0.00	0.00	0	0.00	0.000	0.00	0.00	0.00	0.00
11/19/15	MMkt - Bill Invest/Issue	-35,000,000.00	(35,000,000.00)	43	0.70	0.711	0.00	0.00	0.00	0.00
1/1/16	Closing Balance	-35,000,000.00	(35,000,000.00)	0	0.70	0.711	29,251.98	0.00	0.00	29,251.98
							0.711	29,251.98	0.00	29,251.98
589210 - Commercial Paper - Tran Type: COMM PAPER, Start: November 19, 2015, Maturity: January 22, 2016										
7/1/15	Opening Balance	0.00	0.00	0	0.00	0.000	0.00	0.00	0.00	0.00
11/19/15	MMkt - Bill Invest/Issue	-70,000,000.00	(70,000,000.00)	43	0.62	0.630	0.00	0.00	0.00	0.00
1/1/16	Closing Balance	-70,000,000.00	(70,000,000.00)	0	0.62	0.630	51,820.30	0.00	0.00	51,820.30
							0.630	51,820.30	0.00	51,820.30
589582 - Commercial Paper - Tran Type: COMM PAPER, Start: November 20, 2015, Maturity: December 23, 2015										
7/1/15	Opening Balance	0.00	0.00	0	0.00	0.000	0.00	0.00	0.00	0.00
11/20/15	MMkt - Bill Invest/Issue	-48,000,000.00	(48,000,000.00)	33	0.62	0.630	0.00	0.00	0.00	0.00
12/23/15	MMkt - Bill Maturity	0.00	48,000,000.00	0	0.62	0.620	27,280.02	0.00	0.00	27,280.02
1/1/16	Closing Balance	0.00	0.00	0	0.62	0.620	0.00	0.00	0.00	0.00
							0.630	27,280.02	0.00	27,280.02
589585 - Commercial Paper - Tran Type: COMM PAPER, Start: November 20, 2015, Maturity: December 23, 2015										
7/1/15	Opening Balance	0.00	0.00	0	0.00	0.000	0.00	0.00	0.00	0.00
11/20/15	MMkt - Bill Invest/Issue	-40,000,000.00	(40,000,000.00)	33	0.60	0.609	0.00	0.00	0.00	0.00
12/23/15	MMkt - Bill Maturity	0.00	40,000,000.00	0	0.60	0.600	21,999.99	0.00	0.00	21,999.99
1/1/16	Closing Balance	0.00	0.00	0	0.60	0.600	0.00	0.00	0.00	0.00
							0.609	21,999.99	0.00	21,999.99
589586 - Commercial Paper - Tran Type: COMM PAPER, Start: November 13, 2015, Maturity: December 23, 2015										
7/1/15	Opening Balance	0.00	0.00	0	0.00	0.000	0.00	0.00	0.00	0.00
11/13/15	MMkt - Bill Invest/Issue	-20,000,000.00	(20,000,000.00)	40	0.60	0.609	0.00	0.00	0.00	0.00
12/23/15	MMkt - Bill Maturity	0.00	20,000,000.00	0	0.60	0.600	13,333.33	0.00	0.00	13,333.33
1/1/16	Closing Balance	0.00	0.00	0	0.60	0.600	0.00	0.00	0.00	0.00
							0.609	13,333.33	0.00	13,333.33
589776 - Commercial Paper - Tran Type: COMM PAPER, Start: November 23, 2015, Maturity: December 23, 2015										
7/1/15	Opening Balance	0.00	0.00	0	0.00	0.000	0.00	0.00	0.00	0.00
11/23/15	MMkt - Bill Invest/Issue	-14,200,000.00	(14,200,000.00)	30	0.55	0.559	0.00	0.00	0.00	0.00

Return on Investment - Detail - AST

Between: July 1, 2015 and January 1, 2016

Printed: July 1, 2016 1:05 pm

Cash Flow Date	Transaction Description	Orig Curr Balance	Local Currency Equivalent ()							
			Principal Movement	Days	Yield	Adj Yield	Premium/ (Discount)	Interest	Total Cost	
Arkansas State Treasury (Con't)										
Commercial Paper Disc Note Invest (Con't)										
589776 - Commercial Paper - Tran Type: COMM PAPER, Start: November 23, 2015, Maturity: December 23, 2015										
12/23/15	MMkt - Bill Maturity	0.00	14,200,000.00	0	0.55	0.550	6,508.33	0.00	6,508.33	
1/1/16	Closing Balance	0.00	0.00	0	0.55	0.550	0.00	0.00	0.00	
							0.559	6,508.33	0.00	6,508.33
589777 - Commercial Paper - Tran Type: COMM PAPER, Start: November 23, 2015, Maturity: February 19, 2016										
7/1/15	Opening Balance	0.00	0.00	0	0.00	0.000	0.00	0.00	0.00	
11/23/15	MMkt - Bill Invest/Issue	-15,000,000.00	(15,000,000.00)	39	0.75	0.763	0.00	0.00	0.00	
1/1/16	Closing Balance	-15,000,000.00	(15,000,000.00)	0	0.75	0.763	12,175.00	0.00	12,175.00	
							0.763	12,175.00	0.00	12,175.00
589778 - Commercial Paper - Tran Type: COMM PAPER, Start: November 23, 2015, Maturity: January 25, 2016										
7/1/15	Opening Balance	0.00	0.00	0	0.00	0.000	0.00	0.00	0.00	
11/23/15	MMkt - Bill Invest/Issue	-2,000,000.00	(2,000,000.00)	39	0.73	0.742	0.00	0.00	0.00	
1/1/16	Closing Balance	-2,000,000.00	(2,000,000.00)	0	0.73	0.742	1,580.90	0.00	1,580.90	
							0.742	1,580.90	0.00	1,580.90
589780 - Commercial Paper - Tran Type: COMM PAPER, Start: November 23, 2015, Maturity: January 22, 2016										
7/1/15	Opening Balance	0.00	0.00	0	0.00	0.000	0.00	0.00	0.00	
11/23/15	MMkt - Bill Invest/Issue	-11,708,000.00	(11,708,000.00)	39	0.71	0.722	0.00	0.00	0.00	
1/1/16	Closing Balance	-11,708,000.00	(11,708,000.00)	0	0.71	0.722	9,001.68	0.00	9,001.68	
							0.722	9,001.68	0.00	9,001.68
589781 - Commercial Paper - Tran Type: COMM PAPER, Start: November 23, 2015, Maturity: December 14, 2015										
7/1/15	Opening Balance	0.00	0.00	0	0.00	0.000	0.00	0.00	0.00	
11/23/15	MMkt - Bill Invest/Issue	-25,000,000.00	(25,000,000.00)	21	0.65	0.660	0.00	0.00	0.00	
12/14/15	MMkt - Bill Maturity	0.00	25,000,000.00	0	0.65	0.650	9,479.17	0.00	9,479.17	
1/1/16	Closing Balance	0.00	0.00	0	0.65	0.650	0.00	0.00	0.00	
							0.660	9,479.17	0.00	9,479.17
589972 - Commercial Paper - Tran Type: COMM PAPER, Start: November 24, 2015, Maturity: November 30, 2015										
7/1/15	Opening Balance	0.00	0.00	0	0.00	0.000	0.00	0.00	0.00	
11/24/15	MMkt - Bill Invest/Issue	-20,000,000.00	(20,000,000.00)	6	0.45	0.457	0.00	0.00	0.00	
11/30/15	MMkt - Bill Maturity	0.00	20,000,000.00	0	0.45	0.450	1,500.00	0.00	1,500.00	
1/1/16	Closing Balance	0.00	0.00	0	0.45	0.450	0.00	0.00	0.00	
							0.457	1,500.00	0.00	1,500.00
589973 - Commercial Paper - Tran Type: COMM PAPER, Start: November 24, 2015, Maturity: December 30, 2015										

Return on Investment - Detail - AST

Between: July 1, 2015 and January 1, 2016

Printed: July 1, 2016 1:05 pm

Cash Flow Date	Transaction Description	Orig Curr Balance	Local Currency Equivalent ()						
			Principal Movement	Days	Yield	Adj Yield	Premium/ (Discount)	Interest	Total Cost
Arkansas State Treasury (Con't)									
Commercial Paper Disc Note Invest (Con't)									
589973 - Commercial Paper - Tran Type: COMM PAPER, Start: November 24, 2015, Maturity: December 30, 2015									
7/1/15	Opening Balance	0.00	0.00	0	0.00	0.000	0.00	0.00	0.00
11/24/15	MMkt - Bill Invest/Issue	-15,000,000.00	(15,000,000.00)	36	0.68	0.691	0.00	0.00	0.00
12/30/15	MMkt - Bill Maturity	0.00	15,000,000.00	0	0.68	0.680	10,200.00	0.00	10,200.00
1/1/16	Closing Balance	0.00	0.00	0	0.68	0.680	0.00	0.00	0.00
						0.691	10,200.00	0.00	10,200.00
589974 - Commercial Paper - Tran Type: COMM PAPER, Start: November 24, 2015, Maturity: December 14, 2015									
7/1/15	Opening Balance	0.00	0.00	0	0.00	0.000	0.00	0.00	0.00
11/24/15	MMkt - Bill Invest/Issue	-15,000,000.00	(15,000,000.00)	20	0.65	0.660	0.00	0.00	0.00
12/14/15	MMkt - Bill Maturity	0.00	15,000,000.00	0	0.65	0.650	5,416.67	0.00	5,416.67
1/1/16	Closing Balance	0.00	0.00	0	0.65	0.650	0.00	0.00	0.00
						0.660	5,416.67	0.00	5,416.67
590255 - Commercial Paper - Tran Type: COMM PAPER, Start: November 25, 2015, Maturity: November 30, 2015									
7/1/15	Opening Balance	0.00	0.00	0	0.00	0.000	0.00	0.00	0.00
11/25/15	MMkt - Bill Invest/Issue	-40,000,000.00	(40,000,000.00)	5	0.45	0.457	0.00	0.00	0.00
11/30/15	MMkt - Bill Maturity	0.00	40,000,000.00	0	0.45	0.450	2,500.00	0.00	2,500.00
1/1/16	Closing Balance	0.00	0.00	0	0.45	0.450	0.00	0.00	0.00
						0.457	2,500.00	0.00	2,500.00
590256 - Commercial Paper - Tran Type: COMM PAPER, Start: November 25, 2015, Maturity: November 30, 2015									
7/1/15	Opening Balance	0.00	0.00	0	0.00	0.000	0.00	0.00	0.00
11/25/15	MMkt - Bill Invest/Issue	-71,300,000.00	(71,300,000.00)	5	0.45	0.457	0.00	0.00	0.00
11/30/15	MMkt - Bill Maturity	0.00	71,300,000.00	0	0.45	0.450	4,456.25	0.00	4,456.25
1/1/16	Closing Balance	0.00	0.00	0	0.45	0.450	0.00	0.00	0.00
						0.457	4,456.25	0.00	4,456.25
590509 - Commercial Paper - Tran Type: COMM PAPER, Start: December 1, 2015, Maturity: December 28, 2015									
7/1/15	Opening Balance	0.00	0.00	0	0.00	0.000	0.00	0.00	0.00
12/1/15	MMkt - Bill Invest/Issue	-3,500,000.00	(3,500,000.00)	27	0.63	0.640	0.00	0.00	0.00
12/28/15	MMkt - Bill Maturity	0.00	3,500,000.00	0	0.63	0.630	1,653.75	0.00	1,653.75
1/1/16	Closing Balance	0.00	0.00	0	0.63	0.630	0.00	0.00	0.00
						0.640	1,653.75	0.00	1,653.75
590929 - Commercial Paper - Tran Type: COMM PAPER, Start: December 2, 2015, Maturity: January 6, 2016									
7/1/15	Opening Balance	0.00	0.00	0	0.00	0.000	0.00	0.00	0.00

Return on Investment - Detail - AST

Between: July 1, 2015 and January 1, 2016

Printed: July 1, 2016 1:05 pm

Cash Flow Date	Transaction Description	Orig Curr Balance	Local Currency Equivalent ()							
			Principal Movement	Days	Yield	Adj Yield	Premium/ (Discount)	Interest	Total Cost	
Arkansas State Treasury (Con't)										
Commercial Paper Disc Note Invest (Con't)										
590929 - Commercial Paper - Tran Type: COMM PAPER, Start: December 2, 2015, Maturity: January 6, 2016										
12/2/15	MMkt - Bill Invest/Issue	-5,000,000.00	(5,000,000.00)	30	0.68	0.691	0.00	0.00	0.00	0.00
1/1/16	Closing Balance	-5,000,000.00	(5,000,000.00)	0	0.68	0.691	2,833.07	0.00	0.00	2,833.07
							0.691	2,833.07	0.00	2,833.07
590930 - Commercial Paper - Tran Type: COMM PAPER, Start: December 2, 2015, Maturity: December 23, 2015										
7/1/15	Opening Balance	0.00	0.00	0	0.00	0.000	0.00	0.00	0.00	0.00
12/2/15	MMkt - Bill Invest/Issue	-5,000,000.00	(5,000,000.00)	21	0.65	0.660	0.00	0.00	0.00	0.00
12/23/15	MMkt - Bill Maturity	0.00	5,000,000.00	0	0.65	0.650	1,895.83	0.00	0.00	1,895.83
1/1/16	Closing Balance	0.00	0.00	0	0.65	0.650	0.00	0.00	0.00	0.00
							0.660	1,895.83	0.00	1,895.83
590931 - Commercial Paper - Tran Type: COMM PAPER, Start: December 2, 2015, Maturity: December 23, 2015										
7/1/15	Opening Balance	0.00	0.00	0	0.00	0.000	0.00	0.00	0.00	0.00
12/2/15	MMkt - Bill Invest/Issue	-7,500,000.00	(7,500,000.00)	21	0.65	0.660	0.00	0.00	0.00	0.00
12/23/15	MMkt - Bill Maturity	0.00	7,500,000.00	0	0.65	0.650	2,843.75	0.00	0.00	2,843.75
1/1/16	Closing Balance	0.00	0.00	0	0.65	0.650	0.00	0.00	0.00	0.00
							0.660	2,843.75	0.00	2,843.75
590932 - Commercial Paper - Tran Type: COMM PAPER, Start: December 2, 2015, Maturity: December 18, 2015										
7/1/15	Opening Balance	0.00	0.00	0	0.00	0.000	0.00	0.00	0.00	0.00
12/2/15	MMkt - Bill Invest/Issue	-18,926,000.00	(18,926,000.00)	16	0.63	0.640	0.00	0.00	0.00	0.00
12/18/15	MMkt - Bill Maturity	0.00	18,926,000.00	0	0.63	0.630	5,299.28	0.00	0.00	5,299.28
1/1/16	Closing Balance	0.00	0.00	0	0.63	0.630	0.00	0.00	0.00	0.00
							0.640	5,299.28	0.00	5,299.28
591156 - Commercial Paper - Tran Type: COMM PAPER, Start: December 3, 2015, Maturity: December 4, 2015										
7/1/15	Opening Balance	0.00	0.00	0	0.00	0.000	0.00	0.00	0.00	0.00
12/3/15	MMkt - Bill Invest/Issue	-15,000,000.00	(15,000,000.00)	1	0.42	0.426	0.00	0.00	0.00	0.00
12/4/15	MMkt - Bill Maturity	0.00	15,000,000.00	0	0.42	0.420	175.00	0.00	0.00	175.00
1/1/16	Closing Balance	0.00	0.00	0	0.42	0.420	0.00	0.00	0.00	0.00
							0.426	175.00	0.00	175.00
591158 - Commercial Paper - Tran Type: COMM PAPER, Start: December 3, 2015, Maturity: December 28, 2015										
7/1/15	Opening Balance	0.00	0.00	0	0.00	0.000	0.00	0.00	0.00	0.00
12/3/15	MMkt - Bill Invest/Issue	-2,500,000.00	(2,500,000.00)	25	0.60	0.609	0.00	0.00	0.00	0.00
12/28/15	MMkt - Bill Maturity	0.00	2,500,000.00	0	0.60	0.600	1,041.67	0.00	0.00	1,041.67

Return on Investment - Detail - AST

Between: July 1, 2015 and January 1, 2016

Printed: July 1, 2016 1:05 pm

Cash Flow Date	Transaction Description	Orig Curr Balance	Local Currency Equivalent ()							
			Principal Movement	Days	Yield	Adj Yield	Premium/ (Discount)	Interest	Total Cost	
Arkansas State Treasury (Con't)										
Commercial Paper Disc Note Invest (Con't)										
591158 - Commercial Paper - Tran Type: COMM PAPER, Start: December 3, 2015, Maturity: December 28, 2015										
1/1/16	Closing Balance	0.00	0.00	0	0.60	0.600	0.00	0.00	0.00	0.00
						0.609	1,041.67	0.00	1,041.67	
591359 - Commercial Paper - Tran Type: COMM PAPER, Start: December 4, 2015, Maturity: January 4, 2016										
7/1/15	Opening Balance	0.00	0.00	0	0.00	0.000	0.00	0.00	0.00	0.00
12/4/15	MMkt - Bill Invest/Issue	-12,000,000.00	(12,000,000.00)	28	0.75	0.762	0.00	0.00	0.00	0.00
1/1/16	Closing Balance	-12,000,000.00	(12,000,000.00)	0	0.75	0.762	6,999.56	0.00	0.00	6,999.56
						0.762	6,999.56	0.00	6,999.56	
591360 - Commercial Paper - Tran Type: COMM PAPER, Start: December 4, 2015, Maturity: January 4, 2016										
7/1/15	Opening Balance	0.00	0.00	0	0.00	0.000	0.00	0.00	0.00	0.00
12/4/15	MMkt - Bill Invest/Issue	-20,000,000.00	(20,000,000.00)	28	0.70	0.711	0.00	0.00	0.00	0.00
1/1/16	Closing Balance	-20,000,000.00	(20,000,000.00)	0	0.70	0.711	10,888.26	0.00	0.00	10,888.26
						0.711	10,888.26	0.00	10,888.26	
591362 - Commercial Paper - Tran Type: COMM PAPER, Start: December 4, 2015, Maturity: January 19, 2016										
7/1/15	Opening Balance	0.00	0.00	0	0.00	0.000	0.00	0.00	0.00	0.00
12/4/15	MMkt - Bill Invest/Issue	-50,000,000.00	(50,000,000.00)	28	0.80	0.813	0.00	0.00	0.00	0.00
1/1/16	Closing Balance	-50,000,000.00	(50,000,000.00)	0	0.80	0.813	31,098.65	0.00	0.00	31,098.65
						0.813	31,098.65	0.00	31,098.65	
591579 - Commercial Paper - Tran Type: COMM PAPER, Start: December 7, 2015, Maturity: January 11, 2016										
7/1/15	Opening Balance	0.00	0.00	0	0.00	0.000	0.00	0.00	0.00	0.00
12/7/15	MMkt - Bill Invest/Issue	-25,000,000.00	(25,000,000.00)	25	0.83	0.844	0.00	0.00	0.00	0.00
1/1/16	Closing Balance	-25,000,000.00	(25,000,000.00)	0	0.83	0.844	14,406.40	0.00	0.00	14,406.40
						0.844	14,406.40	0.00	14,406.40	
592161 - Commercial Paper - Tran Type: COMM PAPER, Start: December 10, 2015, Maturity: December 11, 2015										
7/1/15	Opening Balance	0.00	0.00	0	0.00	0.000	0.00	0.00	0.00	0.00
12/10/15	MMkt - Bill Invest/Issue	-50,000,000.00	(50,000,000.00)	1	0.55	0.558	0.00	0.00	0.00	0.00
12/11/15	MMkt - Bill Maturity	0.00	50,000,000.00	0	0.55	0.550	763.89	0.00	0.00	763.89
1/1/16	Closing Balance	0.00	0.00	0	0.55	0.550	0.00	0.00	0.00	0.00
						0.558	763.89	0.00	763.89	
592408 - Commercial Paper - Tran Type: COMM PAPER, Start: December 11, 2015, Maturity: December 15, 2015										
7/1/15	Opening Balance	0.00	0.00	0	0.00	0.000	0.00	0.00	0.00	0.00
12/11/15	MMkt - Bill Invest/Issue	-62,265,000.00	(62,265,000.00)	4	0.62	0.630	0.00	0.00	0.00	0.00

Return on Investment - Detail - AST

Between: July 1, 2015 and January 1, 2016

Printed: July 1, 2016 1:05 pm

Cash Flow Date	Transaction Description	Orig Curr Balance	Local Currency Equivalent ()							
			Principal Movement	Days	Yield	Adj Yield	Premium/ (Discount)	Interest	Total Cost	
Arkansas State Treasury (Con't)										
Commercial Paper Disc Note Invest (Con't)										
592408 - Commercial Paper - Tran Type: COMM PAPER, Start: December 11, 2015, Maturity: December 15, 2015										
12/15/15	MMkt - Bill Maturity	0.00	62,265,000.00	0	0.62	0.620	4,289.35	0.00	4,289.35	
1/1/16	Closing Balance	0.00	0.00	0	0.62	0.620	0.00	0.00	0.00	
							0.630	4,289.35	0.00	4,289.35
592409 - Commercial Paper - Tran Type: COMM PAPER, Start: December 11, 2015, Maturity: December 15, 2015										
7/1/15	Opening Balance	0.00	0.00	0	0.00	0.000	0.00	0.00	0.00	
12/11/15	MMkt - Bill Invest/Issue	-40,000,000.00	(40,000,000.00)	4	0.55	0.558	0.00	0.00	0.00	
12/15/15	MMkt - Bill Maturity	0.00	40,000,000.00	0	0.55	0.550	2,444.45	0.00	2,444.45	
1/1/16	Closing Balance	0.00	0.00	0	0.55	0.550	0.00	0.00	0.00	
							0.558	2,444.45	0.00	2,444.45
592410 - Commercial Paper - Tran Type: COMM PAPER, Start: December 11, 2015, Maturity: January 22, 2016										
7/1/15	Opening Balance	0.00	0.00	0	0.00	0.000	0.00	0.00	0.00	
12/11/15	MMkt - Bill Invest/Issue	-50,000,000.00	(50,000,000.00)	21	0.92	0.935	0.00	0.00	0.00	
1/1/16	Closing Balance	-50,000,000.00	(50,000,000.00)	0	0.92	0.935	26,818.91	0.00	26,818.91	
							0.935	26,818.91	0.00	26,818.91
592635 - Commercial Paper - Tran Type: COMM PAPER, Start: December 14, 2015, Maturity: December 15, 2015										
7/1/15	Opening Balance	0.00	0.00	0	0.00	0.000	0.00	0.00	0.00	
12/14/15	MMkt - Bill Invest/Issue	-88,835,000.00	(88,835,000.00)	1	0.60	0.609	0.00	0.00	0.00	
12/15/15	MMkt - Bill Maturity	0.00	88,835,000.00	0	0.60	0.600	1,480.58	0.00	1,480.58	
1/1/16	Closing Balance	0.00	0.00	0	0.60	0.600	0.00	0.00	0.00	
							0.609	1,480.58	0.00	1,480.58
592636 - Commercial Paper - Tran Type: COMM PAPER, Start: December 14, 2015, Maturity: January 11, 2016										
7/1/15	Opening Balance	0.00	0.00	0	0.00	0.000	0.00	0.00	0.00	
12/14/15	MMkt - Bill Invest/Issue	-5,000,000.00	(5,000,000.00)	18	0.76	0.772	0.00	0.00	0.00	
1/1/16	Closing Balance	-5,000,000.00	(5,000,000.00)	0	0.76	0.772	1,899.60	0.00	1,899.60	
							0.772	1,899.60	0.00	1,899.60
593054 - Commercial Paper - Tran Type: COMM PAPER, Start: December 16, 2015, Maturity: December 17, 2015										
7/1/15	Opening Balance	0.00	0.00	0	0.00	0.000	0.00	0.00	0.00	
12/16/15	MMkt - Bill Invest/Issue	-50,000,000.00	(50,000,000.00)	1	0.85	0.864	0.00	0.00	0.00	
12/17/15	MMkt - Bill Maturity	0.00	50,000,000.00	0	0.85	0.850	1,180.56	0.00	1,180.56	
1/1/16	Closing Balance	0.00	0.00	0	0.85	0.850	0.00	0.00	0.00	
							0.864	1,180.56	0.00	1,180.56

Return on Investment - Detail - AST

Between: July 1, 2015 and January 1, 2016

Printed: July 1, 2016 1:05 pm

Cash Flow Date	Transaction Description	Orig Curr Balance	Local Currency Equivalent ()							
			Principal Movement	Days	Yield	Adj Yield	Premium/ (Discount)	Interest	Total Cost	
Arkansas State Treasury (Con't)										
Commercial Paper Disc Note Invest (Con't)										
593055 - Commercial Paper - Tran Type: COMM PAPER, Start: December 16, 2015, Maturity: January 4, 2016										
7/1/15	Opening Balance	0.00	0.00	0	0.00	0.000	0.00	0.00	0.00	
12/16/15	MMkt - Bill Invest/Issue	-34,000,000.00	(34,000,000.00)	16	1.05	1.068	0.00	0.00	0.00	
1/1/16	Closing Balance	-34,000,000.00	(34,000,000.00)	0	1.05	1.068	15,865.28	0.00	15,865.28	
							1.068	15,865.28	0.00	15,865.28
593056 - Commercial Paper - Tran Type: COMM PAPER, Start: December 16, 2015, Maturity: January 4, 2016										
7/1/15	Opening Balance	0.00	0.00	0	0.00	0.000	0.00	0.00	0.00	
12/16/15	MMkt - Bill Invest/Issue	-46,645,000.00	(46,645,000.00)	16	0.92	0.935	0.00	0.00	0.00	
1/1/16	Closing Balance	-46,645,000.00	(46,645,000.00)	0	0.92	0.935	19,071.16	0.00	19,071.16	
							0.935	19,071.16	0.00	19,071.16
593223 - Commercial Paper - Tran Type: COMM PAPER, Start: December 17, 2015, Maturity: December 18, 2015										
7/1/15	Opening Balance	0.00	0.00	0	0.00	0.000	0.00	0.00	0.00	
12/17/15	MMkt - Bill Invest/Issue	-139,193,000.00	(139,193,000.00)	1	0.80	0.813	0.00	0.00	0.00	
12/18/15	MMkt - Bill Maturity	0.00	139,193,000.00	0	0.80	0.800	3,093.18	0.00	3,093.18	
1/1/16	Closing Balance	0.00	0.00	0	0.80	0.800	0.00	0.00	0.00	
							0.813	3,093.18	0.00	3,093.18
593224 - Commercial Paper - Tran Type: COMM PAPER, Start: December 17, 2015, Maturity: December 18, 2015										
7/1/15	Opening Balance	0.00	0.00	0	0.00	0.000	0.00	0.00	0.00	
12/17/15	MMkt - Bill Invest/Issue	-56,000,000.00	(56,000,000.00)	1	0.85	0.864	0.00	0.00	0.00	
12/18/15	MMkt - Bill Maturity	0.00	56,000,000.00	0	0.85	0.850	1,322.22	0.00	1,322.22	
1/1/16	Closing Balance	0.00	0.00	0	0.85	0.850	0.00	0.00	0.00	
							0.864	1,322.22	0.00	1,322.22
593776 - Commercial Paper - Tran Type: COMM PAPER, Start: December 21, 2015, Maturity: January 4, 2016										
7/1/15	Opening Balance	0.00	0.00	0	0.00	0.000	0.00	0.00	0.00	
12/21/15	MMkt - Bill Invest/Issue	-28,000,000.00	(28,000,000.00)	11	1.20	1.221	0.00	0.00	0.00	
1/1/16	Closing Balance	-28,000,000.00	(28,000,000.00)	0	1.20	1.221	10,265.64	0.00	10,265.64	
							1.221	10,265.64	0.00	10,265.64
593777 - Commercial Paper - Tran Type: COMM PAPER, Start: December 21, 2015, Maturity: January 4, 2016										
7/1/15	Opening Balance	0.00	0.00	0	0.00	0.000	0.00	0.00	0.00	
12/21/15	MMkt - Bill Invest/Issue	-9,999,000.00	(9,999,000.00)	11	1.05	1.068	0.00	0.00	0.00	
1/1/16	Closing Balance	-9,999,000.00	(9,999,000.00)	0	1.05	1.068	3,207.74	0.00	3,207.74	
							1.068	3,207.74	0.00	3,207.74

Return on Investment - Detail - AST

Between: July 1, 2015 and January 1, 2016

Printed: July 1, 2016 1:05 pm

Cash Flow Date	Transaction Description	Orig Curr Balance	Local Currency Equivalent ()							
			Principal Movement	Days	Yield	Adj Yield	Premium/ (Discount)	Interest	Total Cost	
Arkansas State Treasury (Con't)										
Commercial Paper Disc Note Invest (Con't)										
593778 - Commercial Paper - Tran Type: COMM PAPER, Start: December 21, 2015, Maturity: January 19, 2016										
7/1/15	Opening Balance	0.00	0.00	0	0.00	0.000	0.00	0.00	0.00	0.00
12/21/15	MMkt - Bill Invest/Issue	-19,000,000.00	(19,000,000.00)	11	1.00	1.017	0.00	0.00	0.00	0.00
1/1/16	Closing Balance	-19,000,000.00	(19,000,000.00)	0	1.00	1.017	5,802.66	0.00	0.00	5,802.66
							1.017	5,802.66	0.00	5,802.66
593779 - Commercial Paper - Tran Type: COMM PAPER, Start: December 21, 2015, Maturity: January 4, 2016										
7/1/15	Opening Balance	0.00	0.00	0	0.00	0.000	0.00	0.00	0.00	0.00
12/21/15	MMkt - Bill Invest/Issue	-31,500,000.00	(31,500,000.00)	11	1.20	1.221	0.00	0.00	0.00	0.00
1/1/16	Closing Balance	-31,500,000.00	(31,500,000.00)	0	1.20	1.221	11,548.85	0.00	0.00	11,548.85
							1.221	11,548.85	0.00	11,548.85
593780 - Commercial Paper - Tran Type: COMM PAPER, Start: December 22, 2015, Maturity: December 24, 2015										
7/1/15	Opening Balance	0.00	0.00	0	0.00	0.000	0.00	0.00	0.00	0.00
12/22/15	MMkt - Bill Invest/Issue	-133,000,000.00	(133,000,000.00)	2	0.40	0.406	0.00	0.00	0.00	0.00
12/24/15	MMkt - Bill Maturity	0.00	133,000,000.00	0	0.40	0.400	2,955.56	0.00	0.00	2,955.56
1/1/16	Closing Balance	0.00	0.00	0	0.40	0.400	0.00	0.00	0.00	0.00
							0.406	2,955.56	0.00	2,955.56
593980 - Commercial Paper - Tran Type: COMM PAPER, Start: December 22, 2015, Maturity: December 23, 2015										
7/1/15	Opening Balance	0.00	0.00	0	0.00	0.000	0.00	0.00	0.00	0.00
12/22/15	MMkt - Bill Invest/Issue	-20,250,000.00	(20,250,000.00)	1	0.80	0.813	0.00	0.00	0.00	0.00
12/23/15	MMkt - Bill Maturity	0.00	20,250,000.00	0	0.80	0.800	450.00	0.00	0.00	450.00
1/1/16	Closing Balance	0.00	0.00	0	0.80	0.800	0.00	0.00	0.00	0.00
							0.813	450.00	0.00	450.00
594223 - Commercial Paper - Tran Type: COMM PAPER, Start: December 23, 2015, Maturity: January 19, 2016										
7/1/15	Opening Balance	0.00	0.00	0	0.00	0.000	0.00	0.00	0.00	0.00
12/23/15	MMkt - Bill Invest/Issue	-7,500,000.00	(7,500,000.00)	9	1.35	1.374	0.00	0.00	0.00	0.00
1/1/16	Closing Balance	-7,500,000.00	(7,500,000.00)	0	1.35	1.374	2,529.54	0.00	0.00	2,529.54
							1.374	2,529.54	0.00	2,529.54
594224 - Commercial Paper - Tran Type: COMM PAPER, Start: December 23, 2015, Maturity: December 28, 2015										
7/1/15	Opening Balance	0.00	0.00	0	0.00	0.000	0.00	0.00	0.00	0.00
12/23/15	MMkt - Bill Invest/Issue	-42,000,000.00	(42,000,000.00)	5	0.95	0.966	0.00	0.00	0.00	0.00
12/28/15	MMkt - Bill Maturity	0.00	42,000,000.00	0	0.95	0.950	5,541.66	0.00	0.00	5,541.66
1/1/16	Closing Balance	0.00	0.00	0	0.95	0.950	0.00	0.00	0.00	0.00

Return on Investment - Detail - AST

Between: July 1, 2015 and January 1, 2016

Printed: July 1, 2016 1:05 pm

Cash Flow Date	Transaction Description	Orig Curr Balance	Local Currency Equivalent ()							
			Principal Movement	Days	Yield	Adj Yield	Premium/ (Discount)	Interest	Total Cost	
Arkansas State Treasury (Con't)										
Commercial Paper Disc Note Invest (Con't)										
594225 - Commercial Paper - Tran Type: COMM PAPER, Start: December 23, 2015, Maturity: December 24, 2015										
7/1/15	Opening Balance	0.00	0.00	0	0.00	0.000	0.00	0.00	0.00	
12/23/15	MMkt - Bill Invest/Issue	-80,000,000.00	(80,000,000.00)	1	0.85	0.864	0.00	0.00	0.00	
12/24/15	MMkt - Bill Maturity	0.00	80,000,000.00	0	0.85	0.850	1,888.89	0.00	1,888.89	
1/1/16	Closing Balance	0.00	0.00	0	0.85	0.850	0.00	0.00	0.00	
							0.966	5,541.66	0.00	5,541.66
594453 - Commercial Paper - Tran Type: COMM PAPER, Start: December 28, 2015, Maturity: December 30, 2015										
7/1/15	Opening Balance	0.00	0.00	0	0.00	0.000	0.00	0.00	0.00	
12/28/15	MMkt - Bill Invest/Issue	-12,000,000.00	(12,000,000.00)	2	0.85	0.864	0.00	0.00	0.00	
12/30/15	MMkt - Bill Maturity	0.00	12,000,000.00	0	0.85	0.850	566.67	0.00	566.67	
1/1/16	Closing Balance	0.00	0.00	0	0.85	0.850	0.00	0.00	0.00	
							0.864	1,888.89	0.00	1,888.89
594645 - Commercial Paper - Tran Type: COMM PAPER, Start: December 29, 2015, Maturity: January 28, 2016										
7/1/15	Opening Balance	0.00	0.00	0	0.00	0.000	0.00	0.00	0.00	
12/29/15	MMkt - Bill Invest/Issue	-49,000,000.00	(49,000,000.00)	3	1.30	1.323	0.00	0.00	0.00	
1/1/16	Closing Balance	-49,000,000.00	(49,000,000.00)	0	1.30	1.323	5,303.15	0.00	5,303.15	
							1.323	5,303.15	0.00	5,303.15
594646 - Commercial Paper - Tran Type: COMM PAPER, Start: December 29, 2015, Maturity: December 30, 2015										
7/1/15	Opening Balance	0.00	0.00	0	0.00	0.000	0.00	0.00	0.00	
12/29/15	MMkt - Bill Invest/Issue	-25,000,000.00	(25,000,000.00)	1	0.50	0.508	0.00	0.00	0.00	
12/30/15	MMkt - Bill Maturity	0.00	25,000,000.00	0	0.50	0.500	347.22	0.00	347.22	
1/1/16	Closing Balance	0.00	0.00	0	0.50	0.500	0.00	0.00	0.00	
							0.508	347.22	0.00	347.22
594647 - Commercial Paper - Tran Type: COMM PAPER, Start: December 29, 2015, Maturity: January 28, 2016										
7/1/15	Opening Balance	0.00	0.00	0	0.00	0.000	0.00	0.00	0.00	
12/29/15	MMkt - Bill Invest/Issue	-6,000,000.00	(6,000,000.00)	3	1.30	1.323	0.00	0.00	0.00	
1/1/16	Closing Balance	-6,000,000.00	(6,000,000.00)	0	1.30	1.323	649.37	0.00	649.37	
							1.323	649.37	0.00	649.37
594911 - Commercial Paper - Tran Type: COMM PAPER, Start: December 30, 2015, Maturity: December 31, 2015										
7/1/15	Opening Balance	0.00	0.00	0	0.00	0.000	0.00	0.00	0.00	
12/30/15	MMkt - Bill Invest/Issue	-70,000,000.00	(70,000,000.00)	1	0.66	0.670	0.00	0.00	0.00	

Return on Investment - Detail - AST

Between: July 1, 2015 and January 1, 2016

Printed: July 1, 2016 1:05 pm

Cash Flow Date	Transaction Description	Orig Curr Balance	Local Currency Equivalent ()							
			Principal Movement	Days	Yield	Adj Yield	Premium/ (Discount)	Interest	Total Cost	
Arkansas State Treasury (Con't)										
Commercial Paper Disc Note Invest (Con't)										
594911 - Commercial Paper - Tran Type: COMM PAPER, Start: December 30, 2015, Maturity: December 31, 2015										
12/31/15	MMkt - Bill Maturity	0.00	70,000,000.00	0	0.66	0.660	1,283.33	0.00	1,283.33	
1/1/16	Closing Balance	0.00	0.00	0	0.66	0.660	0.00	0.00	0.00	
							0.670	1,283.33	0.00	1,283.33
595090 - Commercial Paper - Tran Type: COMM PAPER, Start: December 31, 2015, Maturity: January 7, 2016										
7/1/15	Opening Balance	0.00	0.00	0	0.00	0.000	0.00	0.00	0.00	
12/31/15	MMkt - Bill Invest/Issue	-10,000,000.00	(10,000,000.00)	1	1.00	1.017	0.00	0.00	0.00	
1/1/16	Closing Balance	-10,000,000.00	(10,000,000.00)	0	1.00	1.017	277.73	0.00	277.73	
							1.017	277.73	0.00	277.73
Commercial Paper Disc Note							0.614	3,720,595.09	0.00	3,720,595.09
Demand Accounts Invest										
000000 - 1STSEC DDA - Tran Type: DDA, Start: July 1, 2004, Maturity: Overnight										
7/1/15	Opening Balance	3,000,036.99	3,000,036.99	0	0.45	0.450	0.00	36.99	36.99	
7/27/15	DDA - Balance Change	3,001,220.68	3,001,220.68	26	0.45	0.450	0.00	961.66	961.66	
7/30/15	DDA - Balance Change	3,001,220.68	3,001,220.68	3	0.45	0.450	0.00	111.00	111.00	
7/31/15	DDA - Balance Change	3,001,220.68	3,001,220.68	1	0.45	0.450	0.00	37.00	37.00	
8/26/15	DDA - Balance Change	3,002,367.72	3,002,367.72	26	0.45	0.450	0.00	962.04	962.04	
8/30/15	DDA - Balance Change	3,002,367.72	3,002,367.72	4	0.45	0.450	0.00	148.06	148.06	
8/31/15	DDA - Balance Change	3,002,367.72	3,002,367.72	1	0.45	0.450	0.00	37.02	37.02	
9/28/15	DDA - Balance Change	3,003,515.20	3,003,515.20	28	0.45	0.450	0.00	1,036.43	1,036.43	
9/30/15	DDA - Balance Change	3,003,515.20	3,003,515.20	2	0.45	0.450	0.00	74.06	74.06	
10/29/15	DDA - Balance Change	3,004,626.09	3,004,626.09	29	0.45	0.450	0.00	1,073.86	1,073.86	
10/30/15	DDA - Balance Change	3,004,626.09	3,004,626.09	1	0.45	0.450	0.00	37.04	37.04	
10/31/15	DDA - Balance Change	3,004,626.09	3,004,626.09	1	0.45	0.450	0.00	37.04	37.04	
11/19/15	DDA - Balance Change	3,005,737.39	3,005,737.39	19	0.45	0.450	0.00	703.82	703.82	
11/30/15	DDA - Balance Change	3,005,737.39	3,005,737.39	11	0.45	0.450	0.00	407.63	407.63	
12/17/15	DDA - Balance Change	5,737.39	5,737.39	17	0.45	0.450	0.00	629.97	629.97	
12/29/15	DDA - Balance Change	6,886.16	6,886.16	12	0.45	0.450	0.00	0.85	0.85	
12/30/15	DDA - Balance Change	6,886.16	6,886.16	1	0.45	0.450	0.00	0.08	0.08	
12/31/15	DDA - Balance Change	6,886.16	6,886.16	1	0.45	0.450	0.00	0.08	0.08	
1/1/16	Closing Balance	6,886.16	6,886.16	1	0.45	0.450	0.00	0.08	0.08	

Return on Investment - Detail - AST

Between: July 1, 2015 and January 1, 2016
 Printed: July 1, 2016 1:05 pm

Cash Flow Date	Transaction Description	Orig Curr Balance	Local Currency Equivalent ()							
			Principal Movement	Days	Yield	Adj Yield	Premium/ (Discount)	Interest	Total Cost	
Arkansas State Treasury (Con't)										
Demand Accounts Invest (Con't)										
							0.450	0.00	6,294.71	6,294.71
000000 - BOA MAIN - Tran Type: DDA, Start: July 1, 2004, Maturity: Overnight										
7/1/15	Opening Balance	1,113,756.72	1,113,756.72	0	0.07	0.070	0.00	1,030,151.13	1,030,151.13	
7/2/15	DDA - Balance Change	87,409,300.77	87,409,300.77	1	0.07	0.070	0.00	2.14	2.14	
7/6/15	DDA - Balance Change	918,989.74	918,989.74	4	0.07	0.070	0.00	670.54	670.54	
7/7/15	DDA - Balance Change	743,993.70	743,993.70	1	0.07	0.070	0.00	1.76	1.76	
7/8/15	DDA - Balance Change	733,625.88	733,625.88	1	0.07	0.070	0.00	1.43	1.43	
7/9/15	DDA - Balance Change	1,172,457.64	1,172,457.64	1	0.07	0.070	0.00	1.41	1.41	
7/10/15	DDA - Balance Change	519,809.03	519,809.03	1	0.07	0.070	0.00	2.25	2.25	
7/13/15	DDA - Balance Change	831,762.62	831,762.62	3	0.07	0.070	0.00	2.99	2.99	
7/14/15	DDA - Balance Change	172,304.02	172,304.02	1	0.07	0.070	0.00	1.60	1.60	
7/15/15	DDA - Balance Change	823,582.79	823,582.79	1	0.07	0.070	0.00	0.33	0.33	
7/16/15	DDA - Balance Change	756,107.85	756,107.85	1	0.07	0.070	0.00	1.58	1.58	
7/17/15	DDA - Balance Change	703,404.33	703,404.33	1	0.07	0.070	0.00	1.45	1.45	
7/20/15	DDA - Balance Change	203,038.09	203,038.09	3	0.07	0.070	0.00	4.05	4.05	
7/21/15	DDA - Balance Change	368,606.03	368,606.03	1	0.07	0.070	0.00	0.39	0.39	
7/22/15	DDA - Balance Change	274,458.28	274,458.28	1	0.07	0.070	0.00	0.71	0.71	
7/23/15	DDA - Balance Change	516,221.13	516,221.13	1	0.07	0.070	0.00	0.53	0.53	
7/24/15	DDA - Balance Change	471,906.06	471,906.06	1	0.07	0.070	0.00	0.99	0.99	
7/27/15	DDA - Balance Change	506,175.56	506,175.56	3	0.07	0.070	0.00	2.72	2.72	
7/28/15	DDA - Balance Change	417,513.66	417,513.66	1	0.07	0.070	0.00	0.97	0.97	
7/29/15	DDA - Balance Change	618,546.05	618,546.05	1	0.07	0.070	0.00	0.80	0.80	
7/30/15	DDA - Balance Change	831,556.71	831,556.71	1	0.07	0.070	0.00	1.19	1.19	
7/31/15	DDA - Balance Change	567,849.21	567,849.21	1	0.07	0.070	0.00	1.59	1.59	
8/3/15	DDA - Balance Change	145,518.64	145,518.64	3	0.07	0.070	0.00	3.27	3.27	
8/4/15	DDA - Balance Change	949,999.67	949,999.67	1	0.07	0.070	0.00	0.28	0.28	
8/5/15	DDA - Balance Change	555,009.29	555,009.29	1	0.07	0.070	0.00	1.82	1.82	
8/6/15	DDA - Balance Change	53,964.67	53,964.67	1	0.07	0.070	0.00	1.06	1.06	
8/7/15	DDA - Balance Change	450,304.82	450,304.82	1	0.07	0.070	0.00	0.10	0.10	
8/10/15	DDA - Balance Change	720,736.83	720,736.83	3	0.07	0.070	0.00	2.59	2.59	
8/11/15	DDA - Balance Change	1,073,780.19	1,073,780.19	1	0.07	0.070	0.00	1.38	1.38	
8/12/15	DDA - Balance Change	647,875.36	647,875.36	1	0.07	0.070	0.00	2.06	2.06	
8/13/15	DDA - Balance Change	555,872.95	555,872.95	1	0.07	0.070	0.00	1.24	1.24	

Return on Investment - Detail - AST

Between: July 1, 2015 and January 1, 2016

Printed: July 1, 2016 1:05 pm

Cash Flow Date	Transaction Description	Orig Curr Balance	Local Currency Equivalent ()						
			Principal Movement	Days	Yield	Adj Yield	Premium/ (Discount)	Interest	Total Cost
Arkansas State Treasury (Con't)									
Demand Accounts Invest (Con't)									
000000 - BOA MAIN - Tran Type: DDA, Start: July 1, 2004, Maturity: Overnight									
8/14/15	DDA - Balance Change	740,230.32	740,230.32	1	0.07	0.070	0.00	1.07	1.07
8/17/15	DDA - Balance Change	570,137.72	570,137.72	3	0.07	0.070	0.00	4.26	4.26
8/18/15	DDA - Balance Change	459,754.47	459,754.47	1	0.07	0.070	0.00	1.09	1.09
8/19/15	DDA - Balance Change	858,704.08	858,704.08	1	0.07	0.070	0.00	0.88	0.88
8/20/15	DDA - Balance Change	531,361.88	531,361.88	1	0.07	0.070	0.00	1.65	1.65
8/21/15	DDA - Balance Change	749,624.37	749,624.37	1	0.07	0.070	0.00	1.02	1.02
8/24/15	DDA - Balance Change	572,273.86	572,273.86	3	0.07	0.070	0.00	4.31	4.31
8/25/15	DDA - Balance Change	880,911.43	880,911.43	1	0.07	0.070	0.00	1.10	1.10
8/26/15	DDA - Balance Change	742,222.06	742,222.06	1	0.07	0.070	0.00	1.69	1.69
8/27/15	DDA - Balance Change	714,921.74	714,921.74	1	0.07	0.070	0.00	1.42	1.42
8/28/15	DDA - Balance Change	17,100.98	17,100.98	1	0.07	0.070	0.00	1.37	1.37
8/31/15	DDA - Balance Change	1,838,428.50	1,838,428.50	3	0.07	0.070	0.00	0.10	0.10
9/1/15	DDA - Balance Change	523,390.70	523,390.70	1	0.07	0.070	0.00	3.53	3.53
9/2/15	DDA - Balance Change	68,799.19	68,799.19	1	0.07	0.070	0.00	1.00	1.00
9/3/15	DDA - Balance Change	91,226.94	91,226.94	1	0.07	0.070	0.00	0.13	0.13
9/4/15	DDA - Balance Change	738,476.22	738,476.22	1	0.07	0.070	0.00	0.17	0.17
9/8/15	DDA - Balance Change	953,432.45	953,432.45	4	0.07	0.070	0.00	5.67	5.67
9/9/15	DDA - Balance Change	761,996.34	761,996.34	1	0.07	0.070	0.00	1.83	1.83
9/10/15	DDA - Balance Change	39,289,939.83	39,289,939.83	1	0.07	0.070	0.00	1.46	1.46
9/11/15	DDA - Balance Change	771,135.90	771,135.90	1	0.07	0.070	0.00	75.35	75.35
9/14/15	DDA - Balance Change	892,357.31	892,357.31	3	0.07	0.070	0.00	4.44	4.44
9/15/15	DDA - Balance Change	449,102.97	449,102.97	1	0.07	0.070	0.00	1.71	1.71
9/16/15	DDA - Balance Change	2,109,544.03	2,109,544.03	1	0.07	0.070	0.00	0.86	0.86
9/17/15	DDA - Balance Change	671,247.31	671,247.31	1	0.07	0.070	0.00	4.05	4.05
9/18/15	DDA - Balance Change	1,104,196.61	1,104,196.61	1	0.07	0.070	0.00	1.29	1.29
9/21/15	DDA - Balance Change	11,149.14	11,149.14	3	0.07	0.070	0.00	6.35	6.35
9/22/15	DDA - Balance Change	319,896.08	319,896.08	1	0.07	0.070	0.00	0.02	0.02
9/23/15	DDA - Balance Change	2,625,924.85	2,625,924.85	1	0.07	0.070	0.00	0.61	0.61
9/24/15	DDA - Balance Change	1,751,799.38	1,751,799.38	1	0.07	0.070	0.00	5.04	5.04
9/25/15	DDA - Balance Change	946,476.22	946,476.22	1	0.07	0.070	0.00	3.36	3.36
9/28/15	DDA - Balance Change	534,234.98	534,234.98	3	0.07	0.070	0.00	5.45	5.45
9/29/15	DDA - Balance Change	509,043.83	509,043.83	1	0.07	0.070	0.00	1.02	1.02

Return on Investment - Detail - AST

Between: July 1, 2015 and January 1, 2016

Printed: July 1, 2016 1:05 pm

Cash Flow Date	Transaction Description	Orig Curr Balance	Local Currency Equivalent ()						
			Principal Movement	Days	Yield	Adj Yield	Premium/ (Discount)	Interest	Total Cost
Arkansas State Treasury (Con't)									
Demand Accounts Invest (Con't)									
000000 - BOA MAIN - Tran Type: DDA, Start: July 1, 2004, Maturity: Overnight									
9/30/15	DDA - Balance Change	354,293.81	354,293.81	1	0.07	0.070	0.00	0.98	0.98
10/1/15	DDA - Balance Change	1,134,598.90	1,134,598.90	1	0.07	0.070	0.00	0.68	0.68
10/2/15	DDA - Balance Change	646,507.49	646,507.49	1	0.07	0.070	0.00	2.18	2.18
10/5/15	DDA - Balance Change	600,465.89	600,465.89	3	0.07	0.070	0.00	3.72	3.72
10/6/15	DDA - Balance Change	534,549.91	534,549.91	1	0.07	0.070	0.00	1.15	1.15
10/7/15	DDA - Balance Change	749,281.21	749,281.21	1	0.07	0.070	0.00	1.03	1.03
10/8/15	DDA - Balance Change	21,330.69	21,330.69	1	0.07	0.070	0.00	1.44	1.44
10/9/15	DDA - Balance Change	441,193.51	441,193.51	1	0.07	0.070	0.00	0.04	0.04
10/12/15	DDA - Balance Change	9,233,346.43	9,233,346.43	3	0.07	0.070	0.00	2.54	2.54
10/13/15	DDA - Balance Change	368,911.52	368,911.52	1	0.07	0.070	0.00	17.71	17.71
10/14/15	DDA - Balance Change	578,133.12	578,133.12	1	0.07	0.070	0.00	0.71	0.71
10/15/15	DDA - Balance Change	971,901.90	971,901.90	1	0.07	0.070	0.00	1.11	1.11
10/16/15	DDA - Balance Change	741,385.00	741,385.00	1	0.07	0.070	0.00	1.86	1.86
10/19/15	DDA - Balance Change	105,087.88	105,087.88	3	0.07	0.070	0.00	4.27	4.27
10/20/15	DDA - Balance Change	369,924.75	369,924.75	1	0.07	0.070	0.00	0.20	0.20
10/21/15	DDA - Balance Change	405,526.29	405,526.29	1	0.07	0.070	0.00	0.71	0.71
10/22/15	DDA - Balance Change	1,188,235.24	1,188,235.24	1	0.07	0.070	0.00	0.78	0.78
10/23/15	DDA - Balance Change	477,163.75	477,163.75	1	0.07	0.070	0.00	2.28	2.28
10/26/15	DDA - Balance Change	464,834.86	464,834.86	3	0.07	0.070	0.00	2.75	2.75
10/27/15	DDA - Balance Change	447,303.40	447,303.40	1	0.07	0.070	0.00	0.89	0.89
10/28/15	DDA - Balance Change	24,977,024.71	24,977,024.71	1	0.07	0.070	0.00	0.86	0.86
10/29/15	DDA - Balance Change	666,714.91	666,714.91	1	0.07	0.070	0.00	47.90	47.90
10/30/15	DDA - Balance Change	633,517.19	633,517.19	1	0.07	0.070	0.00	1.28	1.28
11/2/15	DDA - Balance Change	373,697.45	373,697.45	3	0.07	0.070	0.00	3.64	3.64
11/3/15	DDA - Balance Change	776,497.42	776,497.42	1	0.07	0.070	0.00	0.72	0.72
11/4/15	DDA - Balance Change	830,791.81	830,791.81	1	0.07	0.070	0.00	1.49	1.49
11/5/15	DDA - Balance Change	677,118.34	677,118.34	1	0.07	0.070	0.00	1.59	1.59
11/6/15	DDA - Balance Change	1,312,999.34	1,312,999.34	1	0.07	0.070	0.00	1.30	1.30
11/9/15	DDA - Balance Change	979,733.07	979,733.07	3	0.07	0.070	0.00	7.55	7.55
11/10/15	DDA - Balance Change	948,322.73	948,322.73	1	0.07	0.070	0.00	1.88	1.88
11/12/15	DDA - Balance Change	1,110,479.38	1,110,479.38	2	0.07	0.070	0.00	3.64	3.64
11/13/15	DDA - Balance Change	259,252.12	259,252.12	1	0.07	0.070	0.00	2.13	2.13

Return on Investment - Detail - AST

Between: July 1, 2015 and January 1, 2016

Printed: July 1, 2016 1:05 pm

Cash Flow Date	Transaction Description	Orig Curr Balance	Local Currency Equivalent ()						Total Cost	
			Principal Movement	Days	Yield	Adj Yield	Premium/ (Discount)	Interest		
Arkansas State Treasury (Con't)										
Demand Accounts Invest (Con't)										
000000 - BOA MAIN - Tran Type: DDA, Start: July 1, 2004, Maturity: Overnight										
11/16/15	DDA - Balance Change	689,598.15	689,598.15	3	0.07	0.070	0.00	1.49	1.49	
11/17/15	DDA - Balance Change	2,073,519.90	2,073,519.90	1	0.07	0.070	0.00	1.32	1.32	
11/18/15	DDA - Balance Change	13,645,713.86	13,645,713.86	1	0.07	0.070	0.00	3.98	3.98	
11/19/15	DDA - Balance Change	75,974.80	75,974.80	1	0.07	0.070	0.00	26.17	26.17	
11/20/15	DDA - Balance Change	565,317.71	565,317.71	1	0.07	0.070	0.00	0.15	0.15	
11/23/15	DDA - Balance Change	407,693.16	407,693.16	3	0.07	0.070	0.00	3.25	3.25	
11/24/15	DDA - Balance Change	1,010,394.91	1,010,394.91	1	0.07	0.070	0.00	0.78	0.78	
11/25/15	DDA - Balance Change	7,039,060.61	7,039,060.61	1	0.07	0.070	0.00	1.94	1.94	
11/30/15	DDA - Balance Change	825,751.07	825,751.07	5	0.07	0.070	0.00	67.50	67.50	
12/1/15	DDA - Balance Change	343,484.59	343,484.59	1	0.07	0.070	0.00	1.58	1.58	
12/2/15	DDA - Balance Change	461,665.19	461,665.19	1	0.07	0.070	0.00	0.66	0.66	
12/3/15	DDA - Balance Change	671,868.35	671,868.35	1	0.07	0.070	0.00	0.89	0.89	
12/4/15	DDA - Balance Change	674,677.91	674,677.91	1	0.07	0.070	0.00	1.29	1.29	
12/7/15	DDA - Balance Change	642,927.33	642,927.33	3	0.07	0.070	0.00	3.88	3.88	
12/8/15	DDA - Balance Change	232,313.43	232,313.43	1	0.07	0.070	0.00	1.23	1.23	
12/9/15	DDA - Balance Change	201,449.30	201,449.30	1	0.07	0.070	0.00	0.45	0.45	
12/10/15	DDA - Balance Change	544,235.96	544,235.96	1	0.07	0.070	0.00	0.39	0.39	
12/11/15	DDA - Balance Change	473,541.97	473,541.97	1	0.07	0.070	0.00	1.04	1.04	
12/14/15	DDA - Balance Change	930,200.60	930,200.60	3	0.07	0.070	0.00	2.72	2.72	
12/15/15	DDA - Balance Change	234,297.71	234,297.71	1	0.07	0.070	0.00	1.78	1.78	
12/16/15	DDA - Balance Change	523,934.73	523,934.73	1	0.07	0.070	0.00	0.45	0.45	
12/17/15	DDA - Balance Change	934,913.59	934,913.59	1	0.07	0.070	0.00	1.00	1.00	
12/18/15	DDA - Balance Change	240,625.05	240,625.05	1	0.07	0.070	0.00	1.79	1.79	
12/21/15	DDA - Balance Change	195,766.10	195,766.10	3	0.07	0.070	0.00	1.38	1.38	
12/22/15	DDA - Balance Change	1,100,110.83	1,100,110.83	1	0.07	0.070	0.00	0.38	0.38	
12/23/15	DDA - Balance Change	272,426.28	272,426.28	1	0.07	0.070	0.00	2.11	2.11	
12/28/15	DDA - Balance Change	90,544.85	90,544.85	5	0.07	0.070	0.00	2.61	2.61	
12/29/15	DDA - Balance Change	15,275.35	15,275.35	1	0.07	0.070	0.00	0.17	0.17	
12/30/15	DDA - Balance Change	971,156.81	971,156.81	1	0.07	0.070	0.00	0.03	0.03	
12/31/15	DDA - Balance Change	378,775.28	378,775.28	1	0.07	0.070	0.00	1.86	1.86	
1/1/16	Closing Balance	378,775.28	378,775.28	1	0.07	0.070	0.00	0.73	0.73	
							0.070	0.00	1,031,265.66	1,031,265.66

Return on Investment - Detail - AST

Between: July 1, 2015 and January 1, 2016

Printed: July 1, 2016 1:05 pm

Cash Flow Date	Transaction Description	Orig Curr Balance	Local Currency Equivalent ()						
			Principal Movement	Days	Yield	Adj Yield	Premium/ (Discount)	Interest	Total Cost
Arkansas State Treasury (Con't)									
Demand Accounts Invest (Con't)									
000000 - CENT ICS - Tran Type: DDA, Start: July 1, 2004, Maturity: Overnight									
7/1/15	Opening Balance	0.00	0.00	0	0.00	0.000	0.00	0.00	0.00
1/1/16	Closing Balance	0.00	0.00	184	0.00	0.000	0.00	0.00	0.00
							0.00	0.00	0.00
000000 - CENTEN DEP - Tran Type: DDA, Start: July 1, 2004, Maturity: Overnight									
7/1/15	Opening Balance	0.00	0.00	0	0.05	0.050	0.00	0.00	0.00
1/1/16	Closing Balance	0.00	0.00	184	0.05	0.050	0.00	0.00	0.00
							0.00	0.00	0.00
000000 - CENTENNIAL - Tran Type: DDA, Start: July 1, 2004, Maturity: Overnight									
7/1/15	Opening Balance	7,346,508.14	7,346,508.14	0	0.25	0.250	0.00	704,937.76	704,937.76
7/6/15	DDA - Balance Change	8,346,508.14	8,346,508.14	5	0.25	0.250	0.00	251.59	251.59
7/7/15	DDA - Balance Change	17,346,508.14	17,346,508.14	1	0.25	0.250	0.00	57.17	57.17
7/8/15	DDA - Balance Change	15,346,508.14	15,346,508.14	1	0.25	0.250	0.00	118.81	118.81
7/9/15	DDA - Balance Change	107,346,508.14	107,346,508.14	1	0.25	0.250	0.00	105.11	105.11
7/10/15	DDA - Balance Change	78,346,508.14	78,346,508.14	1	0.25	0.250	0.00	735.25	735.25
7/13/15	DDA - Balance Change	100,346,508.14	100,346,508.14	3	0.25	0.250	0.00	1,609.86	1,609.86
7/16/15	DDA - Balance Change	54,346,508.14	54,346,508.14	3	0.25	0.250	0.00	2,061.91	2,061.91
7/17/15	DDA - Balance Change	51,346,508.14	51,346,508.14	1	0.25	0.250	0.00	372.24	372.24
7/20/15	DDA - Balance Change	78,339,808.14	78,339,808.14	3	0.25	0.250	0.00	1,055.07	1,055.07
7/21/15	DDA - Balance Change	101,339,808.14	101,339,808.14	1	0.45	0.450	0.00	536.57	536.57
7/22/15	DDA - Balance Change	114,339,808.14	114,339,808.14	1	0.45	0.450	0.00	1,249.39	1,249.39
7/23/15	DDA - Balance Change	113,339,808.14	113,339,808.14	1	0.45	0.450	0.00	1,409.67	1,409.67
7/24/15	DDA - Balance Change	109,339,808.14	109,339,808.14	1	0.45	0.450	0.00	1,397.34	1,397.34
7/27/15	DDA - Balance Change	108,346,260.53	108,346,260.53	3	0.45	0.450	0.00	4,044.08	4,044.08
7/28/15	DDA - Balance Change	111,346,260.53	111,346,260.53	1	0.45	0.450	0.00	1,335.78	1,335.78
7/29/15	DDA - Balance Change	107,346,260.53	107,346,260.53	1	0.45	0.450	0.00	1,372.76	1,372.76
7/30/15	DDA - Balance Change	94,346,260.53	94,346,260.53	1	0.45	0.450	0.00	1,323.45	1,323.45
7/31/15	DDA - Balance Change	95,346,260.53	95,346,260.53	1	0.45	0.450	0.00	1,163.17	1,163.17
8/3/15	DDA - Balance Change	98,346,260.53	98,346,260.53	3	0.45	0.450	0.00	3,526.51	3,526.51
8/4/15	DDA - Balance Change	106,346,260.53	106,346,260.53	1	0.45	0.450	0.00	1,212.49	1,212.49
8/5/15	DDA - Balance Change	102,346,260.53	102,346,260.53	1	0.45	0.450	0.00	1,311.12	1,311.12
8/6/15	DDA - Balance Change	101,346,260.53	101,346,260.53	1	0.45	0.450	0.00	1,261.80	1,261.80
8/7/15	DDA - Balance Change	103,346,260.53	103,346,260.53	1	0.45	0.450	0.00	1,249.47	1,249.47

Return on Investment - Detail - AST

Between: July 1, 2015 and January 1, 2016

Printed: July 1, 2016 1:05 pm

Cash Flow Date	Transaction Description	Orig Curr Balance	Local Currency Equivalent ()						Total Cost
			Principal Movement	Days	Yield	Adj Yield	Premium/ (Discount)	Interest	
Arkansas State Treasury (Con't)									
Demand Accounts Invest (Con't)									
000000 - CENTENNIAL - Tran Type: DDA, Start: July 1, 2004, Maturity: Overnight									
8/10/15	DDA - Balance Change	101,346,260.53	101,346,260.53	3	0.45	0.450	0.00	3,822.40	3,822.40
8/12/15	DDA - Balance Change	99,346,260.53	99,346,260.53	2	0.45	0.450	0.00	2,498.95	2,498.95
8/14/15	DDA - Balance Change	95,346,260.53	95,346,260.53	2	0.45	0.450	0.00	2,449.63	2,449.63
8/17/15	DDA - Balance Change	103,346,260.53	103,346,260.53	3	0.45	0.450	0.00	3,526.51	3,526.51
8/18/15	DDA - Balance Change	99,346,260.53	99,346,260.53	1	0.45	0.450	0.00	1,274.13	1,274.13
8/20/15	DDA - Balance Change	129,346,260.53	129,346,260.53	2	0.45	0.450	0.00	2,449.63	2,449.63
8/21/15	DDA - Balance Change	123,346,260.53	123,346,260.53	1	0.45	0.450	0.00	1,594.68	1,594.68
8/24/15	DDA - Balance Change	122,346,260.53	122,346,260.53	3	0.45	0.450	0.00	4,562.12	4,562.12
8/25/15	DDA - Balance Change	116,346,260.53	116,346,260.53	1	0.45	0.450	0.00	1,508.38	1,508.38
8/26/15	DDA - Balance Change	114,367,724.29	114,367,724.29	1	0.45	0.450	0.00	1,434.41	1,434.41
8/27/15	DDA - Balance Change	124,367,724.29	124,367,724.29	1	0.45	0.450	0.00	1,410.01	1,410.01
8/28/15	DDA - Balance Change	97,367,724.29	97,367,724.29	1	0.45	0.450	0.00	1,533.30	1,533.30
8/31/15	DDA - Balance Change	41,367,724.29	41,367,724.29	3	0.45	0.450	0.00	3,601.27	3,601.27
9/2/15	DDA - Balance Change	100,367,724.29	100,367,724.29	2	0.45	0.450	0.00	1,020.03	1,020.03
9/3/15	DDA - Balance Change	105,367,724.29	105,367,724.29	1	0.45	0.450	0.00	1,237.41	1,237.41
9/4/15	DDA - Balance Change	90,367,724.29	90,367,724.29	1	0.45	0.450	0.00	1,299.05	1,299.05
9/8/15	DDA - Balance Change	102,367,724.29	102,367,724.29	4	0.45	0.450	0.00	4,456.49	4,456.49
9/9/15	DDA - Balance Change	99,367,724.29	99,367,724.29	1	0.45	0.450	0.00	1,262.07	1,262.07
9/10/15	DDA - Balance Change	118,367,724.29	118,367,724.29	1	0.45	0.450	0.00	1,225.08	1,225.08
9/11/15	DDA - Balance Change	117,367,724.29	117,367,724.29	1	0.45	0.450	0.00	1,459.33	1,459.33
9/14/15	DDA - Balance Change	101,367,724.29	101,367,724.29	3	0.45	0.450	0.00	4,341.00	4,341.00
9/15/15	DDA - Balance Change	98,367,724.29	98,367,724.29	1	0.45	0.450	0.00	1,249.74	1,249.74
9/22/15	DDA - Balance Change	96,367,724.29	96,367,724.29	7	0.45	0.450	0.00	8,489.27	8,489.27
9/23/15	DDA - Balance Change	102,367,724.29	102,367,724.29	1	0.45	0.450	0.00	1,188.10	1,188.10
9/25/15	DDA - Balance Change	105,367,724.29	105,367,724.29	2	0.45	0.450	0.00	2,524.14	2,524.14
9/28/15	DDA - Balance Change	105,407,292.23	105,407,292.23	3	0.45	0.450	0.00	3,897.16	3,897.16
9/29/15	DDA - Balance Change	100,407,292.23	100,407,292.23	1	0.45	0.450	0.00	1,299.54	1,299.54
9/30/15	DDA - Balance Change	95,407,292.23	95,407,292.23	1	0.45	0.450	0.00	1,237.90	1,237.90
10/2/15	DDA - Balance Change	97,407,292.23	97,407,292.23	2	0.45	0.450	0.00	2,352.51	2,352.51
10/5/15	DDA - Balance Change	99,407,292.23	99,407,292.23	3	0.45	0.450	0.00	3,602.74	3,602.74
10/6/15	DDA - Balance Change	102,407,292.23	102,407,292.23	1	0.45	0.450	0.00	1,225.57	1,225.57
10/7/15	DDA - Balance Change	88,407,292.23	88,407,292.23	1	0.45	0.450	0.00	1,262.56	1,262.56

Return on Investment - Detail - AST

Between: July 1, 2015 and January 1, 2016

Printed: July 1, 2016 1:05 pm

Cash Flow Date	Transaction Description	Orig Curr Balance	Local Currency Equivalent ()						Total Cost
			Principal Movement	Days	Yield	Adj Yield	Premium/ (Discount)	Interest	
Arkansas State Treasury (Con't)									
Demand Accounts Invest (Con't)									
000000 - CENTENNIAL - Tran Type: DDA, Start: July 1, 2004, Maturity: Overnight									
10/8/15	DDA - Balance Change	101,407,292.23	101,407,292.23	1	0.45	0.450	0.00	1,089.95	1,089.95
10/9/15	DDA - Balance Change	93,407,292.23	93,407,292.23	1	0.45	0.450	0.00	1,250.23	1,250.23
10/13/15	DDA - Balance Change	96,407,292.23	96,407,292.23	4	0.45	0.450	0.00	4,606.39	4,606.39
10/14/15	DDA - Balance Change	98,407,292.23	98,407,292.23	1	0.45	0.450	0.00	1,188.58	1,188.58
10/15/15	DDA - Balance Change	108,407,292.23	108,407,292.23	1	0.45	0.450	0.00	1,213.24	1,213.24
10/16/15	DDA - Balance Change	111,407,292.23	111,407,292.23	1	0.45	0.450	0.00	1,336.53	1,336.53
10/19/15	DDA - Balance Change	119,407,292.23	119,407,292.23	3	0.45	0.450	0.00	4,120.54	4,120.54
10/21/15	DDA - Balance Change	116,407,292.23	116,407,292.23	2	0.45	0.450	0.00	2,944.29	2,944.29
10/23/15	DDA - Balance Change	104,407,292.23	104,407,292.23	2	0.45	0.450	0.00	2,870.32	2,870.32
10/26/15	DDA - Balance Change	102,407,292.23	102,407,292.23	3	0.45	0.450	0.00	3,861.64	3,861.64
10/27/15	DDA - Balance Change	111,407,292.23	111,407,292.23	1	0.45	0.450	0.00	1,262.56	1,262.56
10/29/15	DDA - Balance Change	101,444,281.23	101,444,281.23	2	0.45	0.450	0.00	2,747.03	2,747.03
10/30/15	DDA - Balance Change	107,444,281.23	107,444,281.23	1	0.45	0.450	0.00	1,250.68	1,250.68
11/2/15	DDA - Balance Change	100,444,281.23	100,444,281.23	3	0.45	0.450	0.00	3,973.97	3,973.97
11/4/15	DDA - Balance Change	95,444,281.23	95,444,281.23	2	0.45	0.450	0.00	2,476.71	2,476.71
11/6/15	DDA - Balance Change	109,444,281.23	109,444,281.23	2	0.45	0.450	0.00	2,353.42	2,353.42
11/9/15	DDA - Balance Change	121,444,281.23	121,444,281.23	3	0.45	0.450	0.00	4,047.94	4,047.94
11/10/15	DDA - Balance Change	127,444,281.23	127,444,281.23	1	0.45	0.450	0.00	1,497.26	1,497.26
11/13/15	DDA - Balance Change	120,444,281.23	120,444,281.23	3	0.45	0.450	0.00	4,713.69	4,713.69
11/16/15	DDA - Balance Change	124,444,281.23	124,444,281.23	3	0.45	0.450	0.00	4,454.79	4,454.79
11/19/15	DDA - Balance Change	103,483,952.40	103,483,952.40	3	0.45	0.450	0.00	4,602.73	4,602.73
11/25/15	DDA - Balance Change	128,483,952.40	128,483,952.40	6	0.45	0.450	0.00	7,654.98	7,654.98
11/30/15	DDA - Balance Change	130,483,952.40	130,483,952.40	5	0.45	0.450	0.00	7,920.24	7,920.24
12/1/15	DDA - Balance Change	90,483,952.40	90,483,952.40	1	0.45	0.450	0.00	1,608.71	1,608.71
12/3/15	DDA - Balance Change	88,483,952.40	88,483,952.40	2	0.45	0.450	0.00	2,231.11	2,231.11
12/4/15	DDA - Balance Change	93,483,952.40	93,483,952.40	1	0.45	0.450	0.00	1,090.90	1,090.90
12/8/15	DDA - Balance Change	91,483,952.40	91,483,952.40	4	0.45	0.450	0.00	4,610.17	4,610.17
12/9/15	DDA - Balance Change	75,483,952.40	75,483,952.40	1	0.45	0.450	0.00	1,127.88	1,127.88
12/10/15	DDA - Balance Change	95,483,952.40	95,483,952.40	1	0.45	0.450	0.00	930.62	930.62
12/14/15	DDA - Balance Change	80,483,952.40	80,483,952.40	4	0.45	0.450	0.00	4,708.80	4,708.80
12/15/15	DDA - Balance Change	58,483,952.40	58,483,952.40	1	0.45	0.450	0.00	992.27	992.27
12/16/15	DDA - Balance Change	54,483,952.40	54,483,952.40	1	0.45	0.450	0.00	721.04	721.04

Return on Investment - Detail - AST

Between: July 1, 2015 and January 1, 2016

Printed: July 1, 2016 1:05 pm

Cash Flow Date	Transaction Description	Orig Curr Balance	Local Currency Equivalent ()							
			Principal Movement	Days	Yield	Adj Yield	Premium/ (Discount)	Interest	Total Cost	
Arkansas State Treasury (Con't)										
Demand Accounts Invest (Con't)										
000000 - CENTENNIAL - Tran Type: DDA, Start: July 1, 2004, Maturity: Overnight										
12/17/15	DDA - Balance Change	44,483,952.40	44,483,952.40	1	0.45	0.450	0.00	671.72	671.72	
12/21/15	DDA - Balance Change	59,483,952.40	59,483,952.40	4	0.45	0.450	0.00	2,193.73	2,193.73	
12/28/15	DDA - Balance Change	77,483,952.40	77,483,952.40	7	0.45	0.450	0.00	5,133.55	5,133.55	
12/29/15	DDA - Balance Change	76,523,287.56	76,523,287.56	1	0.45	0.450	0.00	955.28	955.28	
12/30/15	DDA - Balance Change	115,523,287.56	115,523,287.56	1	0.45	0.450	0.00	943.44	943.44	
12/31/15	DDA - Balance Change	136,523,287.56	136,523,287.56	1	0.45	0.450	0.00	1,424.26	1,424.26	
1/1/16	Closing Balance	136,523,287.56	136,523,287.56	1	0.45	0.450	0.00	1,683.16	1,683.16	
							0.439	0.00	914,457.83	914,457.83
000000 - CHAMBERS - Tran Type: DDA, Start: July 1, 2004, Maturity: Overnight										
7/1/15	Opening Balance	0.00	0.00	0	0.25	0.250	0.00	54,163.18	54,163.18	
1/1/16	Closing Balance	0.00	0.00	184	0.25	0.250	0.00	0.00	0.00	
							0.00	54,163.18	54,163.18	
000000 - DELIGHT - Tran Type: DDA, Start: July 1, 2004, Maturity: Overnight										
7/1/15	Opening Balance	0.00	0.00	0	0.25	0.250	0.00	77,308.71	77,308.71	
1/1/16	Closing Balance	0.00	0.00	184	0.25	0.250	0.00	0.00	0.00	
							0.00	77,308.71	77,308.71	
000000 - DELTATRUST - Tran Type: DDA, Start: July 1, 2004, Maturity: Overnight										
7/1/15	Opening Balance	0.00	0.00	0	0.25	0.250	0.00	78,208.54	78,208.54	
1/1/16	Closing Balance	0.00	0.00	184	0.25	0.250	0.00	0.00	0.00	
							0.00	78,208.54	78,208.54	
000000 - METRO DDA - Tran Type: DDA, Start: July 1, 2004, Maturity: Overnight										
7/1/15	Opening Balance	0.00	0.00	0	0.25	0.250	0.00	407.55	407.55	
1/1/16	Closing Balance	0.00	0.00	184	0.25	0.250	0.00	0.00	0.00	
							0.00	407.55	407.55	
000000 - NEWPORT - Tran Type: DDA, Start: July 1, 2004, Maturity: Overnight										
7/1/15	Opening Balance	0.00	0.00	0	0.20	0.200	0.00	45,907.31	45,907.31	
1/1/16	Closing Balance	0.00	0.00	184	0.20	0.200	0.00	0.00	0.00	
							0.00	45,907.31	45,907.31	
000000 - ONE BANK - Tran Type: DDA, Start: July 1, 2004, Maturity: Overnight										
7/1/15	Opening Balance	0.00	0.00	0	0.50	0.500	0.00	12,636.79	12,636.79	
1/1/16	Closing Balance	0.00	0.00	184	0.50	0.500	0.00	0.00	0.00	

Return on Investment - Detail - AST

Between: July 1, 2015 and January 1, 2016
 Printed: July 1, 2016 1:05 pm

Cash Flow Date	Transaction Description	Orig Curr Balance	Local Currency Equivalent ()							
			Principal Movement	Days	Yield	Adj Yield	Premium/ (Discount)	Interest	Total Cost	
Arkansas State Treasury (Con't)										
Demand Accounts Invest (Con't)										
								0.00	12,636.79	12,636.79
000000 - OZARKS	- Tran Type: DDA, Start: July 1, 2004, Maturity: Overnight									
7/1/15	Opening Balance	75,287,619.35	75,287,619.35	0	0.46	0.460	0.00	84,963.84	84,963.84	
7/14/15	DDA - Balance Change	82,287,619.35	82,287,619.35	13	0.46	0.460	0.00	12,334.79	12,334.79	
7/15/15	DDA - Balance Change	101,287,619.35	101,287,619.35	1	0.46	0.460	0.00	1,037.05	1,037.05	
7/22/15	DDA - Balance Change	108,287,619.35	108,287,619.35	7	0.46	0.460	0.00	8,935.51	8,935.51	
7/27/15	DDA - Balance Change	108,311,968.61	108,311,968.61	5	0.46	0.460	0.00	6,823.60	6,823.60	
8/11/15	DDA - Balance Change	100,311,968.61	100,311,968.61	15	0.46	0.460	0.00	20,475.41	20,475.41	
8/20/15	DDA - Balance Change	115,311,968.61	115,311,968.61	9	0.46	0.460	0.00	11,377.85	11,377.85	
8/26/15	DDA - Balance Change	115,347,932.45	115,347,932.45	6	0.46	0.460	0.00	8,719.48	8,719.48	
8/27/15	DDA - Balance Change	123,347,932.45	123,347,932.45	1	0.46	0.460	0.00	1,453.70	1,453.70	
8/28/15	DDA - Balance Change	97,347,932.45	97,347,932.45	1	0.46	0.460	0.00	1,554.52	1,554.52	
9/1/15	DDA - Balance Change	64,347,932.45	64,347,932.45	4	0.46	0.460	0.00	4,907.40	4,907.40	
9/2/15	DDA - Balance Change	100,347,932.45	100,347,932.45	1	0.46	0.460	0.00	810.96	810.96	
9/4/15	DDA - Balance Change	89,347,932.45	89,347,932.45	2	0.46	0.460	0.00	2,529.32	2,529.32	
9/8/15	DDA - Balance Change	103,347,932.45	103,347,932.45	4	0.46	0.460	0.00	4,504.11	4,504.11	
9/9/15	DDA - Balance Change	99,347,932.45	99,347,932.45	1	0.46	0.460	0.00	1,302.47	1,302.47	
9/25/15	DDA - Balance Change	119,347,932.45	119,347,932.45	16	0.46	0.460	0.00	20,032.90	20,032.90	
9/28/15	DDA - Balance Change	172,389,607.01	172,389,607.01	3	0.46	0.460	0.00	4,512.33	4,512.33	
10/29/15	DDA - Balance Change	172,429,831.03	172,429,831.03	31	0.46	0.460	0.00	67,350.02	67,350.02	
11/2/15	DDA - Balance Change	165,429,831.03	165,429,831.03	4	0.46	0.460	0.00	8,692.35	8,692.35	
11/3/15	DDA - Balance Change	154,429,831.03	154,429,831.03	1	0.46	0.460	0.00	2,084.87	2,084.87	
11/5/15	DDA - Balance Change	172,429,831.03	172,429,831.03	2	0.46	0.460	0.00	3,892.48	3,892.48	
11/19/15	DDA - Balance Change	172,495,023.68	172,495,023.68	14	0.46	0.460	0.00	30,423.24	30,423.24	
12/1/15	DDA - Balance Change	150,495,023.68	150,495,023.68	12	0.46	0.460	0.00	26,086.92	26,086.92	
12/2/15	DDA - Balance Change	175,495,023.68	175,495,023.68	1	0.46	0.460	0.00	1,896.65	1,896.65	
12/7/15	DDA - Balance Change	162,495,023.68	162,495,023.68	5	0.46	0.460	0.00	11,058.59	11,058.59	
12/8/15	DDA - Balance Change	148,495,023.68	148,495,023.68	1	0.46	0.460	0.00	2,047.88	2,047.88	
12/9/15	DDA - Balance Change	120,495,023.68	120,495,023.68	1	0.46	0.460	0.00	1,871.44	1,871.44	
12/10/15	DDA - Balance Change	170,495,023.68	170,495,023.68	1	0.46	0.460	0.00	1,518.57	1,518.57	
12/11/15	DDA - Balance Change	56,495,023.68	56,495,023.68	1	0.46	0.460	0.00	2,148.70	2,148.70	
12/14/15	DDA - Balance Change	66,495,023.68	66,495,023.68	3	0.46	0.460	0.00	2,135.98	2,135.98	
12/15/15	DDA - Balance Change	64,495,023.68	64,495,023.68	1	0.46	0.460	0.00	838.02	838.02	

Return on Investment - Detail - AST

Between: July 1, 2015 and January 1, 2016

Printed: July 1, 2016 1:05 pm

Cash Flow Date	Transaction Description	Orig Curr Balance	Local Currency Equivalent ()							
			Principal Movement	Days	Yield	Adj Yield	Premium/ (Discount)	Interest	Total Cost	
Arkansas State Treasury (Con't)										
Demand Accounts Invest (Con't)										
000000 - OZARKS - Tran Type: DDA, Start: July 1, 2004, Maturity: Overnight										
12/16/15	DDA - Balance Change	60,495,023.68	60,495,023.68	1	0.46	0.460	0.00	812.81	812.81	
12/18/15	DDA - Balance Change	105,495,023.68	105,495,023.68	2	0.46	0.460	0.00	1,524.81	1,524.81	
12/21/15	DDA - Balance Change	140,495,023.68	140,495,023.68	3	0.46	0.460	0.00	3,988.58	3,988.58	
12/29/15	DDA - Balance Change	140,561,872.97	140,561,872.97	8	0.46	0.460	0.00	14,164.98	14,164.98	
1/1/16	Closing Balance	140,561,872.97	140,561,872.97	3	0.46	0.460	0.00	5,314.39	5,314.39	
							0.460	0.00	384,126.52	384,126.52
000000 - REGIONS - Tran Type: DDA, Start: July 1, 2004, Maturity: Overnight										
7/1/15	Opening Balance	1,471,296.19	1,471,296.19	0	0.10	0.100	0.00	243,334.87	243,334.87	
7/6/15	DDA - Balance Change	1,689,155.60	1,689,155.60	5	0.10	0.100	0.00	20.15	20.15	
7/7/15	DDA - Balance Change	1,207,553.94	1,207,553.94	1	0.10	0.100	0.00	4.63	4.63	
7/8/15	DDA - Balance Change	897,906.76	897,906.76	1	0.10	0.100	0.00	3.31	3.31	
7/9/15	DDA - Balance Change	241,024.34	241,024.34	1	0.10	0.100	0.00	2.46	2.46	
7/10/15	DDA - Balance Change	722,211.19	722,211.19	1	0.10	0.100	0.00	0.66	0.66	
7/13/15	DDA - Balance Change	795,400.47	795,400.47	3	0.10	0.100	0.00	5.94	5.94	
7/14/15	DDA - Balance Change	1,373,990.25	1,373,990.25	1	0.10	0.100	0.00	2.18	2.18	
7/15/15	DDA - Balance Change	561,915.98	561,915.98	1	0.10	0.100	0.00	3.76	3.76	
7/16/15	DDA - Balance Change	596,848.45	596,848.45	1	0.10	0.100	0.00	1.54	1.54	
7/17/15	DDA - Balance Change	991,271.81	991,271.81	1	0.10	0.100	0.00	1.64	1.64	
7/20/15	DDA - Balance Change	1,072,506.33	1,072,506.33	3	0.10	0.100	0.00	8.15	8.15	
7/21/15	DDA - Balance Change	1,970,613.22	1,970,613.22	1	0.10	0.100	0.00	2.94	2.94	
7/22/15	DDA - Balance Change	950,373.53	950,373.53	1	0.10	0.100	0.00	5.40	5.40	
7/23/15	DDA - Balance Change	372,273.46	372,273.46	1	0.10	0.100	0.00	2.60	2.60	
7/24/15	DDA - Balance Change	414,088.47	414,088.47	1	0.10	0.100	0.00	1.02	1.02	
7/27/15	DDA - Balance Change	472,280.78	472,280.78	3	0.10	0.100	0.00	3.40	3.40	
7/28/15	DDA - Balance Change	814,424.39	814,424.39	1	0.10	0.100	0.00	1.29	1.29	
7/29/15	DDA - Balance Change	918,133.66	918,133.66	1	0.10	0.100	0.00	2.23	2.23	
7/30/15	DDA - Balance Change	940,398.19	940,398.19	1	0.10	0.100	0.00	2.52	2.52	
7/31/15	DDA - Balance Change	766,818.24	766,818.24	1	0.10	0.100	0.00	2.58	2.58	
8/1/15	DDA - Balance Change	766,818.24	766,818.24	1	0.07	0.070	0.00	2.10	2.10	
8/3/15	DDA - Balance Change	1,253,627.40	1,253,627.40	2	0.07	0.070	0.00	2.94	2.94	
8/4/15	DDA - Balance Change	379,765.02	379,765.02	1	0.07	0.070	0.00	2.40	2.40	
8/5/15	DDA - Balance Change	655,933.31	655,933.31	1	0.07	0.070	0.00	0.73	0.73	

Return on Investment - Detail - AST

Between: July 1, 2015 and January 1, 2016

Printed: July 1, 2016 1:05 pm

Cash Flow Date	Transaction Description	Orig Curr Balance	Local Currency Equivalent ()						Total Cost
			Principal Movement	Days	Yield	Adj Yield	Premium/ (Discount)	Interest	
Arkansas State Treasury (Con't)									
Demand Accounts Invest (Con't)									
000000 - REGIONS - Tran Type: DDA, Start: July 1, 2004, Maturity: Overnight									
8/6/15	DDA - Balance Change	1,212,104.39	1,212,104.39	1	0.07	0.070	0.00	1.26	1.26
8/7/15	DDA - Balance Change	423,650.86	423,650.86	1	0.07	0.070	0.00	2.32	2.32
8/10/15	DDA - Balance Change	488,852.23	488,852.23	3	0.07	0.070	0.00	2.44	2.44
8/11/15	DDA - Balance Change	746,428.41	746,428.41	1	0.07	0.070	0.00	0.94	0.94
8/12/15	DDA - Balance Change	896,432.37	896,432.37	1	0.07	0.070	0.00	1.43	1.43
8/13/15	DDA - Balance Change	296,308.52	296,308.52	1	0.07	0.070	0.00	1.72	1.72
8/14/15	DDA - Balance Change	509,791.79	509,791.79	1	0.07	0.070	0.00	0.57	0.57
8/17/15	DDA - Balance Change	172,781.31	172,781.31	3	0.07	0.070	0.00	2.93	2.93
8/18/15	DDA - Balance Change	564,334.63	564,334.63	1	0.07	0.070	0.00	0.33	0.33
8/19/15	DDA - Balance Change	669,836.08	669,836.08	1	0.07	0.070	0.00	1.08	1.08
8/20/15	DDA - Balance Change	385,243.56	385,243.56	1	0.07	0.070	0.00	1.28	1.28
8/21/15	DDA - Balance Change	610,336.50	610,336.50	1	0.07	0.070	0.00	0.74	0.74
8/24/15	DDA - Balance Change	689,078.57	689,078.57	3	0.07	0.070	0.00	3.51	3.51
8/25/15	DDA - Balance Change	402,979.90	402,979.90	1	0.07	0.070	0.00	1.32	1.32
8/26/15	DDA - Balance Change	758,516.34	758,516.34	1	0.07	0.070	0.00	0.77	0.77
8/27/15	DDA - Balance Change	897,295.17	897,295.17	1	0.07	0.070	0.00	1.45	1.45
8/28/15	DDA - Balance Change	601,013.12	601,013.12	1	0.07	0.070	0.00	1.72	1.72
8/31/15	DDA - Balance Change	698,619.97	698,619.97	3	0.07	0.070	0.00	3.46	3.46
9/1/15	DDA - Balance Change	380,006.06	380,006.06	1	0.07	0.070	0.00	1.34	1.34
9/2/15	DDA - Balance Change	544,097.21	544,097.21	1	0.07	0.070	0.00	0.73	0.73
9/3/15	DDA - Balance Change	865,327.77	865,327.77	1	0.07	0.070	0.00	1.04	1.04
9/4/15	DDA - Balance Change	261,705.90	261,705.90	1	0.07	0.070	0.00	1.66	1.66
9/8/15	DDA - Balance Change	422,727.93	422,727.93	4	0.07	0.070	0.00	2.01	2.01
9/9/15	DDA - Balance Change	1,026,197.19	1,026,197.19	1	0.07	0.070	0.00	0.81	0.81
9/10/15	DDA - Balance Change	817,332.79	817,332.79	1	0.07	0.070	0.00	1.97	1.97
9/11/15	DDA - Balance Change	983,757.78	983,757.78	1	0.07	0.070	0.00	1.57	1.57
9/14/15	DDA - Balance Change	1,071,484.90	1,071,484.90	3	0.07	0.070	0.00	5.66	5.66
9/15/15	DDA - Balance Change	1,705,855.37	1,705,855.37	1	0.07	0.070	0.00	2.05	2.05
9/16/15	DDA - Balance Change	973,052.34	973,052.34	1	0.07	0.070	0.00	3.27	3.27
9/17/15	DDA - Balance Change	824,147.40	824,147.40	1	0.07	0.070	0.00	1.87	1.87
9/18/15	DDA - Balance Change	1,189,064.78	1,189,064.78	1	0.07	0.070	0.00	1.58	1.58
9/21/15	DDA - Balance Change	81,739.93	81,739.93	3	0.07	0.070	0.00	6.84	6.84

Return on Investment - Detail - AST

Between: July 1, 2015 and January 1, 2016

Printed: July 1, 2016 1:05 pm

Cash Flow Date	Transaction Description	Orig Curr Balance	Local Currency Equivalent ()						Total Cost
			Principal Movement	Days	Yield	Adj Yield	Premium/ (Discount)	Interest	
Arkansas State Treasury (Con't)									
Demand Accounts Invest (Con't)									
000000 - REGIONS - Tran Type: DDA, Start: July 1, 2004, Maturity: Overnight									
9/22/15	DDA - Balance Change	728,592.95	728,592.95	1	0.07	0.070	0.00	0.16	0.16
9/23/15	DDA - Balance Change	512,284.47	512,284.47	1	0.07	0.070	0.00	1.40	1.40
9/24/15	DDA - Balance Change	989,016.36	989,016.36	1	0.07	0.070	0.00	0.98	0.98
9/25/15	DDA - Balance Change	294,835.39	294,835.39	1	0.07	0.070	0.00	1.90	1.90
9/28/15	DDA - Balance Change	676,983.55	676,983.55	3	0.07	0.070	0.00	1.70	1.70
9/29/15	DDA - Balance Change	25,995.99	25,995.99	1	0.07	0.070	0.00	1.30	1.30
9/30/15	DDA - Balance Change	992,696.91	992,696.91	1	0.07	0.070	0.00	0.05	0.05
10/1/15	DDA - Balance Change	1,453,189.21	1,453,189.21	1	0.07	0.070	0.00	1.90	1.90
10/2/15	DDA - Balance Change	908,639.16	908,639.16	1	0.07	0.070	0.00	2.79	2.79
10/5/15	DDA - Balance Change	966,431.30	966,431.30	3	0.07	0.070	0.00	5.23	5.23
10/6/15	DDA - Balance Change	155,618.37	155,618.37	1	0.07	0.070	0.00	1.85	1.85
10/7/15	DDA - Balance Change	297,602.20	297,602.20	1	0.07	0.070	0.00	0.30	0.30
10/8/15	DDA - Balance Change	505,135.29	505,135.29	1	0.07	0.070	0.00	0.57	0.57
10/9/15	DDA - Balance Change	642,516.19	642,516.19	1	0.07	0.070	0.00	0.97	0.97
10/13/15	DDA - Balance Change	689,112.16	689,112.16	4	0.07	0.070	0.00	4.93	4.93
10/14/15	DDA - Balance Change	246,807.85	246,807.85	1	0.07	0.070	0.00	1.32	1.32
10/15/15	DDA - Balance Change	922,556.87	922,556.87	1	0.07	0.070	0.00	0.47	0.47
10/16/15	DDA - Balance Change	500,703.97	500,703.97	1	0.07	0.070	0.00	1.77	1.77
10/19/15	DDA - Balance Change	663,768.63	663,768.63	3	0.07	0.070	0.00	2.88	2.88
10/20/15	DDA - Balance Change	1,375,947.94	1,375,947.94	1	0.07	0.070	0.00	1.27	1.27
10/21/15	DDA - Balance Change	18,823.63	18,823.63	1	0.07	0.070	0.00	2.64	2.64
10/22/15	DDA - Balance Change	555,369.10	555,369.10	1	0.07	0.070	0.00	0.04	0.04
10/23/15	DDA - Balance Change	294,254.38	294,254.38	1	0.07	0.070	0.00	1.07	1.07
10/26/15	DDA - Balance Change	398,405.70	398,405.70	3	0.07	0.070	0.00	1.69	1.69
10/27/15	DDA - Balance Change	28,659.60	28,659.60	1	0.07	0.070	0.00	0.76	0.76
10/28/15	DDA - Balance Change	895,436.03	895,436.03	1	0.07	0.070	0.00	0.05	0.05
10/29/15	DDA - Balance Change	468,147.64	468,147.64	1	0.07	0.070	0.00	1.72	1.72
10/30/15	DDA - Balance Change	995,076.66	995,076.66	1	0.07	0.070	0.00	0.90	0.90
11/2/15	DDA - Balance Change	215,784.71	215,784.71	3	0.07	0.070	0.00	5.73	5.73
11/3/15	DDA - Balance Change	605,879.91	605,879.91	1	0.07	0.070	0.00	0.41	0.41
11/4/15	DDA - Balance Change	922,549.65	922,549.65	1	0.07	0.070	0.00	1.16	1.16
11/5/15	DDA - Balance Change	1,007,287.36	1,007,287.36	1	0.07	0.070	0.00	1.77	1.77

Return on Investment - Detail - AST

Between: July 1, 2015 and January 1, 2016

Printed: July 1, 2016 1:05 pm

Cash Flow Date	Transaction Description	Orig Curr Balance	Local Currency Equivalent ()						Total Cost
			Principal Movement	Days	Yield	Adj Yield	Premium/ (Discount)	Interest	
Arkansas State Treasury (Con't)									
Demand Accounts Invest (Con't)									
000000 - REGIONS - Tran Type: DDA, Start: July 1, 2004, Maturity: Overnight									
11/6/15	DDA - Balance Change	1,206,026.09	1,206,026.09	1	0.07	0.070	0.00	1.93	1.93
11/9/15	DDA - Balance Change	440,141.94	440,141.94	3	0.07	0.070	0.00	6.94	6.94
11/10/15	DDA - Balance Change	715,854.09	715,854.09	1	0.07	0.070	0.00	0.84	0.84
11/12/15	DDA - Balance Change	1,018,361.35	1,018,361.35	2	0.07	0.070	0.00	2.75	2.75
11/13/15	DDA - Balance Change	1,772,395.27	1,772,395.27	1	0.07	0.070	0.00	1.95	1.95
11/16/15	DDA - Balance Change	241,527.16	241,527.16	3	0.07	0.070	0.00	10.20	10.20
11/17/15	DDA - Balance Change	14,751,118.29	14,751,118.29	1	0.07	0.070	0.00	0.46	0.46
11/18/15	DDA - Balance Change	896,822.74	896,822.74	1	0.07	0.070	0.00	28.29	28.29
11/19/15	DDA - Balance Change	956,924.34	956,924.34	1	0.07	0.070	0.00	1.72	1.72
11/20/15	DDA - Balance Change	1,398,004.63	1,398,004.63	1	0.07	0.070	0.00	1.84	1.84
11/23/15	DDA - Balance Change	1,669,432.78	1,669,432.78	3	0.07	0.070	0.00	8.04	8.04
11/24/15	DDA - Balance Change	2,473,842.42	2,473,842.42	1	0.07	0.070	0.00	3.20	3.20
11/25/15	DDA - Balance Change	842,098.45	842,098.45	1	0.07	0.070	0.00	4.74	4.74
11/30/15	DDA - Balance Change	1,640,876.49	1,640,876.49	5	0.07	0.070	0.00	8.07	8.07
12/1/15	DDA - Balance Change	877,633.83	877,633.83	1	0.07	0.070	0.00	3.15	3.15
12/2/15	DDA - Balance Change	406,539.18	406,539.18	1	0.07	0.070	0.00	1.68	1.68
12/3/15	DDA - Balance Change	454,342.85	454,342.85	1	0.07	0.070	0.00	0.78	0.78
12/4/15	DDA - Balance Change	88,072.00	88,072.00	1	0.07	0.070	0.00	0.87	0.87
12/7/15	DDA - Balance Change	407,685.92	407,685.92	3	0.07	0.070	0.00	0.51	0.51
12/8/15	DDA - Balance Change	171,792.30	171,792.30	1	0.07	0.070	0.00	0.78	0.78
12/9/15	DDA - Balance Change	505,691.65	505,691.65	1	0.07	0.070	0.00	0.33	0.33
12/10/15	DDA - Balance Change	910,617.93	910,617.93	1	0.07	0.070	0.00	0.97	0.97
12/11/15	DDA - Balance Change	200,101.28	200,101.28	1	0.07	0.070	0.00	1.75	1.75
12/14/15	DDA - Balance Change	179,982.75	179,982.75	3	0.07	0.070	0.00	1.15	1.15
12/15/15	DDA - Balance Change	661,596.17	661,596.17	1	0.07	0.070	0.00	0.35	0.35
12/16/15	DDA - Balance Change	173,930.18	173,930.18	1	0.07	0.070	0.00	1.27	1.27
12/17/15	DDA - Balance Change	469,957.56	469,957.56	1	0.07	0.070	0.00	0.33	0.33
12/18/15	DDA - Balance Change	612,369.41	612,369.41	1	0.07	0.070	0.00	0.90	0.90
12/21/15	DDA - Balance Change	624,139.67	624,139.67	3	0.07	0.070	0.00	3.52	3.52
12/22/15	DDA - Balance Change	94,912.20	94,912.20	1	0.07	0.070	0.00	1.20	1.20
12/23/15	DDA - Balance Change	130,075.48	130,075.48	1	0.07	0.070	0.00	0.18	0.18
12/28/15	DDA - Balance Change	386,162.70	386,162.70	5	0.07	0.070	0.00	1.25	1.25

Return on Investment - Detail - AST

Between: July 1, 2015 and January 1, 2016

Printed: July 1, 2016 1:05 pm

Cash Flow Date	Transaction Description	Orig Curr Balance	Local Currency Equivalent ()							
			Principal Movement	Days	Yield	Adj Yield	Premium/ (Discount)	Interest	Total Cost	
Arkansas State Treasury (Con't)										
Demand Accounts Invest (Con't)										
000000 - REGIONS - Tran Type: DDA, Start: July 1, 2004, Maturity: Overnight										
12/29/15	DDA - Balance Change	782,246.89	782,246.89	1	0.07	0.070	0.00	0.74	0.74	
12/30/15	DDA - Balance Change	368,899.35	368,899.35	1	0.07	0.070	0.00	1.50	1.50	
12/31/15	DDA - Balance Change	796,273.50	796,273.50	1	0.07	0.070	0.00	0.71	0.71	
1/1/16	Closing Balance	796,273.50	796,273.50	1	0.07	0.070	0.00	1.53	1.53	
							0.076	0.00	243,641.21	243,641.21
000000 - SIMMONS - Tran Type: DDA, Start: July 1, 2004, Maturity: Overnight										
7/1/15	Opening Balance	71,427,077.42	71,427,077.42	0	0.50	0.500	0.00	829,232.85	829,232.85	
7/2/15	DDA - Balance Change	35,200,198.26	35,200,198.26	1	0.50	0.500	0.00	978.45	978.45	
7/6/15	DDA - Balance Change	35,943,219.06	35,943,219.06	4	0.50	0.500	0.00	1,928.78	1,928.78	
7/7/15	DDA - Balance Change	35,712,750.95	35,712,750.95	1	0.50	0.500	0.00	492.37	492.37	
7/8/15	DDA - Balance Change	34,729,721.26	34,729,721.26	1	0.50	0.500	0.00	489.22	489.22	
7/9/15	DDA - Balance Change	35,092,648.00	35,092,648.00	1	0.50	0.500	0.00	475.75	475.75	
7/10/15	DDA - Balance Change	35,337,737.36	35,337,737.36	1	0.50	0.500	0.00	480.72	480.72	
7/13/15	DDA - Balance Change	35,232,907.82	35,232,907.82	3	0.50	0.500	0.00	1,452.24	1,452.24	
7/14/15	DDA - Balance Change	35,517,268.93	35,517,268.93	1	0.50	0.500	0.00	482.64	482.64	
7/15/15	DDA - Balance Change	35,760,182.03	35,760,182.03	1	0.50	0.500	0.00	486.54	486.54	
7/16/15	DDA - Balance Change	34,781,948.63	34,781,948.63	1	0.50	0.500	0.00	489.87	489.87	
7/17/15	DDA - Balance Change	35,158,557.40	35,158,557.40	1	0.50	0.500	0.00	476.47	476.47	
7/20/15	DDA - Balance Change	34,697,666.56	34,697,666.56	3	0.50	0.500	0.00	1,444.87	1,444.87	
7/21/15	DDA - Balance Change	74,307,450.53	74,307,450.53	1	0.50	0.500	0.00	475.31	475.31	
7/22/15	DDA - Balance Change	75,373,592.06	75,373,592.06	1	0.50	0.500	0.00	1,017.91	1,017.91	
7/23/15	DDA - Balance Change	75,464,275.79	75,464,275.79	1	0.50	0.500	0.00	1,032.51	1,032.51	
7/24/15	DDA - Balance Change	75,476,980.98	75,476,980.98	1	0.50	0.500	0.00	1,033.76	1,033.76	
7/27/15	DDA - Balance Change	74,902,196.73	74,902,196.73	3	0.50	0.500	0.00	3,101.79	3,101.79	
7/28/15	DDA - Balance Change	75,423,772.22	75,423,772.22	1	0.50	0.500	0.00	1,026.06	1,026.06	
7/29/15	DDA - Balance Change	74,601,516.32	74,601,516.32	1	0.50	0.500	0.00	1,033.20	1,033.20	
7/30/15	DDA - Balance Change	75,525,906.01	75,525,906.01	1	0.50	0.500	0.00	1,021.94	1,021.94	
7/31/15	DDA - Balance Change	74,637,185.17	74,637,185.17	1	0.50	0.500	0.00	1,034.60	1,034.60	
8/3/15	DDA - Balance Change	74,937,069.04	74,937,069.04	3	0.50	0.500	0.00	3,067.28	3,067.28	
8/4/15	DDA - Balance Change	74,614,413.29	74,614,413.29	1	0.50	0.500	0.00	1,026.54	1,026.54	
8/5/15	DDA - Balance Change	74,648,729.43	74,648,729.43	1	0.50	0.500	0.00	1,022.12	1,022.12	
8/6/15	DDA - Balance Change	74,801,438.99	74,801,438.99	1	0.50	0.500	0.00	1,022.59	1,022.59	

Return on Investment - Detail - AST

Between: July 1, 2015 and January 1, 2016

Printed: July 1, 2016 1:05 pm

Cash Flow Date	Transaction Description	Orig Curr Balance	Local Currency Equivalent ()						Total Cost
			Principal Movement	Days	Yield	Adj Yield	Premium/ (Discount)	Interest	
Arkansas State Treasury (Con't)									
Demand Accounts Invest (Con't)									
000000 - SIMMONS - Tran Type: DDA, Start: July 1, 2004, Maturity: Overnight									
8/7/15	DDA - Balance Change	74,784,918.52	74,784,918.52	1	0.50	0.500	0.00	1,024.68	1,024.68
8/10/15	DDA - Balance Change	75,417,003.24	75,417,003.24	3	0.50	0.500	0.00	3,073.35	3,073.35
8/11/15	DDA - Balance Change	75,298,532.17	75,298,532.17	1	0.50	0.500	0.00	1,033.11	1,033.11
8/12/15	DDA - Balance Change	75,234,488.47	75,234,488.47	1	0.50	0.500	0.00	1,031.49	1,031.49
8/13/15	DDA - Balance Change	74,971,336.26	74,971,336.26	1	0.50	0.500	0.00	1,030.61	1,030.61
8/14/15	DDA - Balance Change	74,153,654.82	74,153,654.82	1	0.50	0.500	0.00	1,027.00	1,027.00
8/17/15	DDA - Balance Change	75,110,419.71	75,110,419.71	3	0.50	0.500	0.00	3,047.41	3,047.41
8/18/15	DDA - Balance Change	75,087,712.13	75,087,712.13	1	0.50	0.500	0.00	1,028.91	1,028.91
8/19/15	DDA - Balance Change	75,282,739.98	75,282,739.98	1	0.50	0.500	0.00	1,028.60	1,028.60
8/20/15	DDA - Balance Change	75,490,681.77	75,490,681.77	1	0.50	0.500	0.00	1,031.27	1,031.27
8/21/15	DDA - Balance Change	60,585,685.85	60,585,685.85	1	0.50	0.500	0.00	1,034.12	1,034.12
8/24/15	DDA - Balance Change	60,100,773.90	60,100,773.90	3	0.50	0.500	0.00	2,489.82	2,489.82
8/25/15	DDA - Balance Change	60,106,034.70	60,106,034.70	1	0.50	0.500	0.00	823.30	823.30
8/26/15	DDA - Balance Change	59,987,431.77	59,987,431.77	1	0.50	0.500	0.00	823.37	823.37
8/27/15	DDA - Balance Change	60,109,358.92	60,109,358.92	1	0.50	0.500	0.00	821.75	821.75
8/28/15	DDA - Balance Change	60,592,933.21	60,592,933.21	1	0.50	0.500	0.00	823.42	823.42
8/31/15	DDA - Balance Change	59,933,046.57	59,933,046.57	3	0.50	0.500	0.00	2,490.12	2,490.12
9/1/15	DDA - Balance Change	60,028,427.08	60,028,427.08	1	0.50	0.500	0.00	821.00	821.00
9/2/15	DDA - Balance Change	59,858,717.43	59,858,717.43	1	0.50	0.500	0.00	822.31	822.31
9/3/15	DDA - Balance Change	60,546,704.70	60,546,704.70	1	0.50	0.500	0.00	819.98	819.98
9/4/15	DDA - Balance Change	60,471,456.46	60,471,456.46	1	0.50	0.500	0.00	829.41	829.41
9/8/15	DDA - Balance Change	59,732,219.66	59,732,219.66	4	0.50	0.500	0.00	3,313.50	3,313.50
9/9/15	DDA - Balance Change	59,918,132.74	59,918,132.74	1	0.50	0.500	0.00	818.25	818.25
9/10/15	DDA - Balance Change	59,825,668.86	59,825,668.86	1	0.50	0.500	0.00	820.80	820.80
9/11/15	DDA - Balance Change	61,099,712.67	61,099,712.67	1	0.50	0.500	0.00	819.53	819.53
9/14/15	DDA - Balance Change	60,581,890.68	60,581,890.68	3	0.50	0.500	0.00	2,510.95	2,510.95
9/15/15	DDA - Balance Change	60,184,656.27	60,184,656.27	1	0.50	0.500	0.00	829.89	829.89
9/16/15	DDA - Balance Change	60,288,130.15	60,288,130.15	1	0.50	0.500	0.00	824.45	824.45
9/17/15	DDA - Balance Change	60,057,181.09	60,057,181.09	1	0.50	0.500	0.00	825.86	825.86
9/18/15	DDA - Balance Change	59,780,542.63	59,780,542.63	1	0.50	0.500	0.00	822.70	822.70
9/21/15	DDA - Balance Change	60,318,107.40	60,318,107.40	3	0.50	0.500	0.00	2,456.73	2,456.73
9/22/15	DDA - Balance Change	60,340,357.44	60,340,357.44	1	0.50	0.500	0.00	826.28	826.28

Return on Investment - Detail - AST

Between: July 1, 2015 and January 1, 2016

Printed: July 1, 2016 1:05 pm

Cash Flow Date	Transaction Description	Orig Curr Balance	Local Currency Equivalent ()						
			Principal Movement	Days	Yield	Adj Yield	Premium/ (Discount)	Interest	Total Cost
Arkansas State Treasury (Con't)									
Demand Accounts Invest (Con't)									
000000 - SIMMONS - Tran Type: DDA, Start: July 1, 2004, Maturity: Overnight									
9/23/15	DDA - Balance Change	60,474,687.62	60,474,687.62	1	0.50	0.500	0.00	826.58	826.58
9/24/15	DDA - Balance Change	59,963,456.40	59,963,456.40	1	0.50	0.500	0.00	828.42	828.42
9/25/15	DDA - Balance Change	59,944,292.64	59,944,292.64	1	0.50	0.500	0.00	821.42	821.42
9/28/15	DDA - Balance Change	60,030,657.72	60,030,657.72	3	0.50	0.500	0.00	2,463.46	2,463.46
9/29/15	DDA - Balance Change	60,356,037.30	60,356,037.30	1	0.50	0.500	0.00	822.34	822.34
9/30/15	DDA - Balance Change	59,616,089.98	59,616,089.98	1	0.50	0.500	0.00	826.80	826.80
10/1/15	DDA - Balance Change	60,383,263.65	60,383,263.65	1	0.50	0.500	0.00	816.66	816.66
10/2/15	DDA - Balance Change	60,422,937.09	60,422,937.09	1	0.50	0.500	0.00	827.17	827.17
10/5/15	DDA - Balance Change	60,854,785.33	60,854,785.33	3	0.50	0.500	0.00	2,483.13	2,483.13
10/6/15	DDA - Balance Change	59,798,768.17	59,798,768.17	1	0.50	0.500	0.00	833.63	833.63
10/7/15	DDA - Balance Change	60,373,246.61	60,373,246.61	1	0.50	0.500	0.00	819.16	819.16
10/8/15	DDA - Balance Change	60,165,487.27	60,165,487.27	1	0.50	0.500	0.00	827.03	827.03
10/9/15	DDA - Balance Change	60,102,430.83	60,102,430.83	1	0.50	0.500	0.00	824.18	824.18
10/12/15	DDA - Balance Change	58,155,032.64	58,155,032.64	3	0.50	0.500	0.00	2,469.96	2,469.96
10/13/15	DDA - Balance Change	60,285,267.62	60,285,267.62	1	0.50	0.500	0.00	796.64	796.64
10/14/15	DDA - Balance Change	60,345,386.07	60,345,386.07	1	0.50	0.500	0.00	825.83	825.83
10/15/15	DDA - Balance Change	59,861,413.63	59,861,413.63	1	0.50	0.500	0.00	826.65	826.65
10/16/15	DDA - Balance Change	59,786,718.38	59,786,718.38	1	0.50	0.500	0.00	820.02	820.02
10/19/15	DDA - Balance Change	59,691,070.28	59,691,070.28	3	0.50	0.500	0.00	2,456.99	2,456.99
10/20/15	DDA - Balance Change	60,388,572.75	60,388,572.75	1	0.50	0.500	0.00	817.69	817.69
10/21/15	DDA - Balance Change	59,882,966.65	59,882,966.65	1	0.50	0.500	0.00	827.24	827.24
10/22/15	DDA - Balance Change	60,173,628.53	60,173,628.53	1	0.50	0.500	0.00	820.31	820.31
10/23/15	DDA - Balance Change	59,703,718.33	59,703,718.33	1	0.50	0.500	0.00	824.30	824.30
10/26/15	DDA - Balance Change	60,090,645.53	60,090,645.53	3	0.50	0.500	0.00	2,453.58	2,453.58
10/27/15	DDA - Balance Change	59,671,727.18	59,671,727.18	1	0.50	0.500	0.00	823.16	823.16
10/28/15	DDA - Balance Change	59,851,196.67	59,851,196.67	1	0.50	0.500	0.00	817.42	817.42
10/29/15	DDA - Balance Change	59,922,666.91	59,922,666.91	1	0.50	0.500	0.00	819.88	819.88
10/30/15	DDA - Balance Change	60,024,632.67	60,024,632.67	1	0.50	0.500	0.00	820.86	820.86
11/2/15	DDA - Balance Change	60,199,974.40	60,199,974.40	3	0.50	0.500	0.00	2,466.77	2,466.77
11/3/15	DDA - Balance Change	59,676,391.13	59,676,391.13	1	0.50	0.500	0.00	824.66	824.66
11/4/15	DDA - Balance Change	60,413,245.55	60,413,245.55	1	0.50	0.500	0.00	817.48	817.48
11/5/15	DDA - Balance Change	68,715,281.11	68,715,281.11	1	0.50	0.500	0.00	827.58	827.58

Return on Investment - Detail - AST

Between: July 1, 2015 and January 1, 2016

Printed: July 1, 2016 1:05 pm

Cash Flow Date	Transaction Description	Orig Curr Balance	Local Currency Equivalent ()						
			Principal Movement	Days	Yield	Adj Yield	Premium/ (Discount)	Interest	Total Cost
Arkansas State Treasury (Con't)									
Demand Accounts Invest (Con't)									
000000 - SIMMONS - Tran Type: DDA, Start: July 1, 2004, Maturity: Overnight									
11/6/15	DDA - Balance Change	60,500,619.37	60,500,619.37	1	0.50	0.500	0.00	941.31	941.31
11/9/15	DDA - Balance Change	60,283,081.70	60,283,081.70	3	0.50	0.500	0.00	2,486.33	2,486.33
11/10/15	DDA - Balance Change	60,369,769.49	60,369,769.49	1	0.50	0.500	0.00	825.80	825.80
11/12/15	DDA - Balance Change	60,596,118.57	60,596,118.57	2	0.50	0.500	0.00	1,653.97	1,653.97
11/13/15	DDA - Balance Change	60,147,220.51	60,147,220.51	1	0.50	0.500	0.00	830.08	830.08
11/16/15	DDA - Balance Change	59,991,102.87	59,991,102.87	3	0.50	0.500	0.00	2,471.80	2,471.80
11/17/15	DDA - Balance Change	61,856,702.48	61,856,702.48	1	0.50	0.500	0.00	821.80	821.80
11/18/15	DDA - Balance Change	59,909,645.02	59,909,645.02	1	0.50	0.500	0.00	847.35	847.35
11/19/15	DDA - Balance Change	59,786,566.93	59,786,566.93	1	0.50	0.500	0.00	820.68	820.68
11/20/15	DDA - Balance Change	59,958,411.93	59,958,411.93	1	0.50	0.500	0.00	818.99	818.99
11/23/15	DDA - Balance Change	55,950,556.67	55,950,556.67	3	0.50	0.500	0.00	2,464.04	2,464.04
11/24/15	DDA - Balance Change	60,473,916.87	60,473,916.87	1	0.50	0.500	0.00	766.45	766.45
11/25/15	DDA - Balance Change	60,560,311.88	60,560,311.88	1	0.50	0.500	0.00	828.41	828.41
11/30/15	DDA - Balance Change	60,473,725.91	60,473,725.91	5	0.50	0.500	0.00	4,147.97	4,147.97
12/1/15	DDA - Balance Change	59,083,687.30	59,083,687.30	1	0.50	0.500	0.00	828.41	828.41
12/2/15	DDA - Balance Change	60,404,677.41	60,404,677.41	1	0.50	0.500	0.00	809.37	809.37
12/3/15	DDA - Balance Change	60,179,466.09	60,179,466.09	1	0.50	0.500	0.00	827.46	827.46
12/4/15	DDA - Balance Change	60,254,530.06	60,254,530.06	1	0.50	0.500	0.00	824.38	824.38
12/7/15	DDA - Balance Change	59,947,051.38	59,947,051.38	3	0.50	0.500	0.00	2,476.21	2,476.21
12/8/15	DDA - Balance Change	60,091,980.49	60,091,980.49	1	0.50	0.500	0.00	821.19	821.19
12/9/15	DDA - Balance Change	60,326,735.88	60,326,735.88	1	0.50	0.500	0.00	823.18	823.18
12/10/15	DDA - Balance Change	59,872,941.20	59,872,941.20	1	0.50	0.500	0.00	826.39	826.39
12/11/15	DDA - Balance Change	59,671,767.04	59,671,767.04	1	0.50	0.500	0.00	820.18	820.18
12/14/15	DDA - Balance Change	60,342,303.51	60,342,303.51	3	0.50	0.500	0.00	2,452.26	2,452.26
12/15/15	DDA - Balance Change	50,192,579.64	50,192,579.64	1	0.50	0.500	0.00	826.61	826.61
12/16/15	DDA - Balance Change	58,588,791.04	58,588,791.04	1	0.50	0.500	0.00	687.57	687.57
12/17/15	DDA - Balance Change	44,552,744.00	44,552,744.00	1	0.50	0.500	0.00	802.59	802.59
12/18/15	DDA - Balance Change	52,937,985.31	52,937,985.31	1	0.50	0.500	0.00	610.31	610.31
12/21/15	DDA - Balance Change	60,184,836.66	60,184,836.66	3	0.50	0.500	0.00	2,175.53	2,175.53
12/22/15	DDA - Balance Change	59,937,187.44	59,937,187.44	1	0.50	0.500	0.00	824.45	824.45
12/23/15	DDA - Balance Change	60,276,915.52	60,276,915.52	1	0.50	0.500	0.00	821.06	821.06
12/28/15	DDA - Balance Change	60,491,797.21	60,491,797.21	5	0.50	0.500	0.00	4,128.56	4,128.56

Return on Investment - Detail - AST

Between: July 1, 2015 and January 1, 2016

Printed: July 1, 2016 1:05 pm

Cash Flow Date	Transaction Description	Orig Curr Balance	Local Currency Equivalent ()						
			Principal Movement	Days	Yield	Adj Yield	Premium/ (Discount)	Interest	Total Cost
Arkansas State Treasury (Con't)									
Demand Accounts Invest (Con't)									
000000 - SIMMONS - Tran Type: DDA, Start: July 1, 2004, Maturity: Overnight									
12/29/15	DDA - Balance Change	60,505,960.47	60,505,960.47	1	0.50	0.500	0.00	828.65	828.65
12/30/15	DDA - Balance Change	59,826,819.03	59,826,819.03	1	0.50	0.500	0.00	828.85	828.85
12/31/15	DDA - Balance Change	60,659,626.09	60,659,626.09	1	0.50	0.500	0.00	819.55	819.55
1/1/16	Closing Balance	60,659,626.09	60,659,626.09	1	0.50	0.500	0.00	830.95	830.95
						0.500	0.00	980,246.04	980,246.04
000000 - SUMMIT - Tran Type: DDA, Start: July 1, 2004, Maturity: Overnight									
7/1/15	Opening Balance	0.00	0.00	0	0.25	0.250	0.00	110,304.62	110,304.62
1/1/16	Closing Balance	0.00	0.00	184	0.25	0.250	0.00	0.00	0.00
						0.00	0.00	110,304.62	110,304.62
000000 - TWIN CITY - Tran Type: DDA, Start: July 1, 2004, Maturity: Overnight									
7/1/15	Opening Balance	0.00	0.00	0	0.50	0.500	0.00	0.00	0.00
1/1/16	Closing Balance	0.00	0.00	184	0.50	0.500	0.00	0.00	0.00
						0.00	0.00	0.00	0.00
000000 - US BANK - Tran Type: DDA, Start: July 1, 2004, Maturity: Overnight									
7/1/15	Opening Balance	94,840.18	94,840.18	0	0.04	0.035	0.00	58.65	58.65
7/27/15	DDA - Balance Change	94,843.10	94,843.10	26	0.04	0.035	0.00	2.36	2.36
8/26/15	DDA - Balance Change	214,845.91	214,845.91	30	0.04	0.035	0.00	2.73	2.73
8/31/15	DDA - Balance Change	97,045.91	97,045.91	5	0.04	0.035	0.00	1.03	1.03
9/1/15	DDA - Balance Change	96,045.91	96,045.91	1	0.04	0.035	0.00	0.09	0.09
9/28/15	DDA - Balance Change	96,048.85	96,048.85	27	0.04	0.035	0.00	2.49	2.49
10/15/15	DDA - Balance Change	196,048.85	196,048.85	17	0.04	0.035	0.00	1.57	1.57
10/19/15	DDA - Balance Change	134,048.85	134,048.85	4	0.04	0.035	0.00	0.75	0.75
10/29/15	DDA - Balance Change	134,051.61	134,051.61	10	0.04	0.035	0.00	1.29	1.29
11/19/15	DDA - Balance Change	134,055.08	134,055.08	21	0.04	0.035	0.00	2.70	2.70
12/2/15	DDA - Balance Change	118,830.08	118,830.08	13	0.04	0.035	0.00	1.67	1.67
12/29/15	DDA - Balance Change	118,833.93	118,833.93	27	0.04	0.035	0.00	3.08	3.08
1/1/16	Closing Balance	118,833.93	118,833.93	3	0.04	0.035	0.00	0.34	0.34
						0.035	0.00	78.75	78.75
Demand Accounts						0.458	0.00	3,939,047.42	3,939,047.42
Federal Agri Mortgage Assoc Invest									

Return on Investment - Detail - AST

Between: July 1, 2015 and January 1, 2016

Printed: July 1, 2016 1:05 pm

Cash Flow Date	Transaction Description	Orig Curr Balance	Local Currency Equivalent ()							
			Principal Movement	Days	Yield	Adj Yield	Premium/ (Discount)	Interest	Total Cost	
Arkansas State Treasury (Con't)										
Federal Agri Mortgage Assoc Invest (Con't)										
521381 - STIFEL NICOLAUS - Tran Type: FAMCA, Start: July 25, 2014, Maturity: September 2, 2015										
7/1/15	Opening Balance	-25,000,000.00	(25,000,000.00)	63	0.38	0.385	0.00	(41,166.67)	(41,166.67)	
7/25/15	Invest - Bond Coupon Receipt	-25,000,000.00	0.00	0	0.38	0.385	0.00	47,500.00	47,500.00	
9/2/15	Invest - Bond Sale	0.00	25,000,000.00	0	0.38	0.385	0.00	9,763.89	9,763.89	
1/1/16	Closing Balance	0.00	0.00	0	0.38	0.380	0.00	0.00	0.00	
							0.385	0.00	16,097.22	16,097.22
Federal Agri Mortgage Assoc							0.385	0.00	16,097.22	16,097.22
Federal Farm Credit Invest										
447788 - Vining Sparks - Tran Type: FFC, Start: January 16, 2013, Maturity: October 22, 2015										
7/1/15	Opening Balance	-8,800,000.00	(8,800,000.00)	113	0.90	0.912	0.00	(36,318.23)	(36,318.23)	
7/16/15	Invest - Bond Coupon Receipt	-8,800,000.00	0.00	0	0.90	0.912	0.00	39,600.00	39,600.00	
10/22/15	Invest - Bond Sale	0.00	8,800,000.00	0	0.90	0.912	0.00	21,091.30	21,091.30	
1/1/16	Closing Balance	0.00	0.00	0	0.90	0.900	0.00	0.00	0.00	
							0.912	0.00	24,373.07	24,373.07
455133 - Bank of Oklahoma Invesments - Tran Type: FFC, Start: March 13, 2013, Maturity: November 10, 2015										
7/1/15	Opening Balance	-3,000,000.00	(3,000,000.00)	132	0.73	0.740	0.00	(6,546.20)	(6,546.20)	
9/13/15	Invest - Bond Coupon Receipt	-3,000,000.00	0.00	0	0.73	0.740	0.00	10,950.00	10,950.00	
11/10/15	Invest - Bond Sale	0.00	3,000,000.00	0	0.73	0.740	0.00	3,489.56	3,489.56	
1/1/16	Closing Balance	0.00	0.00	0	0.73	0.730	0.00	0.00	0.00	
							0.740	0.00	7,893.36	7,893.36
463591 - First Tennessee - Tran Type: FFC, Start: May 9, 2013, Maturity: August 14, 2015										
7/1/15	Opening Balance	-21,000,000.00	(21,000,000.00)	44	0.68	0.687	(16,814.86)	(19,356.52)	(36,171.38)	
8/14/15	Invest - Bond Sale	0.00	21,000,000.00	0	0.68	0.687	(16,814.86)	35,426.09	18,611.23	
1/1/16	Closing Balance	0.00	0.00	0	0.68	0.678	0.00	0.00	0.00	
							0.687	(33,629.72)	16,069.57	(17,560.15)
464892 - Raymond James & Associates, Inc. - Tran Type: FFC, Start: May 17, 2013, Maturity: October 16, 2015										
7/1/15	Opening Balance	-5,000,000.00	(5,000,000.00)	107	0.54	0.548	0.00	(4,035.33)	(4,035.33)	
10/16/15	Invest - Bond Sale	0.00	5,000,000.00	0	0.54	0.548	0.00	11,885.87	11,885.87	
1/1/16	Closing Balance	0.00	0.00	0	0.54	0.540	0.00	0.00	0.00	
							0.548	0.00	7,850.54	7,850.54
465485 - Simmons First Investment Group - Tran Type: FFC, Start: May 22, 2013, Maturity: December 15, 2015										

Return on Investment - Detail - AST

Between: July 1, 2015 and January 1, 2016

Printed: July 1, 2016 1:05 pm

Cash Flow Date	Transaction Description	Orig Curr Balance	Local Currency Equivalent ()							
			Principal Movement	Days	Yield	Adj Yield	Premium/ (Discount)	Interest	Total Cost	
Arkansas State Treasury (Con't)										
Federal Farm Credit Invest (Con't)										
465485 - Simmons First Investment Group - Tran Type: FFC, Start: May 22, 2013, Maturity: December 15, 2015										
7/1/15	Opening Balance	-15,000,000.00	(15,000,000.00)	167	1.08	1.095	0.00	(17,608.70)	(17,608.70)	
11/22/15	Invest - Bond Coupon Receipt	-15,000,000.00	0.00	0	1.08	1.095	0.00	81,000.00	81,000.00	
12/15/15	Invest - Bond Sale	0.00	15,000,000.00	0	1.08	1.095	0.00	10,236.26	10,236.26	
1/1/16	Closing Balance	0.00	0.00	0	1.08	1.080	0.00	0.00	0.00	
							1.095	0.00	73,627.56	73,627.56
470277 - First Tennessee - Tran Type: FFC, Start: June 20, 2013, Maturity: August 5, 2015										
7/1/15	Opening Balance	-5,000,000.00	(5,000,000.00)	35	0.83	0.844	(4,193.22)	(15,058.01)	(19,251.23)	
8/5/15	Invest - Bond Sale	0.00	5,000,000.00	0	0.83	0.844	(4,193.22)	18,877.07	14,683.85	
1/1/16	Closing Balance	0.00	0.00	0	0.83	0.832	0.00	0.00	0.00	
							0.844	(8,386.44)	3,819.06	(4,567.38)
470509 - UBS - Tran Type: FFC, Start: June 20, 2013, Maturity: August 5, 2015										
7/1/15	Opening Balance	-10,000,000.00	(10,000,000.00)	35	0.87	0.886	(16,675.43)	(30,116.02)	(46,791.45)	
8/5/15	Invest - Bond Sale	0.00	10,000,000.00	0	0.87	0.886	(16,675.43)	37,754.14	21,078.71	
1/1/16	Closing Balance	0.00	0.00	0	0.87	0.874	0.00	0.00	0.00	
							0.886	(33,350.86)	7,638.12	(25,712.74)
480074 - First Tennessee - Tran Type: FFC, Start: September 6, 2013, Maturity: September 15, 2015										
7/1/15	Opening Balance	-2,000,000.00	(2,000,000.00)	76	0.46	0.468	(2,254.54)	(2,347.83)	(4,602.37)	
9/15/15	Invest - Bond Coupon Receipt	0.00	0.00	0	0.46	0.468	0.00	4,000.00	4,000.00	
9/15/15	Invest - Bond Maturity	0.00	2,000,000.00	0	0.46	0.468	2,504.00	0.00	2,504.00	
1/1/16	Closing Balance	0.00	0.00	0	0.46	0.462	0.00	0.00	0.00	
							0.468	249.46	1,652.17	1,901.63
489048 - Bank of Oklahoma Investments - Tran Type: FFC, Start: May 9, 2013, Maturity: August 17, 2015										
7/1/15	Opening Balance	-25,000,000.00	(25,000,000.00)	47	0.69	0.704	(23,343.72)	(23,403.53)	(46,747.25)	
8/17/15	Invest - Bond Sale	0.00	25,000,000.00	0	0.69	0.704	(23,343.72)	44,157.61	20,813.89	
1/1/16	Closing Balance	0.00	0.00	0	0.69	0.694	0.00	0.00	0.00	
							0.704	(46,687.44)	20,754.08	(25,933.36)
505872 - First National Bankers Bank-Arkansas Region - Tran Type: FFC, Start: March 21, 2014, Maturity: September 4, 2015										
7/1/15	Opening Balance	-7,000,000.00	(7,000,000.00)	65	0.32	0.325	(7,165.98)	(1,586.67)	(8,752.65)	
9/4/15	Invest - Bond Sale	0.00	7,000,000.00	0	0.32	0.325	(7,165.98)	4,526.67	(2,639.31)	
1/1/16	Closing Balance	0.00	0.00	0	0.32	0.320	0.00	0.00	0.00	
							0.325	(14,331.96)	2,940.00	(11,391.96)

Return on Investment - Detail - AST

Between: July 1, 2015 and January 1, 2016

Printed: July 1, 2016 1:05 pm

Cash Flow Date	Transaction Description	Orig Curr Balance	Local Currency Equivalent ()						
			Principal Movement	Days	Yield	Adj Yield	Premium/ (Discount)	Interest	Total Cost
Arkansas State Treasury (Con't)									
Federal Farm Credit Invest (Con't)									
505875 - Vining Sparks - Tran Type: FFC, Start: March 21, 2014, Maturity: September 4, 2015									
7/1/15	Opening Balance	-10,000,000.00	(10,000,000.00)	65	0.35	0.351	(5,890.24)	(1,147.54)	(7,037.78)
9/4/15	Invest - Bond Sale	0.00	10,000,000.00	0	0.35	0.351	(5,890.24)	6,475.41	585.17
1/1/16	Closing Balance	0.00	0.00	0	0.35	0.346	0.00	0.00	0.00
						0.351	(11,780.48)	5,327.87	(6,452.61)
505876 - Simmons First Investment Group - Tran Type: FFC, Start: March 21, 2014, Maturity: September 4, 2015									
7/1/15	Opening Balance	-20,000,000.00	(20,000,000.00)	65	0.32	0.324	(5,038.44)	(14,262.30)	(19,300.74)
9/4/15	Invest - Bond Sale	0.00	20,000,000.00	0	0.32	0.324	(5,038.44)	24,918.03	19,879.59
1/1/16	Closing Balance	0.00	0.00	0	0.32	0.320	0.00	0.00	0.00
						0.324	(10,076.88)	10,655.73	578.85
520625 - Commerce Bank - Tran Type: FFC, Start: July 11, 2014, Maturity: September 2, 2015									
7/1/15	Opening Balance	-25,000,000.00	(25,000,000.00)	63	0.34	0.346	(17,148.61)	(31,885.36)	(49,033.97)
7/11/15	Invest - Bond Coupon Receipt	-25,000,000.00	0.00	0	0.34	0.346	0.00	33,750.00	33,750.00
9/2/15	Invest - Bond Sale	0.00	25,000,000.00	0	0.34	0.346	0.00	9,721.47	9,721.47
1/1/16	Closing Balance	0.00	0.00	0	0.34	0.341	0.00	0.00	0.00
						0.346	(17,148.61)	11,586.11	(5,562.50)
535110 - Bank of Oklahoma Invesments - Tran Type: FFC, Start: October 27, 2014, Maturity: August 26, 2015									
7/1/15	Opening Balance	-15,000,000.00	(15,000,000.00)	56	0.32	0.323	(6,975.37)	(6,659.84)	(13,635.21)
8/26/15	Invest - Bond Sale	0.00	15,000,000.00	0	0.32	0.323	(6,975.37)	12,397.54	5,422.17
1/1/16	Closing Balance	0.00	0.00	0	0.32	0.319	0.00	0.00	0.00
						0.323	(13,950.74)	5,737.70	(8,213.04)
Federal Farm Credit						0.652	(189,093.67)	199,924.94	10,831.27
Federal Home Loan Bank Invest									
426652 - Morgan Stanley - Tran Type: FHLB, Start: August 9, 2012, Maturity: October 14, 2015									
7/1/15	Opening Balance	-13,000,000.00	(13,000,000.00)	105	1.00	1.014	0.00	(51,277.78)	(51,277.78)
8/9/15	Invest - Bond Coupon Receipt	-13,000,000.00	0.00	0	1.00	1.014	0.00	65,000.00	65,000.00
10/14/15	Invest - Bond Sale	0.00	13,000,000.00	0	1.00	1.014	0.00	23,472.22	23,472.22
1/1/16	Closing Balance	0.00	0.00	0	1.00	1.000	0.00	0.00	0.00
						1.014	0.00	37,194.44	37,194.44
431887 - Delta Inv - Tran Type: FHLB, Start: September 18, 2012, Maturity: October 14, 2015									
7/1/15	Opening Balance	-25,000,000.00	(25,000,000.00)	93	1.00	1.014	0.00	(71,527.78)	(71,527.78)

Return on Investment - Detail - AST

Between: July 1, 2015 and January 1, 2016

Printed: July 1, 2016 1:05 pm

Cash Flow Date	Transaction Description	Orig Curr Balance	Local Currency Equivalent ()						
			Principal Movement	Days	Yield	Adj Yield	Premium/ (Discount)	Interest	Total Cost
Arkansas State Treasury (Con't)									
Federal Home Loan Bank Invest (Con't)									
431887 - Delta Inv - Tran Type: FHLB, Start: September 18, 2012, Maturity: October 14, 2015									
9/18/15	Invest - Bond Coupon Receipt	-25,000,000.00	0.00	0	1.00	1.014	0.00	125,000.00	125,000.00
10/2/15	Invest - Bond Sale	-20,833,333.33	4,166,666.67	12	1.00	1.014	0.00	1,620.37	1,620.37
10/14/15	Invest - Bond Sale	0.00	20,833,333.33	0	1.00	1.014	0.00	15,046.30	15,046.30
1/1/16	Closing Balance	0.00	0.00	0	1.00	1.000	0.00	0.00	0.00
			1.014	0.00	70,138.89	70,138.89			
433462 - Bank of Oklahoma Invesments - Tran Type: FHLB, Start: September 27, 2012, Maturity: October 5, 2015									
7/1/15	Opening Balance	-25,000,000.00	(25,000,000.00)	96	1.00	1.014	0.00	(65,277.78)	(65,277.78)
9/27/15	Invest - Bond Coupon Receipt	-25,000,000.00	0.00	0	1.00	1.014	0.00	125,000.00	125,000.00
10/5/15	Invest - Bond Sale	0.00	25,000,000.00	0	1.00	1.014	0.00	5,555.56	5,555.56
1/1/16	Closing Balance	0.00	0.00	0	1.00	1.000	0.00	0.00	0.00
			1.014	0.00	65,277.78	65,277.78			
448280 - Vining Sparks - Tran Type: FHLB, Start: January 22, 2013, Maturity: August 31, 2015									
7/1/15	Opening Balance	-15,000,000.00	(15,000,000.00)	61	0.97	0.984	7,218.85	(62,937.50)	(55,718.65)
7/22/15	Invest - Bond Coupon Receipt	-15,000,000.00	0.00	0	0.97	0.984	0.00	71,250.00	71,250.00
8/31/15	Invest - Bond Sale	0.00	15,000,000.00	0	0.97	0.984	0.00	15,437.50	15,437.50
1/1/16	Closing Balance	0.00	0.00	0	0.97	0.971	0.00	0.00	0.00
			0.984	7,218.85	23,750.00	30,968.85			
449611 - Vining Sparks - Tran Type: FHLB, Start: January 30, 2013, Maturity: October 30, 2015									
7/1/15	Opening Balance	-20,000,000.00	(20,000,000.00)	121	1.05	1.065	0.00	(88,083.33)	(88,083.33)
7/30/15	Invest - Bond Coupon Receipt	-20,000,000.00	0.00	0	1.05	1.065	0.00	105,000.00	105,000.00
10/30/15	Invest - Bond Sale	0.00	20,000,000.00	0	1.05	1.065	0.00	52,500.00	52,500.00
1/1/16	Closing Balance	0.00	0.00	0	1.05	1.050	0.00	0.00	0.00
			1.065	0.00	69,416.67	69,416.67			
455775 - First National Bankers Bank-Arkansas Region - Tran Type: FHLB, Start: March 18, 2013, Maturity: October 13, 2015									
7/1/15	Opening Balance	-7,000,000.00	(7,000,000.00)	104	1.10	1.115	0.00	(29,516.67)	(29,516.67)
8/13/15	Invest - Bond Coupon Receipt	-7,000,000.00	0.00	0	1.10	1.115	0.00	38,500.00	38,500.00
10/13/15	Invest - Bond Sale	0.00	7,000,000.00	0	1.10	1.115	0.00	12,833.33	12,833.33
1/1/16	Closing Balance	0.00	0.00	0	1.10	1.100	0.00	0.00	0.00
			1.115	0.00	21,816.66	21,816.66			
455778 - Stephens, Inc. - Tran Type: FHLB, Start: March 21, 2013, Maturity: November 4, 2015									
7/1/15	Opening Balance	-10,000,000.00	(10,000,000.00)	126	0.58	0.588	0.00	(16,111.11)	(16,111.11)

Return on Investment - Detail - AST

Between: July 1, 2015 and January 1, 2016

Printed: July 1, 2016 1:05 pm

Cash Flow Date	Transaction Description	Orig Curr Balance	Local Currency Equivalent ()						
			Principal Movement	Days	Yield	Adj Yield	Premium/ (Discount)	Interest	Total Cost
Arkansas State Treasury (Con't)									
Federal Home Loan Bank Invest (Con't)									
455778 - Stephens, Inc. - Tran Type: FHLB, Start: March 21, 2013, Maturity: November 4, 2015									
9/21/15	Invest - Bond Coupon Receipt	-10,000,000.00	0.00	0	0.58	0.588	0.00	29,000.00	29,000.00
11/4/15	Invest - Bond Sale	0.00	10,000,000.00	0	0.58	0.588	0.00	6,927.78	6,927.78
1/1/16	Closing Balance	0.00	0.00	0	0.58	0.580	0.00	0.00	0.00
						0.588	0.00	19,816.67	19,816.67
459532 - STIFEL NICOLAUS - Tran Type: FHLB, Start: April 11, 2013, Maturity: October 13, 2015									
7/1/15	Opening Balance	-10,000,000.00	(10,000,000.00)	104	1.13	1.146	0.00	(25,111.11)	(25,111.11)
10/11/15	Invest - Bond Coupon Receipt	-10,000,000.00	0.00	0	1.13	1.146	0.00	56,500.00	56,500.00
10/13/15	Invest - Bond Sale	0.00	10,000,000.00	0	1.13	1.146	0.00	627.78	627.78
1/1/16	Closing Balance	0.00	0.00	0	1.13	1.130	0.00	0.00	0.00
						1.146	0.00	32,016.67	32,016.67
465849 - First Tennessee - Tran Type: FHLB, Start: May 24, 2013, Maturity: December 11, 2015									
7/1/15	Opening Balance	-12,750,000.00	(12,750,000.00)	163	0.74	0.750	0.00	(10,221.25)	(10,221.25)
11/22/15	Invest - Bond Coupon Receipt	-12,750,000.00	0.00	0	0.74	0.750	0.00	47,175.00	47,175.00
12/11/15	Invest - Bond Sale	0.00	12,750,000.00	0	0.74	0.750	0.00	4,979.58	4,979.58
1/1/16	Closing Balance	0.00	0.00	0	0.74	0.740	0.00	0.00	0.00
						0.750	0.00	41,933.33	41,933.33
468742 - Raymond James & Associates, Inc. - Tran Type: FHLB, Start: June 19, 2013, Maturity: August 20, 2015									
7/1/15	Opening Balance	-7,500,000.00	(7,500,000.00)	50	0.58	0.588	0.00	(1,450.00)	(1,450.00)
8/20/15	Invest - Bond Sale	0.00	7,500,000.00	0	0.58	0.588	0.00	7,370.83	7,370.83
1/1/16	Closing Balance	0.00	0.00	0	0.58	0.580	0.00	0.00	0.00
						0.588	0.00	5,920.83	5,920.83
468744 - Raymond James & Associates, Inc. - Tran Type: FHLB, Start: June 20, 2013, Maturity: December 15, 2015									
7/1/15	Opening Balance	-12,500,000.00	(12,500,000.00)	167	1.15	1.166	0.00	(4,392.36)	(4,392.36)
12/15/15	Invest - Bond Sale	0.00	12,500,000.00	0	1.15	1.166	0.00	69,878.47	69,878.47
1/1/16	Closing Balance	0.00	0.00	0	1.15	1.150	0.00	0.00	0.00
						1.166	0.00	65,486.11	65,486.11
468983 - STIFEL NICOLAUS - Tran Type: FHLB, Start: June 20, 2013, Maturity: December 15, 2015									
7/1/15	Opening Balance	-25,000,000.00	(25,000,000.00)	82	1.25	1.269	1,000.79	(9,548.61)	(8,547.82)
9/21/15	Invest - Bond Sale	-9,299,300.20	15,700,699.80	85	1.25	1.269	1,000.79	49,609.85	50,610.64
12/15/15	Invest - Bond Sale	0.00	9,299,300.20	0	1.25	1.269	1,000.79	56,506.16	57,506.95
1/1/16	Closing Balance	0.00	0.00	0	1.25	1.252	0.00	0.00	0.00

Return on Investment - Detail - AST

Between: July 1, 2015 and January 1, 2016

Printed: July 1, 2016 1:05 pm

Cash Flow Date	Transaction Description	Orig Curr Balance	Local Currency Equivalent ()							
			Principal Movement	Days	Yield	Adj Yield	Premium/ (Discount)	Interest	Total Cost	
Arkansas State Treasury (Con't)										
Federal Home Loan Bank Invest (Con't)										
506067 - Crews & Associates - Tran Type: FHLB, Start: March 21, 2014, Maturity: September 4, 2015										
7/1/15	Opening Balance	-7,640,000.00	(7,640,000.00)	65	0.37	0.380	0.00	(79.58)	(79.58)	
9/4/15	Invest - Bond Sale	0.00	7,640,000.00	0	0.37	0.380	0.00	5,093.33	5,093.33	
1/1/16	Closing Balance	0.00	0.00	0	0.37	0.375	0.00	0.00	0.00	
						1.269	3,002.37	96,567.40	99,569.77	
514269 - Commerce Bank - Tran Type: FHLB, Start: May 21, 2014, Maturity: September 4, 2015										
7/1/15	Opening Balance	-15,000,000.00	(15,000,000.00)	65	0.51	0.517	(19,509.90)	(24,150.00)	(43,659.90)	
9/4/15	Invest - Bond Sale	0.00	15,000,000.00	0	0.51	0.517	(19,509.90)	40,687.50	21,177.60	
1/1/16	Closing Balance	0.00	0.00	0	0.51	0.510	0.00	0.00	0.00	
						0.380	0.00	5,013.75	5,013.75	
518148 - Simmons First Investment Group - Tran Type: FHLB, Start: June 19, 2014, Maturity: September 21, 2015										
7/1/15	Opening Balance	-15,000,000.00	(15,000,000.00)	82	0.70	0.710	0.00	(3,500.00)	(3,500.00)	
9/21/15	Invest - Bond Sale	0.00	15,000,000.00	0	0.70	0.710	0.00	26,833.33	26,833.33	
1/1/16	Closing Balance	0.00	0.00	0	0.70	0.700	0.00	0.00	0.00	
						0.517	(39,019.80)	16,537.50	(22,482.30)	
528035 - Commerce Bank - Tran Type: FHLB, Start: September 4, 2014, Maturity: September 2, 2015										
7/1/15	Opening Balance	-30,000,000.00	(30,000,000.00)	61	1.78	1.805	36,065.77	(23,020.83)	13,044.94	
8/31/15	Invest - Bond Sale	-25,000,000.00	5,000,000.00	2	1.78	1.805	36,065.77	17,378.47	53,444.24	
9/2/15	Invest - Bond Sale	0.00	25,000,000.00	0	1.78	1.805	36,065.77	88,020.83	124,086.60	
1/1/16	Closing Balance	0.00	0.00	0	1.78	1.780	0.00	0.00	0.00	
						1.805	108,197.31	82,378.47	190,575.78	
534456 - UBS - Tran Type: FHLB, Start: October 22, 2014, Maturity: August 26, 2015										
7/1/15	Opening Balance	-15,000,000.00	(15,000,000.00)	56	0.32	0.324	0.00	(6,666.67)	(6,666.67)	
8/26/15	Invest - Bond Sale	0.00	15,000,000.00	0	0.32	0.324	0.00	14,000.00	14,000.00	
1/1/16	Closing Balance	0.00	0.00	0	0.32	0.320	0.00	0.00	0.00	
						0.324	0.00	7,333.33	7,333.33	
544126 - Commerce Bank - Tran Type: FHLB, Start: January 7, 2015, Maturity: August 26, 2015										
7/1/15	Opening Balance	-20,000,000.00	(20,000,000.00)	56	0.38	0.380	5,242.91	(18,311.11)	(13,068.20)	
8/26/15	Invest - Bond Sale	0.00	20,000,000.00	0	0.38	0.380	5,242.91	28,088.89	33,331.80	
1/1/16	Closing Balance	0.00	0.00	0	0.38	0.375	0.00	0.00	0.00	

Return on Investment - Detail - AST

Between: July 1, 2015 and January 1, 2016

Printed: July 1, 2016 1:05 pm

Cash Flow Date	Transaction Description	Orig Curr Balance	Local Currency Equivalent ()							
			Principal Movement	Days	Yield	Adj Yield	Premium/ (Discount)	Interest	Total Cost	
Arkansas State Treasury (Con't)										
Federal Home Loan Bank Invest (Con't)										
544127 - Vining Sparks - Tran Type: FHLB, Start: January 7, 2015, Maturity: August 26, 2015							0.380	10,485.82	9,777.78	20,263.60
7/1/15	Opening Balance	-20,000,000.00	(20,000,000.00)	56	0.37	0.378	4,987.60	(18,311.11)	(13,323.51)	
8/26/15	Invest - Bond Sale	0.00	20,000,000.00	0	0.37	0.378	4,987.60	28,088.89	33,076.49	
1/1/16	Closing Balance	0.00	0.00	0	0.37	0.372	0.00	0.00	0.00	
							0.378	9,975.20	9,777.78	19,752.98
577542 - Crews & Associates - Tran Type: FHLB, Start: June 11, 2015, Maturity: September 15, 2043										
7/1/15	Opening Balance	-11,861,657.54	(11,861,657.54)	184	2.45	2.482	0.00	(87,314.98)	(87,314.98)	
9/15/15	Invest - Bond Coupon Receipt	-11,861,657.54	0.00	0	2.45	2.482	0.00	148,270.72	148,270.72	
1/1/16	Closing Balance	-11,861,657.54	(11,861,657.54)	0	2.45	2.482	0.00	87,314.98	87,314.98	
							2.482	0.00	148,270.72	148,270.72
577548 - First National Bankers Bank-Arkansas Region - Tran Type: FHLB, Start: June 15, 2015, Maturity: January 17, 2045										
7/1/15	Opening Balance	-22,099,047.49	(22,099,047.49)	184	2.08	2.105	0.00	(201,346.88)	(201,346.88)	
7/17/15	Invest - Bond Coupon Receipt	-22,099,047.49	0.00	0	2.08	2.105	0.00	220,990.47	220,990.47	
1/1/16	Closing Balance	-22,099,047.49	(22,099,047.49)	0	2.08	2.105	0.00	201,346.88	201,346.88	
							2.105	0.00	220,990.47	220,990.47
Federal Home Loan Bank							1.192	99,859.75	1,072,748.58	1,172,608.33
Federal Home Loan Mortgage Corporation Invest										
426018 - Morgan Stanley - Tran Type: FHLMC, Start: August 7, 2012, Maturity: August 7, 2015										
7/1/15	Opening Balance	-12,000,000.00	(12,000,000.00)	37	1.00	1.014	0.00	(48,000.00)	(48,000.00)	
8/7/15	Invest - Bond Coupon Receipt	0.00	0.00	0	1.00	1.014	0.00	60,000.00	60,000.00	
8/7/15	Invest - Bond Sale	0.00	12,000,000.00	0	1.00	1.014	0.00	0.00	0.00	
1/1/16	Closing Balance	0.00	0.00	0	1.00	1.000	0.00	0.00	0.00	
							1.014	0.00	12,000.00	12,000.00
432311 - Simmons First Investment Group - Tran Type: FHLMC, Start: September 20, 2012, Maturity: September 21, 2015										
7/1/15	Opening Balance	-25,000,000.00	(25,000,000.00)	82	1.05	1.065	0.00	(73,645.83)	(73,645.83)	
9/20/15	Invest - Bond Coupon Receipt	-25,000,000.00	0.00	0	1.05	1.065	0.00	131,250.00	131,250.00	
9/21/15	Invest - Bond Sale	0.00	25,000,000.00	0	1.05	1.065	0.00	729.17	729.17	
1/1/16	Closing Balance	0.00	0.00	0	1.05	1.050	0.00	0.00	0.00	
							1.065	0.00	58,333.34	58,333.34

Return on Investment - Detail - AST

Between: July 1, 2015 and January 1, 2016

Printed: July 1, 2016 1:05 pm

Cash Flow Date	Transaction Description	Orig Curr Balance	Local Currency Equivalent ()						
			Principal Movement	Days	Yield	Adj Yield	Premium/ (Discount)	Interest	Total Cost
Arkansas State Treasury (Con't)									
Federal Home Loan Mortgage Corporation Invest (Con't)									
432312 - Bank of Oklahoma Invesments - Tran Type: FHLMC, Start: September 20, 2012, Maturity: September 21, 2015									
7/1/15	Opening Balance	-25,000,000.00	(25,000,000.00)	82	1.05	1.065	0.00	(73,645.83)	(73,645.83)
9/20/15	Invest - Bond Coupon Receipt	-25,000,000.00	0.00	0	1.05	1.065	0.00	131,250.00	131,250.00
9/21/15	Invest - Bond Sale	0.00	25,000,000.00	0	1.05	1.065	0.00	729.17	729.17
1/1/16	Closing Balance	0.00	0.00	0	1.05	1.050	0.00	0.00	0.00
						1.065	0.00	58,333.34	58,333.34
433299 - Stephens, Inc. - Tran Type: FHLMC, Start: September 27, 2012, Maturity: September 28, 2015									
7/1/15	Opening Balance	-50,000,000.00	(50,000,000.00)	89	1.04	1.054	0.00	(135,777.78)	(135,777.78)
9/27/15	Invest - Bond Coupon Receipt	-50,000,000.00	0.00	0	1.04	1.054	0.00	260,000.00	260,000.00
9/28/15	Invest - Bond Sale	0.00	50,000,000.00	0	1.04	1.054	0.00	1,444.44	1,444.44
1/1/16	Closing Balance	0.00	0.00	0	1.04	1.040	0.00	0.00	0.00
						1.054	0.00	125,666.66	125,666.66
446457 - First National Bankers Bank-Arkansas Region - Tran Type: FHLMC, Start: January 8, 2013, Maturity: August 20, 2015									
7/1/15	Opening Balance	-20,000,000.00	(20,000,000.00)	50	0.91	0.924	17,156.09	(86,527.78)	(69,371.69)
7/3/15	Invest - Bond Coupon Receipt	-20,000,000.00	0.00	0	0.91	0.924	0.00	87,500.00	87,500.00
8/20/15	Invest - Bond Sale	0.00	20,000,000.00	0	0.91	0.924	0.00	22,847.22	22,847.22
1/1/16	Closing Balance	0.00	0.00	0	0.91	0.911	0.00	0.00	0.00
						0.924	17,156.09	23,819.44	40,975.53
447932 - Crews & Associates - Tran Type: FHLMC, Start: January 17, 2013, Maturity: October 13, 2015									
7/1/15	Opening Balance	-3,675,000.00	(3,675,000.00)	104	1.00	1.014	0.00	(17,354.17)	(17,354.17)
7/11/15	Invest - Bond Coupon Receipt	-3,675,000.00	0.00	0	1.00	1.014	0.00	18,375.00	18,375.00
10/13/15	Invest - Bond Sale	0.00	3,675,000.00	0	1.00	1.014	0.00	9,391.67	9,391.67
1/1/16	Closing Balance	0.00	0.00	0	1.00	1.000	0.00	0.00	0.00
						1.014	0.00	10,412.50	10,412.50
455779 - Stephens, Inc. - Tran Type: FHLMC, Start: March 21, 2013, Maturity: September 21, 2015									
7/1/15	Opening Balance	-15,200,000.00	(15,200,000.00)	82	0.80	0.811	0.00	(33,777.78)	(33,777.78)
9/21/15	Invest - Bond Coupon Receipt	0.00	0.00	0	0.80	0.811	0.00	60,800.00	60,800.00
9/21/15	Invest - Bond Sale	0.00	15,200,000.00	0	0.80	0.811	0.00	0.00	0.00
1/1/16	Closing Balance	0.00	0.00	0	0.80	0.800	0.00	0.00	0.00
						0.811	0.00	27,022.22	27,022.22
466108 - Vining Sparks - Tran Type: FHLMC, Start: May 29, 2013, Maturity: September 4, 2015									
7/1/15	Opening Balance	-25,000,000.00	(25,000,000.00)	65	0.63	0.634	0.00	(15,625.00)	(15,625.00)

Return on Investment - Detail - AST

Between: July 1, 2015 and January 1, 2016

Printed: July 1, 2016 1:05 pm

Cash Flow Date	Transaction Description	Orig Curr Balance	Local Currency Equivalent ()							
			Principal Movement	Days	Yield	Adj Yield	Premium/ (Discount)	Interest	Total Cost	
Arkansas State Treasury (Con't)										
Federal Home Loan Mortgage Corporation Invest (Con't)										
466108 - Vining Sparks - Tran Type: FHLMC, Start: May 29, 2013, Maturity: September 4, 2015										
9/4/15	Invest - Bond Sale	0.00	25,000,000.00	0	0.63	0.634	0.00	42,968.75	42,968.75	
1/1/16	Closing Balance	0.00	0.00	0	0.63	0.625	0.00	0.00	0.00	
							0.634	0.00	27,343.75	27,343.75
466565 - Raymond James & Associates, Inc. - Tran Type: FHLMC, Start: May 30, 2013, Maturity: December 15, 2015										
7/1/15	Opening Balance	-15,000,000.00	(15,000,000.00)	167	1.13	1.141	0.00	(16,875.00)	(16,875.00)	
11/25/15	Invest - Bond Coupon Receipt	-15,000,000.00	0.00	0	1.13	1.141	0.00	84,375.00	84,375.00	
12/15/15	Invest - Bond Sale	0.00	15,000,000.00	0	1.13	1.141	0.00	9,375.00	9,375.00	
1/1/16	Closing Balance	0.00	0.00	0	1.13	1.125	0.00	0.00	0.00	
							1.141	0.00	76,875.00	76,875.00
466779 - Bank of Oklahoma Investments - Tran Type: FHLMC, Start: May 31, 2013, Maturity: October 22, 2015										
7/1/15	Opening Balance	-25,000,000.00	(25,000,000.00)	113	0.92	0.929	10,753.39	(64,375.00)	(53,621.61)	
9/18/15	Invest - Bond Coupon Receipt	-25,000,000.00	0.00	0	0.92	0.929	0.00	112,500.00	112,500.00	
10/22/15	Invest - Bond Sale	0.00	25,000,000.00	0	0.92	0.929	0.00	21,250.00	21,250.00	
1/1/16	Closing Balance	0.00	0.00	0	0.92	0.916	0.00	0.00	0.00	
							0.929	10,753.39	69,375.00	80,128.39
468534 - First National Bankers Bank-Arkansas Region - Tran Type: FHLMC, Start: June 12, 2013, Maturity: August 20, 2015										
7/1/15	Opening Balance	-10,000,000.00	(10,000,000.00)	50	0.85	0.862	0.00	(4,486.11)	(4,486.11)	
8/20/15	Invest - Bond Sale	0.00	10,000,000.00	0	0.85	0.862	0.00	16,055.56	16,055.56	
1/1/16	Closing Balance	0.00	0.00	0	0.85	0.850	0.00	0.00	0.00	
							0.862	0.00	11,569.45	11,569.45
571478 - Federal Home Loan Mortgage Corporation - Tran Type: FHLMC, Start: June 30, 2015, Maturity: July 15, 2042										
7/1/15	Opening Balance	-18,981,000.00	(18,981,000.00)	184	3.35	3.399	(49.50)	(306,332.25)	(306,381.75)	
7/15/15	Invest - Bond Coupon Receipt	-18,981,000.00	0.00	0	3.35	3.399	0.00	332,167.50	332,167.50	
1/1/16	Closing Balance	-18,981,000.00	(18,981,000.00)	0	3.35	3.399	8,962.07	306,332.25	315,294.32	
							3.399	8,912.57	332,167.50	341,080.07
577764 - Crews & Associates - Tran Type: FHLMC, Start: August 27, 2015, Maturity: October 15, 2038										
7/1/15	Opening Balance	0.00	0.00	0	0.00	0.000	0.00	0.00	0.00	
8/27/15	Invest - Bond Purchase	-61,187,000.00	(61,187,000.00)	127	1.38	1.402	0.00	(76,220.60)	(76,220.60)	
9/15/15	Invest - Bond Coupon Receipt	-61,187,000.00	0.00	0	1.38	1.402	0.00	74,801.11	74,801.11	
10/15/15	Invest - Bond Coupon Receipt	-61,187,000.00	0.00	0	1.38	1.402	0.00	74,801.11	74,801.11	
11/15/15	Invest - Bond Coupon Receipt	-61,187,000.00	0.00	0	1.38	1.402	0.00	74,801.11	74,801.11	

Return on Investment - Detail - AST

Between: July 1, 2015 and January 1, 2016

Printed: July 1, 2016 1:05 pm

Cash Flow Date	Transaction Description	Orig Curr Balance	Local Currency Equivalent ()							
			Principal Movement	Days	Yield	Adj Yield	Premium/ (Discount)	Interest	Total Cost	
Arkansas State Treasury (Con't)										
Federal Home Loan Mortgage Corporation Invest (Con't)										
577764 - Crews & Associates - Tran Type: FHLMC, Start: August 27, 2015, Maturity: October 15, 2038										
12/15/15	Invest - Bond Coupon Receipt	-61,187,000.00	0.00	0	1.38	1.402	0.00	74,801.11	74,801.11	
1/1/16	Closing Balance	-61,187,000.00	(61,187,000.00)	0	1.38	1.402	(234,652.38)	39,893.92	(194,758.46)	
							1.402	(234,652.38)	262,877.76	28,225.38
577995 - Simmons First Investment Group - Tran Type: FHLMC, Start: August 28, 2015, Maturity: September 15, 2041										
7/1/15	Opening Balance	0.00	0.00	0	0.00	0.000	0.00	0.00	0.00	
8/28/15	Invest - Bond Purchase	-14,585,323.00	(14,585,323.00)	126	4.42	4.525	0.00	(23,898.02)	(23,898.02)	
9/15/15	Invest - Bond Coupon Receipt	-14,585,323.00	0.00	0	4.42	4.525	0.00	54,694.96	54,694.96	
10/15/15	Invest - Bond Coupon Receipt	-14,585,323.00	0.00	0	4.42	4.525	0.00	54,694.96	54,694.96	
11/15/15	Invest - Bond Coupon Receipt	-14,585,323.00	0.00	0	4.42	4.525	0.00	54,694.96	54,694.96	
12/15/15	Invest - Bond Coupon Receipt	-14,585,323.00	0.00	0	4.42	4.525	0.00	54,694.96	54,694.96	
1/1/16	Closing Balance	-14,585,323.00	(14,585,323.00)	0	4.42	4.525	(59,231.02)	29,170.65	(30,060.37)	
							4.525	(59,231.02)	224,052.47	164,821.45
577996 - Crews & Associates - Tran Type: FHLMC, Start: August 28, 2015, Maturity: February 16, 2039										
7/1/15	Opening Balance	0.00	0.00	0	0.00	0.000	0.00	0.00	0.00	
8/28/15	Invest - Bond Purchase	-42,625,000.00	(42,625,000.00)	126	3.83	3.918	0.00	(25,494.03)	(25,494.03)	
9/16/15	Invest - Bond Coupon Receipt	-42,625,000.00	0.00	0	3.83	3.918	0.00	138,531.25	138,531.25	
10/16/15	Invest - Bond Coupon Receipt	-42,625,000.00	0.00	0	3.83	3.918	0.00	138,531.25	138,531.25	
11/16/15	Invest - Bond Coupon Receipt	-42,625,000.00	0.00	0	3.83	3.918	0.00	138,531.25	138,531.25	
12/16/15	Invest - Bond Coupon Receipt	-42,625,000.00	0.00	0	3.83	3.918	0.00	138,531.25	138,531.25	
1/1/16	Closing Balance	-42,625,000.00	(42,625,000.00)	0	3.83	3.918	(315,228.43)	69,265.63	(245,962.80)	
							3.918	(315,228.43)	597,896.60	282,668.17
577998 - Crews & Associates - Tran Type: FHLMC, Start: August 27, 2015, Maturity: May 15, 2045										
7/1/15	Opening Balance	0.00	0.00	0	0.00	0.000	0.00	0.00	0.00	
8/27/15	Invest - Bond Purchase	-14,000,000.00	(14,000,000.00)	127	4.47	4.575	0.00	(21,000.00)	(21,000.00)	
9/15/15	Invest - Bond Coupon Receipt	-14,000,000.00	0.00	0	4.47	4.575	0.00	52,500.00	52,500.00	
10/15/15	Invest - Bond Coupon Receipt	-14,000,000.00	0.00	0	4.47	4.575	0.00	52,500.00	52,500.00	
11/15/15	Invest - Bond Coupon Receipt	-14,000,000.00	0.00	0	4.47	4.575	0.00	52,500.00	52,500.00	
12/15/15	Invest - Bond Coupon Receipt	-14,000,000.00	0.00	0	4.47	4.575	0.00	52,500.00	52,500.00	
1/1/16	Closing Balance	-14,000,000.00	(14,000,000.00)	0	4.47	4.575	797.74	28,000.00	28,797.74	
							4.575	797.74	217,000.00	217,797.74
577999 - Crews & Associates - Tran Type: FHLMC, Start: August 27, 2015, Maturity: January 16, 2034										

Return on Investment - Detail - AST

Between: July 1, 2015 and January 1, 2016

Printed: July 1, 2016 1:05 pm

Cash Flow Date	Transaction Description	Orig Curr Balance	Local Currency Equivalent ()							
			Principal Movement	Days	Yield	Adj Yield	Premium/ (Discount)	Interest	Total Cost	
Arkansas State Treasury (Con't)										
Federal Home Loan Mortgage Corporation Invest (Con't)										
577999 - Crews & Associates - Tran Type: FHLMC, Start: August 27, 2015, Maturity: January 16, 2034										
7/1/15	Opening Balance	0.00	0.00	0	0.00	0.000	0.00	0.00	0.00	0.00
8/27/15	Invest - Bond Purchase	-50,453,133.00	(50,453,133.00)	127	3.85	3.937	0.00	(24,184.13)		(24,184.13)
9/16/15	Invest - Bond Coupon Receipt	-50,453,133.00	0.00	0	3.85	3.937	0.00	163,972.68		163,972.68
10/16/15	Invest - Bond Coupon Receipt	-50,453,133.00	0.00	0	3.85	3.937	0.00	163,972.68		163,972.68
11/16/15	Invest - Bond Coupon Receipt	-50,453,133.00	0.00	0	3.85	3.937	0.00	163,972.68		163,972.68
12/16/15	Invest - Bond Coupon Receipt	-50,453,133.00	0.00	0	3.85	3.937	0.00	163,972.68		163,972.68
1/1/16	Closing Balance	-50,453,133.00	(50,453,133.00)	0	3.85	3.937	(530,128.24)	81,986.34		(448,141.90)
							3.937	(530,128.24)	713,692.93	183,564.69
578001 - Crews & Associates - Tran Type: FHLMC, Start: August 27, 2015, Maturity: October 15, 2038										
7/1/15	Opening Balance	0.00	0.00	0	0.00	0.000	0.00	0.00	0.00	0.00
8/27/15	Invest - Bond Purchase	-61,187,000.00	(61,187,000.00)	127	3.39	3.463	0.00	(76,220.60)		(76,220.60)
9/15/15	Invest - Bond Coupon Receipt	-61,187,000.00	0.00	0	3.39	3.463	0.00	178,462.08		178,462.08
10/15/15	Invest - Bond Coupon Receipt	-61,187,000.00	0.00	0	3.39	3.463	0.00	178,462.08		178,462.08
11/15/15	Invest - Bond Coupon Receipt	-61,187,000.00	0.00	0	3.39	3.463	0.00	178,462.08		178,462.08
12/15/15	Invest - Bond Coupon Receipt	-61,187,000.00	0.00	0	3.39	3.463	0.00	178,462.08		178,462.08
1/1/16	Closing Balance	-61,187,000.00	(61,187,000.00)	0	3.39	3.463	(234,652.38)	95,179.78		(139,472.60)
							3.463	(234,652.38)	732,807.50	498,155.12
578002 - Crews & Associates - Tran Type: FHLMC, Start: August 27, 2015, Maturity: July 15, 2040										
7/1/15	Opening Balance	0.00	0.00	0	0.00	0.000	0.00	0.00	0.00	0.00
8/27/15	Invest - Bond Purchase	-5,608,024.00	(5,608,024.00)	127	6.34	6.520	0.00	(4,012.20)		(4,012.20)
9/15/15	Invest - Bond Coupon Receipt	-5,608,024.00	0.00	0	6.34	6.520	0.00	29,909.46		29,909.46
10/15/15	Invest - Bond Coupon Receipt	-5,608,024.00	0.00	0	6.34	6.520	0.00	29,909.46		29,909.46
11/15/15	Invest - Bond Coupon Receipt	-5,608,024.00	0.00	0	6.34	6.520	0.00	29,909.46		29,909.46
12/15/15	Invest - Bond Coupon Receipt	-5,608,024.00	0.00	0	6.34	6.520	0.00	29,909.46		29,909.46
1/1/16	Closing Balance	-5,608,024.00	(5,608,024.00)	0	6.34	6.520	(31,176.19)	15,951.71		(15,224.48)
							6.520	(31,176.19)	131,577.35	100,401.16
578004 - Simmons First Investment Group - Tran Type: FHLMC, Start: August 26, 2015, Maturity: October 15, 2038										
7/1/15	Opening Balance	0.00	0.00	0	0.00	0.000	0.00	0.00	0.00	0.00
8/26/15	Invest - Bond Purchase	-23,000,000.00	(23,000,000.00)	128	4.25	4.352	0.00	(28,735.99)		(28,735.99)
9/15/15	Invest - Bond Coupon Receipt	-23,000,000.00	0.00	0	4.25	4.352	0.00	86,250.00		86,250.00
10/15/15	Invest - Bond Coupon Receipt	-23,000,000.00	0.00	0	4.25	4.352	0.00	86,250.00		86,250.00

Return on Investment - Detail - AST

Between: July 1, 2015 and January 1, 2016

Printed: July 1, 2016 1:05 pm

Cash Flow Date	Transaction Description	Orig Curr Balance	Local Currency Equivalent ()							
			Principal Movement	Days	Yield	Adj Yield	Premium/ (Discount)	Interest	Total Cost	
Arkansas State Treasury (Con't)										
Federal Home Loan Mortgage Corporation Invest (Con't)										
578004 - Simmons First Investment Group - Tran Type: FHLMC, Start: August 26, 2015, Maturity: October 15, 2038										
11/15/15	Invest - Bond Coupon Receipt	-23,000,000.00	0.00	0	4.25	4.352	0.00	86,250.00	86,250.00	
12/15/15	Invest - Bond Coupon Receipt	-23,000,000.00	0.00	0	4.25	4.352	0.00	86,250.00	86,250.00	
1/1/16	Closing Balance	-23,000,000.00	(23,000,000.00)	0	4.25	4.352	(157,388.68)	46,000.00	(111,388.68)	
							4.352	(157,388.68)	362,264.01	204,875.33
578005 - Bank of Oklahoma Invesments - Tran Type: FHLMC, Start: August 26, 2015, Maturity: April 15, 2043										
7/1/15	Opening Balance	0.00	0.00	0	0.00	0.000	0.00	0.00	0.00	
8/26/15	Invest - Bond Purchase	-7,000,000.00	(7,000,000.00)	128	4.98	5.106	0.00	(3,236.07)	(3,236.07)	
9/15/15	Invest - Bond Coupon Receipt	-7,000,000.00	0.00	0	4.98	5.106	0.00	26,250.00	26,250.00	
10/15/15	Invest - Bond Coupon Receipt	-7,000,000.00	0.00	0	4.98	5.106	0.00	26,250.00	26,250.00	
11/15/15	Invest - Bond Coupon Receipt	-7,000,000.00	0.00	0	4.98	5.106	0.00	26,250.00	26,250.00	
12/15/15	Invest - Bond Coupon Receipt	-7,000,000.00	0.00	0	4.98	5.106	0.00	26,250.00	26,250.00	
1/1/16	Closing Balance	-7,000,000.00	(7,000,000.00)	0	4.98	5.106	(35,588.86)	14,000.00	(21,588.86)	
							5.106	(35,588.86)	115,763.93	80,175.07
578231 - First National Bankers Bank-Arkansas Region - Tran Type: FHLMC, Start: August 31, 2015, Maturity: February 16, 2016										
7/1/15	Opening Balance	0.00	0.00	0	0.00	0.000	0.00	0.00	0.00	
8/31/15	Invest - Bond Purchase	-58,167,108.00	(58,167,108.00)	123	4.07	4.162	0.00	(96,945.18)	(96,945.18)	
9/15/15	Invest - Bond Coupon Receipt	-58,167,108.00	0.00	0	4.07	4.162	0.00	193,890.36	193,890.36	
10/15/15	Invest - Bond Coupon Receipt	-58,167,108.00	0.00	0	4.07	4.162	0.00	193,890.36	193,890.36	
11/15/15	Invest - Bond Coupon Receipt	-58,167,108.00	0.00	0	4.07	4.162	0.00	193,890.36	193,890.36	
12/15/15	Invest - Bond Coupon Receipt	-58,167,108.00	0.00	0	4.07	4.162	0.00	193,890.36	193,890.36	
1/1/16	Closing Balance	-58,167,108.00	(58,167,108.00)	0	4.07	4.162	(8,958.41)	103,408.19	94,449.78	
							4.162	(8,958.41)	782,024.45	773,066.04
578232 - Crews & Associates - Tran Type: FHLMC, Start: August 31, 2015, Maturity: January 16, 2034										
7/1/15	Opening Balance	0.00	0.00	0	0.00	0.000	0.00	0.00	0.00	
8/31/15	Invest - Bond Purchase	-625,000.00	(625,000.00)	123	3.84	3.924	0.00	(345.68)	(345.68)	
9/16/15	Invest - Bond Coupon Receipt	-625,000.00	0.00	0	3.84	3.924	0.00	2,031.25	2,031.25	
10/16/15	Invest - Bond Coupon Receipt	-625,000.00	0.00	0	3.84	3.924	0.00	2,031.25	2,031.25	
11/16/15	Invest - Bond Coupon Receipt	-625,000.00	0.00	0	3.84	3.924	0.00	2,031.25	2,031.25	
12/16/15	Invest - Bond Coupon Receipt	-625,000.00	0.00	0	3.84	3.924	0.00	2,031.25	2,031.25	
1/1/16	Closing Balance	-625,000.00	(625,000.00)	0	3.84	3.924	(6,410.96)	1,015.63	(5,395.33)	
							3.924	(6,410.96)	8,794.95	2,383.99

Return on Investment - Detail - AST

Between: July 1, 2015 and January 1, 2016

Printed: July 1, 2016 1:05 pm

Cash Flow Date	Transaction Description	Orig Curr Balance	Local Currency Equivalent ()							
			Principal Movement	Days	Yield	Adj Yield	Premium/ (Discount)	Interest	Total Cost	
Arkansas State Treasury (Con't)										
Federal Home Loan Mortgage Corporation Invest (Con't)										
578233 - Crews & Associates - Tran Type: FHLMC, Start: August 31, 2015, Maturity: July 16, 2038										
7/1/15	Opening Balance	0.00	0.00	0	0.00	0.000	0.00	0.00	0.00	0.00
8/31/15	Invest - Bond Purchase	-3,000,000.00	(3,000,000.00)	123	3.81	3.889	0.00	(2,524.56)	(2,524.56)	
9/16/15	Invest - Bond Coupon Receipt	-3,000,000.00	0.00	0	3.81	3.889	0.00	9,750.00	9,750.00	
10/16/15	Invest - Bond Coupon Receipt	-3,000,000.00	0.00	0	3.81	3.889	0.00	9,750.00	9,750.00	
11/16/15	Invest - Bond Coupon Receipt	-3,000,000.00	0.00	0	3.81	3.889	0.00	9,750.00	9,750.00	
12/16/15	Invest - Bond Coupon Receipt	-3,000,000.00	0.00	0	3.81	3.889	0.00	9,750.00	9,750.00	
1/1/16	Closing Balance	-3,000,000.00	(3,000,000.00)	0	3.81	3.889	(20,011.26)	4,875.00	(15,136.26)	
							3.889	(20,011.26)	41,350.44	21,339.18
578234 - Crews & Associates - Tran Type: FHLMC, Start: August 31, 2015, Maturity: June 30, 2023										
7/1/15	Opening Balance	0.00	0.00	0	0.00	0.000	0.00	0.00	0.00	
8/31/15	Invest - Bond Purchase	-15,510,000.00	(15,510,000.00)	123	3.65	3.731	0.00	(12,329.98)	(12,329.98)	
9/30/15	Invest - Bond Coupon Receipt	-15,510,000.00	0.00	0	3.65	3.731	0.00	47,822.50	47,822.50	
10/30/15	Invest - Bond Coupon Receipt	-15,510,000.00	0.00	0	3.65	3.731	0.00	47,822.50	47,822.50	
11/30/15	Invest - Bond Coupon Receipt	-15,510,000.00	0.00	0	3.65	3.731	0.00	47,822.50	47,822.50	
12/30/15	Invest - Bond Coupon Receipt	-15,510,000.00	0.00	0	3.65	3.731	0.00	47,822.50	47,822.50	
1/1/16	Closing Balance	-15,510,000.00	(15,510,000.00)	0	3.65	3.731	(193,229.17)	1,594.08	(191,635.09)	
							3.731	(193,229.17)	180,554.10	(12,675.07)
579042 - Crews & Associates - Tran Type: FHLMC, Start: August 25, 2015, Maturity: May 15, 2038										
7/1/15	Opening Balance	0.00	0.00	0	0.00	0.000	0.00	0.00	0.00	
8/25/15	Invest - Bond Purchase	-10,821,407.00	(10,821,407.00)	129	4.59	4.702	0.00	(5,740.38)	(5,740.38)	
9/15/15	Invest - Bond Coupon Receipt	-10,821,407.00	0.00	0	4.59	4.702	0.00	40,580.28	40,580.28	
10/15/15	Invest - Bond Coupon Receipt	-10,821,407.00	0.00	0	4.59	4.702	0.00	40,580.28	40,580.28	
11/15/15	Invest - Bond Coupon Receipt	-10,821,407.00	0.00	0	4.59	4.702	0.00	40,580.28	40,580.28	
12/15/15	Invest - Bond Coupon Receipt	-10,821,407.00	0.00	0	4.59	4.702	0.00	40,580.28	40,580.28	
1/1/16	Closing Balance	-10,821,407.00	(10,821,407.00)	0	4.59	4.702	(52,065.50)	21,642.81	(30,422.69)	
							4.702	(52,065.50)	178,223.55	126,158.05
579043 - Crews & Associates - Tran Type: FHLMC, Start: August 25, 2015, Maturity: July 15, 2041										
7/1/15	Opening Balance	0.00	0.00	0	0.00	0.000	0.00	0.00	0.00	
8/25/15	Invest - Bond Purchase	-4,500,000.00	(4,500,000.00)	129	4.61	4.717	0.00	(2,916.08)	(2,916.08)	
9/15/15	Invest - Bond Coupon Receipt	-4,500,000.00	0.00	0	4.61	4.717	0.00	16,875.00	16,875.00	
10/15/15	Invest - Bond Coupon Receipt	-4,500,000.00	0.00	0	4.61	4.717	0.00	16,875.00	16,875.00	

Return on Investment - Detail - AST

Between: July 1, 2015 and January 1, 2016

Printed: July 1, 2016 1:05 pm

Cash Flow Date	Transaction Description	Orig Curr Balance	Local Currency Equivalent ()							
			Principal Movement	Days	Yield	Adj Yield	Premium/ (Discount)	Interest	Total Cost	
Arkansas State Treasury (Con't)										
Federal Home Loan Mortgage Corporation Invest (Con't)										
579043 - Crews & Associates - Tran Type: FHLMC, Start: August 25, 2015, Maturity: July 15, 2041										
11/15/15	Invest - Bond Coupon Receipt	-4,500,000.00	0.00	0	4.61	4.717	0.00	16,875.00	16,875.00	
12/15/15	Invest - Bond Coupon Receipt	-4,500,000.00	0.00	0	4.61	4.717	0.00	16,875.00	16,875.00	
1/1/16	Closing Balance	-4,500,000.00	(4,500,000.00)	0	4.61	4.717	(25,253.26)	9,000.00	(16,253.26)	
						4.717	(25,253.26)	73,583.92	48,330.66	
579044 - Suntrust Capital Markets - Tran Type: FHLMC, Start: August 20, 2015, Maturity: December 20, 2036										
7/1/15	Opening Balance	0.00	0.00	0	0.00	0.000	0.00	0.00	0.00	
8/20/15	Invest - Bond Purchase	-10,000,000.00	(10,000,000.00)	134	4.29	4.387	0.00	(23,750.00)	(23,750.00)	
9/20/15	Invest - Bond Coupon Receipt	-10,000,000.00	0.00	0	4.29	4.387	0.00	37,500.00	37,500.00	
10/20/15	Invest - Bond Coupon Receipt	-10,000,000.00	0.00	0	4.29	4.387	0.00	37,500.00	37,500.00	
11/20/15	Invest - Bond Coupon Receipt	-10,000,000.00	0.00	0	4.29	4.387	0.00	37,500.00	37,500.00	
12/20/15	Invest - Bond Coupon Receipt	-10,000,000.00	0.00	0	4.29	4.387	0.00	37,500.00	37,500.00	
1/1/16	Closing Balance	-10,000,000.00	(10,000,000.00)	0	4.29	4.387	4,919.05	13,750.00	18,669.05	
						4.387	4,919.05	140,000.00	144,919.05	
579046 - JP Morgan Chase - Tran Type: FHLMC, Start: August 20, 2015, Maturity: September 15, 2040										
7/1/15	Opening Balance	0.00	0.00	0	0.00	0.000	0.00	0.00	0.00	
8/20/15	Invest - Bond Purchase	-32,000,000.00	(32,000,000.00)	134	3.47	3.548	0.00	(41,994.41)	(41,994.41)	
9/15/15	Invest - Bond Coupon Receipt	-32,000,000.00	0.00	0	3.47	3.548	0.00	93,333.33	93,333.33	
10/15/15	Invest - Bond Coupon Receipt	-32,000,000.00	0.00	0	3.47	3.548	0.00	93,333.33	93,333.33	
11/15/15	Invest - Bond Coupon Receipt	-32,000,000.00	0.00	0	3.47	3.548	0.00	93,333.33	93,333.33	
12/15/15	Invest - Bond Coupon Receipt	-32,000,000.00	0.00	0	3.47	3.548	0.00	93,333.33	93,333.33	
1/1/16	Closing Balance	-32,000,000.00	(32,000,000.00)	0	3.47	3.548	(477.75)	49,777.78	49,300.03	
						3.548	(477.75)	381,116.69	380,638.94	
579049 - Commerce Bank - Tran Type: FHLMC, Start: August 18, 2015, Maturity: July 15, 2045										
7/1/15	Opening Balance	0.00	0.00	0	0.00	0.000	0.00	0.00	0.00	
8/18/15	Invest - Bond Purchase	-37,500,000.00	(37,500,000.00)	136	3.47	3.540	0.00	(44,152.61)	(44,152.61)	
9/15/15	Invest - Bond Coupon Receipt	-37,500,000.00	0.00	0	3.47	3.540	0.00	109,375.00	109,375.00	
10/15/15	Invest - Bond Coupon Receipt	-37,500,000.00	0.00	0	3.47	3.540	0.00	109,375.00	109,375.00	
11/15/15	Invest - Bond Coupon Receipt	-37,500,000.00	0.00	0	3.47	3.540	0.00	109,375.00	109,375.00	
12/15/15	Invest - Bond Coupon Receipt	-37,500,000.00	0.00	0	3.47	3.540	0.00	109,375.00	109,375.00	
1/1/16	Closing Balance	-37,500,000.00	(37,500,000.00)	0	3.47	3.540	1,623.79	58,333.33	59,957.12	
						3.540	1,623.79	451,680.72	453,304.51	

Return on Investment - Detail - AST

Between: July 1, 2015 and January 1, 2016

Printed: July 1, 2016 1:05 pm

Cash Flow Date	Transaction Description	Orig Curr Balance	Local Currency Equivalent ()							
			Principal Movement	Days	Yield	Adj Yield	Premium/ (Discount)	Interest	Total Cost	
Arkansas State Treasury (Con't)										
Federal Home Loan Mortgage Corporation Invest (Con't)										
579050 - Simmons First Investment Group - Tran Type: FHLMC, Start: August 17, 2015, Maturity: February 16, 2016										
7/1/15	Opening Balance	0.00	0.00	0	0.00	0.000	0.00	0.00	0.00	0.00
8/17/15	Invest - Bond Purchase	-46,858,000.00	(46,858,000.00)	137	4.07	4.165	0.00	(40,379.18)		(40,379.18)
9/15/15	Invest - Bond Coupon Receipt	-46,858,000.00	0.00	0	4.07	4.165	0.00	156,193.33		156,193.33
10/15/15	Invest - Bond Coupon Receipt	-46,858,000.00	0.00	0	4.07	4.165	0.00	156,193.33		156,193.33
11/15/15	Invest - Bond Coupon Receipt	-46,858,000.00	0.00	0	4.07	4.165	0.00	156,193.33		156,193.33
12/15/15	Invest - Bond Coupon Receipt	-46,858,000.00	0.00	0	4.07	4.165	0.00	156,193.33		156,193.33
1/1/16	Closing Balance	-46,858,000.00	(46,858,000.00)	0	4.07	4.165	(24,424.15)	83,303.11		58,878.96
						4.165	(24,424.15)	667,697.25		643,273.10
579051 - Crews & Associates - Tran Type: FHLMC, Start: August 14, 2015, Maturity: May 15, 2042										
7/1/15	Opening Balance	0.00	0.00	0	0.00	0.000	0.00	0.00		0.00
8/14/15	Invest - Bond Purchase	-3,000,000.00	(3,000,000.00)	140	5.13	5.259	0.00	(1,113.88)		(1,113.88)
8/15/15	Invest - Bond Coupon Receipt	-3,000,000.00	0.00	0	5.13	5.259	0.00	12,500.00		12,500.00
9/15/15	Invest - Bond Coupon Receipt	-3,000,000.00	0.00	0	5.13	5.259	0.00	12,500.00		12,500.00
10/15/15	Invest - Bond Coupon Receipt	-3,000,000.00	0.00	0	5.13	5.259	0.00	12,500.00		12,500.00
11/15/15	Invest - Bond Coupon Receipt	-3,000,000.00	0.00	0	5.13	5.259	0.00	12,500.00		12,500.00
12/15/15	Invest - Bond Coupon Receipt	-3,000,000.00	0.00	0	5.13	5.259	0.00	12,500.00		12,500.00
1/1/16	Closing Balance	-3,000,000.00	(3,000,000.00)	0	5.13	5.259	(16,983.36)	6,666.67		(10,316.69)
						5.259	(16,983.36)	68,052.79		51,069.43
579052 - Commerce Bank - Tran Type: FHLMC, Start: August 14, 2015, Maturity: January 15, 2045										
7/1/15	Opening Balance	0.00	0.00	0	0.00	0.000	0.00	0.00		0.00
8/14/15	Invest - Bond Purchase	-22,716,491.00	(22,716,491.00)	140	3.81	3.895	0.00	(27,441.72)		(27,441.72)
8/15/15	Invest - Bond Coupon Receipt	-22,716,491.00	0.00	0	3.81	3.895	0.00	75,721.64		75,721.64
9/15/15	Invest - Bond Coupon Receipt	-22,716,491.00	0.00	0	3.81	3.895	0.00	75,721.64		75,721.64
10/15/15	Invest - Bond Coupon Receipt	-22,716,491.00	0.00	0	3.81	3.895	0.00	75,721.64		75,721.64
11/15/15	Invest - Bond Coupon Receipt	-22,716,491.00	0.00	0	3.81	3.895	0.00	75,721.64		75,721.64
12/15/15	Invest - Bond Coupon Receipt	-22,716,491.00	0.00	0	3.81	3.895	0.00	75,721.64		75,721.64
1/1/16	Closing Balance	-22,716,491.00	(22,716,491.00)	0	3.81	3.895	(3,527.16)	40,384.87		36,857.71
						3.895	(3,527.16)	391,551.35		388,024.19
579054 - Crews & Associates - Tran Type: FHLMC, Start: August 10, 2015, Maturity: February 16, 2016										
7/1/15	Opening Balance	0.00	0.00	0	0.00	0.000	0.00	0.00		0.00
8/10/15	Invest - Bond Purchase	-50,000,000.00	(50,000,000.00)	144	4.07	4.162	0.00	(24,236.30)		(24,236.30)

Return on Investment - Detail - AST

Between: July 1, 2015 and January 1, 2016

Printed: July 1, 2016 1:05 pm

Cash Flow Date	Transaction Description	Orig Curr Balance	Local Currency Equivalent ()							
			Principal Movement	Days	Yield	Adj Yield	Premium/ (Discount)	Interest	Total Cost	
Arkansas State Treasury (Con't)										
Federal Home Loan Mortgage Corporation Invest (Con't)										
579054 - Crews & Associates - Tran Type: FHLMC, Start: August 10, 2015, Maturity: February 16, 2016										
8/15/15	Invest - Bond Coupon Receipt	-50,000,000.00	0.00	0	4.07	4.162	0.00	166,666.67	166,666.67	
9/15/15	Invest - Bond Coupon Receipt	-50,000,000.00	0.00	0	4.07	4.162	0.00	166,666.67	166,666.67	
10/15/15	Invest - Bond Coupon Receipt	-50,000,000.00	0.00	0	4.07	4.162	0.00	166,666.67	166,666.67	
11/15/15	Invest - Bond Coupon Receipt	-50,000,000.00	0.00	0	4.07	4.162	0.00	166,666.67	166,666.67	
12/15/15	Invest - Bond Coupon Receipt	-50,000,000.00	0.00	0	4.07	4.162	0.00	166,666.67	166,666.67	
1/1/16	Closing Balance	-50,000,000.00	(50,000,000.00)	0	4.07	4.162	(27,119.81)	88,888.89	61,769.08	
						4.162	(27,119.81)	897,985.94	870,866.13	
579056 - Simmons First Investment Group - Tran Type: FHLMC, Start: August 10, 2015, Maturity: September 15, 2044										
7/1/15	Opening Balance	0.00	0.00	0	0.00	0.000	0.00	0.00	0.00	
8/10/15	Invest - Bond Purchase	-3,000,000.00	(3,000,000.00)	144	4.06	4.154	0.00	(1,435.26)	(1,435.26)	
8/15/15	Invest - Bond Coupon Receipt	-3,000,000.00	0.00	0	4.06	4.154	0.00	10,000.00	10,000.00	
9/15/15	Invest - Bond Coupon Receipt	-3,000,000.00	0.00	0	4.06	4.154	0.00	10,000.00	10,000.00	
10/15/15	Invest - Bond Coupon Receipt	-3,000,000.00	0.00	0	4.06	4.154	0.00	10,000.00	10,000.00	
11/15/15	Invest - Bond Coupon Receipt	-3,000,000.00	0.00	0	4.06	4.154	0.00	10,000.00	10,000.00	
12/15/15	Invest - Bond Coupon Receipt	-3,000,000.00	0.00	0	4.06	4.154	0.00	10,000.00	10,000.00	
1/1/16	Closing Balance	-3,000,000.00	(3,000,000.00)	0	4.06	4.154	(2,068.28)	5,333.33	3,265.05	
						4.154	(2,068.28)	53,898.07	51,829.79	
585300 - Crews & Associates - Tran Type: FHLMC, Start: October 15, 2015, Maturity: March 1, 2028										
7/1/15	Opening Balance	0.00	0.00	0	0.00	0.000	0.00	0.00	0.00	
10/15/15	Invest - Bond Purchase	-15,000,000.00	(15,000,000.00)	78	3.91	4.001	0.00	(8,212.66)	(8,212.66)	
11/1/15	Invest - Bond Coupon Receipt	-15,000,000.00	0.00	0	3.91	4.001	0.00	50,000.00	50,000.00	
12/1/15	Invest - Bond Coupon Receipt	-15,000,000.00	0.00	0	3.91	4.001	0.00	50,000.00	50,000.00	
1/1/16	Closing Balance	-15,000,000.00	(15,000,000.00)	0	3.91	4.001	(90,840.13)	50,000.00	(40,840.13)	
						4.001	(90,840.13)	141,787.34	50,947.21	
585301 - STIFEL NICOLAUS - Tran Type: FHLMC, Start: October 15, 2015, Maturity: July 15, 2044										
7/1/15	Opening Balance	0.00	0.00	0	0.00	0.000	0.00	0.00	0.00	
10/15/15	Invest - Bond Purchase	-15,000,000.00	(15,000,000.00)	78	3.95	4.037	0.00	(10,050.76)	(10,050.76)	
11/15/15	Invest - Bond Coupon Receipt	-15,000,000.00	0.00	0	3.95	4.037	0.00	50,000.00	50,000.00	
12/15/15	Invest - Bond Coupon Receipt	-15,000,000.00	0.00	0	3.95	4.037	0.00	50,000.00	50,000.00	
1/1/16	Closing Balance	-15,000,000.00	(15,000,000.00)	0	3.95	4.037	(28,909.10)	26,666.67	(2,242.43)	
						4.037	(28,909.10)	116,615.91	87,706.81	

Return on Investment - Detail - AST

Between: July 1, 2015 and January 1, 2016

Printed: July 1, 2016 1:05 pm

Cash Flow Date	Transaction Description	Orig Curr Balance	Local Currency Equivalent ()						
			Principal Movement	Days	Yield	Adj Yield	Premium/ (Discount)	Interest	Total Cost
Arkansas State Treasury (Con't)									
Federal Home Loan Mortgage Corporation Invest (Con't)									
585725 - STIFEL NICOLAUS - Tran Type: FHLMC, Start: October 15, 2015, Maturity: February 15, 2044									
7/1/15	Opening Balance	0.00	0.00	0	0.00	0.000	0.00	0.00	0.00
10/15/15	Invest - Bond Purchase	-6,000,000.00	(6,000,000.00)	78	3.94	4.030	0.00	(4,432.29)	(4,432.29)
11/15/15	Invest - Bond Coupon Receipt	-6,000,000.00	0.00	0	3.94	4.030	0.00	20,000.00	20,000.00
12/15/15	Invest - Bond Coupon Receipt	-6,000,000.00	0.00	0	3.94	4.030	0.00	20,000.00	20,000.00
1/1/16	Closing Balance	-6,000,000.00	(6,000,000.00)	0	3.94	4.030	(9,220.24)	10,666.67	1,446.43
						4.030	(9,220.24)	46,234.38	37,014.14
585727 - STIFEL NICOLAUS - Tran Type: FHLMC, Start: October 16, 2015, Maturity: October 15, 2044									
7/1/15	Opening Balance	0.00	0.00	0	0.00	0.000	0.00	0.00	0.00
10/16/15	Invest - Bond Purchase	-51,850,313.00	(51,850,313.00)	77	3.89	3.979	0.00	(60,963.43)	(60,963.43)
11/15/15	Invest - Bond Coupon Receipt	-51,850,313.00	0.00	0	3.89	3.979	0.00	172,834.38	172,834.38
12/15/15	Invest - Bond Coupon Receipt	-51,850,313.00	0.00	0	3.89	3.979	0.00	172,834.38	172,834.38
1/1/16	Closing Balance	-51,850,313.00	(51,850,313.00)	0	3.89	3.979	(15,021.57)	92,178.33	77,156.76
						3.979	(15,021.57)	376,883.66	361,862.09
585728 - Crews & Associates - Tran Type: FHLMC, Start: October 16, 2015, Maturity: July 15, 2043									
7/1/15	Opening Balance	0.00	0.00	0	0.00	0.000	0.00	0.00	0.00
10/16/15	Invest - Bond Purchase	-5,986,956.00	(5,986,956.00)	77	4.41	4.517	0.00	(4,944.75)	(4,944.75)
11/15/15	Invest - Bond Coupon Receipt	-5,986,956.00	0.00	0	4.41	4.517	0.00	22,451.09	22,451.09
12/15/15	Invest - Bond Coupon Receipt	-5,986,956.00	0.00	0	4.41	4.517	0.00	22,451.09	22,451.09
1/1/16	Closing Balance	-5,986,956.00	(5,986,956.00)	0	4.41	4.517	(12,655.49)	11,973.91	(681.58)
						4.517	(12,655.49)	51,931.34	39,275.85
585729 - Crews & Associates - Tran Type: FHLMC, Start: October 19, 2015, Maturity: July 15, 2040									
7/1/15	Opening Balance	0.00	0.00	0	0.00	0.000	0.00	0.00	0.00
10/19/15	Invest - Bond Purchase	-17,650,000.00	(17,650,000.00)	74	3.96	4.049	0.00	(7,577.94)	(7,577.94)
11/15/15	Invest - Bond Coupon Receipt	-17,650,000.00	0.00	0	3.96	4.049	0.00	58,833.33	58,833.33
12/15/15	Invest - Bond Coupon Receipt	-17,650,000.00	0.00	0	3.96	4.049	0.00	58,833.33	58,833.33
1/1/16	Closing Balance	-17,650,000.00	(17,650,000.00)	0	3.96	4.049	(63,372.92)	31,377.78	(31,995.14)
						4.049	(63,372.92)	141,466.50	78,093.58
585730 - Crews & Associates - Tran Type: FHLMC, Start: October 20, 2015, Maturity: July 16, 2038									
7/1/15	Opening Balance	0.00	0.00	0	0.00	0.000	0.00	0.00	0.00
10/20/15	Invest - Bond Purchase	-8,626,000.00	(8,626,000.00)	73	3.82	3.906	0.00	(4,232.99)	(4,232.99)
11/16/15	Invest - Bond Coupon Receipt	-8,626,000.00	0.00	0	3.82	3.906	0.00	28,034.50	28,034.50

Return on Investment - Detail - AST

Between: July 1, 2015 and January 1, 2016

Printed: July 1, 2016 1:05 pm

Cash Flow Date	Transaction Description	Orig Curr Balance	Local Currency Equivalent ()							
			Principal Movement	Days	Yield	Adj Yield	Premium/ (Discount)	Interest	Total Cost	
Arkansas State Treasury (Con't)										
Federal Home Loan Mortgage Corporation Invest (Con't)										
585730 - Crews & Associates - Tran Type: FHLMC, Start: October 20, 2015, Maturity: July 16, 2038										
12/16/15	Invest - Bond Coupon Receipt	-8,626,000.00	0.00	0	3.82	3.906	0.00	28,034.50	28,034.50	
1/1/16	Closing Balance	-8,626,000.00	(8,626,000.00)	0	3.82	3.906	(35,467.97)	14,017.25	(21,450.72)	
							3.906	(35,467.97)	65,853.26	30,385.29
585731 - Crews & Associates - Tran Type: FHLMC, Start: October 20, 2015, Maturity: August 16, 2033										
7/1/15	Opening Balance	0.00	0.00	0	0.00	0.000	0.00	0.00	0.00	
10/20/15	Invest - Bond Purchase	-11,590,000.00	(11,590,000.00)	73	3.46	3.539	0.00	(5,034.20)	(5,034.20)	
11/16/15	Invest - Bond Coupon Receipt	-11,590,000.00	0.00	0	3.46	3.539	0.00	33,804.17	33,804.17	
12/16/15	Invest - Bond Coupon Receipt	-11,590,000.00	0.00	0	3.46	3.539	0.00	33,804.17	33,804.17	
1/1/16	Closing Balance	-11,590,000.00	(11,590,000.00)	0	3.46	3.539	(52,612.49)	16,902.08	(35,710.41)	
							3.539	(52,612.49)	79,476.22	26,863.73
585735 - Commerce Bank - Tran Type: FHLMC, Start: October 22, 2015, Maturity: May 15, 2045										
7/1/15	Opening Balance	0.00	0.00	0	0.00	0.000	0.00	0.00	0.00	
10/22/15	Invest - Bond Purchase	-13,110,787.00	(13,110,787.00)	71	4.44	4.543	0.00	(15,093.19)	(15,093.19)	
11/15/15	Invest - Bond Coupon Receipt	-13,110,787.00	0.00	0	4.44	4.543	0.00	49,165.45	49,165.45	
12/15/15	Invest - Bond Coupon Receipt	-13,110,787.00	0.00	0	4.44	4.543	0.00	49,165.45	49,165.45	
1/1/16	Closing Balance	-13,110,787.00	(13,110,787.00)	0	4.44	4.543	(15,473.02)	26,221.57	10,748.55	
							4.543	(15,473.02)	109,459.28	93,986.26
585737 - Commerce Bank - Tran Type: FHLMC, Start: October 23, 2015, Maturity: October 15, 2019										
7/1/15	Opening Balance	0.00	0.00	0	0.00	0.000	0.00	0.00	0.00	
10/23/15	Invest - Bond Purchase	-2,228,000.00	(2,228,000.00)	70	3.83	3.919	0.00	(4,560.77)	(4,560.77)	
11/15/15	Invest - Bond Coupon Receipt	-2,228,000.00	0.00	0	3.83	3.919	0.00	7,426.67	7,426.67	
12/15/15	Invest - Bond Coupon Receipt	-2,228,000.00	0.00	0	3.83	3.919	0.00	7,426.67	7,426.67	
1/1/16	Closing Balance	-2,228,000.00	(2,228,000.00)	0	3.83	3.919	(15,302.58)	3,960.89	(11,341.69)	
							3.919	(15,302.58)	14,253.46	(1,049.12)
585738 - Crews & Associates - Tran Type: FHLMC, Start: October 23, 2015, Maturity: April 16, 2041										
7/1/15	Opening Balance	0.00	0.00	0	0.00	0.000	0.00	0.00	0.00	
10/23/15	Invest - Bond Purchase	-6,000,000.00	(6,000,000.00)	70	3.45	3.524	0.00	(4,489.51)	(4,489.51)	
11/16/15	Invest - Bond Coupon Receipt	-6,000,000.00	0.00	0	3.45	3.524	0.00	17,500.00	17,500.00	
12/16/15	Invest - Bond Coupon Receipt	-6,000,000.00	0.00	0	3.45	3.524	0.00	17,500.00	17,500.00	
1/1/16	Closing Balance	-6,000,000.00	(6,000,000.00)	0	3.45	3.524	(15,731.38)	8,750.00	(6,981.38)	
							3.524	(15,731.38)	39,260.49	23,529.11

Return on Investment - Detail - AST

Between: July 1, 2015 and January 1, 2016

Printed: July 1, 2016 1:05 pm

Cash Flow Date	Transaction Description	Orig Curr Balance	Local Currency Equivalent ()							
			Principal Movement	Days	Yield	Adj Yield	Premium/ (Discount)	Interest	Total Cost	
Arkansas State Treasury (Con't)										
Federal Home Loan Mortgage Corporation Invest (Con't)										
585739 - Crews & Associates - Tran Type: FHLMC, Start: October 23, 2015, Maturity: May 16, 2042										
7/1/15	Opening Balance	0.00	0.00	0	0.00	0.000	0.00	0.00	0.00	0.00
10/23/15	Invest - Bond Purchase	-3,500,000.00	(3,500,000.00)	70	3.26	3.333	0.00	(2,247.76)	(2,247.76)	(2,247.76)
11/16/15	Invest - Bond Coupon Receipt	-3,500,000.00	0.00	0	3.26	3.333	0.00	9,625.00	9,625.00	9,625.00
12/16/15	Invest - Bond Coupon Receipt	-3,500,000.00	0.00	0	3.26	3.333	0.00	9,625.00	9,625.00	9,625.00
1/1/16	Closing Balance	-3,500,000.00	(3,500,000.00)	0	3.26	3.333	(8,078.07)	4,812.50	(3,265.57)	(3,265.57)
						3.333	(8,078.07)	21,814.74	13,736.67	13,736.67
585740 - Crews & Associates - Tran Type: FHLMC, Start: October 26, 2015, Maturity: August 15, 2038										
7/1/15	Opening Balance	0.00	0.00	0	0.00	0.000	0.00	0.00	0.00	0.00
10/26/15	Invest - Bond Purchase	-6,500,000.00	(6,500,000.00)	67	3.30	3.370	0.00	(3,359.42)	(3,359.42)	(3,359.42)
11/15/15	Invest - Bond Coupon Receipt	-6,500,000.00	0.00	0	3.30	3.370	0.00	18,958.33	18,958.33	18,958.33
12/15/15	Invest - Bond Coupon Receipt	-6,500,000.00	0.00	0	3.30	3.370	0.00	18,958.33	18,958.33	18,958.33
1/1/16	Closing Balance	-6,500,000.00	(6,500,000.00)	0	3.30	3.370	(29,334.11)	10,111.11	(19,223.00)	(19,223.00)
						3.370	(29,334.11)	44,668.35	15,334.24	15,334.24
585741 - Institutional Investment Securities - Tran Type: FHLMC, Start: October 22, 2015, Maturity: September 15, 2028										
7/1/15	Opening Balance	0.00	0.00	0	0.00	0.000	0.00	0.00	0.00	0.00
10/22/15	Invest - Bond Purchase	-17,220,600.00	(17,220,600.00)	71	3.68	3.763	0.00	(7,773.48)	(7,773.48)	(7,773.48)
11/15/15	Invest - Bond Coupon Receipt	-17,220,600.00	0.00	0	3.68	3.763	0.00	57,402.00	57,402.00	57,402.00
12/15/15	Invest - Bond Coupon Receipt	-17,220,600.00	0.00	0	3.68	3.763	0.00	57,402.00	57,402.00	57,402.00
1/1/16	Closing Balance	-17,220,600.00	(17,220,600.00)	0	3.68	3.763	(148,915.78)	30,614.40	(118,301.38)	(118,301.38)
						3.763	(148,915.78)	137,644.92	(11,270.86)	(11,270.86)
586150 - Commerce Bank - Tran Type: FHLMC, Start: October 30, 2015, Maturity: November 16, 2044										
7/1/15	Opening Balance	0.00	0.00	0	0.00	0.000	0.00	0.00	0.00	0.00
10/30/15	Invest - Bond Purchase	-3,000,000.00	(3,000,000.00)	63	3.70	3.777	0.00	(6,425.82)	(6,425.82)	(6,425.82)
11/16/15	Invest - Bond Coupon Receipt	-3,000,000.00	0.00	0	3.70	3.777	0.00	9,500.00	9,500.00	9,500.00
12/16/15	Invest - Bond Coupon Receipt	-3,000,000.00	0.00	0	3.70	3.777	0.00	9,500.00	9,500.00	9,500.00
1/1/16	Closing Balance	-3,000,000.00	(3,000,000.00)	0	3.70	3.777	(2,467.88)	4,750.00	2,282.12	2,282.12
						3.777	(2,467.88)	17,324.18	14,856.30	14,856.30
586154 - Crews & Associates - Tran Type: FHLMC, Start: October 28, 2015, Maturity: July 15, 2037										
7/1/15	Opening Balance	0.00	0.00	0	0.00	0.000	0.00	0.00	0.00	0.00
10/28/15	Invest - Bond Purchase	-3,000,000.00	(3,000,000.00)	65	3.84	3.924	0.00	(4,119.37)	(4,119.37)	(4,119.37)
11/15/15	Invest - Bond Coupon Receipt	-3,000,000.00	0.00	0	3.84	3.924	0.00	10,000.00	10,000.00	10,000.00

Return on Investment - Detail - AST

Between: July 1, 2015 and January 1, 2016

Printed: July 1, 2016 1:05 pm

Cash Flow Date	Transaction Description	Orig Curr Balance	Local Currency Equivalent ()							
			Principal Movement	Days	Yield	Adj Yield	Premium/ (Discount)	Interest	Total Cost	
Arkansas State Treasury (Con't)										
Federal Home Loan Mortgage Corporation Invest (Con't)										
586154 - Crews & Associates - Tran Type: FHLMC, Start: October 28, 2015, Maturity: July 15, 2037										
12/15/15	Invest - Bond Coupon Receipt	-3,000,000.00	0.00	0	3.84	3.924	0.00	10,000.00	10,000.00	
1/1/16	Closing Balance	-3,000,000.00	(3,000,000.00)	0	3.84	3.924	(10,174.25)	5,333.33	(4,840.92)	
							3.924	(10,174.25)	21,213.96	11,039.71
586155 - Simmons First Investment Group - Tran Type: FHLMC, Start: October 28, 2015, Maturity: October 15, 2039										
7/1/15	Opening Balance	0.00	0.00	0	0.00	0.000	0.00	0.00	0.00	
10/28/15	Invest - Bond Purchase	-18,671,000.00	(18,671,000.00)	65	3.29	3.363	0.00	(35,830.32)	(35,830.32)	
11/15/15	Invest - Bond Coupon Receipt	-18,671,000.00	0.00	0	3.29	3.363	0.00	54,457.08	54,457.08	
12/15/15	Invest - Bond Coupon Receipt	-18,671,000.00	0.00	0	3.29	3.363	0.00	54,457.08	54,457.08	
1/1/16	Closing Balance	-18,671,000.00	(18,671,000.00)	0	3.29	3.363	(29,368.37)	29,043.78	(324.59)	
							3.363	(29,368.37)	102,127.62	72,759.25
586157 - Crews & Associates - Tran Type: FHLMC, Start: October 30, 2015, Maturity: May 15, 2038										
7/1/15	Opening Balance	0.00	0.00	0	0.00	0.000	0.00	0.00	0.00	
10/30/15	Invest - Bond Purchase	-26,529,473.00	(26,529,473.00)	63	3.84	3.927	0.00	(40,765.83)	(40,765.83)	
11/15/15	Invest - Bond Coupon Receipt	-26,529,473.00	0.00	0	3.84	3.927	0.00	88,431.58	88,431.58	
12/15/15	Invest - Bond Coupon Receipt	-26,529,473.00	0.00	0	3.84	3.927	0.00	88,431.58	88,431.58	
1/1/16	Closing Balance	-26,529,473.00	(26,529,473.00)	0	3.84	3.927	(58,918.98)	47,163.51	(11,755.47)	
							3.927	(58,918.98)	183,260.84	124,341.86
586159 - Crews & Associates - Tran Type: FHLMC, Start: October 28, 2015, Maturity: February 15, 2039										
7/1/15	Opening Balance	0.00	0.00	0	0.00	0.000	0.00	0.00	0.00	
10/28/15	Invest - Bond Purchase	-5,000,000.00	(5,000,000.00)	65	4.40	4.504	0.00	(4,668.41)	(4,668.41)	
11/15/15	Invest - Bond Coupon Receipt	-5,000,000.00	0.00	0	4.40	4.504	0.00	18,750.00	18,750.00	
12/15/15	Invest - Bond Coupon Receipt	-5,000,000.00	0.00	0	4.40	4.504	0.00	18,750.00	18,750.00	
1/1/16	Closing Balance	-5,000,000.00	(5,000,000.00)	0	4.40	4.504	(13,482.45)	10,000.00	(3,482.45)	
							4.504	(13,482.45)	42,831.59	29,349.14
586368 - Morgan Stanley - Tran Type: FHLMC, Start: November 2, 2015, Maturity: February 15, 2018										
7/1/15	Opening Balance	0.00	0.00	0	0.00	0.000	0.00	0.00	0.00	
11/2/15	Invest - Bond Purchase	-19,224,824.00	(19,224,824.00)	60	3.24	3.307	0.00	(295.90)	(295.90)	
11/15/15	Invest - Bond Coupon Receipt	-19,224,824.00	0.00	0	3.24	3.307	0.00	80,103.43	80,103.43	
12/15/15	Invest - Bond Coupon Receipt	-19,224,824.00	0.00	0	3.24	3.307	0.00	80,103.43	80,103.43	
1/1/16	Closing Balance	-19,224,824.00	(19,224,824.00)	0	3.24	3.307	(879,877.93)	42,721.83	(837,156.10)	
							3.307	(879,877.93)	202,632.79	(677,245.14)

Return on Investment - Detail - AST

Between: July 1, 2015 and January 1, 2016

Printed: July 1, 2016 1:05 pm

Cash Flow Date	Transaction Description	Orig Curr Balance	Local Currency Equivalent ()							
			Principal Movement	Days	Yield	Adj Yield	Premium/ (Discount)	Interest	Total Cost	
Arkansas State Treasury (Con't)										
Federal Home Loan Mortgage Corporation Invest (Con't)										
586757 - JP Morgan Chase - Tran Type: FHLMC, Start: November 17, 2015, Maturity: May 15, 2020										
7/1/15	Opening Balance	0.00	0.00	0	0.00	0.000	0.00	0.00	0.00	0.00
11/17/15	Invest - Bond Purchase	-100,000,000.00	(100,000,000.00)	45	6.20	6.374	0.00	(13,407.73)		(13,407.73)
12/15/15	Invest - Bond Coupon Receipt	-100,000,000.00	0.00	0	6.20	6.374	0.00	541,666.67		541,666.67
1/1/16	Closing Balance	-100,000,000.00	(100,000,000.00)	0	6.20	6.374	(1,684,589.58)	288,888.89		(1,395,700.69)
						6.374	(1,684,589.58)	817,147.83		(867,441.75)
587149 - JP Morgan Chase - Tran Type: FHLMC, Start: November 6, 2015, Maturity: February 15, 2039										
7/1/15	Opening Balance	0.00	0.00	0	0.00	0.000	0.00	0.00	0.00	0.00
11/6/15	Invest - Bond Purchase	-15,811,200.00	(15,811,200.00)	56	3.39	3.457	0.00	(3,694.10)		(3,694.10)
11/15/15	Invest - Bond Coupon Receipt	-15,811,200.00	0.00	0	3.39	3.457	0.00	46,116.00		46,116.00
12/15/15	Invest - Bond Coupon Receipt	-15,811,200.00	0.00	0	3.39	3.457	0.00	46,116.00		46,116.00
1/1/16	Closing Balance	-15,811,200.00	(15,811,200.00)	0	3.39	3.457	(32,756.81)	24,595.20		(8,161.61)
						3.457	(32,756.81)	113,133.10		80,376.29
588677 - JP Morgan Chase - Tran Type: FHLMC, Start: November 12, 2015, Maturity: March 15, 2040										
7/1/15	Opening Balance	0.00	0.00	0	0.00	0.000	0.00	0.00	0.00	0.00
11/12/15	Invest - Bond Purchase	-39,675,000.00	(39,675,000.00)	50	3.29	3.356	0.00	(40,763.69)		(40,763.69)
11/15/15	Invest - Bond Coupon Receipt	-39,675,000.00	0.00	0	3.29	3.356	0.00	115,718.75		115,718.75
12/15/15	Invest - Bond Coupon Receipt	-39,675,000.00	0.00	0	3.29	3.356	0.00	115,718.75		115,718.75
1/1/16	Closing Balance	-39,675,000.00	(39,675,000.00)	0	3.29	3.356	(1,101.76)	61,716.67		60,614.91
						3.356	(1,101.76)	252,390.48		251,288.72
589775 - JP Morgan Chase - Tran Type: FHLMC, Start: November 20, 2015, Maturity: August 16, 2033										
7/1/15	Opening Balance	0.00	0.00	0	0.00	0.000	0.00	0.00	0.00	0.00
11/20/15	Invest - Bond Purchase	-2,138,000.00	(2,138,000.00)	42	3.47	3.546	0.00	(923.66)		(923.66)
12/16/15	Invest - Bond Coupon Receipt	-2,138,000.00	0.00	0	3.47	3.546	0.00	6,235.83		6,235.83
1/1/16	Closing Balance	-2,138,000.00	(2,138,000.00)	0	3.47	3.546	(5,653.18)	3,117.92		(2,535.26)
						3.546	(5,653.18)	8,430.09		2,776.91
589969 - Crews & Associates - Tran Type: FHLMC, Start: November 20, 2015, Maturity: April 15, 2043										
7/1/15	Opening Balance	0.00	0.00	0	0.00	0.000	0.00	0.00	0.00	0.00
11/20/15	Invest - Bond Purchase	-15,000,000.00	(15,000,000.00)	42	3.88	3.968	0.00	(17,555.30)		(17,555.30)
12/15/15	Invest - Bond Coupon Receipt	-15,000,000.00	0.00	0	3.88	3.968	0.00	50,000.00		50,000.00
1/1/16	Closing Balance	-15,000,000.00	(15,000,000.00)	0	3.88	3.968	(13,523.91)	26,666.67		13,142.76
						3.968	(13,523.91)	59,111.37		45,587.46

Return on Investment - Detail - AST

Between: July 1, 2015 and January 1, 2016

Printed: July 1, 2016 1:05 pm

Cash Flow Date	Transaction Description	Orig Curr Balance	Local Currency Equivalent ()						
			Principal Movement	Days	Yield	Adj Yield	Premium/ (Discount)	Interest	Total Cost
Arkansas State Treasury (Con't)									
Federal Home Loan Mortgage Corporation Invest (Con't)									
589970 - Commerce Bank - Tran Type: FHLMC, Start: November 23, 2015, Maturity: March 15, 2035									
7/1/15	Opening Balance	0.00	0.00	0	0.00	0.000	0.00	0.00	0.00
11/23/15	Invest - Bond Purchase	-8,675,000.00	(8,675,000.00)	39	5.10	5.224	0.00	(1,759.94)	(1,759.94)
12/15/15	Invest - Bond Coupon Receipt	-8,675,000.00	0.00	0	5.10	5.224	0.00	39,760.42	39,760.42
1/1/16	Closing Balance	-8,675,000.00	(8,675,000.00)	0	5.10	5.224	(30,953.75)	21,205.56	(9,748.19)
						5.224	(30,953.75)	59,206.04	28,252.29
590257 - Crews & Associates - Tran Type: FHLMC, Start: November 18, 2015, Maturity: November 15, 2040									
7/1/15	Opening Balance	0.00	0.00	0	0.00	0.000	0.00	0.00	0.00
11/18/15	Invest - Bond Purchase	-5,000,000.00	(5,000,000.00)	44	4.51	4.621	0.00	(1,621.11)	(1,621.11)
12/15/15	Invest - Bond Coupon Receipt	-5,000,000.00	0.00	0	4.51	4.621	0.00	18,750.00	18,750.00
1/1/16	Closing Balance	-5,000,000.00	(5,000,000.00)	0	4.51	4.621	(12,450.66)	10,000.00	(2,450.66)
						4.621	(12,450.66)	27,128.89	14,678.23
590499 - Multi-Bank SEC, Inc. - Tran Type: FHLMC, Start: November 27, 2015, Maturity: November 15, 2024									
7/1/15	Opening Balance	0.00	0.00	0	0.00	0.000	0.00	0.00	0.00
11/27/15	Invest - Bond Purchase	-13,612,860.00	(13,612,860.00)	35	4.16	4.252	0.00	(27,515.20)	(27,515.20)
12/15/15	Invest - Bond Coupon Receipt	-13,612,860.00	0.00	0	4.16	4.252	0.00	51,048.23	51,048.23
1/1/16	Closing Balance	-13,612,860.00	(13,612,860.00)	0	4.16	4.252	(35,188.33)	27,225.72	(7,962.61)
						4.252	(35,188.33)	50,758.75	15,570.42
590501 - BOA Securities, LLC MM - Tran Type: FHLMC, Start: November 30, 2015, Maturity: November 15, 2045									
7/1/15	Opening Balance	0.00	0.00	0	0.00	0.000	0.00	0.00	0.00
11/30/15	Invest - Bond Purchase	-179,099,000.00	(179,099,000.00)	32	2.94	2.997	0.00	(432,822.58)	(432,822.58)
12/15/15	Invest - Bond Coupon Receipt	-179,099,000.00	0.00	0	2.94	2.997	0.00	447,747.50	447,747.50
1/1/16	Closing Balance	-179,099,000.00	(179,099,000.00)	0	2.94	2.997	6,302.84	238,798.67	245,101.51
						2.997	6,302.84	253,723.59	260,026.43
590933 - BOA Securities, LLC MM - Tran Type: FHLMC, Start: December 1, 2015, Maturity: November 30, 2045									
7/1/15	Opening Balance	0.00	0.00	0	0.00	0.000	0.00	0.00	0.00
12/1/15	Invest - Bond Purchase	-150,000,000.00	(150,000,000.00)	31	2.92	2.979	0.00	0.00	0.00
12/30/15	Invest - Bond Coupon Receipt	-150,000,000.00	0.00	0	2.92	2.979	0.00	375,000.00	375,000.00
1/1/16	Closing Balance	-150,000,000.00	(150,000,000.00)	0	2.92	2.979	6,494.01	12,500.00	18,994.01
						2.979	6,494.01	387,500.00	393,994.01
592639 - Crews & Associates - Tran Type: FHLMC, Start: December 9, 2015, Maturity: December 15, 2043									
7/1/15	Opening Balance	0.00	0.00	0	0.00	0.000	0.00	0.00	0.00

Return on Investment - Detail - AST

Between: July 1, 2015 and January 1, 2016

Printed: July 1, 2016 1:05 pm

Cash Flow Date	Transaction Description	Orig Curr Balance	Local Currency Equivalent ()						
			Principal Movement	Days	Yield	Adj Yield	Premium/ (Discount)	Interest	Total Cost
Arkansas State Treasury (Con't)									
Federal Home Loan Mortgage Corporation Invest (Con't)									
592639 - Crews & Associates - Tran Type: FHLMC, Start: December 9, 2015, Maturity: December 15, 2043									
12/9/15	Invest - Bond Purchase	-20,000,000.00	(20,000,000.00)	23	3.90	3.992	0.00	(10,519.19)	(10,519.19)
12/15/15	Invest - Bond Coupon Receipt	-20,000,000.00	0.00	0	3.90	3.992	0.00	66,666.67	66,666.67
1/1/16	Closing Balance	-20,000,000.00	(20,000,000.00)	0	3.90	3.992	(7,777.98)	35,555.56	27,777.58
						3.992	(7,777.98)	91,703.04	83,925.06
593052 - Commerce Bank - Tran Type: FHLMC, Start: December 9, 2015, Maturity: March 15, 2044									
7/1/15	Opening Balance	0.00	0.00	0	0.00	0.000	0.00	0.00	0.00
12/9/15	Invest - Bond Purchase	-14,205,000.00	(14,205,000.00)	23	4.36	4.462	0.00	(8,986.14)	(8,986.14)
12/15/15	Invest - Bond Coupon Receipt	-14,205,000.00	0.00	0	4.36	4.462	0.00	53,268.75	53,268.75
1/1/16	Closing Balance	-14,205,000.00	(14,205,000.00)	0	4.36	4.462	(882.90)	28,410.00	27,527.10
						4.462	(882.90)	72,692.61	71,809.71
593057 - Commerce Bank - Tran Type: FHLMC, Start: November 4, 2015, Maturity: June 15, 2029									
7/1/15	Opening Balance	0.00	0.00	0	0.00	0.000	0.00	0.00	0.00
11/4/15	Invest - Bond Purchase	-3,600,000.00	(3,600,000.00)	58	4.71	4.827	0.00	(978.83)	(978.83)
11/15/15	Invest - Bond Coupon Receipt	-3,600,000.00	0.00	0	4.71	4.827	0.00	15,000.00	15,000.00
12/15/15	Invest - Bond Coupon Receipt	-3,600,000.00	0.00	0	4.71	4.827	0.00	15,000.00	15,000.00
1/1/16	Closing Balance	-3,600,000.00	(3,600,000.00)	0	4.71	4.827	(11,748.30)	8,000.00	(3,748.30)
						4.827	(11,748.30)	37,021.17	25,272.87
593058 - Commerce Bank - Tran Type: FHLMC, Start: November 4, 2015, Maturity: October 15, 2035									
7/1/15	Opening Balance	0.00	0.00	0	0.00	0.000	0.00	0.00	0.00
11/4/15	Invest - Bond Purchase	-14,357,329.00	(14,357,329.00)	58	5.07	5.194	0.00	(4,416.61)	(4,416.61)
11/15/15	Invest - Bond Coupon Receipt	-14,357,329.00	0.00	0	5.07	5.194	0.00	65,804.42	65,804.42
12/15/15	Invest - Bond Coupon Receipt	-14,357,329.00	0.00	0	5.07	5.194	0.00	65,804.42	65,804.42
1/1/16	Closing Balance	-14,357,329.00	(14,357,329.00)	0	5.07	5.194	(28,856.16)	35,095.69	6,239.53
						5.194	(28,856.16)	162,287.92	133,431.76
593059 - Commerce Bank - Tran Type: FHLMC, Start: November 5, 2015, Maturity: April 15, 2036									
7/1/15	Opening Balance	0.00	0.00	0	0.00	0.000	0.00	0.00	0.00
11/5/15	Invest - Bond Purchase	-13,500,000.00	(13,500,000.00)	57	4.78	4.895	0.00	(1,237.33)	(1,237.33)
11/15/15	Invest - Bond Coupon Receipt	-13,500,000.00	0.00	0	4.78	4.895	0.00	56,250.00	56,250.00
12/15/15	Invest - Bond Coupon Receipt	-13,500,000.00	0.00	0	4.78	4.895	0.00	56,250.00	56,250.00
1/1/16	Closing Balance	-13,500,000.00	(13,500,000.00)	0	4.78	4.895	(61,341.14)	30,000.00	(31,341.14)
						4.895	(61,341.14)	141,262.67	79,921.53

Return on Investment - Detail - AST

Between: July 1, 2015 and January 1, 2016

Printed: July 1, 2016 1:05 pm

Cash Flow Date	Transaction Description	Orig Curr Balance	Local Currency Equivalent ()							
			Principal Movement	Days	Yield	Adj Yield	Premium/ (Discount)	Interest	Total Cost	
Arkansas State Treasury (Con't)										
Federal Home Loan Mortgage Corporation Invest (Con't)										
593060 - Commerce Bank - Tran Type: FHLMC, Start: November 6, 2015, Maturity: March 15, 2020										
7/1/15	Opening Balance	0.00	0.00	0	0.00	0.000	0.00	0.00	0.00	0.00
11/6/15	Invest - Bond Purchase	-1,617,000.00	(1,617,000.00)	56	3.79	3.873	0.00	(714.46)	(714.46)	(714.46)
11/15/15	Invest - Bond Coupon Receipt	-1,617,000.00	0.00	0	3.79	3.873	0.00	5,390.00	5,390.00	5,390.00
12/15/15	Invest - Bond Coupon Receipt	-1,617,000.00	0.00	0	3.79	3.873	0.00	5,390.00	5,390.00	5,390.00
1/1/16	Closing Balance	-1,617,000.00	(1,617,000.00)	0	3.79	3.873	(10,129.21)	2,874.67	(7,254.54)	(7,254.54)
			3.873	(10,129.21)	12,940.21	2,811.00				
593061 - Commerce Bank - Tran Type: FHLMC, Start: November 6, 2015, Maturity: December 15, 2020										
7/1/15	Opening Balance	0.00	0.00	0	0.00	0.000	0.00	0.00	0.00	0.00
11/6/15	Invest - Bond Purchase	-1,486,000.00	(1,486,000.00)	56	3.41	3.486	0.00	(651.06)	(651.06)	(651.06)
11/15/15	Invest - Bond Coupon Receipt	-1,486,000.00	0.00	0	3.41	3.486	0.00	4,334.17	4,334.17	4,334.17
12/15/15	Invest - Bond Coupon Receipt	-1,486,000.00	0.00	0	3.41	3.486	0.00	4,334.17	4,334.17	4,334.17
1/1/16	Closing Balance	-1,486,000.00	(1,486,000.00)	0	3.41	3.486	(8,306.19)	2,311.56	(5,994.63)	(5,994.63)
			3.486	(8,306.19)	10,328.84	2,022.65				
593063 - Commerce Bank - Tran Type: FHLMC, Start: November 5, 2015, Maturity: October 16, 2037										
7/1/15	Opening Balance	0.00	0.00	0	0.00	0.000	0.00	0.00	0.00	0.00
11/5/15	Invest - Bond Purchase	-3,000,000.00	(3,000,000.00)	57	3.53	3.605	0.00	(465.04)	(465.04)	(465.04)
11/16/15	Invest - Bond Coupon Receipt	-3,000,000.00	0.00	0	3.53	3.605	0.00	9,000.00	9,000.00	9,000.00
12/16/15	Invest - Bond Coupon Receipt	-3,000,000.00	0.00	0	3.53	3.605	0.00	9,000.00	9,000.00	9,000.00
1/1/16	Closing Balance	-3,000,000.00	(3,000,000.00)	0	3.53	3.605	(6,408.98)	4,500.00	(1,908.98)	(1,908.98)
			3.605	(6,408.98)	22,034.96	15,625.98				
593068 - Commerce Bank - Tran Type: FHLMC, Start: November 9, 2015, Maturity: June 20, 2043										
7/1/15	Opening Balance	0.00	0.00	0	0.00	0.000	0.00	0.00	0.00	0.00
11/9/15	Invest - Bond Purchase	-12,931,000.00	(12,931,000.00)	53	3.49	3.564	0.00	(3,222.37)	(3,222.37)	(3,222.37)
11/20/15	Invest - Bond Coupon Receipt	-12,931,000.00	0.00	0	3.49	3.564	0.00	37,715.42	37,715.42	37,715.42
12/20/15	Invest - Bond Coupon Receipt	-12,931,000.00	0.00	0	3.49	3.564	0.00	37,715.42	37,715.42	37,715.42
1/1/16	Closing Balance	-12,931,000.00	(12,931,000.00)	0	3.49	3.564	(34,597.79)	13,828.99	(20,768.80)	(20,768.80)
			3.564	(34,597.79)	86,037.46	51,439.67				
593069 - Morgan Stanley - Tran Type: FHLMC, Start: November 19, 2015, Maturity: June 20, 2041										
7/1/15	Opening Balance	0.00	0.00	0	0.00	0.000	0.00	0.00	0.00	0.00
11/19/15	Invest - Bond Purchase	-2,500,000.00	(2,500,000.00)	43	3.91	3.994	0.00	(786.85)	(786.85)	(786.85)
11/20/15	Invest - Bond Coupon Receipt	-2,500,000.00	0.00	0	3.91	3.994	0.00	8,333.33	8,333.33	8,333.33

Return on Investment - Detail - AST

Between: July 1, 2015 and January 1, 2016

Printed: July 1, 2016 1:05 pm

Cash Flow Date	Transaction Description	Orig Curr Balance	Local Currency Equivalent ()							
			Principal Movement	Days	Yield	Adj Yield	Premium/ (Discount)	Interest	Total Cost	
Arkansas State Treasury (Con't)										
Federal Home Loan Mortgage Corporation Invest (Con't)										
593069 - Morgan Stanley - Tran Type: FHLMC, Start: November 19, 2015, Maturity: June 20, 2041										
12/20/15	Invest - Bond Coupon Receipt	-2,500,000.00	0.00	0	3.91	3.994	0.00	8,333.33	8,333.33	
1/1/16	Closing Balance	-2,500,000.00	(2,500,000.00)	0	3.91	3.994	(6,531.79)	3,055.56	(3,476.23)	
						3.994	(6,531.79)	18,935.37	12,403.58	
593071 - JP Morgan Chase - Tran Type: FHLMC, Start: November 6, 2015, Maturity: February 15, 2039										
7/1/15	Opening Balance	0.00	0.00	0	0.00	0.000	0.00	0.00	0.00	
11/6/15	Invest - Bond Purchase	-15,811,200.00	(15,811,200.00)	56	3.39	3.457	0.00	(3,643.65)	(3,643.65)	
11/15/15	Invest - Bond Coupon Receipt	-15,811,200.00	0.00	0	3.39	3.457	0.00	46,116.00	46,116.00	
12/15/15	Invest - Bond Coupon Receipt	-15,811,200.00	0.00	0	3.39	3.457	0.00	46,116.00	46,116.00	
1/1/16	Closing Balance	-15,811,200.00	(15,811,200.00)	0	3.39	3.457	(33,388.20)	24,595.20	(8,793.00)	
						3.457	(33,388.20)	113,183.55	79,795.35	
593225 - Crews & Associates - Tran Type: FHLMC, Start: November 2, 2015, Maturity: May 15, 2021										
7/1/15	Opening Balance	0.00	0.00	0	0.00	0.000	0.00	0.00	0.00	
11/2/15	Invest - Bond Purchase	-3,382,130.00	(3,382,130.00)	60	5.29	5.425	0.00	(117.85)	(117.85)	
11/15/15	Invest - Bond Coupon Receipt	-3,382,130.00	0.00	0	5.29	5.425	0.00	15,501.43	15,501.43	
12/15/15	Invest - Bond Coupon Receipt	-3,382,130.00	0.00	0	5.29	5.425	0.00	15,501.43	15,501.43	
1/1/16	Closing Balance	-3,382,130.00	(3,382,130.00)	0	5.29	5.425	(55,520.59)	8,267.43	(47,253.16)	
						5.425	(55,520.59)	39,152.44	(16,368.15)	
593226 - Morgan Stanley - Tran Type: FHLMC, Start: November 2, 2015, Maturity: February 15, 2018										
7/1/15	Opening Balance	0.00	0.00	0	0.00	0.000	0.00	0.00	0.00	
11/2/15	Invest - Bond Purchase	-19,224,824.00	(19,224,824.00)	60	3.24	3.307	0.00	(279.37)	(279.37)	
11/15/15	Invest - Bond Coupon Receipt	-19,224,824.00	0.00	0	3.24	3.307	0.00	80,103.43	80,103.43	
12/15/15	Invest - Bond Coupon Receipt	-19,224,824.00	0.00	0	3.24	3.307	0.00	80,103.43	80,103.43	
1/1/16	Closing Balance	-19,224,824.00	(19,224,824.00)	0	3.24	3.307	(884,714.20)	42,721.83	(841,992.37)	
						3.307	(884,714.20)	202,649.32	(682,064.88)	
593770 - Crews & Associates - Tran Type: FHLMC, Start: November 25, 2015, Maturity: October 15, 2035										
7/1/15	Opening Balance	0.00	0.00	0	0.00	0.000	0.00	0.00	0.00	
11/25/15	Invest - Bond Purchase	-1,420,000.00	(1,420,000.00)	37	5.09	5.214	0.00	(3,494.57)	(3,494.57)	
12/15/15	Invest - Bond Coupon Receipt	-1,420,000.00	0.00	0	5.09	5.214	0.00	6,508.33	6,508.33	
1/1/16	Closing Balance	-1,420,000.00	(1,420,000.00)	0	5.09	5.214	(1,816.21)	3,471.11	1,654.90	
						5.214	(1,816.21)	6,484.87	4,668.66	
593772 - Crews & Associates - Tran Type: FHLMC, Start: November 25, 2015, Maturity: December 20, 2042										

Return on Investment - Detail - AST

Between: July 1, 2015 and January 1, 2016

Printed: July 1, 2016 1:05 pm

Cash Flow Date	Transaction Description	Orig Curr Balance	Local Currency Equivalent ()						
			Principal Movement	Days	Yield	Adj Yield	Premium/ (Discount)	Interest	Total Cost
Arkansas State Treasury (Con't)									
Federal Home Loan Mortgage Corporation Invest (Con't)									
593772 - Crews & Associates - Tran Type: FHLMC, Start: November 25, 2015, Maturity: December 20, 2042									
7/1/15	Opening Balance	0.00	0.00	0	0.00	0.000	0.00	0.00	0.00
11/25/15	Invest - Bond Purchase	-2,000,000.00	(2,000,000.00)	37	3.45	3.527	0.00	(1,594.42)	(1,594.42)
12/20/15	Invest - Bond Coupon Receipt	-2,000,000.00	0.00	0	3.45	3.527	0.00	5,833.33	5,833.33
1/1/16	Closing Balance	-2,000,000.00	(2,000,000.00)	0	3.45	3.527	(3,040.94)	2,138.89	(902.05)
						3.527	(3,040.94)	6,377.80	3,336.86
594662 - Crews & Associates - Tran Type: FHLMC, Start: December 15, 2015, Maturity: December 15, 2045									
7/1/15	Opening Balance	0.00	0.00	0	0.00	0.000	0.00	0.00	0.00
12/15/15	Invest - Bond Purchase	-88,500,000.00	(88,500,000.00)	17	3.93	4.022	0.00	(103,250.00)	(103,250.00)
1/1/16	Closing Balance	-88,500,000.00	(88,500,000.00)	0	3.93	4.022	1,485.56	157,333.33	158,818.89
						4.022	1,485.56	54,083.33	55,568.89
594663 - Nomura Securities International, Inc. - Tran Type: FHLMC, Start: December 15, 2015, Maturity: December 15, 2045									
7/1/15	Opening Balance	0.00	0.00	0	0.00	0.000	0.00	0.00	0.00
12/15/15	Invest - Bond Purchase	-156,220,000.00	(156,220,000.00)	17	3.93	4.022	0.00	(182,256.67)	(182,256.67)
1/1/16	Closing Balance	-156,220,000.00	(156,220,000.00)	0	3.93	4.022	2,622.30	277,724.44	280,346.74
						4.022	2,622.30	95,467.77	98,090.07
594664 - BOA Securities, LLC MM - Tran Type: FHLMC, Start: December 15, 2015, Maturity: December 15, 2045									
7/1/15	Opening Balance	0.00	0.00	0	0.00	0.000	0.00	0.00	0.00
12/15/15	Invest - Bond Purchase	-57,774,000.00	(57,774,000.00)	17	4.38	4.478	0.00	(67,403.00)	(67,403.00)
1/1/16	Closing Balance	-57,774,000.00	(57,774,000.00)	0	4.38	4.478	1,722.19	115,548.00	117,270.19
						4.478	1,722.19	48,145.00	49,867.19
594665 - BOA Securities, LLC MM - Tran Type: FHLMC, Start: December 15, 2015, Maturity: December 15, 2045									
7/1/15	Opening Balance	0.00	0.00	0	0.00	0.000	0.00	0.00	0.00
12/15/15	Invest - Bond Purchase	-51,745,000.00	(51,745,000.00)	17	4.38	4.480	0.00	(60,369.17)	(60,369.17)
1/1/16	Closing Balance	-51,745,000.00	(51,745,000.00)	0	4.38	4.480	1,519.33	103,490.00	105,009.33
						4.480	1,519.33	43,120.83	44,640.16
594667 - BOA Securities, LLC MM - Tran Type: FHLMC, Start: December 21, 2015, Maturity: September 20, 2035									
7/1/15	Opening Balance	0.00	0.00	0	0.00	0.000	0.00	0.00	0.00
12/21/15	Invest - Bond Purchase	-31,627,798.00	(31,627,798.00)	11	4.49	4.599	0.00	(1,546.34)	(1,546.34)
1/1/16	Closing Balance	-31,627,798.00	(31,627,798.00)	0	4.49	4.599	(29,629.22)	43,488.22	13,859.00
						4.599	(29,629.22)	41,941.88	12,312.66
595905 - Morgan Stanley & Co. LLC - Tran Type: FHLMC, Start: December 9, 2015, Maturity: September 16, 2040									

Return on Investment - Detail - AST

Between: July 1, 2015 and January 1, 2016

Printed: July 1, 2016 1:05 pm

Cash Flow Date	Transaction Description	Orig Curr Balance	Local Currency Equivalent ()						
			Principal Movement	Days	Yield	Adj Yield	Premium/ (Discount)	Interest	Total Cost
Arkansas State Treasury (Con't)									
Federal Home Loan Mortgage Corporation Invest (Con't)									
595905 - Morgan Stanley & Co. LLC - Tran Type: FHLMC, Start: December 9, 2015, Maturity: September 16, 2040									
7/1/15	Opening Balance	0.00	0.00	0	0.00	0.000	0.00	0.00	0.00
12/9/15	Invest - Bond Purchase	-2,000,000.00	(2,000,000.00)	23	4.33	4.434	0.00	(450.69)	(450.69)
12/16/15	Invest - Bond Coupon Receipt	-2,000,000.00	0.00	0	4.33	4.434	0.00	7,500.00	7,500.00
1/1/16	Closing Balance	-2,000,000.00	(2,000,000.00)	0	4.33	4.434	(2,446.90)	3,750.00	1,303.10
			4.434	(2,446.90)	10,799.31	8,352.41			
595907 - Commerce Bank - Tran Type: FHLMC, Start: December 8, 2015, Maturity: November 15, 2038									
7/1/15	Opening Balance	0.00	0.00	0	0.00	0.000	0.00	0.00	0.00
12/8/15	Invest - Bond Purchase	-35,088,000.00	(35,088,000.00)	24	5.41	5.545	0.00	(954.05)	(954.05)
12/15/15	Invest - Bond Coupon Receipt	-35,088,000.00	0.00	0	5.41	5.545	0.00	160,820.00	160,820.00
1/1/16	Closing Balance	-35,088,000.00	(35,088,000.00)	0	5.41	5.545	(65,304.89)	85,770.67	20,465.78
			5.545	(65,304.89)	245,636.62	180,331.73			
595908 - Crews & Associates - Tran Type: FHLMC, Start: December 9, 2015, Maturity: August 15, 2025									
7/1/15	Opening Balance	0.00	0.00	0	0.00	0.000	0.00	0.00	0.00
12/9/15	Invest - Bond Purchase	-19,245,655.00	(19,245,655.00)	23	2.88	2.934	0.00	(3,649.48)	(3,649.48)
12/15/15	Invest - Bond Coupon Receipt	-19,245,655.00	0.00	0	2.88	2.934	0.00	56,133.16	56,133.16
1/1/16	Closing Balance	-19,245,655.00	(19,245,655.00)	0	2.88	2.934	(73,808.59)	29,937.69	(43,870.90)
			2.934	(73,808.59)	82,421.37	8,612.78			
Federal Home Loan Mortgage Corporation						3.473	(6,591,959.26)	14,137,344.28	7,545,385.02
Federal National Mortgage Association Invest									
427238 - St. Bernard Financial - Tran Type: FNMA, Start: August 15, 2012, Maturity: August 17, 2015									
7/1/15	Opening Balance	-50,000,000.00	(50,000,000.00)	47	1.01	1.024	0.00	(189,723.76)	(189,723.76)
8/15/15	Invest - Bond Coupon Receipt	-50,000,000.00	0.00	0	1.01	1.024	0.00	252,500.00	252,500.00
8/17/15	Invest - Bond Sale	0.00	50,000,000.00	0	1.01	1.024	0.00	2,805.56	2,805.56
1/1/16	Closing Balance	0.00	0.00	0	1.01	1.010	0.00	0.00	0.00
			1.024	0.00	65,581.80	65,581.80			
427239 - St. Bernard Financial - Tran Type: FNMA, Start: August 15, 2012, Maturity: August 17, 2015									
7/1/15	Opening Balance	-50,000,000.00	(50,000,000.00)	47	1.01	1.024	0.00	(189,723.76)	(189,723.76)
8/15/15	Invest - Bond Coupon Receipt	-50,000,000.00	0.00	0	1.01	1.024	0.00	252,500.00	252,500.00
8/17/15	Invest - Bond Sale	0.00	50,000,000.00	0	1.01	1.024	0.00	2,805.56	2,805.56
1/1/16	Closing Balance	0.00	0.00	0	1.01	1.010	0.00	0.00	0.00

Return on Investment - Detail - AST

Between: July 1, 2015 and January 1, 2016

Printed: July 1, 2016 1:05 pm

Cash Flow Date	Transaction Description	Orig Curr Balance	Local Currency Equivalent ()							
			Principal Movement	Days	Yield	Adj Yield	Premium/ (Discount)	Interest	Total Cost	
Arkansas State Treasury (Con't)										
Federal National Mortgage Association Invest (Con't)										
433458 - Morgan Stanley - Tran Type: FNMA, Start: September 27, 2012, Maturity: December 11, 2015										
7/1/15	Opening Balance	-25,000,000.00	(25,000,000.00)	163	1.07	1.085	0.00	(69,782.61)	(69,782.61)	
9/27/15	Invest - Bond Coupon Receipt	-25,000,000.00	0.00	0	1.07	1.085	0.00	133,750.00	133,750.00	
12/11/15	Invest - Bond Sale	0.00	25,000,000.00	0	1.07	1.085	0.00	55,729.17	55,729.17	
1/1/16	Closing Balance	0.00	0.00	0	1.07	1.070	0.00	0.00	0.00	
						1.024	0.00	65,581.80	65,581.80	
433459 - St. Bernard Financial - Tran Type: FNMA, Start: September 27, 2012, Maturity: December 11, 2015										
7/1/15	Opening Balance	-25,000,000.00	(25,000,000.00)	163	1.02	1.034	0.00	(66,521.74)	(66,521.74)	
9/27/15	Invest - Bond Coupon Receipt	-25,000,000.00	0.00	0	1.02	1.034	0.00	127,500.00	127,500.00	
12/11/15	Invest - Bond Sale	0.00	25,000,000.00	0	1.02	1.034	0.00	53,125.00	53,125.00	
1/1/16	Closing Balance	0.00	0.00	0	1.02	1.020	0.00	0.00	0.00	
						1.085	0.00	119,696.56	119,696.56	
433460 - St. Bernard Financial - Tran Type: FNMA, Start: September 27, 2012, Maturity: December 11, 2015										
7/1/15	Opening Balance	-25,000,000.00	(25,000,000.00)	163	1.02	1.034	0.00	(66,521.74)	(66,521.74)	
9/27/15	Invest - Bond Coupon Receipt	-25,000,000.00	0.00	0	1.02	1.034	0.00	127,500.00	127,500.00	
12/11/15	Invest - Bond Sale	0.00	25,000,000.00	0	1.02	1.034	0.00	53,125.00	53,125.00	
1/1/16	Closing Balance	0.00	0.00	0	1.02	1.020	0.00	0.00	0.00	
						1.034	0.00	114,103.26	114,103.26	
433461 - St. Bernard Financial - Tran Type: FNMA, Start: September 27, 2012, Maturity: December 11, 2015										
7/1/15	Opening Balance	-25,000,000.00	(25,000,000.00)	163	1.00	1.014	0.00	(65,217.39)	(65,217.39)	
9/27/15	Invest - Bond Coupon Receipt	-25,000,000.00	0.00	0	1.00	1.014	0.00	125,000.00	125,000.00	
12/11/15	Invest - Bond Sale	0.00	25,000,000.00	0	1.00	1.014	0.00	52,083.33	52,083.33	
1/1/16	Closing Balance	0.00	0.00	0	1.00	1.000	0.00	0.00	0.00	
						1.034	0.00	114,103.26	114,103.26	
441643 - Simmons First Investment Group - Tran Type: FNMA, Start: November 29, 2012, Maturity: December 11, 2015										
7/1/15	Opening Balance	-15,000,000.00	(15,000,000.00)	163	1.03	1.044	0.00	(13,854.62)	(13,854.62)	
11/29/15	Invest - Bond Coupon Receipt	-15,000,000.00	0.00	0	1.03	1.044	0.00	77,250.00	77,250.00	
12/11/15	Invest - Bond Sale	0.00	15,000,000.00	0	1.03	1.044	0.00	5,150.00	5,150.00	
1/1/16	Closing Balance	0.00	0.00	0	1.03	1.030	0.00	0.00	0.00	
						1.014	0.00	111,865.94	111,865.94	
449391 - Simmons First Investment Group - Tran Type: FNMA, Start: January 30, 2013, Maturity: December 11, 2015										
						1.044	0.00	68,545.38	68,545.38	

Return on Investment - Detail - AST

Between: July 1, 2015 and January 1, 2016

Printed: July 1, 2016 1:05 pm

Cash Flow Date	Transaction Description	Orig Curr Balance	Local Currency Equivalent ()							
			Principal Movement	Days	Yield	Adj Yield	Premium/ (Discount)	Interest	Total Cost	
Arkansas State Treasury (Con't)										
Federal National Mortgage Association Invest (Con't)										
449391 - Simmons First Investment Group - Tran Type: FNMA, Start: January 30, 2013, Maturity: December 11, 2015										
7/1/15	Opening Balance	-25,000,000.00	(25,000,000.00)	163	1.03	1.044	0.00	(108,121.55)	(108,121.55)	
7/30/15	Invest - Bond Coupon Receipt	-25,000,000.00	0.00	0	1.03	1.044	0.00	128,750.00	128,750.00	
12/11/15	Invest - Bond Sale	0.00	25,000,000.00	0	1.03	1.044	0.00	95,847.22	95,847.22	
1/1/16	Closing Balance	0.00	0.00	0	1.03	1.030	0.00	0.00	0.00	
							1.044	0.00	116,475.67	116,475.67
449392 - First National Bankers Bank-Arkansas Region - Tran Type: FNMA, Start: January 30, 2013, Maturity: December 15, 2015										
7/1/15	Opening Balance	-6,000,000.00	(6,000,000.00)	167	1.02	1.034	0.00	(25,697.24)	(25,697.24)	
7/30/15	Invest - Bond Coupon Receipt	-6,000,000.00	0.00	0	1.02	1.034	0.00	30,600.00	30,600.00	
12/15/15	Invest - Bond Sale	0.00	6,000,000.00	0	1.02	1.034	0.00	23,460.00	23,460.00	
1/1/16	Closing Balance	0.00	0.00	0	1.02	1.020	0.00	0.00	0.00	
							1.034	0.00	28,362.76	28,362.76
449612 - Bank of Oklahoma Investments - Tran Type: FNMA, Start: January 30, 2013, Maturity: October 30, 2015										
7/1/15	Opening Balance	-11,200,000.00	(11,200,000.00)	121	1.05	1.065	0.00	(49,379.01)	(49,379.01)	
7/30/15	Invest - Bond Coupon Receipt	-11,200,000.00	0.00	0	1.05	1.065	0.00	58,800.00	58,800.00	
10/30/15	Invest - Bond Sale	0.00	11,200,000.00	0	1.05	1.065	0.00	30,053.33	30,053.33	
1/1/16	Closing Balance	0.00	0.00	0	1.05	1.050	0.00	0.00	0.00	
							1.065	0.00	39,474.32	39,474.32
454565 - Institutional Investment Securities - Tran Type: FNMA, Start: March 7, 2013, Maturity: December 15, 2015										
7/1/15	Opening Balance	-10,000,000.00	(10,000,000.00)	167	1.02	1.034	0.00	(43,066.67)	(43,066.67)	
7/30/15	Invest - Bond Coupon Receipt	-10,000,000.00	0.00	0	1.02	1.034	0.00	51,000.00	51,000.00	
12/15/15	Invest - Bond Sale	0.00	10,000,000.00	0	1.02	1.034	0.00	39,100.00	39,100.00	
1/1/16	Closing Balance	0.00	0.00	0	1.02	1.020	0.00	0.00	0.00	
							1.034	0.00	47,033.33	47,033.33
455776 - Vining Sparks - Tran Type: FNMA, Start: March 20, 2013, Maturity: December 11, 2015										
7/1/15	Opening Balance	-20,000,000.00	(20,000,000.00)	163	1.13	1.143	899.21	(63,125.00)	(62,225.79)	
9/20/15	Invest - Bond Coupon Receipt	-20,000,000.00	0.00	0	1.13	1.143	0.00	112,500.00	112,500.00	
12/11/15	Invest - Bond Sale	0.00	20,000,000.00	0	1.13	1.143	0.00	50,625.00	50,625.00	
1/1/16	Closing Balance	0.00	0.00	0	1.13	1.127	0.00	0.00	0.00	
							1.143	899.21	100,000.00	100,899.21
457434 - First National Bankers Bank-Arkansas Region - Tran Type: FNMA, Start: March 27, 2013, Maturity: December 15, 2015										
7/1/15	Opening Balance	-2,000,000.00	(2,000,000.00)	167	1.06	1.075	445.72	(5,483.33)	(5,037.61)	

Return on Investment - Detail - AST

Between: July 1, 2015 and January 1, 2016

Printed: July 1, 2016 1:05 pm

Cash Flow Date	Transaction Description	Orig Curr Balance	Local Currency Equivalent ()							
			Principal Movement	Days	Yield	Adj Yield	Premium/ (Discount)	Interest	Total Cost	
Arkansas State Treasury (Con't)										
Federal National Mortgage Association Invest (Con't)										
457434 - First National Bankers Bank-Arkansas Region - Tran Type: FNMA, Start: March 27, 2013, Maturity: December 15, 2015										
9/27/15	Invest - Bond Coupon Receipt	-2,000,000.00	0.00	0	1.06	1.075	0.00	10,500.00	10,500.00	
12/15/15	Invest - Bond Sale	0.00	2,000,000.00	0	1.06	1.075	0.00	4,550.00	4,550.00	
1/1/16	Closing Balance	0.00	0.00	0	1.06	1.060	0.00	0.00	0.00	
						1.075	445.72	9,566.67	10,012.39	
459533 - UBS - Tran Type: FNMA, Start: April 11, 2013, Maturity: August 28, 2015										
7/1/15	Opening Balance	-5,000,000.00	(5,000,000.00)	58	0.80	0.811	0.00	(8,888.89)	(8,888.89)	
8/28/15	Invest - Bond Sale	0.00	5,000,000.00	0	0.80	0.811	0.00	15,222.22	15,222.22	
1/1/16	Closing Balance	0.00	0.00	0	0.80	0.800	0.00	0.00	0.00	
						0.811	0.00	6,333.33	6,333.33	
464891 - UBS - Tran Type: FNMA, Start: May 17, 2013, Maturity: November 9, 2015										
7/1/15	Opening Balance	-4,650,000.00	(4,650,000.00)	131	0.75	0.760	0.00	(5,134.38)	(5,134.38)	
11/8/15	Invest - Bond Coupon Receipt	-4,650,000.00	0.00	0	0.75	0.760	0.00	17,437.50	17,437.50	
11/9/15	Invest - Bond Sale	0.00	4,650,000.00	0	0.75	0.760	0.00	96.88	96.88	
1/1/16	Closing Balance	0.00	0.00	0	0.75	0.750	0.00	0.00	0.00	
						0.760	0.00	12,400.00	12,400.00	
465486 - Raymond James & Associates, Inc. - Tran Type: FNMA, Start: May 22, 2013, Maturity: August 17, 2015										
7/1/15	Opening Balance	-2,000,000.00	(2,000,000.00)	47	0.52	0.527	0.00	(1,130.43)	(1,130.43)	
8/17/15	Invest - Bond Sale	0.00	2,000,000.00	0	0.52	0.527	0.00	2,513.33	2,513.33	
1/1/16	Closing Balance	0.00	0.00	0	0.52	0.520	0.00	0.00	0.00	
						0.527	0.00	1,382.90	1,382.90	
466099 - First National Bankers Bank-Arkansas Region - Tran Type: FNMA, Start: May 28, 2013, Maturity: August 20, 2015										
7/1/15	Opening Balance	-13,450,000.00	(13,450,000.00)	50	0.82	0.828	1,103.58	(9,941.30)	(8,837.72)	
8/20/15	Invest - Bond Sale	0.00	13,450,000.00	0	0.82	0.828	1,103.58	25,106.67	26,210.25	
1/1/16	Closing Balance	0.00	0.00	0	0.82	0.817	0.00	0.00	0.00	
						0.828	2,207.16	15,165.37	17,372.53	
466100 - First National Bankers Bank-Arkansas Region - Tran Type: FNMA, Start: May 28, 2013, Maturity: October 16, 2015										
7/1/15	Opening Balance	-10,000,000.00	(10,000,000.00)	107	0.76	0.773	579.45	(25,483.43)	(24,903.98)	
8/28/15	Invest - Bond Coupon Receipt	-10,000,000.00	0.00	0	0.76	0.773	0.00	37,500.00	37,500.00	
10/16/15	Invest - Bond Sale	0.00	10,000,000.00	0	0.76	0.773	0.00	10,208.33	10,208.33	
1/1/16	Closing Balance	0.00	0.00	0	0.76	0.762	0.00	0.00	0.00	
						0.773	579.45	22,224.90	22,804.35	

Return on Investment - Detail - AST

Between: July 1, 2015 and January 1, 2016

Printed: July 1, 2016 1:05 pm

Cash Flow Date	Transaction Description	Orig Curr Balance	Local Currency Equivalent ()							
			Principal Movement	Days	Yield	Adj Yield	Premium/ (Discount)	Interest	Total Cost	
Arkansas State Treasury (Con't)										
Federal National Mortgage Association Invest (Con't)										
466549 - First National Bankers Bank-Arkansas Region - Tran Type: FNMA, Start: May 30, 2013, Maturity: December 15, 2015										
7/1/15	Opening Balance	-12,375,000.00	(12,375,000.00)	167	1.14	1.151	2,551.42	(13,921.88)	(11,370.46)	
11/25/15	Invest - Bond Coupon Receipt	-12,375,000.00	0.00	0	1.14	1.151	0.00	69,609.38	69,609.38	
12/15/15	Invest - Bond Sale	0.00	12,375,000.00	0	1.14	1.151	0.00	7,734.38	7,734.38	
1/1/16	Closing Balance	0.00	0.00	0	1.14	1.135	0.00	0.00	0.00	
							1.151	2,551.42	63,421.88	65,973.30
471575 - Vining Sparks - Tran Type: FNMA, Start: July 8, 2013, Maturity: September 4, 2015										
7/1/15	Opening Balance	-10,000,000.00	(10,000,000.00)	65	0.69	0.695	35,810.42	(9,583.33)	26,227.09	
9/4/15	Invest - Bond Sale	0.00	10,000,000.00	0	0.69	0.695	35,810.42	18,333.33	54,143.75	
1/1/16	Closing Balance	0.00	0.00	0	0.69	0.685	0.00	0.00	0.00	
							0.695	71,620.84	8,750.00	80,370.84
474735 - Raymond James & Associates, Inc. - Tran Type: FNMA, Start: March 26, 2013, Maturity: August 20, 2015										
7/1/15	Opening Balance	-15,000,000.00	(15,000,000.00)	50	0.85	0.862	0.00	(21,604.17)	(21,604.17)	
8/20/15	Invest - Bond Sale	0.00	15,000,000.00	0	0.85	0.862	0.00	38,958.33	38,958.33	
1/1/16	Closing Balance	0.00	0.00	0	0.85	0.850	0.00	0.00	0.00	
							0.862	0.00	17,354.16	17,354.16
474736 - First National Bankers Bank-Arkansas Region - Tran Type: FNMA, Start: March 5, 2013, Maturity: August 20, 2015										
7/1/15	Opening Balance	-20,000,000.00	(20,000,000.00)	50	0.86	0.873	4,917.03	(28,805.56)	(23,888.53)	
8/20/15	Invest - Bond Sale	0.00	20,000,000.00	0	0.86	0.873	4,917.03	51,944.44	56,861.47	
1/1/16	Closing Balance	0.00	0.00	0	0.86	0.861	0.00	0.00	0.00	
							0.873	9,834.06	23,138.88	32,972.94
480288 - UBS - Tran Type: FNMA, Start: September 9, 2013, Maturity: September 4, 2015										
7/1/15	Opening Balance	-5,000,000.00	(5,000,000.00)	65	0.51	0.520	12,245.48	(520.83)	11,724.65	
9/4/15	Invest - Bond Sale	0.00	5,000,000.00	0	0.51	0.520	12,245.48	3,802.08	16,047.56	
1/1/16	Closing Balance	0.00	0.00	0	0.51	0.513	0.00	0.00	0.00	
							0.520	24,490.96	3,281.25	27,772.21
482506 - First National Bankers Bank-Arkansas Region - Tran Type: FNMA, Start: March 25, 2013, Maturity: September 25, 2015										
7/1/15	Opening Balance	-13,000,000.00	(13,000,000.00)	86	1.00	1.014	0.00	(34,666.67)	(34,666.67)	
9/25/15	Invest - Bond Coupon Receipt	0.00	0.00	0	1.00	1.014	0.00	65,000.00	65,000.00	
9/25/15	Invest - Bond Sale	0.00	13,000,000.00	0	1.00	1.014	0.00	0.00	0.00	
1/1/16	Closing Balance	0.00	0.00	0	1.00	1.000	0.00	0.00	0.00	
							1.014	0.00	30,333.33	30,333.33

Return on Investment - Detail - AST

Between: July 1, 2015 and January 1, 2016

Printed: July 1, 2016 1:05 pm

Cash Flow Date	Transaction Description	Orig Curr Balance	Local Currency Equivalent ()							
			Principal Movement	Days	Yield	Adj Yield	Premium/ (Discount)	Interest	Total Cost	
Arkansas State Treasury (Con't)										
Federal National Mortgage Association Invest (Con't)										
511229 - Commerce Bank - Tran Type: FNMA, Start: April 30, 2014, Maturity: August 11, 2015										
7/1/15	Opening Balance	-20,000,000.00	(20,000,000.00)	41	1.18	1.197	68,444.61	(31,597.22)	36,847.39	
8/11/15	Invest - Bond Sale	0.00	20,000,000.00	0	1.18	1.197	68,444.61	51,041.67	119,486.28	
1/1/16	Closing Balance	0.00	0.00	0	1.18	1.180	0.00	0.00	0.00	
							1.197	136,889.22	19,444.45	156,333.67
577762 - Vining Sparks - Tran Type: FNMA, Start: June 15, 2015, Maturity: June 26, 2045										
7/1/15	Opening Balance	-10,817,950.65	(10,817,950.65)	184	2.02	2.048	0.00	(3,004.99)	(3,004.99)	
12/26/15	Invest - Bond Coupon Receipt	-10,817,950.65	0.00	0	2.02	2.048	0.00	108,179.51	108,179.51	
1/1/16	Closing Balance	-10,817,950.65	(10,817,950.65)	0	2.02	2.048	0.00	3,004.99	3,004.99	
							2.048	0.00	108,179.51	108,179.51
577989 - First National Bankers Bank-Arkansas Region - Tran Type: FNMA, Start: August 31, 2015, Maturity: September 25, 2045										
7/1/15	Opening Balance	0.00	0.00	0	0.00	0.000	0.00	0.00	0.00	
8/31/15	Invest - Bond Purchase	-47,662,000.00	(47,662,000.00)	123	4.09	4.187	0.00	(79,436.67)	(79,436.67)	
9/25/15	Invest - Bond Coupon Receipt	-47,662,000.00	0.00	0	4.09	4.187	0.00	158,873.33	158,873.33	
10/25/15	Invest - Bond Coupon Receipt	-47,662,000.00	0.00	0	4.09	4.187	0.00	158,873.33	158,873.33	
11/25/15	Invest - Bond Coupon Receipt	-47,662,000.00	0.00	0	4.09	4.187	0.00	158,873.33	158,873.33	
12/25/15	Invest - Bond Coupon Receipt	-47,662,000.00	0.00	0	4.09	4.187	0.00	158,873.33	158,873.33	
1/1/16	Closing Balance	-47,662,000.00	(47,662,000.00)	0	4.09	4.187	(8,787.84)	31,774.67	22,986.83	
							4.187	(8,787.84)	587,831.32	579,043.48
577992 - JP Morgan Chase - Tran Type: FNMA, Start: August 28, 2015, Maturity: July 25, 2043										
7/1/15	Opening Balance	0.00	0.00	0	0.00	0.000	0.00	0.00	0.00	
8/28/15	Invest - Bond Purchase	-35,832,000.00	(35,832,000.00)	126	3.88	3.971	0.00	(33,015.82)	(33,015.82)	
9/25/15	Invest - Bond Coupon Receipt	-35,832,000.00	0.00	0	3.88	3.971	0.00	119,440.00	119,440.00	
10/25/15	Invest - Bond Coupon Receipt	-35,832,000.00	0.00	0	3.88	3.971	0.00	119,440.00	119,440.00	
11/25/15	Invest - Bond Coupon Receipt	-35,832,000.00	0.00	0	3.88	3.971	0.00	119,440.00	119,440.00	
12/25/15	Invest - Bond Coupon Receipt	-35,832,000.00	0.00	0	3.88	3.971	0.00	119,440.00	119,440.00	
1/1/16	Closing Balance	-35,832,000.00	(35,832,000.00)	0	3.88	3.971	(199,012.07)	23,888.00	(175,124.07)	
							3.971	(199,012.07)	468,632.18	269,620.11
577993 - Bank of Oklahoma Investments - Tran Type: FNMA, Start: August 28, 2015, Maturity: April 25, 2042										
7/1/15	Opening Balance	0.00	0.00	0	0.00	0.000	0.00	0.00	0.00	
8/28/15	Invest - Bond Purchase	-9,265,500.00	(9,265,500.00)	126	5.10	5.226	0.00	(9,673.08)	(9,673.08)	
9/25/15	Invest - Bond Coupon Receipt	-9,265,500.00	0.00	0	5.10	5.226	0.00	38,606.25	38,606.25	

Return on Investment - Detail - AST

Between: July 1, 2015 and January 1, 2016

Printed: July 1, 2016 1:05 pm

Cash Flow Date	Transaction Description	Orig Curr Balance	Local Currency Equivalent ()							
			Principal Movement	Days	Yield	Adj Yield	Premium/ (Discount)	Interest	Total Cost	
Arkansas State Treasury (Con't)										
Federal National Mortgage Association Invest (Con't)										
577993 - Bank of Oklahoma Invesments - Tran Type: FNMA, Start: August 28, 2015, Maturity: April 25, 2042										
10/25/15	Invest - Bond Coupon Receipt	-9,265,500.00	0.00	0	5.10	5.226	0.00	38,606.25	38,606.25	
11/25/15	Invest - Bond Coupon Receipt	-9,265,500.00	0.00	0	5.10	5.226	0.00	38,606.25	38,606.25	
12/25/15	Invest - Bond Coupon Receipt	-9,265,500.00	0.00	0	5.10	5.226	0.00	38,606.25	38,606.25	
1/1/16	Closing Balance	-9,265,500.00	(9,265,500.00)	0	5.10	5.226	(32,019.52)	7,721.25	(24,298.27)	
							5.226	(32,019.52)	152,473.17	120,453.65
578003 - Commerce Bank - Tran Type: FNMA, Start: August 26, 2015, Maturity: November 25, 2023										
7/1/15	Opening Balance	0.00	0.00	0	0.00	0.000	0.00	0.00	0.00	
8/26/15	Invest - Bond Purchase	-8,450,000.00	(8,450,000.00)	128	3.63	3.710	0.00	(16,289.18)	(16,289.18)	
9/25/15	Invest - Bond Coupon Receipt	-8,450,000.00	0.00	0	3.63	3.710	0.00	28,166.67	28,166.67	
10/25/15	Invest - Bond Coupon Receipt	-8,450,000.00	0.00	0	3.63	3.710	0.00	28,166.67	28,166.67	
11/25/15	Invest - Bond Coupon Receipt	-8,450,000.00	0.00	0	3.63	3.710	0.00	28,166.67	28,166.67	
12/25/15	Invest - Bond Coupon Receipt	-8,450,000.00	0.00	0	3.63	3.710	0.00	28,166.67	28,166.67	
1/1/16	Closing Balance	-8,450,000.00	(8,450,000.00)	0	3.63	3.710	(89,149.84)	5,633.33	(83,516.51)	
							3.710	(89,149.84)	102,010.83	12,860.99
578230 - Crews & Associates - Tran Type: FNMA, Start: August 31, 2015, Maturity: September 25, 2040										
7/1/15	Opening Balance	0.00	0.00	0	0.00	0.000	0.00	0.00	0.00	
8/31/15	Invest - Bond Purchase	-33,000,000.00	(33,000,000.00)	123	3.46	3.529	0.00	(45,921.52)	(45,921.52)	
9/25/15	Invest - Bond Coupon Receipt	-33,000,000.00	0.00	0	3.46	3.529	0.00	96,250.00	96,250.00	
10/25/15	Invest - Bond Coupon Receipt	-33,000,000.00	0.00	0	3.46	3.529	0.00	96,250.00	96,250.00	
11/25/15	Invest - Bond Coupon Receipt	-33,000,000.00	0.00	0	3.46	3.529	0.00	96,250.00	96,250.00	
12/25/15	Invest - Bond Coupon Receipt	-33,000,000.00	0.00	0	3.46	3.529	0.00	96,250.00	96,250.00	
1/1/16	Closing Balance	-33,000,000.00	(33,000,000.00)	0	3.46	3.529	(123,756.29)	19,250.00	(104,506.29)	
							3.529	(123,756.29)	358,328.48	234,572.19
579040 - Crews & Associates - Tran Type: FNMA, Start: August 26, 2015, Maturity: December 25, 2044										
7/1/15	Opening Balance	0.00	0.00	0	0.00	0.000	0.00	0.00	0.00	
8/26/15	Invest - Bond Purchase	-15,533,813.00	(15,533,813.00)	128	4.02	4.106	0.00	(20,725.33)	(20,725.33)	
9/25/15	Invest - Bond Coupon Receipt	-15,533,813.00	0.00	0	4.02	4.106	0.00	51,779.38	51,779.38	
10/25/15	Invest - Bond Coupon Receipt	-15,533,813.00	0.00	0	4.02	4.106	0.00	51,779.38	51,779.38	
11/25/15	Invest - Bond Coupon Receipt	-15,533,813.00	0.00	0	4.02	4.106	0.00	51,779.38	51,779.38	
12/25/15	Invest - Bond Coupon Receipt	-15,533,813.00	0.00	0	4.02	4.106	0.00	51,779.38	51,779.38	
1/1/16	Closing Balance	-15,533,813.00	(15,533,813.00)	0	4.02	4.106	(7,444.58)	10,355.88	2,911.30	

Return on Investment - Detail - AST

Between: July 1, 2015 and January 1, 2016

Printed: July 1, 2016 1:05 pm

Cash Flow Date	Transaction Description	Orig Curr Balance	Local Currency Equivalent ()							
			Principal Movement	Days	Yield	Adj Yield	Premium/ (Discount)	Interest	Total Cost	
Arkansas State Treasury (Con't)										
Federal National Mortgage Association Invest (Con't)										
579041 - Bank of Oklahoma Invements - Tran Type: FNMA, Start: August 26, 2015, Maturity: March 25, 2040										
7/1/15	Opening Balance	0.00	0.00	0	0.00	0.000	0.00	0.00	0.00	0.00
8/26/15	Invest - Bond Purchase	-10,000,000.00	(10,000,000.00)	128	4.52	4.630	0.00	(8,298.07)	(8,298.07)	(8,298.07)
9/25/15	Invest - Bond Coupon Receipt	-10,000,000.00	0.00	0	4.52	4.630	0.00	37,500.00	37,500.00	37,500.00
10/25/15	Invest - Bond Coupon Receipt	-10,000,000.00	0.00	0	4.52	4.630	0.00	37,500.00	37,500.00	37,500.00
11/25/15	Invest - Bond Coupon Receipt	-10,000,000.00	0.00	0	4.52	4.630	0.00	37,500.00	37,500.00	37,500.00
12/25/15	Invest - Bond Coupon Receipt	-10,000,000.00	0.00	0	4.52	4.630	0.00	37,500.00	37,500.00	37,500.00
1/1/16	Closing Balance	-10,000,000.00	(10,000,000.00)	0	4.52	4.630	(47,417.49)	7,500.00	(39,917.49)	(39,917.49)
						4.106	(7,444.58)	196,748.07	189,303.49	
579045 - JP Morgan Chase - Tran Type: FNMA, Start: August 20, 2015, Maturity: February 18, 2016										
7/1/15	Opening Balance	0.00	0.00	0	0.00	0.000	0.00	0.00	0.00	0.00
8/20/15	Invest - Bond Purchase	-75,000,000.00	(75,000,000.00)	134	3.53	3.606	0.00	(98,239.91)	(98,239.91)	(98,239.91)
8/25/15	Invest - Bond Coupon Receipt	-75,000,000.00	0.00	0	3.53	3.606	0.00	218,750.00	218,750.00	218,750.00
9/25/15	Invest - Bond Coupon Receipt	-75,000,000.00	0.00	0	3.53	3.606	0.00	218,750.00	218,750.00	218,750.00
10/25/15	Invest - Bond Coupon Receipt	-75,000,000.00	0.00	0	3.53	3.606	0.00	218,750.00	218,750.00	218,750.00
11/25/15	Invest - Bond Coupon Receipt	-75,000,000.00	0.00	0	3.53	3.606	0.00	218,750.00	218,750.00	218,750.00
12/25/15	Invest - Bond Coupon Receipt	-75,000,000.00	0.00	0	3.53	3.606	0.00	218,750.00	218,750.00	218,750.00
1/1/16	Closing Balance	-75,000,000.00	(75,000,000.00)	0	3.53	3.606	(12,143.04)	43,750.00	31,606.96	31,606.96
						4.630	(47,417.49)	149,201.93	101,784.44	
579047 - Crews & Associates - Tran Type: FNMA, Start: August 19, 2015, Maturity: October 25, 2044										
7/1/15	Opening Balance	0.00	0.00	0	0.00	0.000	0.00	0.00	0.00	0.00
8/19/15	Invest - Bond Purchase	-18,030,754.00	(18,030,754.00)	135	4.03	4.120	0.00	(17,200.85)	(17,200.85)	(17,200.85)
8/25/15	Invest - Bond Coupon Receipt	-18,030,754.00	0.00	0	4.03	4.120	0.00	60,102.51	60,102.51	60,102.51
9/25/15	Invest - Bond Coupon Receipt	-18,030,754.00	0.00	0	4.03	4.120	0.00	60,102.51	60,102.51	60,102.51
10/25/15	Invest - Bond Coupon Receipt	-18,030,754.00	0.00	0	4.03	4.120	0.00	60,102.51	60,102.51	60,102.51
11/25/15	Invest - Bond Coupon Receipt	-18,030,754.00	0.00	0	4.03	4.120	0.00	60,102.51	60,102.51	60,102.51
12/25/15	Invest - Bond Coupon Receipt	-18,030,754.00	0.00	0	4.03	4.120	0.00	60,102.51	60,102.51	60,102.51
1/1/16	Closing Balance	-18,030,754.00	(18,030,754.00)	0	4.03	4.120	(11,066.29)	12,020.50	954.21	954.21
						4.120	(11,066.29)	295,332.20	284,265.91	
579048 - Simmons First Investment Group - Tran Type: FNMA, Start: August 18, 2015, Maturity: November 25, 2039										
7/1/15	Opening Balance	0.00	0.00	0	0.00	0.000	0.00	0.00	0.00	0.00

Return on Investment - Detail - AST

Between: July 1, 2015 and January 1, 2016

Printed: July 1, 2016 1:05 pm

Cash Flow Date	Transaction Description	Orig Curr Balance	Local Currency Equivalent ()						
			Principal Movement	Days	Yield	Adj Yield	Premium/ (Discount)	Interest	Total Cost
Arkansas State Treasury (Con't)									
Federal National Mortgage Association Invest (Con't)									
579048 - Simmons First Investment Group - Tran Type: FNMA, Start: August 18, 2015, Maturity: November 25, 2039									
8/18/15	Invest - Bond Purchase	-20,395,000.00	(20,395,000.00)	136	4.14	4.239	0.00	(13,779.27)	(13,779.27)
8/25/15	Invest - Bond Coupon Receipt	-20,395,000.00	0.00	0	4.14	4.239	0.00	76,481.25	76,481.25
9/25/15	Invest - Bond Coupon Receipt	-20,395,000.00	0.00	0	4.14	4.239	0.00	76,481.25	76,481.25
10/25/15	Invest - Bond Coupon Receipt	-20,395,000.00	0.00	0	4.14	4.239	0.00	76,481.25	76,481.25
11/25/15	Invest - Bond Coupon Receipt	-20,395,000.00	0.00	0	4.14	4.239	0.00	76,481.25	76,481.25
12/25/15	Invest - Bond Coupon Receipt	-20,395,000.00	0.00	0	4.14	4.239	0.00	76,481.25	76,481.25
1/1/16	Closing Balance	-20,395,000.00	(20,395,000.00)	0	4.14	4.239	(156,567.22)	15,296.25	(141,270.97)
						4.239	(156,567.22)	383,923.23	227,356.01
579053 - Commerce Bank - Tran Type: FNMA, Start: August 12, 2015, Maturity: December 25, 2041									
7/1/15	Opening Balance	0.00	0.00	0	0.00	0.000	0.00	0.00	0.00
8/12/15	Invest - Bond Purchase	-31,307,000.00	(31,307,000.00)	142	4.16	4.253	0.00	(8,727.90)	(8,727.90)
8/25/15	Invest - Bond Coupon Receipt	-31,307,000.00	0.00	0	4.16	4.253	0.00	117,401.25	117,401.25
9/25/15	Invest - Bond Coupon Receipt	-31,307,000.00	0.00	0	4.16	4.253	0.00	117,401.25	117,401.25
10/25/15	Invest - Bond Coupon Receipt	-31,307,000.00	0.00	0	4.16	4.253	0.00	117,401.25	117,401.25
11/25/15	Invest - Bond Coupon Receipt	-31,307,000.00	0.00	0	4.16	4.253	0.00	117,401.25	117,401.25
12/25/15	Invest - Bond Coupon Receipt	-31,307,000.00	0.00	0	4.16	4.253	0.00	117,401.25	117,401.25
1/1/16	Closing Balance	-31,307,000.00	(31,307,000.00)	0	4.16	4.253	(263,194.60)	23,480.25	(239,714.35)
						4.253	(263,194.60)	601,758.60	338,564.00
579055 - Commerce Bank - Tran Type: FNMA, Start: August 10, 2015, Maturity: March 25, 2041									
7/1/15	Opening Balance	0.00	0.00	0	0.00	0.000	0.00	0.00	0.00
8/10/15	Invest - Bond Purchase	-28,091,198.00	(28,091,198.00)	144	4.15	4.250	0.00	(8,023.29)	(8,023.29)
8/25/15	Invest - Bond Coupon Receipt	-28,091,198.00	0.00	0	4.15	4.250	0.00	105,341.99	105,341.99
9/25/15	Invest - Bond Coupon Receipt	-28,091,198.00	0.00	0	4.15	4.250	0.00	105,341.99	105,341.99
10/25/15	Invest - Bond Coupon Receipt	-28,091,198.00	0.00	0	4.15	4.250	0.00	105,341.99	105,341.99
11/25/15	Invest - Bond Coupon Receipt	-28,091,198.00	0.00	0	4.15	4.250	0.00	105,341.99	105,341.99
12/25/15	Invest - Bond Coupon Receipt	-28,091,198.00	0.00	0	4.15	4.250	0.00	105,341.99	105,341.99
1/1/16	Closing Balance	-28,091,198.00	(28,091,198.00)	0	4.15	4.250	(233,524.18)	21,068.40	(212,455.78)
						4.250	(233,524.18)	539,755.06	306,230.88
580326 - Commerce Bank - Tran Type: FNMA, Start: June 15, 2015, Maturity: June 25, 2045									
7/1/15	Opening Balance	-10,029,000.00	(10,029,000.00)	184	2.02	2.056	240.15	(3,343.00)	(3,102.85)
7/25/15	Invest - Bond Coupon Receipt	-10,029,000.00	0.00	0	2.02	2.056	0.00	16,715.00	16,715.00

Return on Investment - Detail - AST

Between: July 1, 2015 and January 1, 2016

Printed: July 1, 2016 1:05 pm

Cash Flow Date	Transaction Description	Orig Curr Balance	Local Currency Equivalent ()							
			Principal Movement	Days	Yield	Adj Yield	Premium/ (Discount)	Interest	Total Cost	
Arkansas State Treasury (Con't)										
Federal National Mortgage Association Invest (Con't)										
580326 - Commerce Bank - Tran Type: FNMA, Start: June 15, 2015, Maturity: June 25, 2045										
8/25/15	Invest - Bond Coupon Receipt	-10,029,000.00	0.00	0	2.02	2.056	0.00	16,715.00	16,715.00	
9/25/15	Invest - Bond Coupon Receipt	-10,029,000.00	0.00	0	2.02	2.056	0.00	16,715.00	16,715.00	
10/25/15	Invest - Bond Coupon Receipt	-10,029,000.00	0.00	0	2.02	2.056	0.00	16,715.00	16,715.00	
11/25/15	Invest - Bond Coupon Receipt	-10,029,000.00	0.00	0	2.02	2.056	0.00	16,715.00	16,715.00	
12/25/15	Invest - Bond Coupon Receipt	-10,029,000.00	0.00	0	2.02	2.056	0.00	16,715.00	16,715.00	
1/1/16	Closing Balance	-10,029,000.00	(10,029,000.00)	0	2.02	2.056	(2,942.24)	3,343.00	400.76	
						2.056	(2,702.09)	100,290.00	97,587.91	
580327 - Commerce Bank - Tran Type: FNMA, Start: June 12, 2015, Maturity: September 25, 2039										
7/1/15	Opening Balance	-7,728,849.00	(7,728,849.00)	184	2.87	2.930	3,182.75	(3,864.42)	(681.67)	
7/25/15	Invest - Bond Coupon Receipt	-7,728,849.00	0.00	0	2.87	2.930	0.00	19,322.12	19,322.12	
8/25/15	Invest - Bond Coupon Receipt	-7,728,849.00	0.00	0	2.87	2.930	0.00	19,322.12	19,322.12	
9/25/15	Invest - Bond Coupon Receipt	-7,728,849.00	0.00	0	2.87	2.930	0.00	19,322.12	19,322.12	
10/25/15	Invest - Bond Coupon Receipt	-7,728,849.00	0.00	0	2.87	2.930	0.00	19,322.12	19,322.12	
11/25/15	Invest - Bond Coupon Receipt	-7,728,849.00	0.00	0	2.87	2.930	0.00	19,322.12	19,322.12	
12/25/15	Invest - Bond Coupon Receipt	-7,728,849.00	0.00	0	2.87	2.930	0.00	19,322.12	19,322.12	
1/1/16	Closing Balance	-7,728,849.00	(7,728,849.00)	0	2.87	2.930	(33,401.69)	3,864.42	(29,537.27)	
						2.930	(30,218.94)	115,932.72	85,713.78	
580539 - Crews & Associates - Tran Type: FNMA, Start: June 11, 2015, Maturity: September 25, 2039										
7/1/15	Opening Balance	-40,560,150.00	(40,560,150.00)	184	2.87	2.931	16,468.92	(20,280.08)	(3,811.16)	
7/25/15	Invest - Bond Coupon Receipt	-40,560,150.00	0.00	0	2.87	2.931	0.00	101,400.38	101,400.38	
8/25/15	Invest - Bond Coupon Receipt	-40,560,150.00	0.00	0	2.87	2.931	0.00	101,400.38	101,400.38	
9/25/15	Invest - Bond Coupon Receipt	-40,560,150.00	0.00	0	2.87	2.931	0.00	101,400.38	101,400.38	
10/25/15	Invest - Bond Coupon Receipt	-40,560,150.00	0.00	0	2.87	2.931	0.00	101,400.38	101,400.38	
11/25/15	Invest - Bond Coupon Receipt	-40,560,150.00	0.00	0	2.87	2.931	0.00	101,400.38	101,400.38	
12/25/15	Invest - Bond Coupon Receipt	-40,560,150.00	0.00	0	2.87	2.931	0.00	101,400.38	101,400.38	
1/1/16	Closing Balance	-40,560,150.00	(40,560,150.00)	0	2.87	2.931	(164,997.19)	20,280.08	(144,717.11)	
						2.931	(148,528.27)	608,402.28	459,874.01	
585299 - Simmons First Investment Group - Tran Type: FNMA, Start: October 21, 2015, Maturity: December 25, 2039										
7/1/15	Opening Balance	0.00	0.00	0	0.00	0.000	0.00	0.00	0.00	
10/21/15	Invest - Bond Purchase	-167,969,706.00	(167,969,706.00)	72	4.80	4.915	0.00	(26,101.06)	(26,101.06)	
10/25/15	Invest - Bond Coupon Receipt	-167,969,706.00	0.00	0	4.80	4.915	0.00	699,873.78	699,873.78	

Return on Investment - Detail - AST

Between: July 1, 2015 and January 1, 2016

Printed: July 1, 2016 1:05 pm

Cash Flow Date	Transaction Description	Orig Curr Balance	Local Currency Equivalent ()							
			Principal Movement	Days	Yield	Adj Yield	Premium/ (Discount)	Interest	Total Cost	
Arkansas State Treasury (Con't)										
Federal National Mortgage Association Invest (Con't)										
585299 - Simmons First Investment Group - Tran Type: FNMA, Start: October 21, 2015, Maturity: December 25, 2039										
11/25/15	Invest - Bond Coupon Receipt	-167,969,706.00	0.00	0	4.80	4.915	0.00	699,873.78	699,873.78	
12/25/15	Invest - Bond Coupon Receipt	-167,969,706.00	0.00	0	4.80	4.915	0.00	699,873.78	699,873.78	
1/1/16	Closing Balance	-167,969,706.00	(167,969,706.00)	0	4.80	4.915	(859,699.29)	139,974.76	(719,724.53)	
						4.915	(859,699.29)	2,213,495.04	1,353,795.75	
585734 - BOA Securities, LLC MM - Tran Type: FNMA, Start: October 22, 2015, Maturity: August 25, 2040										
7/1/15	Opening Balance	0.00	0.00	0	0.00	0.000	0.00	0.00	0.00	
10/22/15	Invest - Bond Purchase	-276,669,075.00	(276,669,075.00)	71	4.34	4.440	0.00	(74,683.90)	(74,683.90)	
10/25/15	Invest - Bond Coupon Receipt	-276,669,075.00	0.00	0	4.34	4.440	0.00	1,037,509.03	1,037,509.03	
11/25/15	Invest - Bond Coupon Receipt	-276,669,075.00	0.00	0	4.34	4.440	0.00	1,037,509.03	1,037,509.03	
12/25/15	Invest - Bond Coupon Receipt	-276,669,075.00	0.00	0	4.34	4.440	0.00	1,037,509.03	1,037,509.03	
1/1/16	Closing Balance	-276,669,075.00	(276,669,075.00)	0	4.34	4.440	(1,288,193.01)	207,501.81	(1,080,691.20)	
						4.440	(1,288,193.01)	3,245,345.00	1,957,151.99	
585736 - Suntrust Capital Markets - Tran Type: FNMA, Start: October 23, 2015, Maturity: February 25, 2036										
7/1/15	Opening Balance	0.00	0.00	0	0.00	0.000	0.00	0.00	0.00	
10/23/15	Invest - Bond Purchase	-16,230,000.00	(16,230,000.00)	70	4.74	4.852	0.00	(16,161.75)	(16,161.75)	
10/25/15	Invest - Bond Coupon Receipt	-16,230,000.00	0.00	0	4.74	4.852	0.00	67,625.00	67,625.00	
11/25/15	Invest - Bond Coupon Receipt	-16,230,000.00	0.00	0	4.74	4.852	0.00	67,625.00	67,625.00	
12/25/15	Invest - Bond Coupon Receipt	-16,230,000.00	0.00	0	4.74	4.852	0.00	67,625.00	67,625.00	
1/1/16	Closing Balance	-16,230,000.00	(16,230,000.00)	0	4.74	4.852	(75,727.02)	13,525.00	(62,202.02)	
						4.852	(75,727.02)	200,238.25	124,511.23	
585949 - BOA Securities, LLC MM - Tran Type: FNMA, Start: October 27, 2015, Maturity: September 25, 2024										
7/1/15	Opening Balance	0.00	0.00	0	0.00	0.000	0.00	0.00	0.00	
10/27/15	Invest - Bond Purchase	-10,300,000.00	(10,300,000.00)	66	3.52	3.597	0.00	(2,647.41)	(2,647.41)	
11/25/15	Invest - Bond Coupon Receipt	-10,300,000.00	0.00	0	3.52	3.597	0.00	34,333.33	34,333.33	
12/25/15	Invest - Bond Coupon Receipt	-10,300,000.00	0.00	0	3.52	3.597	0.00	34,333.33	34,333.33	
1/1/16	Closing Balance	-10,300,000.00	(10,300,000.00)	0	3.52	3.597	(131,634.50)	6,866.67	(124,767.83)	
						3.597	(131,634.50)	72,885.92	(58,748.58)	
585950 - BOA Securities, LLC MM - Tran Type: FNMA, Start: October 27, 2015, Maturity: August 25, 2039										
7/1/15	Opening Balance	0.00	0.00	0	0.00	0.000	0.00	0.00	0.00	
10/27/15	Invest - Bond Purchase	-25,000,000.00	(25,000,000.00)	66	4.39	4.497	0.00	(3,194.17)	(3,194.17)	
11/25/15	Invest - Bond Coupon Receipt	-25,000,000.00	0.00	0	4.39	4.497	0.00	93,750.00	93,750.00	

Return on Investment - Detail - AST

Between: July 1, 2015 and January 1, 2016

Printed: July 1, 2016 1:05 pm

Cash Flow Date	Transaction Description	Orig Curr Balance	Local Currency Equivalent ()							
			Principal Movement	Days	Yield	Adj Yield	Premium/ (Discount)	Interest	Total Cost	
Arkansas State Treasury (Con't)										
Federal National Mortgage Association Invest (Con't)										
585950 - BOA Securities, LLC MM - Tran Type: FNMA, Start: October 27, 2015, Maturity: August 25, 2039										
12/25/15	Invest - Bond Coupon Receipt	-25,000,000.00	0.00	0	4.39	4.497	0.00	93,750.00	93,750.00	
1/1/16	Closing Balance	-25,000,000.00	(25,000,000.00)	0	4.39	4.497	(123,569.23)	18,750.00	(104,819.23)	
			4.497			(123,569.23)	203,055.83	79,486.60		
585951 - BOA Securities, LLC MM - Tran Type: FNMA, Start: October 27, 2015, Maturity: October 25, 2024										
7/1/15	Opening Balance	0.00	0.00	0	0.00	0.000	0.00	0.00	0.00	
10/27/15	Invest - Bond Purchase	-15,000,000.00	(15,000,000.00)	66	3.49	3.564	0.00	(4,938.52)	(4,938.52)	
11/25/15	Invest - Bond Coupon Receipt	-15,000,000.00	0.00	0	3.49	3.564	0.00	50,000.00	50,000.00	
12/25/15	Invest - Bond Coupon Receipt	-15,000,000.00	0.00	0	3.49	3.564	0.00	50,000.00	50,000.00	
1/1/16	Closing Balance	-15,000,000.00	(15,000,000.00)	0	3.49	3.564	(185,842.57)	10,000.00	(175,842.57)	
			3.564			(185,842.57)	105,061.48	(80,781.09)		
586149 - Morgan Stanley - Tran Type: FNMA, Start: October 29, 2015, Maturity: July 25, 2039										
7/1/15	Opening Balance	0.00	0.00	0	0.00	0.000	0.00	0.00	0.00	
10/29/15	Invest - Bond Purchase	-6,900,000.00	(6,900,000.00)	64	4.86	4.981	0.00	(6,136.56)	(6,136.56)	
11/25/15	Invest - Bond Coupon Receipt	-6,900,000.00	0.00	0	4.86	4.981	0.00	28,750.00	28,750.00	
12/25/15	Invest - Bond Coupon Receipt	-6,900,000.00	0.00	0	4.86	4.981	0.00	28,750.00	28,750.00	
1/1/16	Closing Balance	-6,900,000.00	(6,900,000.00)	0	4.86	4.981	(21,138.09)	5,750.00	(15,388.09)	
			4.981			(21,138.09)	57,113.44	35,975.35		
586151 - Suntrust Capital Markets - Tran Type: FNMA, Start: October 30, 2015, Maturity: September 25, 2039										
7/1/15	Opening Balance	0.00	0.00	0	0.00	0.000	0.00	0.00	0.00	
10/30/15	Invest - Bond Purchase	-16,339,000.00	(16,339,000.00)	63	4.79	4.909	0.00	(44,466.31)	(44,466.31)	
11/25/15	Invest - Bond Coupon Receipt	-16,339,000.00	0.00	0	4.79	4.909	0.00	68,079.17	68,079.17	
12/25/15	Invest - Bond Coupon Receipt	-16,339,000.00	0.00	0	4.79	4.909	0.00	68,079.17	68,079.17	
1/1/16	Closing Balance	-16,339,000.00	(16,339,000.00)	0	4.79	4.909	(14,017.61)	13,615.83	(401.78)	
			4.909			(14,017.61)	105,307.86	91,290.25		
586152 - Crews & Associates - Tran Type: FNMA, Start: October 28, 2015, Maturity: February 25, 2021										
7/1/15	Opening Balance	0.00	0.00	0	0.00	0.000	0.00	0.00	0.00	
10/28/15	Invest - Bond Purchase	-5,000,000.00	(5,000,000.00)	65	4.69	4.807	0.00	(10,037.69)	(10,037.69)	
11/25/15	Invest - Bond Coupon Receipt	-5,000,000.00	0.00	0	4.69	4.807	0.00	20,833.33	20,833.33	
12/25/15	Invest - Bond Coupon Receipt	-5,000,000.00	0.00	0	4.69	4.807	0.00	20,833.33	20,833.33	
1/1/16	Closing Balance	-5,000,000.00	(5,000,000.00)	0	4.69	4.807	(61,273.25)	4,166.67	(57,106.58)	
			4.807			(61,273.25)	35,795.64	(25,477.61)		

Return on Investment - Detail - AST

Between: July 1, 2015 and January 1, 2016

Printed: July 1, 2016 1:05 pm

Cash Flow Date	Transaction Description	Orig Curr Balance	Local Currency Equivalent ()							
			Principal Movement	Days	Yield	Adj Yield	Premium/ (Discount)	Interest	Total Cost	
Arkansas State Treasury (Con't)										
Federal National Mortgage Association Invest (Con't)										
586153 - Crews & Associates - Tran Type: FNMA, Start: October 28, 2015, Maturity: June 25, 2020										
7/1/15	Opening Balance	0.00	0.00	0	0.00	0.000	0.00	0.00	0.00	0.00
10/28/15	Invest - Bond Purchase	-17,637,512.00	(17,637,512.00)	65	3.60	3.680	0.00	(24,889.50)	(24,889.50)	(24,889.50)
11/25/15	Invest - Bond Coupon Receipt	-17,637,512.00	0.00	0	3.60	3.680	0.00	66,140.67	66,140.67	66,140.67
12/25/15	Invest - Bond Coupon Receipt	-17,637,512.00	0.00	0	3.60	3.680	0.00	66,140.67	66,140.67	66,140.67
1/1/16	Closing Balance	-17,637,512.00	(17,637,512.00)	0	3.60	3.680	(295,261.94)	13,228.13	(282,033.81)	(282,033.81)
			3.680	(295,261.94)	120,619.97	(174,641.97)				
586753 - Commerce Bank - Tran Type: FNMA, Start: October 30, 2015, Maturity: May 25, 2040										
7/1/15	Opening Balance	0.00	0.00	0	0.00	0.000	0.00	0.00	0.00	0.00
10/30/15	Invest - Bond Purchase	-5,000,000.00	(5,000,000.00)	63	4.82	4.934	0.00	(13,290.74)	(13,290.74)	(13,290.74)
11/25/15	Invest - Bond Coupon Receipt	-5,000,000.00	0.00	0	4.82	4.934	0.00	20,833.33	20,833.33	20,833.33
12/25/15	Invest - Bond Coupon Receipt	-5,000,000.00	0.00	0	4.82	4.934	0.00	20,833.33	20,833.33	20,833.33
1/1/16	Closing Balance	-5,000,000.00	(5,000,000.00)	0	4.82	4.934	(9,515.24)	4,166.67	(5,348.57)	(5,348.57)
			4.934	(9,515.24)	32,542.59	23,027.35				
587147 - Crews & Associates - Tran Type: FNMA, Start: November 4, 2015, Maturity: April 25, 2040										
7/1/15	Opening Balance	0.00	0.00	0	0.00	0.000	0.00	0.00	0.00	0.00
11/4/15	Invest - Bond Purchase	-4,941,438.00	(4,941,438.00)	58	4.64	4.752	0.00	(2,058.93)	(2,058.93)	(2,058.93)
11/25/15	Invest - Bond Coupon Receipt	-4,941,438.00	0.00	0	4.64	4.752	0.00	20,589.33	20,589.33	20,589.33
12/25/15	Invest - Bond Coupon Receipt	-4,941,438.00	0.00	0	4.64	4.752	0.00	20,589.33	20,589.33	20,589.33
1/1/16	Closing Balance	-4,941,438.00	(4,941,438.00)	0	4.64	4.752	1,612.55	4,117.87	5,730.42	5,730.42
			4.752	1,612.55	43,237.60	44,850.15				
588679 - Crews & Associates - Tran Type: FNMA, Start: November 12, 2015, Maturity: August 25, 2038										
7/1/15	Opening Balance	0.00	0.00	0	0.00	0.000	0.00	0.00	0.00	0.00
11/12/15	Invest - Bond Purchase	-10,000,000.00	(10,000,000.00)	50	4.07	4.164	0.00	(3,949.77)	(3,949.77)	(3,949.77)
11/25/15	Invest - Bond Coupon Receipt	-10,000,000.00	0.00	0	4.07	4.164	0.00	33,333.33	33,333.33	33,333.33
12/25/15	Invest - Bond Coupon Receipt	-10,000,000.00	0.00	0	4.07	4.164	0.00	33,333.33	33,333.33	33,333.33
1/1/16	Closing Balance	-10,000,000.00	(10,000,000.00)	0	4.07	4.164	(18,144.91)	6,666.67	(11,478.24)	(11,478.24)
			4.164	(18,144.91)	69,383.56	51,238.65				
588680 - Crews & Associates - Tran Type: FNMA, Start: November 13, 2015, Maturity: March 25, 2042										
7/1/15	Opening Balance	0.00	0.00	0	0.00	0.000	0.00	0.00	0.00	0.00
11/13/15	Invest - Bond Purchase	-10,000,000.00	(10,000,000.00)	49	4.83	4.943	0.00	(2,860.24)	(2,860.24)	(2,860.24)
11/25/15	Invest - Bond Coupon Receipt	-10,000,000.00	0.00	0	4.83	4.943	0.00	39,166.67	39,166.67	39,166.67

Return on Investment - Detail - AST

Between: July 1, 2015 and January 1, 2016

Printed: July 1, 2016 1:05 pm

Cash Flow Date	Transaction Description	Orig Curr Balance	Local Currency Equivalent ()							
			Principal Movement	Days	Yield	Adj Yield	Premium/ (Discount)	Interest	Total Cost	
Arkansas State Treasury (Con't)										
Federal National Mortgage Association Invest (Con't)										
588680 - Crews & Associates - Tran Type: FNMA, Start: November 13, 2015, Maturity: March 25, 2042										
12/25/15	Invest - Bond Coupon Receipt	-10,000,000.00	0.00	0	4.83	4.943	0.00	39,166.67	39,166.67	
1/1/16	Closing Balance	-10,000,000.00	(10,000,000.00)	0	4.83	4.943	(22,797.55)	7,833.33	(14,964.22)	
			4.943				(22,797.55)	83,306.43	60,508.88	
589966 - Crews & Associates - Tran Type: FNMA, Start: November 18, 2015, Maturity: January 25, 2026										
7/1/15	Opening Balance	0.00	0.00	0	0.00	0.000	0.00	0.00	0.00	
11/18/15	Invest - Bond Purchase	-20,300,000.00	(20,300,000.00)	44	4.56	4.664	0.00	(37,239.73)	(37,239.73)	
11/25/15	Invest - Bond Coupon Receipt	-20,300,000.00	0.00	0	4.56	4.664	0.00	84,583.33	84,583.33	
12/25/15	Invest - Bond Coupon Receipt	-20,300,000.00	0.00	0	4.56	4.664	0.00	84,583.33	84,583.33	
1/1/16	Closing Balance	-20,300,000.00	(20,300,000.00)	0	4.56	4.664	(41,835.91)	16,916.67	(24,919.24)	
			4.664				(41,835.91)	148,843.60	107,007.69	
589968 - Bank of Oklahoma Investments - Tran Type: FNMA, Start: November 19, 2015, Maturity: December 25, 2035										
7/1/15	Opening Balance	0.00	0.00	0	0.00	0.000	0.00	0.00	0.00	
11/19/15	Invest - Bond Purchase	-77,737,000.00	(77,737,000.00)	43	4.74	4.858	0.00	(10,244.88)	(10,244.88)	
11/25/15	Invest - Bond Coupon Receipt	-77,737,000.00	0.00	0	4.74	4.858	0.00	323,904.17	323,904.17	
12/25/15	Invest - Bond Coupon Receipt	-77,737,000.00	0.00	0	4.74	4.858	0.00	323,904.17	323,904.17	
1/1/16	Closing Balance	-77,737,000.00	(77,737,000.00)	0	4.74	4.858	(295,781.55)	64,780.83	(231,000.72)	
			4.858				(295,781.55)	702,344.29	406,562.74	
590258 - Suntrust Capital Markets - Tran Type: FNMA, Start: November 25, 2015, Maturity: April 25, 2042										
7/1/15	Opening Balance	0.00	0.00	0	0.00	0.000	0.00	0.00	0.00	
11/25/15	Invest - Bond Purchase	-4,000,000.00	(4,000,000.00)	37	5.36	5.495	0.00	(2,018.25)	(2,018.25)	
12/25/15	Invest - Bond Coupon Receipt	-4,000,000.00	0.00	0	5.36	5.495	0.00	16,666.67	16,666.67	
1/1/16	Closing Balance	-4,000,000.00	(4,000,000.00)	0	5.36	5.495	(6,264.08)	3,333.33	(2,930.75)	
			5.495				(6,264.08)	17,981.75	11,717.67	
591363 - First Security Trust Fund - Tran Type: FNMA, Start: December 7, 2015, Maturity: June 25, 2034										
7/1/15	Opening Balance	0.00	0.00	0	0.00	0.000	0.00	0.00	0.00	
12/7/15	Invest - Bond Purchase	-25,245,000.00	(25,245,000.00)	25	4.89	5.012	0.00	(1,938.31)	(1,938.31)	
12/25/15	Invest - Bond Coupon Receipt	-25,245,000.00	0.00	0	4.89	5.012	0.00	105,187.50	105,187.50	
1/1/16	Closing Balance	-25,245,000.00	(25,245,000.00)	0	4.89	5.012	(57,781.67)	21,037.50	(36,744.17)	
			5.012				(57,781.67)	124,286.69	66,505.02	
593062 - Commerce Bank - Tran Type: FNMA, Start: November 10, 2015, Maturity: December 25, 2039										
7/1/15	Opening Balance	0.00	0.00	0	0.00	0.000	0.00	0.00	0.00	

Return on Investment - Detail - AST

Between: July 1, 2015 and January 1, 2016

Printed: July 1, 2016 1:05 pm

Cash Flow Date	Transaction Description	Orig Curr Balance	Local Currency Equivalent ()							
			Principal Movement	Days	Yield	Adj Yield	Premium/ (Discount)	Interest	Total Cost	
Arkansas State Treasury (Con't)										
Federal National Mortgage Association Invest (Con't)										
593062 - Commerce Bank - Tran Type: FNMA, Start: November 10, 2015, Maturity: December 25, 2039										
11/10/15	Invest - Bond Purchase	-11,045,000.00	(11,045,000.00)	52	3.28	3.353	0.00	(4,364.61)	(4,364.61)	
11/25/15	Invest - Bond Coupon Receipt	-11,045,000.00	0.00	0	3.28	3.353	0.00	32,214.58	32,214.58	
12/25/15	Invest - Bond Coupon Receipt	-11,045,000.00	0.00	0	3.28	3.353	0.00	32,214.58	32,214.58	
1/1/16	Closing Balance	-11,045,000.00	(11,045,000.00)	0	3.28	3.353	(27,311.97)	6,442.92	(20,869.05)	
						3.353	(27,311.97)	66,507.47	39,195.50	
593066 - BOA Securities, LLC MM - Tran Type: FNMA, Start: November 12, 2015, Maturity: April 25, 2040										
7/1/15	Opening Balance	0.00	0.00	0	0.00	0.000	0.00	0.00	0.00	
11/12/15	Invest - Bond Purchase	-92,718,000.00	(92,718,000.00)	50	2.89	2.951	0.00	(84,495.31)	(84,495.31)	
11/25/15	Invest - Bond Coupon Receipt	-92,718,000.00	0.00	0	2.89	2.951	0.00	231,795.00	231,795.00	
12/25/15	Invest - Bond Coupon Receipt	-92,718,000.00	0.00	0	2.89	2.951	0.00	231,795.00	231,795.00	
1/1/16	Closing Balance	-92,718,000.00	(92,718,000.00)	0	2.89	2.951	6,471.48	46,359.00	52,830.48	
						2.951	6,471.48	425,453.69	431,925.17	
593067 - Commerce Bank - Tran Type: FNMA, Start: November 4, 2015, Maturity: November 25, 2037										
7/1/15	Opening Balance	0.00	0.00	0	0.00	0.000	0.00	0.00	0.00	
11/4/15	Invest - Bond Purchase	-114,226,000.00	(114,226,000.00)	58	3.93	4.013	0.00	(1,811.74)	(1,811.74)	
11/25/15	Invest - Bond Coupon Receipt	-114,226,000.00	0.00	0	3.93	4.013	0.00	380,753.33	380,753.33	
12/25/15	Invest - Bond Coupon Receipt	-114,226,000.00	0.00	0	3.93	4.013	0.00	380,753.33	380,753.33	
1/1/16	Closing Balance	-114,226,000.00	(114,226,000.00)	0	3.93	4.013	(541,763.28)	76,150.67	(465,612.61)	
						4.013	(541,763.28)	835,845.59	294,082.31	
593070 - JP Morgan Chase - Tran Type: FNMA, Start: November 9, 2015, Maturity: July 25, 2039										
7/1/15	Opening Balance	0.00	0.00	0	0.00	0.000	0.00	0.00	0.00	
11/9/15	Invest - Bond Purchase	-50,000,000.00	(50,000,000.00)	53	4.36	4.466	0.00	(5,504.47)	(5,504.47)	
11/25/15	Invest - Bond Coupon Receipt	-50,000,000.00	0.00	0	4.36	4.466	0.00	187,500.00	187,500.00	
12/25/15	Invest - Bond Coupon Receipt	-50,000,000.00	0.00	0	4.36	4.466	0.00	187,500.00	187,500.00	
1/1/16	Closing Balance	-50,000,000.00	(50,000,000.00)	0	4.36	4.466	(182,048.64)	37,500.00	(144,548.64)	
						4.466	(182,048.64)	406,995.53	224,946.89	
593072 - First Security Trust Fund - Tran Type: FNMA, Start: November 9, 2015, Maturity: February 25, 2024										
7/1/15	Opening Balance	0.00	0.00	0	0.00	0.000	0.00	0.00	0.00	
11/9/15	Invest - Bond Purchase	-21,800,000.00	(21,800,000.00)	53	3.37	3.437	0.00	(752.68)	(752.68)	
11/25/15	Invest - Bond Coupon Receipt	-21,800,000.00	0.00	0	3.37	3.437	0.00	63,583.33	63,583.33	
12/25/15	Invest - Bond Coupon Receipt	-21,800,000.00	0.00	0	3.37	3.437	0.00	63,583.33	63,583.33	

Return on Investment - Detail - AST

Between: July 1, 2015 and January 1, 2016

Printed: July 1, 2016 1:05 pm

Cash Flow Date	Transaction Description	Orig Curr Balance	Local Currency Equivalent ()							
			Principal Movement	Days	Yield	Adj Yield	Premium/ (Discount)	Interest	Total Cost	
Arkansas State Treasury (Con't)										
Federal National Mortgage Association Invest (Con't)										
593072 - First Security Trust Fund - Tran Type: FNMA, Start: November 9, 2015, Maturity: February 25, 2024										
1/1/16	Closing Balance	-21,800,000.00	(21,800,000.00)	0	3.37	3.437	(252,320.87)	12,716.67	(239,604.20)	
							3.437	(252,320.87)	139,130.65	(113,190.22)
593073 - First Security Trust Fund - Tran Type: FNMA, Start: November 6, 2015, Maturity: March 25, 2024										
7/1/15	Opening Balance	0.00	0.00	0	0.00	0.000	0.00	0.00	0.00	
11/6/15	Invest - Bond Purchase	-8,875,000.00	(8,875,000.00)	56	3.28	3.347	0.00	(554.67)	(554.67)	
11/25/15	Invest - Bond Coupon Receipt	-8,875,000.00	0.00	0	3.28	3.347	0.00	25,885.42	25,885.42	
12/25/15	Invest - Bond Coupon Receipt	-8,875,000.00	0.00	0	3.28	3.347	0.00	25,885.42	25,885.42	
1/1/16	Closing Balance	-8,875,000.00	(8,875,000.00)	0	3.28	3.347	(95,728.82)	5,177.08	(90,551.74)	
							3.347	(95,728.82)	56,393.25	(39,335.57)
593074 - Crews & Associates - Tran Type: FNMA, Start: November 9, 2015, Maturity: May 25, 2038										
7/1/15	Opening Balance	0.00	0.00	0	0.00	0.000	0.00	0.00	0.00	
11/9/15	Invest - Bond Purchase	-55,231,133.00	(55,231,133.00)	53	5.03	5.159	0.00	(20,655.30)	(20,655.30)	
11/25/15	Invest - Bond Coupon Receipt	-55,231,133.00	0.00	0	5.03	5.159	0.00	253,142.69	253,142.69	
12/25/15	Invest - Bond Coupon Receipt	-55,231,133.00	0.00	0	5.03	5.159	0.00	253,142.69	253,142.69	
1/1/16	Closing Balance	-55,231,133.00	(55,231,133.00)	0	5.03	5.159	(180,204.20)	50,628.54	(129,575.66)	
							5.159	(180,204.20)	536,258.62	356,054.42
593222 - Morgan Stanley - Tran Type: FNMA, Start: November 19, 2015, Maturity: June 25, 2035										
7/1/15	Opening Balance	0.00	0.00	0	0.00	0.000	0.00	0.00	0.00	
11/19/15	Invest - Bond Purchase	-19,651,340.00	(19,651,340.00)	43	5.83	5.980	0.00	(7,524.94)	(7,524.94)	
11/25/15	Invest - Bond Coupon Receipt	-19,651,340.00	0.00	0	5.83	5.980	0.00	98,256.70	98,256.70	
12/25/15	Invest - Bond Coupon Receipt	-19,651,340.00	0.00	0	5.83	5.980	0.00	98,256.70	98,256.70	
1/1/16	Closing Balance	-19,651,340.00	(19,651,340.00)	0	5.83	5.980	(72,295.51)	19,651.34	(52,644.17)	
							5.980	(72,295.51)	208,639.80	136,344.29
593527 - FNBB-Capital Markets - Tran Type: FNMA, Start: November 4, 2015, Maturity: November 25, 2023										
7/1/15	Opening Balance	0.00	0.00	0	0.00	0.000	0.00	0.00	0.00	
11/4/15	Invest - Bond Purchase	-5,056,000.00	(5,056,000.00)	58	2.69	2.746	0.00	(275.38)	(275.38)	
11/25/15	Invest - Bond Coupon Receipt	-5,056,000.00	0.00	0	2.69	2.746	0.00	12,640.00	12,640.00	
12/25/15	Invest - Bond Coupon Receipt	-5,056,000.00	0.00	0	2.69	2.746	0.00	12,640.00	12,640.00	
1/1/16	Closing Balance	-5,056,000.00	(5,056,000.00)	0	2.69	2.746	(56,636.60)	2,528.00	(54,108.60)	
							2.746	(56,636.60)	27,532.62	(29,103.98)
593529 - Commerce Bank - Tran Type: FNMA, Start: November 25, 2015, Maturity: June 25, 2018										

Return on Investment - Detail - AST

Between: July 1, 2015 and January 1, 2016

Printed: July 1, 2016 1:05 pm

Cash Flow Date	Transaction Description	Orig Curr Balance	Local Currency Equivalent ()							
			Principal Movement	Days	Yield	Adj Yield	Premium/ (Discount)	Interest	Total Cost	
Arkansas State Treasury (Con't)										
Federal National Mortgage Association Invest (Con't)										
593529 - Commerce Bank - Tran Type: FNMA, Start: November 25, 2015, Maturity: June 25, 2018										
7/1/15	Opening Balance	0.00	0.00	0	0.00	0.000	0.00	0.00	0.00	0.00
11/25/15	Invest - Bond Purchase	-33,200,000.00	(33,200,000.00)	37	3.46	3.529	0.00	(7,158.45)	(7,158.45)	(7,158.45)
12/25/15	Invest - Bond Coupon Receipt	-33,200,000.00	0.00	0	3.46	3.529	0.00	138,333.33	138,333.33	138,333.33
1/1/16	Closing Balance	-33,200,000.00	(33,200,000.00)	0	3.46	3.529	(846,131.59)	27,666.67	(818,464.92)	(818,464.92)
						3.529	(846,131.59)	158,841.55	(687,290.04)	
593769 - Commerce Bank - Tran Type: FNMA, Start: November 25, 2015, Maturity: April 25, 2034										
7/1/15	Opening Balance	0.00	0.00	0	0.00	0.000	0.00	0.00	0.00	0.00
11/25/15	Invest - Bond Purchase	-8,000,000.00	(8,000,000.00)	37	5.59	5.737	0.00	(5,282.83)	(5,282.83)	(5,282.83)
12/25/15	Invest - Bond Coupon Receipt	-8,000,000.00	0.00	0	5.59	5.737	0.00	40,000.00	40,000.00	40,000.00
1/1/16	Closing Balance	-8,000,000.00	(8,000,000.00)	0	5.59	5.737	(25,481.79)	8,000.00	(17,481.79)	(17,481.79)
						5.737	(25,481.79)	42,717.17	17,235.38	
593771 - Commerce Bank - Tran Type: FNMA, Start: November 25, 2015, Maturity: June 25, 2039										
7/1/15	Opening Balance	0.00	0.00	0	0.00	0.000	0.00	0.00	0.00	0.00
11/25/15	Invest - Bond Purchase	-38,576,302.00	(38,576,302.00)	37	3.92	4.008	0.00	(4,996.80)	(4,996.80)	(4,996.80)
12/25/15	Invest - Bond Coupon Receipt	-38,576,302.00	0.00	0	3.92	4.008	0.00	128,587.67	128,587.67	128,587.67
1/1/16	Closing Balance	-38,576,302.00	(38,576,302.00)	0	3.92	4.008	(107,903.54)	25,717.53	(82,186.01)	(82,186.01)
						4.008	(107,903.54)	149,308.40	41,404.86	
594666 - Morgan Stanley & Co. LLC - Tran Type: FNMA, Start: December 21, 2015, Maturity: June 25, 2035										
7/1/15	Opening Balance	0.00	0.00	0	0.00	0.000	0.00	0.00	0.00	0.00
12/21/15	Invest - Bond Purchase	-19,651,340.00	(19,651,340.00)	11	5.83	5.980	0.00	(7,457.69)	(7,457.69)	(7,457.69)
12/25/15	Invest - Bond Coupon Receipt	-19,651,340.00	0.00	0	5.83	5.980	0.00	98,256.70	98,256.70	98,256.70
1/1/16	Closing Balance	-19,651,340.00	(19,651,340.00)	0	5.83	5.980	(17,473.33)	19,651.34	2,178.01	2,178.01
						5.980	(17,473.33)	110,450.35	92,977.02	
595906 - Crews & Associates - Tran Type: FNMA, Start: December 7, 2015, Maturity: April 25, 2038										
7/1/15	Opening Balance	0.00	0.00	0	0.00	0.000	0.00	0.00	0.00	0.00
12/7/15	Invest - Bond Purchase	-39,000,000.00	(39,000,000.00)	25	5.14	5.271	0.00	(7,999.50)	(7,999.50)	(7,999.50)
12/25/15	Invest - Bond Coupon Receipt	-39,000,000.00	0.00	0	5.14	5.271	0.00	178,750.00	178,750.00	178,750.00
1/1/16	Closing Balance	-39,000,000.00	(39,000,000.00)	0	5.14	5.271	(65,146.76)	35,750.00	(29,396.76)	(29,396.76)
						5.271	(65,146.76)	206,500.50	141,353.74	
Federal National Mortgage Association						3.295	(7,086,854.51)	17,983,101.00	10,896,246.49	

Return on Investment - Detail - AST

Between: July 1, 2015 and January 1, 2016

Printed: July 1, 2016 1:05 pm

Cash Flow Date	Transaction Description	Orig Curr Balance	Local Currency Equivalent ()							
			Principal Movement	Days	Yield	Adj Yield	Premium/ (Discount)	Interest	Total Cost	
Arkansas State Treasury (Con't)										
FHLB STRNT Invest										
466104 - STIFEL NICOLAUS - Tran Type: FHLB STRNT, Start: May 29, 2013, Maturity: October 29, 2015										
7/1/15	Opening Balance	-25,000,000.00	(25,000,000.00)	120	0.85	1.623	(12,860.10)	(18,851.90)	(31,712.00)	
10/29/15	Invest - FRN Sale	0.00	25,000,000.00	0	0.85	1.623	(12,860.10)	79,993.21	67,133.11	
1/1/16	Closing Balance	0.00	0.00	0	0.85	1.600	0.00	0.00	0.00	
							1.623	(25,720.20)	61,141.31	35,421.11
466105 - Vining Sparks - Tran Type: FHLB STRNT, Start: May 29, 2013, Maturity: October 29, 2015										
7/1/15	Opening Balance	-25,000,000.00	(25,000,000.00)	120	0.78	1.677	8,998.92	(19,616.17)	(10,617.25)	
10/29/15	Invest - FRN Sale	0.00	25,000,000.00	0	0.78	1.677	8,998.92	90,947.69	99,946.61	
1/1/16	Closing Balance	0.00	0.00	0	0.78	1.654	0.00	0.00	0.00	
							1.677	17,997.84	71,331.52	89,329.36
468745 - Delta Inv - Tran Type: FHLB STRNT, Start: June 20, 2013, Maturity: September 21, 2015										
7/1/15	Opening Balance	-25,000,000.00	(25,000,000.00)	82	1.00	2.028	0.00	(6,250.00)	(6,250.00)	
9/21/15	Invest - FRN Sale	0.00	25,000,000.00	0	1.00	2.028	0.00	61,805.56	61,805.56	
1/1/16	Closing Balance	0.00	0.00	0	1.00	2.000	0.00	0.00	0.00	
							2.028	0.00	55,555.56	55,555.56
							1.746	(7,722.36)	188,028.39	180,306.03
FHLB STRNT										
FNMA StrNt Invest										
443241 - St. Bernard Financial - Tran Type: FNMA STRNT, Start: December 11, 2012, Maturity: August 10, 2015										
7/1/15	Opening Balance	-25,000,000.00	(25,000,000.00)	40	0.70	1.521	0.00	(10,928.96)	(10,928.96)	
8/10/15	Invest - FRN Sale	0.00	25,000,000.00	0	0.70	1.521	0.00	32,786.89	32,786.89	
1/1/16	Closing Balance	0.00	0.00	0	0.70	1.500	0.00	0.00	0.00	
							1.521	0.00	21,857.93	21,857.93
443916 - UBS - Tran Type: FNMA STRNT, Start: December 13, 2012, Maturity: September 14, 2015										
7/1/15	Opening Balance	-25,000,000.00	(25,000,000.00)	75	0.70	1.521	0.00	(9,836.07)	(9,836.07)	
9/14/15	Invest - FRN Sale	0.00	25,000,000.00	0	0.70	1.521	0.00	50,819.67	50,819.67	
1/1/16	Closing Balance	0.00	0.00	0	0.70	1.500	0.00	0.00	0.00	
							1.521	0.00	40,983.60	40,983.60
443917 - Institutional Investment Securities - Tran Type: FNMA STRNT, Start: December 13, 2012, Maturity: September 14, 2015										
7/1/15	Opening Balance	-25,000,000.00	(25,000,000.00)	75	0.70	1.521	0.00	(9,836.07)	(9,836.07)	
9/14/15	Invest - FRN Sale	0.00	25,000,000.00	0	0.70	1.521	0.00	50,819.67	50,819.67	
1/1/16	Closing Balance	0.00	0.00	0	0.70	1.500	0.00	0.00	0.00	

Return on Investment - Detail - AST

Between: July 1, 2015 and January 1, 2016

Printed: July 1, 2016 1:05 pm

Cash Flow Date	Transaction Description	Orig Curr Balance	Local Currency Equivalent ()							
			Principal Movement	Days	Yield	Adj Yield	Premium/ (Discount)	Interest	Total Cost	
Arkansas State Treasury (Con't)										
FNMA StrNt Invest (Con't)										
444399 - Crews & Associates - Tran Type: FNMA STRNT, Start: December 18, 2012, Maturity: August 10, 2015							1.521	0.00	40,983.60	40,983.60
7/1/15	Opening Balance	-20,000,000.00	(20,000,000.00)	40	0.75	1.622	0.00	(6,038.25)	(6,038.25)	
8/10/15	Invest - FRN Sale	0.00	20,000,000.00	0	0.75	1.622	0.00	24,617.49	24,617.49	
1/1/16	Closing Balance	0.00	0.00	0	0.75	1.600	0.00	0.00	0.00	
							1.622	0.00	18,579.24	18,579.24
444780 - UBS - Tran Type: FNMA STRNT, Start: December 20, 2012, Maturity: September 21, 2015										
7/1/15	Opening Balance	-25,000,000.00	(25,000,000.00)	82	0.70	1.521	0.00	(6,010.93)	(6,010.93)	
9/21/15	Invest - FRN Sale	0.00	25,000,000.00	0	0.70	1.521	0.00	50,819.67	50,819.67	
1/1/16	Closing Balance	0.00	0.00	0	0.70	1.500	0.00	0.00	0.00	
							1.521	0.00	44,808.74	44,808.74
444788 - St. Bernard Financial - Tran Type: FNMA STRNT, Start: December 20, 2012, Maturity: August 17, 2015										
7/1/15	Opening Balance	-15,000,000.00	(15,000,000.00)	47	0.65	1.369	0.00	(3,155.74)	(3,155.74)	
8/17/15	Invest - FRN Sale	0.00	15,000,000.00	0	0.65	1.369	0.00	16,639.34	16,639.34	
1/1/16	Closing Balance	0.00	0.00	0	0.65	1.350	0.00	0.00	0.00	
							1.369	0.00	13,483.60	13,483.60
444992 - Morgan Stanley - Tran Type: FNMA STRNT, Start: December 26, 2012, Maturity: August 18, 2015										
7/1/15	Opening Balance	-15,000,000.00	(15,000,000.00)	48	0.70	1.521	0.00	(1,639.34)	(1,639.34)	
8/18/15	Invest - FRN Sale	0.00	15,000,000.00	0	0.70	1.521	0.00	17,377.05	17,377.05	
1/1/16	Closing Balance	0.00	0.00	0	0.70	1.500	0.00	0.00	0.00	
							1.521	0.00	15,737.71	15,737.71
444993 - Stephens, Inc. - Tran Type: FNMA STRNT, Start: December 27, 2012, Maturity: August 20, 2015										
7/1/15	Opening Balance	-25,000,000.00	(25,000,000.00)	50	0.63	1.445	0.00	(2,185.79)	(2,185.79)	
8/20/15	Invest - FRN Sale	0.00	25,000,000.00	0	0.63	1.445	0.00	29,508.20	29,508.20	
1/1/16	Closing Balance	0.00	0.00	0	0.63	1.425	0.00	0.00	0.00	
							1.445	0.00	27,322.41	27,322.41
449394 - Stephens, Inc. - Tran Type: FNMA STRNT, Start: January 30, 2013, Maturity: December 15, 2015										
7/1/15	Opening Balance	-7,000,000.00	(7,000,000.00)	29	0.50	1.521	0.00	(29,392.27)	(29,392.27)	
7/30/15	Invest - FRN Rate	-7,000,000.00	0.00	138	0.50	1.521	0.00	0.00	0.00	
7/30/15	Invest - FRN Coupon Receipt	-7,000,000.00	0.00	0	0.50	1.521	0.00	35,000.00	35,000.00	
12/15/15	Invest - FRN Sale	0.00	7,000,000.00	0	0.50	1.521	0.00	26,250.00	26,250.00	
1/1/16	Closing Balance	0.00	0.00	0	0.50	1.500	0.00	0.00	0.00	

Return on Investment - Detail - AST

Between: July 1, 2015 and January 1, 2016

Printed: July 1, 2016 1:05 pm

Cash Flow Date	Transaction Description	Orig Curr Balance	Local Currency Equivalent ()							
			Principal Movement	Days	Yield	Adj Yield	Premium/ (Discount)	Interest	Total Cost	
Arkansas State Treasury (Con't)										
FNMA StrNt Invest (Con't)										
449615 - Crews & Associates - Tran Type: FNMA STRNT, Start: January 30, 2013, Maturity: August 12, 2015										
7/1/15	Opening Balance	-6,325,000.00	(6,325,000.00)	29	0.75	1.648	0.00	(23,238.26)	(23,238.26)	
7/30/15	Invest - FRN Rate	-6,325,000.00	0.00	13	0.75	1.648	0.00	0.00	0.00	
7/30/15	Invest - FRN Coupon Receipt	-6,325,000.00	0.00	0	0.75	1.648	0.00	27,671.88	27,671.88	
8/12/15	Invest - FRN Sale	0.00	6,325,000.00	0	0.75	1.648	0.00	1,955.08	1,955.08	
1/1/16	Closing Balance	0.00	0.00	0	0.75	1.625	0.00	0.00	0.00	
							1.521	0.00	31,857.73	31,857.73
465651 - Crews & Associates - Tran Type: FNMA STRNT, Start: May 22, 2013, Maturity: August 18, 2015										
7/1/15	Opening Balance	-25,000,000.00	(25,000,000.00)	48	0.75	1.521	0.00	(20,380.43)	(20,380.43)	
8/18/15	Invest - FRN Rate	0.00	25,000,000.00	0	0.75	1.521	0.00	44,836.96	44,836.96	
1/1/16	Closing Balance	0.00	0.00	0	0.75	1.500	0.00	0.00	0.00	
							1.648	0.00	6,388.70	6,388.70
							1.521	0.00	24,456.53	24,456.53
FNMA StrNt							1.514	0.00	286,459.79	286,459.79
Money Management Fund Invest										
158606 - Money Management Fund - Tran Type: MMF, Start: July 3, 2006, Maturity: Overnight										
7/1/15	Opening Balance	-11,377,009.48	(11,377,009.48)	184	0.51	0.511	0.00	(4,914.39)	(4,914.39)	
1/1/16	Closing Balance	-11,377,009.48	(11,377,009.48)	0	0.51	0.511	0.00	34,083.66	34,083.66	
							0.511	0.00	29,169.27	29,169.27
Money Management Fund							0.511	0.00	29,169.27	29,169.27
Money Market Funds Invest										
106893 - Simmons Aim Institutional Fund - Tran Type: MMKT, Start: June 30, 2004, Maturity: Overnight										
7/1/15	Opening Balance	-200,690.95	(200,690.95)	30	0.19	0.190	0.00	(0.05)	(0.05)	
7/31/15	MMkt - Cash Int Payment/Receipt	-200,690.95	(6.82)	31	0.19	0.190	0.00	6.65	6.65	
8/31/15	MMkt - Cash Int Payment/Receipt	-200,690.95	(6.82)	30	0.19	0.190	0.00	6.82	6.82	
9/30/15	MMkt - Cash Int Payment/Receipt	-200,690.95	(6.60)	31	0.19	0.190	0.00	6.60	6.60	
10/31/15	MMkt - Cash Int Payment/Receipt	-200,690.95	(6.82)	30	0.19	0.190	0.00	6.82	6.82	
11/30/15	MMkt - Cash Renegotiation	-107,953,940.00	(107,753,125.00)	0	0.19	0.190	0.00	0.00	0.00	
11/30/15	MMkt - Cash Int Payment/Receipt	-107,953,940.00	(124.05)	1	0.19	0.190	0.00	6.60	6.60	
12/1/15	MMkt - Cash Renegotiation	-953,940.00	107,000,000.00	16	0.19	0.190	0.00	0.00	0.00	

Return on Investment - Detail - AST

Between: July 1, 2015 and January 1, 2016

Printed: July 1, 2016 1:05 pm

Cash Flow Date	Transaction Description	Orig Curr Balance	Local Currency Equivalent ()							
			Principal Movement	Days	Yield	Adj Yield	Premium/ (Discount)	Interest	Total Cost	
Arkansas State Treasury (Con't)										
Money Market Funds Invest (Con't)										
106893 - Simmons Aim Institutional Fund - Tran Type: MMKT, Start: June 30, 2004, Maturity: Overnight										
12/17/15	MMkt - Cash Renegotiation	-54,004.72	900,000.00	14	0.19	0.190	0.00	0.00	0.00	
12/31/15	MMkt - Cash Int Payment/Receipt	-54,004.72	(19.17)	1	0.19	0.190	0.00	135.87	135.87	
1/1/16	Closing Balance	-54,004.72	(54,004.72)	0	0.19	0.190	0.00	0.06	0.06	
							0.190	0.00	169.37	169.37
106895 - Federated Investment - Tran Type: MMKT, Start: June 30, 2004, Maturity: Overnight										
7/1/15	Opening Balance	-200,795.29	(200,795.29)	30	0.17	0.170	0.00	(0.06)	(0.06)	
7/31/15	MMkt - Cash Int Payment/Receipt	-200,795.29	(1.86)	31	0.17	0.170	0.00	1.71	1.71	
8/31/15	MMkt - Cash Int Payment/Receipt	-200,795.29	(1.69)	30	0.17	0.170	0.00	1.71	1.71	
9/30/15	MMkt - Cash Int Payment/Receipt	-200,795.29	(1.50)	48	0.17	0.170	0.00	1.65	1.65	
11/17/15	MMkt - Cash Int Payment/Receipt	-200,795.29	(1.56)	13	0.17	0.170	0.00	2.64	2.64	
11/30/15	MMkt - Cash Int Payment/Receipt	-200,795.29	(2.04)	17	0.17	0.170	0.00	0.72	0.72	
12/17/15	MMkt - Cash Renegotiation	-50,838.75	150,000.00	14	0.17	0.170	0.00	0.00	0.00	
12/31/15	MMkt - Cash Int Payment/Receipt	-50,838.75	(3.30)	1	0.17	0.170	0.00	1.13	1.13	
1/1/16	Closing Balance	-50,838.75	(50,838.75)	0	0.17	0.170	0.00	0.01	0.01	
							0.170	0.00	9.51	9.51
106897 - BOA Securities, LLC MM - Tran Type: MMKT, Start: June 30, 2004, Maturity: Overnight										
7/1/15	Opening Balance	-200,062.00	(200,062.00)	30	0.01	0.010	0.00	(0.05)	(0.05)	
7/31/15	MMkt - Cash Int Payment/Receipt	-200,062.00	(1.70)	31	0.01	0.010	0.00	1.70	1.70	
8/31/15	MMkt - Cash Int Payment/Receipt	-200,062.00	(2.45)	30	0.01	0.010	0.00	1.70	1.70	
9/30/15	MMkt - Cash Int Payment/Receipt	-200,062.00	(2.45)	31	0.01	0.010	0.00	1.64	1.64	
10/31/15	MMkt - Cash Int Payment/Receipt	-200,062.00	(2.53)	30	0.01	0.010	0.00	1.70	1.70	
11/30/15	MMkt - Cash Int Payment/Receipt	-200,062.00	(2.45)	17	0.01	0.010	0.00	1.64	1.64	
12/17/15	MMkt - Cash Renegotiation	-50,105.15	150,000.00	14	0.01	0.010	0.00	0.00	0.00	
12/31/15	MMkt - Cash Int Payment/Receipt	-50,105.15	(3.17)	1	0.01	0.010	0.00	1.12	1.12	
1/1/16	Closing Balance	-50,105.15	(50,105.15)	0	0.01	0.010	0.00	0.01	0.01	
							0.010	0.00	9.46	9.46
113341 - Merrill Lynch Funds for Institutions - Tran Type: MMKT, Start: June 30, 2004, Maturity: Overnight										
7/1/15	Opening Balance	0.00	0.00	184	2.85	2.867	0.00	(24,532.07)	(24,532.07)	
1/1/16	Closing Balance	0.00	0.00	0	2.85	2.867	0.00	24,532.07	24,532.07	
							0.00	0.00	0.00	0.00
567678 - Bank of the Ozarks - Tran Type: MMKT, Start: June 12, 2015, Maturity: Notice										

Return on Investment - Detail - AST

Between: July 1, 2015 and January 1, 2016

Printed: July 1, 2016 1:05 pm

Cash Flow Date	Transaction Description	Orig Curr Balance	Local Currency Equivalent ()							
			Principal Movement	Days	Yield	Adj Yield	Premium/ (Discount)	Interest	Total Cost	
Arkansas State Treasury (Con't)										
Money Market Funds Invest (Con't)										
567678 - Bank of the Ozarks - Tran Type: MMKT, Start: June 12, 2015, Maturity: Notice										
7/1/15	Opening Balance	-125,063,435.00	(125,063,435.00)	30	0.40	0.406	0.00	(1,389.02)	(1,389.02)	
7/31/15	MMkt - Cash Int Payment/Receipt	-125,063,435.00	(51,793.58)	3	0.40	0.406	0.00	43,059.57	43,059.57	
8/3/15	MMkt - Cash Renegotiation	-125,282,874.63	0.00	28	0.53	0.538	0.00	0.00	0.00	
8/31/15	MMkt - Cash Int Payment/Receipt	-125,282,874.63	(54,680.55)	30	0.53	0.538	0.00	55,722.71	55,722.71	
9/30/15	MMkt - Cash Int Payment/Receipt	-125,282,874.63	(53,843.94)	31	0.53	0.538	0.00	55,260.50	55,260.50	
10/31/15	MMkt - Cash Int Payment/Receipt	-125,282,874.63	(56,352.92)	30	0.53	0.538	0.00	57,127.09	57,127.09	
11/30/15	MMkt - Cash Int Payment/Receipt	-125,282,874.63	(54,562.22)	4	0.53	0.538	0.00	55,309.17	55,309.17	
12/4/15	MMkt - Cash Renegotiation	-40,282,874.63	85,000,000.00	3	0.53	0.538	0.00	0.00	0.00	
12/7/15	MMkt - Cash Renegotiation	-25,282,874.63	15,000,000.00	7	0.53	0.538	0.00	0.00	0.00	
12/14/15	MMkt - Cash Renegotiation	-296,705.55	25,000,000.00	17	0.53	0.538	0.00	0.00	0.00	
12/31/15	MMkt - Cash Int Payment/Receipt	-296,705.55	(13,779.84)	1	0.53	0.538	0.00	11,833.27	11,833.27	
1/1/16	Closing Balance	-296,705.55	(296,705.55)	0	0.53	0.538	0.00	4.37	4.37	
							0.510	0.00	276,927.66	276,927.66
Money Market Funds							0.507	0.00	277,116.00	277,116.00
Municipal Bond Invest										
579250 - Municipal Bond - Tran Type: MUNI, Start: July 14, 2015, Maturity: July 1, 2018										
7/1/15	Opening Balance	0.00	0.00	0	0.00	0.000	0.00	0.00	0.00	
7/14/15	Invest - Bond Purchase	-1,000,000.00	(1,000,000.00)	171	1.46	1.480	0.00	0.00	0.00	
1/1/16	Closing Balance	-1,000,000.00	(1,000,000.00)	0	1.46	1.480	(2,395.37)	10,000.00	7,604.63	
							1.480	(2,395.37)	10,000.00	7,604.63
599302 - Crews & Associates - Tran Type: MUNI, Start: December 17, 2015, Maturity: January 1, 2041										
7/1/15	Opening Balance	0.00	0.00	0	0.00	0.000	0.00	0.00	0.00	
12/17/15	Invest - Bond Purchase	-1,110,000.00	(1,110,000.00)	15	2.97	3.012	0.00	(1,455.33)	(1,455.33)	
1/1/16	Closing Balance	-1,110,000.00	(1,110,000.00)	0	2.97	3.012	4,162.50	16,489.05	20,651.55	
							3.012	4,162.50	15,033.72	19,196.22
Municipal Bond							1.616	1,767.13	25,033.72	26,800.85
US TREASURY BOND Invest										
516065 - UBS - Tran Type: US TBOND, Start: June 4, 2014, Maturity: September 2, 2015										
7/1/15	Opening Balance	-5,000,000.00	(5,000,000.00)	63	0.42	0.423	11,086.37	(14,416.44)	(3,330.07)	

Return on Investment - Detail - AST

Between: July 1, 2015 and January 1, 2016

Printed: July 1, 2016 1:05 pm

Cash Flow Date	Transaction Description	Orig Curr Balance	Local Currency Equivalent ()							
			Principal Movement	Days	Yield	Adj Yield	Premium/ (Discount)	Interest	Total Cost	
Arkansas State Treasury (Con't)										
US TREASURY BOND Invest (Con't)										
516065 - UBS - Tran Type: US TBOND, Start: June 4, 2014, Maturity: September 2, 2015										
7/15/15	Invest - Bond Coupon Receipt	-5,000,000.00	0.00	0	0.42	0.423	0.00	15,625.00	15,625.00	
9/2/15	Invest - Bond Sale	0.00	5,000,000.00	0	0.42	0.423	0.00	4,161.01	4,161.01	
1/1/16	Closing Balance	0.00	0.00	0	0.42	0.417	0.00	0.00	0.00	
						0.423	11,086.37	5,369.57	16,455.94	
US TREASURY BOND						0.423	11,086.37	5,369.57	16,455.94	
Arkansas State Treasury						2.207	(10,042,321.46)	38,295,792.54	28,253,471.08	

Return on Investment - Detail - AST

Between: July 1, 2015 and January 1, 2016

Printed: July 1, 2016 1:05 pm

Local Currency Equivalent ()

Cash Flow Date	Transaction Description	Orig Curr Balance	Principal Movement	Days	Yield	Adj Yield	Premium/ (Discount)	Interest	Total Cost
----------------	-------------------------	-------------------	--------------------	------	-------	-----------	---------------------	----------	------------

Consolidated ROI Report

Validated Through: 7/31/2015

Asset Type	Cusip	Description	Maturity Date	Org Face/ Mat Amount	Curr Book Value	Invested Funds	Total Period Earnings	ROI
CP	01853KUA7	ALE 0 07/10/15	7/10/2015	34,000,000	\$34,000,000.00	\$10,198,929.00	\$3,570.00	0.42%
CP	03040MUQ8	AMWAPP CP 07/24/1	7/24/2015	27,000,000	\$27,000,000.00	\$899,992.00	\$240.00	0.32%
CP	12705XU16	CABOTC CP 07/01/15	7/1/2015	20,013,000	\$20,013,000.00	\$0.00	\$0.00	
CP	12705XU24	CABOTC CP 07/02/15	7/2/2015	47,000,000	\$47,000,000.00	\$1,566,651.44	\$456.94	0.35%
CP	1513E3U23	CENTEN 0 07/02/15	7/2/2015	27,816,000	\$27,816,000.00	\$926,480.13	\$502.23	0.65%
			7/2/2015	22,000,000	\$22,000,000.00	\$732,843.43	\$397.22	0.65%
			7/2/2015	25,000,000	\$25,000,000.00	\$833,244.44	\$333.33	0.48%
CP	1513E3U64	CENTEN CP 07/06/15	7/6/2015	50,018,000	\$50,018,000.00	\$6,668,770.26	\$2,223.02	0.40%
CP	1513E3U80	CENTEN 0 07/08/15	7/8/2015	23,000,000	\$23,000,000.00	\$766,657.72	\$268.33	0.42%
CP	1513E3UA5	CENTEN 0 07/10/15	7/10/2015	30,000,000	\$30,000,000.00	\$8,999,032.50	\$3,225.00	0.43%
			7/10/2015	50,000,000	\$50,000,000.00	\$13,332,000.00	\$5,000.00	0.45%
CP	1513E3UD9	CENTEN 0 07/13/15	7/13/2015	30,000,000	\$30,000,000.00	\$2,999,900.00	\$1,000.00	0.40%
CP	1513E3UQ0	CENTEN 0 07/24/15	7/24/2015	16,300,000	\$16,300,000.00	\$4,889,449.88	\$1,833.75	0.45%
			7/24/2015	20,000,000	\$20,000,000.00	\$15,324,388.89	\$7,666.67	0.60%
CP	1513E3UV9	CENTEN 0 07/29/15	7/29/2015	25,000,000	\$25,000,000.00	\$5,832,811.57	\$2,236.11	0.46%

Asset Type	Cusip	Description	Maturity Date	Org Face/ Mat Amount	Curr Book Value	Invested Funds	Total Period Earnings	ROI
CP	1513E3UW7	CENTEN 0 07/30/15						
			7/30/2015	21,000,000	\$21,000,000.00	\$699,992.22	\$233.33	0.40%
CP	1513E3VE6	CENTEN 0 08/14/15						
			8/14/2015	22,000,000	\$22,000,000.00	\$22,709,936.94	\$12,313.89	0.65%
CP	1513E3VQ9	CENTEN 0 08/24/15						
			8/24/2015	50,000,000	\$50,000,000.00	\$39,966,055.55	\$21,666.67	0.65%
CP	1513E3WH8	CENTEN 0 09/17/15						
			9/17/2015	20,000,000	\$20,000,000.00	\$7,325,417.41	\$4,094.44	0.67%
CP	1513E3WN5	CENTEN 0 09/22/15						
			9/22/2015	21,973,000	\$21,973,000.00	\$2,195,050.82	\$1,226.83	0.67%
CP	1513E3XG9	CENTEN 0 10/16/15						
			10/16/2015	50,000,000	\$50,000,000.00	\$39,916,666.66	\$25,000.00	0.75%
			10/16/2015	30,000,000	\$30,000,000.00	\$21,955,083.33	\$13,750.00	0.75%
CP	16537MUV9	BSNCHB CP 07/29/15						
			7/29/2015	38,000,000	\$38,000,000.00	\$8,865,977.04	\$2,955.56	0.40%
CP	16953KU14	CHIPOW 0 07/01/15						
			7/1/2015	100,000,000	\$100,000,000.00	\$0.00	\$0.00	
CP	16953KU22	CHIPOW 0 07/02/15						
			7/2/2015	16,500,000	\$16,500,000.00	\$549,981.67	\$183.33	0.40%
CP	16953KU71	CHIPOW 0 07/07/15						
			7/7/2015	25,000,000	\$25,000,000.00	\$4,999,691.67	\$1,541.67	0.37%
CP	16953KU89	CHIPOW 0 07/08/15						
			7/8/2015	25,000,000	\$25,000,000.00	\$833,324.07	\$277.78	0.40%
CP	16953KUA4	CHIPOW 0 07/10/15						
			7/10/2015	25,000,000	\$25,000,000.00	\$833,324.07	\$277.78	0.40%
CP	24409UUH1	DERPRK 0 07/17/15						
			7/17/2015	23,500,000	\$23,500,000.00	\$8,615,297.57	\$3,733.89	0.52%
CP	25156LV33	DTEGR CP 08/03/15						
			8/3/2015	50,000,000	\$50,000,000.00	\$43,317,155.55	\$17,333.34	0.48%

Asset Type	Cusip	Description	Maturity Date	Org Face/ Mat Amount	Curr Book Value	Invested Funds	Total Period Earnings	ROI
CP	25271UU67	DO CP 07/06/15						
			7/6/2015	20,000,000	\$20,000,000.00	\$2,666,548.15	\$888.89	0.40%
CP	25271UU83	DO CP 07/08/15						
			7/8/2015	55,000,000	\$55,000,000.00	\$1,833,313.47	\$595.83	0.39%
CP	25271UUA8	DO 0 07/10/15						
			7/10/2015	57,632,000	\$57,632,000.00	\$1,921,045.86	\$624.35	0.39%
			7/10/2015	17,071,000	\$17,071,000.00	\$569,027.17	\$184.94	0.39%
CP	25271UUD2	DO CP 07/13/15						
			7/13/2015	22,250,000	\$22,250,000.00	\$2,224,927.69	\$723.13	0.39%
CP	25271UUN0	DO CP 07/22/15						
			7/22/2015	107,807,000	\$107,807,000.00	\$3,593,527.74	\$1,167.91	0.39%
CP	25271UUP5	DO CP 07/23/15						
			7/23/2015	108,500,000	\$108,500,000.00	\$3,616,628.49	\$1,145.28	0.38%
			7/23/2015	55,000,000	\$55,000,000.00	\$1,833,313.98	\$580.56	0.38%
CP	25271UUQ3	DO CP 07/24/15						
			7/24/2015	105,100,000	\$105,100,000.00	\$3,503,296.35	\$1,109.39	0.38%
CP	26882SVE3	ERACPP CP 8/14/15						
			8/14/2015	50,000,000	\$50,000,000.00	\$51,594,333.33	\$25,833.33	0.60%
CP	29250BU25	ENCNUS O 7/2/15						
			7/2/2015	35,000,000	\$35,000,000.00	\$1,165,822.78	\$602.78	0.62%
CP	29250BUA7	ENCNUS CP 07/10/15						
			7/10/2015	15,000,000	\$15,000,000.00	\$3,999,555.56	\$1,666.67	0.50%
CP	29250BUM1	ENCNUS CP 07/21/15						
			7/21/2015	3,500,000	\$3,500,000.00	\$699,944.00	\$280.00	0.48%
CP	29250BUQ2	ENCNUS CP 07/24/15						
			7/24/2015	5,000,000	\$5,000,000.00	\$166,664.54	\$63.89	0.46%
CP	29250BV40	ENCNUS CP 08/04/15						
			8/4/2015	2,485,000	\$2,485,000.00	\$2,566,378.23	\$1,283.92	0.60%
CP	29250BV57	ENCNUS CP 08/05/15						

Asset Type	Cusip	Description	Maturity Date	Org Face/ Mat Amount	Curr Book Value	Invested Funds	Total Period Earnings	ROI
			8/5/2015	40,000,000	\$40,000,000.00	\$41,290,714.07	\$22,044.44	0.64%
CP	29250BV65	ENCNUS CP 08/06/15	8/6/2015	1,000,000	\$1,000,000.00	\$866,233.81	\$418.89	0.58%
			8/6/2015	9,000,000	\$9,000,000.00	\$7,796,104.33	\$3,770.00	0.58%
CP	29250BVH1	ENCNUS CP 8/17/15	8/17/2015	20,000,000	\$20,000,000.00	\$20,634,202.77	\$11,194.45	0.65%
CP	29250BVU2	ENCNUS CP 08/28/15	8/28/2015	69,993,000	\$69,993,000.00	\$72,184,059.58	\$42,190.22	0.70%
CP	29250BX97	ENCNUS CP 10/09/15	10/9/2015	10,000,000	\$10,000,000.00	\$5,656,920.00	\$3,400.00	0.72%
CP	29251VUT1	ENBUS CP 07/27/15	7/27/2015	20,000,000	\$20,000,000.00	\$13,994,855.00	\$7,350.00	0.63%
CP	29251VV37	ENBUS CP 08/03/15	8/3/2015	15,000,000	\$15,000,000.00	\$14,991,333.33	\$8,125.00	0.65%
			8/3/2015	5,000,000	\$5,000,000.00	\$4,997,200.00	\$2,625.00	0.63%
CP	29251VV78	ENBUS CP 08/07/15	8/7/2015	26,500,000	\$26,500,000.00	\$22,070,972.80	\$11,961.81	0.65%
CP	29251VVE3	ENBUS 0 8/14/15	8/14/2015	20,000,000	\$20,000,000.00	\$20,626,194.44	\$12,916.67	0.75%
CP	29251VVM5	ENBUS CP 8/21/15	8/21/2015	25,000,000	\$25,000,000.00	\$25,783,948.61	\$15,930.56	0.74%
CP	29251VX92	ENBUS CP 10/09/15	10/9/2015	20,000,000	\$20,000,000.00	\$16,634,027.78	\$10,416.67	0.75%
CP	2925A3U63	EEP CP 7/6/15	7/6/2015	20,000,000	\$20,000,000.00	\$3,329,191.67	\$1,972.22	0.71%
CP	2925A3U89	EEP CP 7/8/15	7/8/2015	5,986,000	\$5,986,000.00	\$1,395,224.86	\$838.04	0.72%
CP	2925A3UD8	EEP CP 07/13/15	7/13/2015	14,910,000	\$14,910,000.00	\$5,961,307.92	\$3,230.50	0.65%

Asset Type	Cusip	Description	Maturity Date	Org Face/ Mat Amount	Curr Book Value	Invested Funds	Total Period Earnings	ROI
CP	2925A3UM8	EEP CP 7/21/15	7/21/2015	33,600,000	\$33,600,000.00	\$22,373,493.33	\$13,253.33	0.71%
CP	29442LU71	EFX 0 07/07/15	7/7/2015	35,000,000	\$35,000,000.00	\$6,999,533.33	\$2,333.33	0.40%
CP	2951VVM5	ENBUS CP 8/21/15	8/21/2015	50,000,000	\$50,000,000.00	\$51,570,021.29	\$31,861.11	0.74%
CP	37790BUH2	GLENPP CP 7/17/15	7/17/2015	35,000,000	\$35,000,000.00	\$18,646,444.44	\$10,111.11	0.65%
CP	37790BUX7	GLENPP CP 7/31/15	7/31/2015	50,000,000	\$50,000,000.00	\$49,907,000.00	\$30,000.00	0.72%
CP	37790BVE8	GLENPP CP 8/14/15	8/14/2015	60,000,000	\$60,000,000.00	\$61,875,535.00	\$37,716.67	0.73%
CP	37790BVL2	GLENPP CP 08/20/15	8/20/2015	45,500,000	\$45,500,000.00	\$16,675,964.86	\$7,368.47	0.53%
CP	37790BVS7	GLENPP CP 08/26/15	8/26/2015	20,000,000	\$20,000,000.00	\$3,331,861.11	\$1,472.22	0.53%
CP	43357MU73	HITCRD CP 07/07/15	7/7/2015	4,000,000	\$4,000,000.00	\$666,626.85	\$238.89	0.43%
CP	43474MU97	HOLUS CP 07/09/15	7/9/2015	5,000,000	\$5,000,000.00	\$1,166,564.58	\$437.50	0.45%
CP	43474MUP1	HOLUS CP 07/23/15	7/23/2015	5,150,000	\$5,150,000.00	\$1,201,561.52	\$450.63	0.45%
CP	4851E1UA0	KSPOLI 0 07/10/15	7/10/2015	20,000,000	\$20,000,000.00	\$666,659.44	\$216.67	0.39%
CP	55269KU29	MDU 0 07/02/15	7/2/2015	6,750,000	\$6,750,000.00	\$224,977.50	\$84.38	0.45%
CP	62956UU21	NBRIND CP 07/02/15	7/2/2015	16,252,000	\$16,252,000.00	\$541,664.11	\$207.66	0.46%
CP	62956UV46	NBRIND CP 08/04/15						

Asset Type	Cusip	Description	Maturity Date	Org Face/ Mat Amount	Curr Book Value	Invested Funds	Total Period Earnings	ROI
			8/4/2015	11,570,000	\$11,570,000.00	\$3,470,490.92	\$1,272.70	0.44%
CP	62956UV53	NBRIND CP 08/05/15	8/5/2015	11,589,000	\$11,589,000.00	\$3,476,147.59	\$1,274.79	0.44%
CP	66807NU11	NOWEST 0 07/01/15	7/1/2015	41,000,000	\$41,000,000.00	\$0.00	\$0.00	
			7/1/2015	41,000,000	\$41,000,000.00	\$0.00	\$0.00	
CP	66807NU78	NOWEST CP 07/07/15	7/7/2015	24,000,000	\$24,000,000.00	\$799,991.11	\$266.67	0.40%
CP	66807NUN3	NOWEST CP 07/22/15	7/22/2015	39,000,000	\$39,000,000.00	\$1,299,985.56	\$433.33	0.40%
CP	66807NVH5	NOWEST CP 08/17/15	8/17/2015	10,807,000	\$10,807,000.00	\$5,761,171.67	\$2,401.56	0.50%
CP	66807NVM4	NOWEST CP 08/21/15	8/21/2015	4,200,000	\$4,200,000.00	\$1,259,492.50	\$525.00	0.50%
CP	68268UUA3	OKSPP 0 07/10/15	7/10/2015	20,000,000	\$20,000,000.00	\$1,999,891.66	\$1,083.40	0.65%
CP	68268UUP0	OKSPP CP 07/23/15	7/23/2015	12,000,000	\$12,000,000.00	\$2,399,736.00	\$1,320.00	0.66%
CP	68268UUV7	OKSPP CP 07/29/15	7/29/2015	20,000,000	\$20,000,000.00	\$8,664,601.11	\$4,766.67	0.66%
CP	68268UV79	OKSPP 0 08/07/15	8/7/2015	20,000,000	\$20,000,000.00	\$7,997,320.00	\$4,466.67	0.67%
CP	68268UVD6	OKSPP 0 8/13/15	8/13/2015	20,000,000	\$20,000,000.00	\$1,332,991.11	\$733.33	0.66%
			8/13/2015	20,000,000	\$20,000,000.00	\$1,332,991.11	\$733.33	0.66%
CP	68268UVE4	OKSPP 0 8/14/15	8/14/2015	20,000,000	\$20,000,000.00	\$1,999,413.33	\$1,100.00	0.66%
CP	70962WU22	PENFNS 0 7/2/15	7/2/2015	15,000,000	\$15,000,000.00	\$499,691.67	\$250.00	0.60%

Asset Type	Cusip	Description	Maturity Date	Org Face/ Mat Amount	Curr Book Value	Invested Funds	Total Period Earnings	ROI
CP	70962WUG1	PENFNS CP 7/16/15	7/16/2015	46,400,000	\$46,400,000.00	\$23,176,806.45	\$11,793.33	0.61%
CP	70962WVE5	PENFNS CP 08/14/15	8/14/2015	1,135,000	\$1,135,000.00	\$340,395.96	\$141.88	0.50%
CP	70962WXG8	PENFNS CP 10/16/15	10/16/2015	54,000,000	\$54,000,000.00	\$28,752,896.00	\$15,360.00	0.64%
CP	72650XU80	PAAPP CP 07/08/15	7/8/2015	53,900,000	\$53,900,000.00	\$12,575,639.57	\$4,401.83	0.42%
CP	72650XUQ0	PAAPP 0 07/24/15	7/24/2015	55,000,000	\$55,000,000.00	\$1,833,312.96	\$611.11	0.40%
CP	72651WUQ1	PMCPP CP 07/24/15	7/24/2015	16,800,000	\$16,800,000.00	\$559,994.71	\$158.67	0.34%
CP	81900QUF8	SHAGAN CP 07/15/15	7/15/2015	50,000,000	\$50,000,000.00	\$3,333,250.00	\$1,250.00	0.45%
CP	81900QV34	SHAGAN CP 08/03/15	8/3/2015	28,000,000	\$28,000,000.00	\$2,799,805.56	\$1,166.67	0.50%
			8/3/2015	30,000,000	\$30,000,000.00	\$3,999,666.67	\$1,666.67	0.50%
			8/3/2015	2,000,000	\$2,000,000.00	\$266,644.44	\$111.11	0.50%
CP	81900QX24	SHAGAN 0 10/02/15	10/2/2015	50,000,000	\$50,000,000.00	\$28,296,027.78	\$14,166.67	0.60%
CP	82831NU26	SILVPP CP 07/02/15	7/2/2015	75,000,000	\$75,000,000.00	\$2,499,955.56	\$666.67	0.32%
CP	87230tvd4	TCLHOL 0 08/13/15	8/13/2015	20,000,000	\$20,000,000.00	\$1,333,100.00	\$500.00	0.45%
CP	88513BX70	THORCP CP 10/07/15	10/7/2015	13,300,000	\$13,300,000.00	\$10,180,606.92	\$5,353.25	0.63%
CP	92939BUM8	WPPCPP CP 07/21/15	7/21/2015	7,000,000	\$7,000,000.00	\$1,399,902.00	\$490.00	0.42%
CP	92939BV70	WPPCPP CP 08/07/15						

Asset Type	Cusip	Description	Maturity Date	Org Face/ Mat Amount	Curr Book Value	Invested Funds	Total Period Earnings	ROI
CP	92939BVH8	WPPCPP CP 08/17/15	8/7/2015	20,000,000	\$20,000,000.00	\$5,998,875.00	\$2,250.00	0.45%
			8/17/2015	17,000,000	\$17,000,000.00	\$9,062,475.85	\$3,928.89	0.52%
CP	92939BVQ8	WPPCPP CP 08/24/15	8/17/2015	10,000,000	\$10,000,000.00	\$5,330,868.15	\$2,311.11	0.52%
			8/24/2015	25,000,000	\$25,000,000.00	\$2,499,061.11	\$1,083.33	0.52%
CP	92939BVX3	WPPCPP CP 08/31/15	8/31/2015	30,000,000	\$30,000,000.00	\$1,999,040.00	\$900.00	0.54%
CP	96950MU15	WILPAR 0 07/01/15	7/1/2015	13,000,000	\$13,000,000.00	\$0.00	\$0.00	
CP	96950MUP2	WILPAR CP 07/23/15	7/23/2015	69,800,000	\$69,800,000.00	\$16,285,336.59	\$5,700.33	0.42%
			7/23/2015	40,000,000	\$40,000,000.00	\$9,332,571.11	\$3,266.67	0.42%
CP	96950MUW7	WILPAR CP 07/30/15	7/30/2015	17,700,000	\$17,700,000.00	\$4,129,662.72	\$1,445.50	0.42%
CP	96950MUX5	WILPAR CP 07/31/15	7/31/2015	14,000,000	\$14,000,000.00	\$3,266,399.89	\$1,143.33	0.42%
CP	96950MV30	WILPAR CP 08/03/15	8/3/2015	35,000,000	\$35,000,000.00	\$5,832,856.94	\$2,041.67	0.42%
			CP Totals:		\$3,457,307,000.00	\$1,100,147,898.81	\$566,964.53	0.62%

Asset Type	Cusip	Description	Maturity Date	Org Face/ Mat Amount	Curr Book Value	Invested Funds	Total Period Earnings	ROI
DDA	1st Security DDA 02			1	\$3,001,220.68	\$3,100,235.50	\$1,146.66	0.44%
DDA	Bank of America DD			1	\$567,849.21	\$12,209,770.23	\$702.48	0.07%
DDA	Bank of Ozarks DDA			1	\$108,311,968.61	\$95,101,264.87	\$58,624.07	0.74%
DDA	Centennial DDA 965			1	\$95,346,260.53	\$72,723,120.48	\$41,840.70	0.69%
DDA	Regions DDA 6470			1	\$766,818.24	\$979,360.43	\$56.35	0.07%
DDA	Simmons DDA 4368			1	\$74,637,185.17	\$52,261,730.19	\$25,772.91	0.59%
DDA	US Bank DDA 0126			1	\$94,843.10	\$98,002.01	\$2.82	0.03%
	DDA	Totals:			\$282,726,145.54	\$236,473,483.72	\$128,145.98	0.65%

Asset Type	Cusip	Description	Maturity Date	Org Face/ Mat Amount	Curr Book Value	Invested Funds	Total Period Earnings	ROI
MBS	3136AKNC3	FNR 2014-39 AB	9/25/1939	5,742,432	\$5,666,437.02	\$5,868,980.30	\$6,688.39	1.37%
MBS	3136AKNF6	FNR 2014-39 GA	9/25/2039	30,792,163	\$30,481,647.31	\$31,467,348.36	\$49,558.75	1.89%
MBS	3136ANG68	FNR 2015-36 DA	6/25/2045	9,784,752	\$9,624,135.27	\$9,742,491.49	\$18,539.29	2.28%
			6/25/2045	10,732,104	\$10,555,936.58	\$10,685,751.95	\$20,334.25	2.28%
MBS	3137BA6C1	FHR 4332 KE	9/15/2043	11,206,688	\$11,033,251.10	\$11,336,022.77	\$18,410.04	1.95%
MBS	3137BG4H9	FHR 4425 EA	1/15/2045	22,367,244	\$21,876,904.73	\$21,991,168.31	\$41,292.06	2.25%
MBS	3137BJVS9	FHR 4479 PQ	8/15/2045	18,551,772	\$18,590,415.85	\$19,035,508.31	\$32,434.19	2.04%
MBS Totals:					\$107,828,727.86	\$110,127,271.49	\$187,256.99	2.04%

Asset Type	Cusip	Description	Maturity Date	Org Face/ Mat Amount	Curr Book Value	Invested Funds	Total Period Earnings	ROI
MMGT	Money Managemen			1	\$5,000,000.00	\$166,666.67	\$13.70	0.10%
MMGT Totals:					\$5,000,000.00	\$166,666.67	\$13.70	0.10%

Asset Type	Cusip	Description	Maturity Date	Org Face/ Mat Amount	Curr Book Value	Invested Funds	Total Period Earnings	ROI
MMkt	BAML Fed MMkt 84			1	\$200,050.42	\$206,717.51	\$35.68	0.21%
MMkt	Federated-Raymond			1	\$200,786.64	\$207,478.15	\$30.70	0.18%
MMkt	Invesco-Simmons M			1	\$200,663.89	\$207,347.63	\$35.79	0.21%
		MMkt Totals:			\$601,500.95	\$621,543.28	\$102.16	0.20%

Asset Type	Cusip	Description	Maturity Date	Org Face/ Mat Amount	Curr Book Value	Invested Funds	Total Period Earnings	ROI
Muni	782816AC6	RUSWTR 2 07/01/18	7/1/2018	1,000,000	\$1,000,000.00	\$0.00	\$0.00	
Muni Totals:					\$1,000,000.00	\$0.00	\$0.00	#Num!

Asset Type	Cusip	Description	Maturity Date	Org Face/ Mat Amount	Curr Book Value	Invested Funds	Total Period Earnings	ROI
				Report Totals:	\$3,854,463,374.35	\$1,447,536,863.97	\$882,483.36	0.73%

Consolidated ROI Report

Validated Through: 8/31/2015

Asset Type	Cusip	Description	Maturity Date	Org Face/ Mat Amount	Curr Book Value	Invested Funds	Total Period Earnings	ROI
CP	06738MVR5	BCR CP 08/25/15	8/25/2015	40,000,000	\$40,000,000.00	\$1,333,327.04	\$188.89	0.17%
CP	12056UVR9	BUNGPP CP 08/25/15	8/25/2015	80,150,000	\$80,150,000.00	\$2,671,640.69	\$779.24	0.35%
CP	12056UVS7	BUNGPP CP 08/26/15	8/26/2015	46,003,000	\$46,003,000.00	\$1,533,418.42	\$447.25	0.35%
CP	12056UVT5	BUNGPP CP 08/27/15	8/27/2015	146,000,000	\$146,000,000.00	\$4,866,619.35	\$1,419.44	0.35%
CP	1513E3V71	CENTEN 0 08/07/15	8/7/2015	20,000,000	\$20,000,000.00	\$2,666,542.22	\$933.33	0.42%
CP	1513E3VE6	CENTEN 0 08/14/15	8/14/2015	22,000,000	\$22,000,000.00	\$9,523,521.94	\$5,163.89	0.65%
CP	1513E3VQ9	CENTEN 0 08/24/15	8/24/2015	50,000,000	\$50,000,000.00	\$38,300,803.24	\$20,763.89	0.65%
CP	1513E3WH8	CENTEN 0 09/17/15	9/17/2015	20,000,000	\$20,000,000.00	\$20,644,358.15	\$11,538.89	0.67%
CP	1513E3WN5	CENTEN 0 09/22/15	9/22/2015	21,973,000	\$21,973,000.00	\$22,682,191.80	\$12,677.20	0.67%
CP	1513E3XG9	CENTEN 0 10/16/15	10/16/2015	50,000,000	\$50,000,000.00	\$51,559,027.77	\$32,291.67	0.75%
			10/16/2015	30,000,000	\$30,000,000.00	\$30,936,708.33	\$19,375.00	0.75%
CP	16537MV71	BSNCHB 0 08/07/15	8/7/2015	53,000,000	\$53,000,000.00	\$1,766,654.40	\$368.06	0.25%
CP	16953HVM4	CHNTEX CP 08/21/15	8/21/2015	29,000,000	\$29,000,000.00	\$966,655.93	\$322.22	0.40%
CP	16953HVV6	CHNTEX CP 08/28/15						

Asset Type	Cusip	Description	Maturity Date	Org Face/ Mat Amount	Curr Book Value	Invested Funds	Total Period Earnings	ROI
			8/28/2015	29,000,000	\$29,000,000.00	\$6,766,074.58	\$2,537.50	0.45%
CP	16953KVJ4	CHIPOW CP 08/18/15	8/18/2015	20,000,000	\$20,000,000.00	\$666,659.63	\$211.11	0.38%
CP	16953KVQ8	CHIPOW CP 08/24/15	8/24/2015	4,500,000	\$4,500,000.00	\$449,986.13	\$138.75	0.37%
CP	16953WV66	CSCOHK CP 08/06/15	8/6/2015	27,000,000	\$27,000,000.00	\$899,991.25	\$262.50	0.35%
CP	16953WVQ2	CSCOHK CP 08/24/15	8/24/2015	12,750,000	\$12,750,000.00	\$1,699,924.44	\$566.67	0.40%
			8/24/2015	28,500,000	\$28,500,000.00	\$2,849,905.00	\$950.00	0.40%
CP	16953WVS8	CSCOHK CP 08/26/15	8/26/2015	30,975,000	\$30,975,000.00	\$6,194,566.35	\$2,168.25	0.42%
CP	16953WVU3	CSCOHK CP 08/28/15	8/28/2015	93,275,000	\$93,275,000.00	\$3,109,132.12	\$1,036.39	0.40%
CP	25156LV33	DTEGR CP 08/03/15	8/3/2015	50,000,000	\$50,000,000.00	\$3,332,088.89	\$1,333.33	0.48%
CP	25271UV41	DO CP 08/04/15	8/4/2015	60,000,000	\$60,000,000.00	\$1,999,978.33	\$650.00	0.39%
CP	25271UV74	DO CP 08/07/15	8/7/2015	25,000,000	\$25,000,000.00	\$833,324.31	\$270.83	0.39%
CP	25271UVR0	DO CP 08/25/15	8/25/2015	17,290,000	\$17,290,000.00	\$576,327.25	\$182.51	0.38%
CP	25271UVT6	DO CP 08/27/15	8/27/2015	105,000,000	\$105,000,000.00	\$3,499,963.06	\$1,108.33	0.38%
CP	26882SVE3	ERACPP CP 8/14/15	8/14/2015	50,000,000	\$50,000,000.00	\$21,636,333.33	\$10,833.33	0.60%
CP	29250BV40	ENCNUS CP 08/04/15	8/4/2015	2,485,000	\$2,485,000.00	\$248,359.18	\$124.25	0.60%
CP	29250BV57	ENCNUS CP 08/05/15						

Asset Type	Cusip	Description	Maturity Date	Org Face/ Mat Amount	Curr Book Value	Invested Funds	Total Period Earnings	ROI
			8/5/2015	40,000,000	\$40,000,000.00	\$5,327,834.07	\$2,844.44	0.64%
CP	29250BV65	ENCNUS CP 08/06/15	8/6/2015	9,000,000	\$9,000,000.00	\$1,499,250.83	\$725.00	0.58%
			8/6/2015	1,000,000	\$1,000,000.00	\$166,583.43	\$80.56	0.58%
CP	29250BVH1	ENCNUS CP 8/17/15	8/17/2015	20,000,000	\$20,000,000.00	\$10,649,911.11	\$5,777.78	0.65%
CP	29250BVQ1	ENCNUS CP 08/24/15	8/24/2015	12,550,000	\$12,550,000.00	\$4,600,935.51	\$1,994.06	0.52%
CP	29250BVR9	ENCNUS CP 08/25/15	8/25/2015	23,000,000	\$23,000,000.00	\$8,431,864.53	\$4,005.83	0.57%
CP	29250BVU2	ENCNUS CP 08/28/15	8/28/2015	25,000,000	\$25,000,000.00	\$9,165,098.15	\$4,277.78	0.56%
			8/28/2015	10,000,000	\$10,000,000.00	\$3,666,039.26	\$1,711.11	0.56%
			8/28/2015	8,129,000	\$8,129,000.00	\$6,230,083.21	\$2,804.50	0.54%
			8/28/2015	69,993,000	\$69,993,000.00	\$62,869,987.38	\$36,746.32	0.70%
CP	29250BW80	ENCNUS CP 09/08/15	9/8/2015	23,000,000	\$23,000,000.00	\$3,832,630.56	\$1,756.94	0.55%
CP	29250BWA5	ENCNUS CP 09/10/15	9/10/2015	8,998,000	\$8,998,000.00	\$4,197,537.51	\$1,994.56	0.57%
CP	29250BWB3	ENCNUS CP 09/11/15	9/11/2015	27,650,000	\$27,650,000.00	\$3,685,878.13	\$1,689.72	0.55%
			9/11/2015	9,892,000	\$9,892,000.00	\$4,943,904.82	\$2,514.22	0.61%
			9/11/2015	22,732,000	\$22,732,000.00	\$3,787,766.86	\$1,799.62	0.57%
CP	29250BWE7	ENCNUS 0 09/14/15	9/14/2015	35,000,000	\$35,000,000.00	\$5,831,670.83	\$2,770.83	0.57%
CP	29250BWH0	ENCNUS CP 09/17/15	9/17/2015	7,631,000	\$7,631,000.00	\$3,559,471.47	\$1,661.86	0.56%
CP	29250BX97	ENCNUS CP 10/09/15	10/9/2015	10,000,000	\$10,000,000.00	\$10,315,560.00	\$6,200.00	0.72%

Asset Type	Cusip	Description	Maturity Date	Org Face/ Mat Amount	Curr Book Value	Invested Funds	Total Period Earnings	ROI
CP	29251VV37	ENBUS CP 08/03/15	8/3/2015	5,000,000	\$5,000,000.00	\$333,146.67	\$175.00	0.63%
			8/3/2015	15,000,000	\$15,000,000.00	\$999,422.22	\$541.67	0.65%
CP	29251VV78	ENBUS CP 08/07/15	8/7/2015	26,500,000	\$26,500,000.00	\$5,297,033.47	\$2,870.83	0.65%
CP	29251VVE3	ENBUS 0 8/14/15	8/14/2015	20,000,000	\$20,000,000.00	\$8,649,694.44	\$5,416.67	0.75%
CP	29251VVM5	ENBUS CP 8/21/15	8/21/2015	25,000,000	\$25,000,000.00	\$16,634,805.55	\$10,277.78	0.74%
CP	29251VW44	ENBUS CP 09/04/15	9/4/2015	11,134,000	\$11,134,000.00	\$10,015,172.17	\$5,427.83	0.65%
CP	29251VW93	ENBUS CP 09/09/15	9/9/2015	25,000,000	\$25,000,000.00	\$18,323,097.22	\$10,236.11	0.67%
CP	29251VWA0	ENBUS CP 09/10/15	9/10/2015	34,992,000	\$34,992,000.00	\$22,150,396.08	\$12,004.20	0.65%
CP	29251VWE2	ENBUS CP 09/14/15	9/14/2015	50,000,000	\$50,000,000.00	\$29,983,208.33	\$16,250.00	0.65%
CP	29251VWG7	ENBUS CP 09/16/15	9/19/2015	10,000,000	\$10,000,000.00	\$4,664,223.15	\$2,290.80	0.59%
CP	29251VWJ1	ENBUS CP 09/18/15	9/18/2015	25,000,000	\$25,000,000.00	\$12,492,555.56	\$6,979.17	0.67%
			9/18/2015	50,000,000	\$50,000,000.00	\$18,324,492.59	\$9,472.22	0.62%
CP	29251VWR3	ENBUS CP 09/25/15	9/25/2015	25,000,000	\$25,000,000.00	\$9,160,873.84	\$4,965.28	0.65%
CP	29251VX92	ENBUS CP 10/09/15	10/9/2015	20,000,000	\$20,000,000.00	\$20,626,194.44	\$12,916.67	0.75%
CP	29358WVR4	ENSCOP CP 08/25/15	8/25/2015	17,000,000	\$17,000,000.00	\$566,661.16	\$165.28	0.35%
CP	2951VVM5	ENBUS CP 8/21/15						

Asset Type	Cusip	Description	Maturity Date	Org Face/ Mat Amount	Curr Book Value	Invested Funds	Total Period Earnings	ROI
			8/21/2015	50,000,000	\$50,000,000.00	\$33,270,981.48	\$20,555.56	0.74%
CP	37790BVE8	GLENPP CP 8/14/15	8/14/2015	60,000,000	\$60,000,000.00	\$25,947,805.00	\$15,816.67	0.73%
CP	37790BVL2	GLENPP CP 08/20/15	8/20/2015	45,500,000	\$45,500,000.00	\$28,803,939.31	\$12,727.36	0.53%
CP	37790BVS7	GLENPP CP 08/26/15	8/26/2015	20,000,000	\$20,000,000.00	\$16,659,305.56	\$7,361.11	0.53%
CP	40588MVR5	HALFIN CP 08/25/15	8/25/2015	29,000,000	\$29,000,000.00	\$966,662.91	\$112.78	0.14%
CP	47836KVA1	JCI CP 08/10/15	8/10/2015	33,932,000	\$33,932,000.00	\$3,393,101.03	\$989.68	0.35%
CP	59738QVT1	MIDEA CP 08/27/15	8/27/2015	8,300,000	\$8,300,000.00	\$1,936,508.51	\$677.83	0.42%
CP	59738QVU8	MIDEA CP 08/28/15	8/28/2015	3,800,000	\$3,800,000.00	\$126,665.26	\$42.22	0.40%
CP	62956UV46	NBRIND CP 08/04/15	8/4/2015	11,570,000	\$11,570,000.00	\$1,156,830.31	\$424.23	0.44%
CP	62956UV53	NBRIND CP 08/05/15	8/5/2015	11,589,000	\$11,589,000.00	\$1,544,954.48	\$566.57	0.44%
CP	62956UW37	NBRIND CP 09/03/15	9/3/2015	13,000,000	\$13,000,000.00	\$2,166,485.51	\$776.39	0.43%
CP	66807NV44	NOWEST CP 08/04/15	8/4/2015	27,000,000	\$27,000,000.00	\$899,988.75	\$337.50	0.45%
CP	66807NV77	NOWEST CP 08/07/15	8/7/2015	15,000,000	\$15,000,000.00	\$499,993.75	\$187.50	0.45%
CP	66807NVH5	NOWEST CP 08/17/15	8/17/2015	10,807,000	\$10,807,000.00	\$5,761,171.67	\$2,401.56	0.50%
CP	66807NVM4	NOWEST CP 08/21/15	8/21/2015	4,200,000	\$4,200,000.00	\$2,798,872.22	\$1,166.67	0.50%

Asset Type	Cusip	Description	Maturity Date	Org Face/ Mat Amount	Curr Book Value	Invested Funds	Total Period Earnings	ROI
CP	66807NVQ5	NOWEST CP 08/24/15	8/24/2015	35,000,000	\$35,000,000.00	\$3,499,883.33	\$1,166.67	0.40%
CP	66807NVR3	NOWEST CP 08/25/15	8/25/2015	35,000,000	\$35,000,000.00	\$1,166,653.70	\$388.89	0.40%
CP	68268UV79	OKSPP 0 08/07/15	8/7/2015	20,000,000	\$20,000,000.00	\$3,998,660.00	\$2,233.33	0.67%
CP	68268UVD6	OKSPP 0 8/13/15	8/13/2015	20,000,000	\$20,000,000.00	\$7,997,946.67	\$4,400.00	0.66%
			8/13/2015	20,000,000	\$20,000,000.00	\$7,997,946.67	\$4,400.00	0.66%
CP	68268UVE4	OKSPP 0 8/14/15	8/14/2015	20,000,000	\$20,000,000.00	\$8,664,124.44	\$4,766.67	0.66%
CP	68268UVJ3	OKSPP 0 08/18/15	8/18/2015	46,000,000	\$46,000,000.00	\$22,993,579.17	\$12,841.67	0.67%
CP	68268UVS3	OKSPP CP 08/26/15	8/26/2015	27,200,000	\$27,200,000.00	\$19,032,669.60	\$10,472.00	0.66%
CP	68268UVU8	OKSPP CP 08/28/15	8/28/2015	15,000,000	\$15,000,000.00	\$4,999,097.22	\$2,708.33	0.65%
			8/28/2015	15,000,000	\$15,000,000.00	\$7,997,688.89	\$4,333.33	0.65%
CP	68268UVX2	OKSPP 0 08/31/15	8/31/2015	32,000,000	\$32,000,000.00	\$12,797,226.67	\$6,933.33	0.65%
CP	68268UW45	OKSPP 0 09/04/15	9/4/2015	17,000,000	\$17,000,000.00	\$15,857,239.23	\$9,123.33	0.69%
			9/4/2015	15,000,000	\$15,000,000.00	\$7,497,450.00	\$4,250.00	0.68%
			9/4/2015	30,000,000	\$30,000,000.00	\$18,992,220.56	\$10,608.33	0.67%
CP	69642RV55	PLL CP 08/26/15	8/26/2015	107,081,000	\$107,081,000.00	\$3,569,331.96	\$1,041.07	0.35%
CP	70962WVE5	PENFNS CP 08/14/15	8/14/2015	1,135,000	\$1,135,000.00	\$491,683.05	\$204.93	0.50%
CP	70962WWM6	PENFNS CP 09/21/15						

Asset Type	Cusip	Description	Maturity Date	Org Face/ Mat Amount	Curr Book Value	Invested Funds	Total Period Earnings	ROI
			9/21/2015	20,000,000	\$20,000,000.00	\$9,327,339.26	\$5,288.89	0.68%
CP	70962WXG8	PENFNS CP 10/16/15	10/16/2015	54,000,000	\$54,000,000.00	\$55,708,736.00	\$29,760.00	0.64%
CP	72650XVA4	PAAPP 0 08/10/15	8/10/2015	24,000,000	\$24,000,000.00	\$2,399,930.00	\$700.00	0.35%
CP	72650XVH9	PAAPP CP 08/17/15	8/17/2015	44,000,000	\$44,000,000.00	\$4,399,842.33	\$1,576.67	0.43%
CP	81685MVU4	SRE CP 08/28/15	8/28/2015	42,250,000	\$42,250,000.00	\$1,408,317.69	\$469.44	0.40%
CP	81900QV34	SHAGAN CP 08/03/15	8/3/2015	28,000,000	\$28,000,000.00	\$1,866,537.04	\$777.78	0.50%
			8/3/2015	2,000,000	\$2,000,000.00	\$133,322.22	\$55.56	0.50%
			8/3/2015	30,000,000	\$30,000,000.00	\$1,999,833.33	\$833.33	0.50%
CP	81900QVA8	SHAGAN CP 08/10/15	8/10/2015	60,000,000	\$60,000,000.00	\$11,998,700.00	\$6,500.00	0.65%
CP	81900QVU4	SHAGAN 0 08/28/15	8/28/2015	41,000,000	\$41,000,000.00	\$24,591,759.00	\$13,735.00	0.67%
CP	81900QWB5	SHAGAN 0 09/11/15	9/11/2015	41,000,000	\$41,000,000.00	\$5,465,603.70	\$2,277.78	0.50%
CP	81900QX24	SHAGAN 0 10/02/15	10/2/2015	50,000,000	\$50,000,000.00	\$51,598,638.89	\$25,833.33	0.60%
CP	82831NVS8	SILVPP CP 08/26/15	8/26/2015	41,000,000	\$41,000,000.00	\$1,366,655.66	\$330.28	0.29%
CP	82831NWJ7	SILVPP CP 09/18/15	9/18/2015	100,000,000	\$100,000,000.00	\$46,646,574.07	\$19,444.44	0.50%
CP	87230tvd4	TCLHOL 0 08/13/15	8/13/2015	20,000,000	\$20,000,000.00	\$7,998,600.00	\$3,000.00	0.45%
CP	87230TVU6	TCLHOL 0 08/28/15	8/28/2015	20,000,000	\$20,000,000.00	\$9,998,000.00	\$4,000.00	0.48%

Asset Type	Cusip	Description	Maturity Date	Org Face/ Mat Amount	Curr Book Value	Invested Funds	Total Period Earnings	ROI
CP	87230TWB7	TCLHOL 0 09/11/15	9/11/2015	20,000,000	\$20,000,000.00	\$2,666,148.15	\$1,111.11	0.50%
CP	87230TWJ0	TCLHOL CP 09/18/15	9/18/2015	50,000,000	\$50,000,000.00	\$8,330,787.04	\$3,472.22	0.50%
CP	88513BX70	THORCP CP 10/07/15	10/7/2015	13,300,000	\$13,300,000.00	\$13,721,687.58	\$7,215.25	0.63%
CP	9255M3VA5	VIACOM CP 08/10/15	8/10/2015	1,100,000	\$1,100,000.00	\$146,660.47	\$46.44	0.38%
CP	92939BV70	WPPCPP CP 08/07/15	8/7/2015	20,000,000	\$20,000,000.00	\$3,999,250.00	\$1,500.00	0.45%
CP	92939BVH8	WPPCPP CP 08/17/15	8/17/2015	17,000,000	\$17,000,000.00	\$9,062,475.85	\$3,928.89	0.52%
			8/17/2015	10,000,000	\$10,000,000.00	\$5,330,868.15	\$2,311.11	0.52%
CP	92939BVQ8	WPPCPP CP 08/24/15	8/24/2015	25,000,000	\$25,000,000.00	\$19,159,468.52	\$8,305.56	0.52%
CP	92939BVX3	WPPCPP CP 08/31/15	8/31/2015	30,000,000	\$30,000,000.00	\$29,985,600.00	\$13,500.00	0.54%
CP	96950MV30	WILPAR CP 08/03/15	8/3/2015	35,000,000	\$35,000,000.00	\$2,333,142.78	\$816.67	0.42%
CP	96950MVE6	WILPAR 0 08/14/15	8/14/2015	42,900,000	\$42,900,000.00	\$1,429,984.11	\$476.67	0.40%
			8/14/2015	50,000,000	\$50,000,000.00	\$1,666,648.15	\$555.56	0.40%
CP	96950MVJ5	WILPAR CP 08/18/15	8/18/2015	46,283,000	\$46,283,000.00	\$1,542,747.38	\$578.54	0.45%
CP	96950MVM8	WILPAR CP 08/21/15	8/21/2015	33,850,000	\$33,850,000.00	\$1,128,320.80	\$376.11	0.40%
CP	96950MVT3	WILPAR CP 08/27/15	8/27/2015	28,650,000	\$28,650,000.00	\$954,990.18	\$294.46	0.37%
CP	96950MWB1	WILPAR 0 09/11/15						

Asset Type	Cusip	Description	Maturity Date	Org Face/ Mat Amount	Curr Book Value	Invested Funds	Total Period Earnings	ROI
			9/11/2015	47,000,000	\$47,000,000.00	\$29,753,718.17	\$13,395.00	0.54%
CP	96950MWJ4	WILPAR 0 09/18/15	9/18/2015	72,000,000	\$72,000,000.00	\$26,388,706.67	\$12,100.00	0.55%
			9/18/2015	69,034,000	\$69,034,000.00	\$32,200,886.29	\$14,497.14	0.54%
			CP Totals:		\$3,914,583,000.00	\$1,275,394,214.08	\$653,066.08	0.61%

Asset Type	Cusip	Description	Maturity Date	Org Face/ Mat Amount	Curr Book Value	Invested Funds	Total Period Earnings	ROI
DDA	1st Security DDA 02			1	\$3,002,367.72	\$3,101,490.78	\$1,147.13	0.44%
DDA	Bank of America DD			1	\$1,838,428.50	\$629,298.44	\$36.21	0.07%
DDA	Bank of Ozarks DDA			1	\$97,347,932.45	\$110,196,227.00	\$67,929.18	0.74%
DDA	Centennial DDA 965			1	\$41,367,724.29	\$106,962,095.30	\$61,539.84	0.69%
DDA	Regions DDA 6470			1	\$698,619.97	\$637,871.68	\$36.70	0.07%
DDA	Simmons DDA 4368			1	\$59,933,046.57	\$72,025,238.60	\$35,519.30	0.59%
DDA	US Bank DDA 0126			1	\$97,045.91	\$118,078.43	\$3.40	0.03%
	DDA	Totals:			\$204,285,165.41	\$293,670,300.23	\$166,211.74	0.68%

Asset Type	Cusip	Description	Maturity Date	Org Face/ Mat Amount	Curr Book Value	Invested Funds	Total Period Earnings	ROI
MBS	3136A3AS0	FNR 2011-145 JA	12/25/2041		\$6,423,775.04	\$4,079,307.41	\$13,473.29	3.96%
MBS	3136A4FC8	FNR 2012-23 PC	3/25/2040		\$5,754,369.29	\$992,345.78	\$2,445.04	2.96%
MBS	3136A7RU8	FNR 2012-90 CB	4/25/2042		\$6,284,240.91	\$635,601.76	\$2,286.57	4.32%
MBS	3136A8SG6	FNR 2012-102 PA	3/25/2041		\$7,015,781.14	\$5,075,283.24	\$5,133.72	1.21%
MBS	3136AAJ30	FNR 2012-137 JA	9/25/2040		\$22,080,275.51	\$739,795.74	(\$775.64)	-1.26%
MBS	3136ACYK1	FNR 2013-18 NA	12/25/2042		\$3,885,096.33	\$2,351,655.73	\$4,916.60	2.51%
MBS	3136AG3J9	FNR 2013-116 YB	7/25/2043		\$14,012,250.32	\$1,496,258.73	(\$14,878.87)	-11.93%
MBS	3136AKNC3	FNR 2014-39 AB	9/25/1939	5,547,557	\$5,539,558.00	\$5,666,437.02	\$6,550.06	1.39%
MBS	3136AKNF6	FNR 2014-39 GA	9/25/2039	29,833,884	\$29,871,530.92	\$30,481,647.31	\$52,392.55	2.06%
MBS	3136ANG68	FNR 2015-36 DA	6/25/2045	9,664,164	\$9,506,481.41	\$9,624,135.27	\$18,027.54	2.25%
			6/25/2045	10,599,841	\$10,426,891.56	\$10,555,936.58	\$19,772.95	2.25%
MBS	3136ANT49	FNR 2015-43 QB	12/25/2044		\$14,682,400.41	\$2,480,433.17	\$4,678.25	2.26%
MBS	3136ANXY8	FNR 2015-27 MB	10/25/2044		\$16,893,952.70	\$6,845,937.57	\$14,215.24	2.49%
MBS	3136APF72	FNR 2015-55 PD	3/25/2043		\$73,496,413.84	\$27,155,319.63	\$62,609.20	2.77%
MBS	3136APSQ6	FNR 2015-68 DA	9/25/2045		\$46,636,848.40	\$1,561,923.46	\$3,790.91	2.91%

Asset Type	Cusip	Description	Maturity Date	Org Face/ Mat Amount	Curr Book Value	Invested Funds	Total Period Earnings	ROI
MBS	3137A3Y52	FHR 3769 MB	10/15/2038		\$9,088,207.10	\$1,588,142.27	(\$10,556.21)	-7.98%
MBS	3137AJ3V4	FHR 3954 PD	7/15/2041		\$2,108,965.22	\$430,303.60	\$1,475.51	4.11%
MBS	3137ASAG9	FHR 4077 BA	5/15/2042		\$1,457,776.28	\$857,310.16	\$3,002.01	4.20%
MBS	3137AYQY0	FHR 4165 CA	5/15/2038		\$6,680,193.39	\$1,359,608.19	\$3,160.17	2.79%
MBS	3137B1FV9	FHR 4191 NB	4/15/2043		\$3,383,423.39	\$576,278.88	\$7,106.50	14.80%
MBS	3137B4L61	FHR 4253 TD	7/15/2040		\$2,560,107.98	\$372,902.83	(\$1,037.41)	-3.34%
MBS	3137BA6C1	FHR 4332 KE	9/15/2043	10,908,854	\$10,835,666.90	\$11,033,251.10	\$16,436.99	1.79%
MBS	3137BCSX7	FHR 4374 PQ	9/15/2041		\$8,936,246.11	\$921,496.29	(\$968.84)	-1.26%
MBS	3137BCZ76	FHR 4379 BH	10/15/2038		\$42,090,929.58	\$5,727,098.55	(\$5,218.82)	-1.09%
MBS	3137BG4H9	FHR 4425 EA	1/15/2045	22,248,967	\$21,755,647.16	\$21,876,904.73	\$41,198.83	2.26%
MBS	3137BG4N6	FHR 4425 HA	1/15/2045		\$47,623,152.06	\$33,522,582.91	\$71,104.26	2.55%
MBS	3137BG7E3	FHR 4429 AP	1/15/2045		\$44,600,556.67	\$20,934,078.80	\$40,307.36	2.31%
MBS	3137BGGX1	FHR 4443 GC	1/15/2045		\$22,205,492.36	\$12,714,941.67	\$3,853.07	0.36%
MBS	3137BJ6P3	FHR 4478 PC	9/15/2044		\$2,815,477.48	\$1,988,015.46	\$3,723.26	2.25%
MBS	3137BJ6P3	FHR 4478 PC	5/15/2045		\$13,598,368.66	\$1,829,668.18	\$2,326.90	1.53%

Asset Type	Cusip	Description	Maturity Date	Org Face/ Mat Amount	Curr Book Value	Invested Funds	Total Period Earnings	ROI
MBS	3137BJDB6	FHR 4470 MC	7/15/2044		\$20,945,443.84	\$14,089,399.96	\$23,276.51	1.98%
MBS	3137BJVS9	FHR 4479 PQ	8/15/2045	18,128,354	\$18,139,933.50	\$18,590,415.85	\$20,072.34	1.30%
MBS	3137BKSP6	FHR 4491 AP	9/15/2040		\$31,779,768.38	\$11,721,080.73	\$22,886.56	2.34%
MBS	3137BKTH3	FHR 4491 P	7/15/2045		\$37,443,610.68	\$16,307,895.65	\$31,413.83	2.31%
MBS	3137BKX21	FHR 4506 A	1/15/2045		\$57,034,976.85	\$1,912,243.68	\$4,633.29	2.91%
MBS	31397QDR6	FNR 2010-150 VU	11/25/2023		\$5,964,770.91	\$1,003,006.52	\$686.84	0.82%
MBS	31398F3S8	FNR 2009-88 CB	11/25/2039		\$6,674,288.33	\$2,962,678.27	\$1,745.23	0.71%
MBS	38374YYK3	GNR 2010-95 PC	12/20/2036	10,000,000	\$10,283,134.17	\$3,775,520.83	\$9.17	0.00%
MBS	38376GP46	GNR 2011-49 A	7/16/2038		\$1,158,033.33	\$41,745.36	(\$1,193.28)	-34.30%
MBS	38376GP53	GNR 2011-49 AB	1/16/2034		\$123,751.04	\$4,969.88	(\$161.33)	-38.95%
			1/16/2034		\$9,988,750.45	\$1,604,773.22	(\$10,356.91)	-7.74%
MBS	38376GU73	GNR 2011-78 AB	2/16/2039		\$10,863,545.07	\$1,401,738.24	(\$30,905.40)	-26.46%
MBS	38378BDE6	GNR 2012-19 AB	3/16/2034		\$10,194,232.71	\$341,253.46	(\$141.85)	-0.50%
			MBS Totals:		\$732,844,315.34	\$299,231,323.68	\$432,515.97	1.73%

Asset Type	Cusip	Description	Maturity Date	Org Face/ Mat Amount	Curr Book Value	Invested Funds	Total Period Earnings	ROI
MMGT	Money Managemen			1	\$5,000,000.00	\$166,666.67	\$13.70	0.10%
MMGT Totals:					\$5,000,000.00	\$166,666.67	\$13.70	0.10%

Asset Type	Cusip	Description	Maturity Date	Org Face/ Mat Amount	Curr Book Value	Invested Funds	Total Period Earnings	ROI
MMkt	BAML Fed MMkt 84			1	\$200,052.12	\$206,719.45	\$35.68	0.21%
MMkt	Federated-Raymond			1	\$200,788.50	\$207,480.27	\$30.70	0.18%
MMkt	Invesco-Simmons M			1	\$200,670.71	\$207,355.41	\$35.79	0.21%
		MMkt	Totals:		\$601,511.33	\$621,555.13	\$102.17	0.20%

Asset Type	Cusip	Description	Maturity Date	Org Face/ Mat Amount	Curr Book Value	Invested Funds	Total Period Earnings	ROI
Muni	782816AC6	RUSWTR 2 07/01/18	7/1/2018	1,000,000	\$1,000,000.00	\$575,367.52	\$698.89	1.46%
Muni Totals:					\$1,000,000.00	\$575,367.52	\$698.89	1.46%

Asset Type	Cusip	Description	Maturity Date	Org Face/ Mat Amount	Curr Book Value	Invested Funds	Total Period Earnings	ROI
				Report Totals:	\$4,858,313,992.08	\$1,869,659,427.31	\$1,252,608.55	0.80%

Consolidated ROI Report

Validated Through: 9/30/2015

Asset Type	Cusip	Description	Maturity Date	Org Face/ Mat Amount	Curr Book Value	Invested Funds	Total Period Earnings	ROI
CP	00937BWN9	ARG CP 09/22/15	9/22/2015	15,000,000	\$15,000,000.00	\$499,994.86	\$154.17	0.37%
CP	12705XWU0	CABOTC CP 09/28/15	9/28/2015	80,000,000	\$80,000,000.00	\$18,665,287.41	\$5,911.11	0.38%
CP	12705XWV8	CABOTC CP 09/29/15	9/29/2015	31,870,000	\$31,870,000.00	\$7,435,783.87	\$2,354.84	0.38%
CP	1513E3WH8	CENTEN 0 09/17/15	9/17/2015	20,000,000	\$20,000,000.00	\$10,655,152.59	\$5,955.56	0.67%
CP	1513E3WN5	CENTEN 0 09/22/15	9/22/2015	21,973,000	\$21,973,000.00	\$15,365,355.73	\$8,587.78	0.67%
CP	1513E3WP0	CENTEN 0 09/23/15	9/23/2015	15,000,000	\$15,000,000.00	\$499,994.44	\$166.67	0.40%
CP	1513E3WU9	CENTEN 0 09/28/15	9/28/2015	20,000,000	\$20,000,000.00	\$4,666,249.26	\$1,788.89	0.46%
CP	1513E3X20	CENTEN 0 10/02/15	10/2/2015	17,000,000	\$17,000,000.00	\$7,365,234.26	\$3,069.45	0.50%
CP	1513E3XG9	CENTEN 0 10/16/15	10/16/2015	25,000,000	\$25,000,000.00	\$22,484,250.00	\$11,250.00	0.60%
			10/16/2015	30,000,000	\$30,000,000.00	\$29,938,750.00	\$18,750.00	0.75%
			10/16/2015	50,000,000	\$50,000,000.00	\$49,895,833.33	\$31,250.00	0.75%
CP	1513E3XW4	CENTEN 0 10/30/15	10/30/2015	20,000,000	\$20,000,000.00	\$9,326,644.45	\$4,666.67	0.60%
CP	1518T3YD8	CNTRPT 0 11/13/15	11/13/2015	25,000,000	\$25,000,000.00	\$14,152,263.89	\$7,201.39	0.61%
CP	16537MX12	BSNCHB 0 10/01/15	10/1/2015	100,000,000	\$100,000,000.00	\$3,333,296.30	\$1,111.11	0.40%

Asset Type	Cusip	Description	Maturity Date	Org Face/ Mat Amount	Curr Book Value	Invested Funds	Total Period Earnings	ROI
CP	16953FWW5	CSCLHK CP 09/30/15	9/30/2015	7,500,000	\$7,500,000.00	\$249,997.22	\$83.33	0.40%
CP	16953HWM3	CHNTEX CP 09/21/15	9/21/2015	20,000,000	\$20,000,000.00	\$1,999,933.33	\$666.67	0.40%
CP	16953HWN1	CHNTEX CP 09/22/15	9/22/2015	20,000,000	\$20,000,000.00	\$666,659.26	\$222.22	0.40%
CP	16953KW87	CHIPOW CP 09/08/15	9/8/2015	7,000,000	\$7,000,000.00	\$933,286.67	\$350.00	0.45%
CP	16953KWM6	CHIPOW CP 09/21/15	9/21/2015	68,000,000	\$68,000,000.00	\$6,799,773.33	\$2,266.67	0.40%
CP	16953KWR5	CHIPOW CP 09/25/15	9/25/2015	15,000,000	\$15,000,000.00	\$499,994.44	\$166.67	0.40%
CP	16953KWV6	CHIPOW CP 09/29/15	9/29/2015	89,000,000	\$89,000,000.00	\$2,966,633.70	\$988.89	0.40%
CP	16953KWW4	CHIPOW CP 09/30/15	9/30/2015	64,000,000	\$64,000,000.00	\$2,133,309.63	\$711.11	0.40%
CP	16953WWB4	CSCOHK CP 09/11/15	9/11/2015	46,558,000	\$46,558,000.00	\$1,551,916.09	\$517.31	0.40%
CP	25271UWB4	DO CP 09/11/15	9/11/2015	13,750,000	\$13,750,000.00	\$458,328.24	\$152.78	0.40%
CP	25271UWM0	DO CP 09/21/15	9/21/2015	52,000,000	\$52,000,000.00	\$5,199,835.33	\$1,646.67	0.38%
CP	25271UWU2	DO 0 09/28/15	9/28/2015	20,000,000	\$20,000,000.00	\$4,666,258.33	\$1,750.00	0.45%
			9/28/2015	19,000,000	\$19,000,000.00	\$4,432,945.42	\$1,662.50	0.45%
CP	25271UX56	DO CP 10/05/15	10/5/2015	25,000,000	\$25,000,000.00	\$2,499,781.25	\$937.50	0.45%
			10/5/2015	15,000,000	\$15,000,000.00	\$1,499,868.75	\$562.50	0.45%
CP	26244JWN5	DUKENE CP 09/22/15						

Asset Type	Cusip	Description	Maturity Date	Org Face/ Mat Amount	Curr Book Value	Invested Funds	Total Period Earnings	ROI
CP	29025MWN7	ELSEPP CP 09/22/15	9/22/2015	20,000,000	\$20,000,000.00	\$666,660.19	\$194.44	0.35%
			9/22/2015	27,000,000	\$27,000,000.00	\$899,991.25	\$262.50	0.35%
CP	29250BW80	ENCNUS CP 09/08/15	9/8/2015	29,500,000	\$29,500,000.00	\$4,916,311.57	\$2,130.56	0.52%
			9/8/2015	23,000,000	\$23,000,000.00	\$5,365,682.78	\$2,459.72	0.55%
CP	29250BW98	ENCNUS CP 09/09/15	9/9/2015	34,000,000	\$34,000,000.00	\$7,932,531.19	\$3,437.78	0.52%
CP	29250BWA5	ENCNUS CP 09/10/15	9/10/2015	8,998,000	\$8,998,000.00	\$2,698,416.97	\$1,282.22	0.57%
CP	29250BWB3	ENCNUS CP 09/11/15	9/11/2015	22,732,000	\$22,732,000.00	\$7,575,533.72	\$3,599.23	0.57%
			9/11/2015	27,650,000	\$27,650,000.00	\$9,214,695.32	\$4,224.31	0.55%
			9/11/2015	9,892,000	\$9,892,000.00	\$3,295,936.55	\$1,676.14	0.61%
CP	29250BWE7	ENCNUS 0 09/14/15	9/14/2015	5,300,000	\$5,300,000.00	\$1,943,006.75	\$890.69	0.55%
			9/14/2015	35,000,000	\$35,000,000.00	\$15,162,344.17	\$7,204.17	0.57%
CP	29250BWH0	ENCNUS CP 09/17/15	9/17/2015	7,631,000	\$7,631,000.00	\$4,067,967.40	\$1,899.27	0.56%
CP	29250BWJ6	ENCNUS CP 09/18/15	9/18/2015	11,020,000	\$11,020,000.00	\$367,328.23	\$153.06	0.50%
CP	29250BWM9	ENCNUS CP 09/21/15	9/21/2015	35,000,000	\$35,000,000.00	\$20,994,225.00	\$9,625.00	0.55%
			9/21/2015	24,083,000	\$24,083,000.00	\$8,828,949.33	\$4,047.28	0.55%
CP	29250BWP2	ENCNUS CP 09/23/15	9/23/2015	16,000,000	\$16,000,000.00	\$2,666,500.00	\$1,000.00	0.45%
CP	29250BWQ0	ENCNUS CP 09/24/15	9/24/2015	45,299,000	\$45,299,000.00	\$3,019,849.45	\$1,258.31	0.50%
			9/24/2015	17,700,000	\$17,700,000.00	\$5,899,147.78	\$2,556.67	0.52%

Asset Type	Cusip	Description	Maturity Date	Org Face/ Mat Amount	Curr Book Value	Invested Funds	Total Period Earnings	ROI
CP	29250BWU1	ENCNUS CP 09/28/15	9/28/2015	35,000,000	\$35,000,000.00	\$6,999,393.33	\$3,033.33	0.52%
CP	29250BWW9	ENCNUS CP 09/29/15	9/29/2015	5,000,000	\$5,000,000.00	\$666,629.63	\$277.78	0.50%
			9/29/2015	5,000,000	\$5,000,000.00	\$666,628.15	\$288.89	0.52%
			9/29/2015	13,957,000	\$13,957,000.00	\$3,721,436.58	\$1,612.81	0.52%
			9/29/2015	35,000,000	\$35,000,000.00	\$6,999,393.33	\$3,033.33	0.52%
CP	29250BX14	ENCNUS CP 10/01/15	10/1/2015	31,450,000	\$31,450,000.00	\$7,337,591.35	\$3,179.94	0.52%
CP	29250BX22	ENCNUS 0 10/02/15	10/2/2015	24,000,000	\$24,000,000.00	\$13,596,260.00	\$6,233.33	0.55%
			10/2/2015	14,000,000	\$14,000,000.00	\$1,399,919.11	\$606.67	0.52%
CP	29250BX55	ENCNUS CP 10/05/15	10/5/2015	31,000,000	\$31,000,000.00	\$3,099,686.56	\$1,343.33	0.52%
CP	29250BX97	ENCNUS CP 10/09/15	10/9/2015	10,000,000	\$10,000,000.00	\$9,982,800.00	\$6,000.00	0.72%
CP	29250B XK2	ENCNUS CP 10/19/15	10/19/2015	41,701,000	\$41,701,000.00	\$9,725,976.36	\$5,108.37	0.63%
CP	29251VW44	ENBUS CP 09/04/15	9/4/2015	11,134,000	\$11,134,000.00	\$1,112,796.91	\$603.09	0.65%
CP	29251VW93	ENBUS CP 09/09/15	9/9/2015	25,000,000	\$25,000,000.00	\$6,662,944.44	\$3,722.22	0.67%
CP	29251VWA0	ENBUS CP 09/10/15	9/10/2015	34,992,000	\$34,992,000.00	\$10,492,292.88	\$5,686.20	0.65%
CP	29251VWE2	ENBUS CP 09/14/15	9/14/2015	50,000,000	\$50,000,000.00	\$21,654,539.35	\$11,736.11	0.65%
CP	29251VWG7	ENBUS CP 09/16/15	9/19/2015	10,000,000	\$10,000,000.00	\$5,996,858.33	\$2,945.31	0.59%
CP	29251VWJ1	ENBUS CP 09/18/15						

Asset Type	Cusip	Description	Maturity Date	Org Face/ Mat Amount	Curr Book Value	Invested Funds	Total Period Earnings	ROI
			9/18/2015	50,000,000	\$50,000,000.00	\$28,319,670.37	\$14,638.89	0.62%
			9/18/2015	25,000,000	\$25,000,000.00	\$14,158,229.63	\$7,909.72	0.67%
CP	29251VWM4	ENBUS CP 09/21/15	9/21/2015	25,000,000	\$25,000,000.00	\$5,832,664.12	\$2,868.06	0.59%
CP	29251VWN2	ENBUS CP 09/22/15	9/22/2015	20,000,000	\$20,000,000.00	\$8,664,757.59	\$4,405.56	0.61%
CP	29251VWR3	ENBUS CP 09/25/15	9/25/2015	25,000,000	\$25,000,000.00	\$19,987,361.11	\$10,833.33	0.65%
CP	29251VWU6	ENBUS CP 09/28/15	9/28/2015	25,000,000	\$25,000,000.00	\$11,663,853.70	\$6,027.78	0.62%
CP	29251VWV4	ENBUS CP 09/29/15	9/29/2015	40,000,000	\$40,000,000.00	\$9,332,244.44	\$4,666.67	0.60%
CP	29251VWW2	ENBUS CP 09/30/15	9/30/2015	25,000,000	\$25,000,000.00	\$13,329,600.00	\$7,000.00	0.63%
CP	29251VX27	ENBUS 0 10/02/15	10/2/2015	45,000,000	\$45,000,000.00	\$22,493,800.00	\$11,625.00	0.62%
CP	29251VX68	ENBUS CP 10/06/15	10/6/2015	25,000,000	\$25,000,000.00	\$7,498,191.67	\$3,875.00	0.62%
CP	29251VX76	ENBUS CP 10/07/15	10/7/2015	35,000,000	\$35,000,000.00	\$1,166,530.56	\$583.33	0.60%
CP	29251VX84	ENBUS CP 10/08/15	10/8/2015	15,000,000	\$15,000,000.00	\$6,997,427.50	\$3,675.00	0.63%
CP	29251VX92	ENBUS CP 10/09/15	10/9/2015	20,000,000	\$20,000,000.00	\$19,960,833.33	\$12,500.00	0.75%
CP	29251VXG6	ENBUS CP 10/16/15	10/16/2015	30,000,000	\$30,000,000.00	\$15,990,768.89	\$8,933.33	0.67%
CP	45687FXN6	IRLUXF CP 10/22/15	10/22/2015	11,000,000	\$11,000,000.00	\$3,298,762.50	\$1,237.50	0.45%
CP	54667UWN0	LGE CP 09/22/15						

Asset Type	Cusip	Description	Maturity Date	Org Face/ Mat Amount	Curr Book Value	Invested Funds	Total Period Earnings	ROI
			9/22/2015	22,000,000	\$22,000,000.00	\$2,933,212.74	\$904.44	0.37%
CP	54667UWU4	LGE CP 09/28/15	9/28/2015	78,000,000	\$78,000,000.00	\$15,599,038.00	\$4,810.00	0.37%
CP	59738QWR4	MIDEA CP 09/25/15	9/25/2015	15,601,000	\$15,601,000.00	\$3,639,914.81	\$1,365.09	0.45%
CP	59738QX28	MIDEA CP 10/02/15	10/2/2015	38,950,000	\$38,950,000.00	\$7,789,318.38	\$2,921.25	0.45%
CP	59738QX51	MIDEA CP 10/05/15	10/5/2015	23,100,000	\$23,100,000.00	\$2,309,797.88	\$866.25	0.45%
CP	6116M3YL5	MONPP CP 11/20/15	11/20/2015	22,000,000	\$22,000,000.00	\$10,987,884.72	\$5,591.67	0.61%
			11/20/2015	29,000,000	\$29,000,000.00	\$14,484,029.86	\$7,370.83	0.61%
CP	61979KWP5	MOTIVA CP 09/23/15	9/23/2015	45,000,000	\$45,000,000.00	\$2,999,938.33	\$925.00	0.37%
CP	62956UW37	NBRIND CP 09/03/15	9/3/2015	13,000,000	\$13,000,000.00	\$866,594.20	\$310.56	0.43%
CP	68268UW45	OKSPP 0 09/04/15	9/4/2015	30,000,000	\$30,000,000.00	\$2,998,771.67	\$1,675.00	0.67%
			9/4/2015	15,000,000	\$15,000,000.00	\$1,499,490.00	\$850.00	0.68%
			9/4/2015	17,000,000	\$17,000,000.00	\$1,698,989.92	\$977.50	0.69%
CP	68268UWJ2	OKSPP CP 09/18/15	9/18/2015	20,000,000	\$20,000,000.00	\$9,330,974.07	\$5,055.56	0.65%
CP	68268UWR4	OKSPP 0 09/25/15	9/25/2015	20,000,000	\$20,000,000.00	\$6,665,462.96	\$3,611.11	0.65%
CP	68268UWU7	OKSPP CP 09/28/15	9/28/2015	8,300,000	\$8,300,000.00	\$1,936,425.66	\$1,032.89	0.64%
CP	68268UWV5	OKSPP 0 09/29/15	9/29/2015	20,000,000	\$20,000,000.00	\$5,332,574.82	\$2,844.44	0.64%
CP	68268UX51	OKSPP 0 10/05/15						

Asset Type	Cusip	Description	Maturity Date	Org Face/ Mat Amount	Curr Book Value	Invested Funds	Total Period Earnings	ROI
			10/5/2015	10,000,000	\$10,000,000.00	\$999,875.56	\$533.33	0.64%
CP	68268UX69	OKSPP 0 10/06/15	10/6/2015	20,000,000	\$20,000,000.00	\$1,333,167.41	\$711.11	0.64%
CP	70962WWM6	PENFNS CP 09/21/15	9/21/2015	20,000,000	\$20,000,000.00	\$13,324,770.37	\$7,555.56	0.68%
CP	70962WXG8	PENFNS CP 10/16/15	10/16/2015	54,000,000	\$54,000,000.00	\$53,911,680.00	\$28,800.00	0.64%
CP	7244P1WV5	PBIPP CP 09/29/15	9/29/2015	10,000,000	\$10,000,000.00	\$2,666,400.00	\$1,000.00	0.45%
CP	81900QWB5	SHAGAN 0 09/11/15	9/11/2015	41,000,000	\$41,000,000.00	\$13,664,009.26	\$5,694.44	0.50%
CP	81900QWQ2	SHAGAN 0 09/24/15	9/24/2015	41,000,000	\$41,000,000.00	\$13,664,578.70	\$6,263.89	0.55%
CP	81900QX24	SHAGAN 0 10/02/15	10/2/2015	50,000,000	\$50,000,000.00	\$49,934,166.67	\$25,000.00	0.60%
CP	82831NWX7	SILVPP CP 09/18/15	9/18/2015	100,000,000	\$100,000,000.00	\$56,642,268.52	\$23,611.11	0.50%
CP	84755MXD9	SPCTRA CP 10/13/15	10/13/2015	22,120,000	\$22,120,000.00	\$6,634,258.05	\$2,488.50	0.45%
CP	87230TWB7	TCLHOL 0 09/11/15	9/11/2015	20,000,000	\$20,000,000.00	\$6,665,370.37	\$2,777.78	0.50%
CP	87230TWJ0	TCLHOL CP 09/18/15	9/18/2015	50,000,000	\$50,000,000.00	\$28,324,675.92	\$11,805.56	0.50%
CP	87230TXG5	TCLHOL CP 10/16/15	10/16/2015	50,000,000	\$50,000,000.00	\$16,660,879.63	\$6,944.44	0.50%
CP	88513BX70	THORCP CP 10/07/15	10/7/2015	13,300,000	\$13,300,000.00	\$13,279,052.50	\$6,982.50	0.63%
CP	92939BXX9	WPPCPP CP 10/19/15	10/19/2015	2,000,000	\$2,000,000.00	\$999,523.33	\$433.33	0.52%

Asset Type	Cusip	Description	Maturity Date	Org Face/ Mat Amount	Curr Book Value	Invested Funds	Total Period Earnings	ROI
CP	96950MWB1	WILPAR 0 09/11/15	9/11/2015	47,000,000	\$47,000,000.00	\$15,659,851.67	\$7,050.00	0.54%
			9/11/2015	23,000,000	\$23,000,000.00	\$766,658.15	\$255.56	0.40%
CP	96950MWJ4	WILPAR 0 09/18/15	9/18/2015	69,034,000	\$69,034,000.00	\$39,101,076.21	\$17,603.67	0.54%
			9/18/2015	72,000,000	\$72,000,000.00	\$40,782,546.67	\$18,700.00	0.55%
			9/18/2015	94,000,000	\$94,000,000.00	\$21,931,414.17	\$8,225.00	0.45%
CP	96950MWR6	WILPAR 0 09/25/15	9/25/2015	175,000,000	\$175,000,000.00	\$40,829,522.22	\$16,333.33	0.48%
CP	96950MWU9	WILPAR CP 09/28/15	9/28/2015	86,699,000	\$86,699,000.00	\$20,227,957.23	\$7,754.74	0.46%
			9/28/2015	32,000,000	\$32,000,000.00	\$7,465,998.81	\$2,862.22	0.46%
CP	96950MWV7	WILPAR CP 09/29/15	9/29/2015	72,750,000	\$72,750,000.00	\$16,973,481.68	\$6,507.08	0.46%
CP	96950MWW5	WILPAR CP 09/30/15	9/30/2015	66,306,000	\$66,306,000.00	\$15,470,016.17	\$5,930.70	0.46%
CP	96950MX12	WILPAR CP 10/01/15	10/1/2015	10,675,000	\$10,675,000.00	\$2,490,610.54	\$954.82	0.46%
CP	96950MX20	WILPAR 0 10/02/15	10/2/2015	90,000,000	\$90,000,000.00	\$17,998,390.00	\$6,900.00	0.46%
			10/2/2015	100,000,000	\$100,000,000.00	\$49,988,000.00	\$22,500.00	0.54%
CP	96950MX53	WILPAR CP 10/05/15	10/5/2015	32,000,000	\$32,000,000.00	\$3,199,713.78	\$1,226.67	0.46%
			10/5/2015	145,000,000	\$145,000,000.00	\$14,498,703.06	\$5,558.33	0.46%
CP	96950MXW4	WILPAR CP 10/30/15	10/30/2015	64,234,000	\$64,234,000.00	\$29,955,458.10	\$14,238.54	0.57%
			CP Totals:		\$4,245,759,000.00	\$1,342,284,023.50	\$633,307.48	0.57%

Asset Type	Cusip	Description	Maturity Date	Org Face/ Mat Amount	Curr Book Value	Invested Funds	Total Period Earnings	ROI
DDA	1st Security DDA 02			1	\$3,003,515.20	\$3,002,482.47	\$1,110.51	0.44%
DDA	Bank of America DD			1	\$354,293.81	\$2,111,223.67	\$121.47	0.07%
DDA	Bank of Ozarks DDA			1	\$172,389,607.01	\$106,352,099.91	\$65,559.51	0.74%
DDA	Centennial DDA 965			1	\$95,407,292.23	\$99,638,347.75	\$57,326.17	0.69%
DDA	Regions DDA 6470			1	\$992,696.91	\$702,911.22	\$40.44	0.07%
DDA	Simmons DDA 4368			1	\$59,616,089.98	\$60,216,019.74	\$29,695.57	0.59%
DDA	US Bank DDA 0126			1	\$96,048.85	\$96,046.20	\$2.76	0.03%
	DDA	Totals:			\$331,859,543.99	\$272,119,130.96	\$153,856.44	0.68%

Asset Type	Cusip	Description	Maturity Date	Org Face/ Mat Amount	Curr Book Value	Invested Funds	Total Period Earnings	ROI
MBS	3136A3AS0	FNR 2011-145 JA	12/25/2041	6,090,828	\$6,398,331.82	\$6,423,775.04	\$21,624.92	4.04%
MBS	3136A4FC8	FNR 2012-23 PC	3/25/2040	5,774,122	\$5,661,013.38	\$5,754,369.29	\$10,513.93	2.19%
MBS	3136A7RU8	FNR 2012-90 CB	4/25/2042	6,375,729	\$6,214,489.07	\$6,284,240.91	\$13,339.58	2.55%
MBS	3136A8SG6	FNR 2012-102 PA	3/25/2041	6,654,789	\$6,757,570.53	\$7,015,781.14	\$10,821.13	1.85%
MBS	3136AAJ30	FNR 2012-137 JA	9/25/2040	21,929,510	\$21,666,895.44	\$22,080,275.51	\$41,538.75	2.26%
MBS	3136ACYK1	FNR 2013-18 NA	12/25/2042	3,959,068	\$3,838,486.16	\$3,885,096.33	\$8,139.50	2.51%
MBS	3136AG3J9	FNR 2013-116 YB	7/25/2043	13,741,909	\$13,769,982.52	\$14,012,250.32	\$27,750.09	2.38%
MBS	3136AKNC3	FNR 2014-39 AB	9/25/1939	5,427,996	\$5,417,739.15	\$5,539,558.00	\$8,535.36	1.85%
MBS	3136AKNF6	FNR 2014-39 GA	9/25/2039	29,245,960	\$29,275,416.25	\$29,871,530.92	\$51,273.96	2.06%
MBS	3136ANG68	FNR 2015-36 DA	6/25/2045	9,544,590	\$9,388,592.93	\$9,506,481.41	\$16,588.43	2.09%
			6/25/2045	10,468,690	\$10,297,589.21	\$10,426,891.56	\$18,194.51	2.09%
MBS	3136ANT49	FNR 2015-43 QB	12/25/2044	14,721,504	\$14,483,738.96	\$14,682,400.41	\$25,064.94	2.05%
MBS	3136ANXY8	FNR 2015-27 MB	10/25/2044	16,977,209	\$16,669,172.96	\$16,893,952.70	\$33,307.65	2.37%
MBS	3136APF72	FNR 2015-55 PD	3/25/2043	73,886,225	\$72,913,180.58	\$73,496,413.84	\$164,391.13	2.68%
MBS	3136APSQ6	FNR 2015-68 DA	9/25/2045	47,437,354	\$46,404,154.98	\$46,636,848.40	\$86,176.86	2.22%

Asset Type	Cusip	Description	Maturity Date	Org Face/ Mat Amount	Curr Book Value	Invested Funds	Total Period Earnings	ROI
MBS	3137A3Y52	FHR 3769 MB	10/15/2038	8,771,173	\$8,600,403.52	\$9,088,207.10	\$10,731.83	1.42%
MBS	3137AJ3V4	FHR 3954 PD	7/15/2041	2,143,758	\$2,070,022.17	\$2,108,965.22	\$4,429.27	2.52%
MBS	3137ASAG9	FHR 4077 BA	5/15/2042	1,485,631	\$1,430,667.71	\$1,457,776.28	\$3,366.52	2.77%
MBS	3137AYQY0	FHR 4165 CA	5/15/2038	6,768,879	\$6,563,944.74	\$6,680,193.39	\$9,578.04	1.72%
MBS	3137B1FV9	FHR 4191 NB	4/15/2043	3,647,240	\$3,308,904.80	\$3,383,423.39	\$13,450.57	4.77%
MBS	3137B4L61	FHR 4253 TD	7/15/2040	2,542,666	\$2,424,016.81	\$2,560,107.98	\$3,034.00	1.42%
MBS	3137BA6C1	FHR 4332 KE	9/15/2043	10,717,559	\$10,566,858.36	\$10,835,666.90	\$17,399.25	1.93%
MBS	3137BCSX7	FHR 4374 PQ	9/15/2041	8,828,915	\$8,391,018.92	\$8,936,246.11	\$16,607.21	2.23%
MBS	3137BCZ76	FHR 4379 BH	10/15/2038	41,369,121	\$40,928,124.21	\$42,090,929.58	\$50,608.83	1.44%
MBS	3137BG4H9	FHR 4425 EA	1/15/2045	22,123,592	\$21,627,972.15	\$21,755,647.16	\$41,611.18	2.30%
MBS	3137BG4N6	FHR 4425 HA	1/15/2045	48,191,785	\$47,323,227.87	\$47,623,152.06	\$76,503.45	1.93%
MBS	3137BG7E3	FHR 4429 AP	1/15/2045	45,163,413	\$44,321,098.26	\$44,600,556.67	\$73,314.52	1.97%
MBS	3137BGGX1	FHR 4443 GC	9/15/2044	2,845,602	\$2,789,997.52	\$2,815,477.48	\$5,102.22	2.17%
MBS	3137BJ6P3	FHR 4478 PC	5/15/2045	13,530,805	\$13,469,716.08	\$13,598,368.66	\$21,245.28	1.87%

Asset Type	Cusip	Description	Maturity Date	Org Face/ Mat Amount	Curr Book Value	Invested Funds	Total Period Earnings	ROI
MBS	3137BJDB6	FHR 4470 MC	7/15/2044	20,939,040	\$20,749,754.86	\$20,945,443.84	\$34,631.20	1.98%
MBS	3137BJVS9	FHR 4479 PQ	8/15/2045	17,710,674	\$17,695,874.94	\$18,139,933.50	\$19,614.16	1.30%
MBS	3137BKSP6	FHR 4491 AP	9/15/2040	31,641,950	\$31,579,221.77	\$31,779,768.38	\$63,391.72	2.39%
MBS	3137BKTH3	FHR 4491 P	7/15/2045	37,212,212	\$37,268,812.01	\$37,443,610.68	\$73,757.90	2.36%
MBS	3137BKX21	FHR 4506 A	1/15/2045	57,830,141	\$56,689,705.88	\$57,034,976.85	\$106,442.08	2.24%
MBS	31397QDR6	FNR 2010-150 VU	11/25/2023	5,813,409	\$5,905,165.93	\$5,964,770.91	\$10,639.17	2.14%
MBS	31398F3S8	FNR 2009-88 CB	11/25/2039	6,330,493	\$6,299,862.29	\$6,674,288.33	\$3,831.85	0.69%
MBS	38374YYK3	GNR 2010-95 PC	12/20/2036	10,000,000	\$10,251,773.33	\$10,283,134.17	\$6,139.17	0.72%
MBS	38376GP46	GNR 2011-49 A	7/16/2038	1,143,384	\$1,152,525.84	\$1,158,033.33	\$1,688.63	1.75%
MBS	38376GP53	GNR 2011-49 AB	1/16/2034	9,926,214	\$9,874,135.09	\$9,988,750.45	\$14,668.43	1.76%
			1/16/2034	122,963	\$122,331.14	\$123,751.04	\$181.63	1.76%
MBS	38376GU73	GNR 2011-78 AB	2/16/2039	10,754,204	\$10,786,125.79	\$10,863,545.07	\$6,695.13	0.74%
MBS	38378BDE6	GNR 2012-19 AB	3/16/2034	10,160,892	\$9,266,637.62	\$10,194,232.71	\$7,943.48	0.94%
			MBS Totals:		\$722,551,434.55	\$732,844,315.34	\$1,246,743.69	2.04%

Asset Type	Cusip	Description	Maturity Date	Org Face/ Mat Amount	Curr Book Value	Invested Funds	Total Period Earnings	ROI
MMGT	Money Managemen			1	\$5,000,000.00	\$166,666.67	\$13.70	0.10%
MMGT Totals:					\$5,000,000.00	\$166,666.67	\$13.70	0.10%

Asset Type	Cusip	Description	Maturity Date	Org Face/ Mat Amount	Curr Book Value	Invested Funds	Total Period Earnings	ROI
MMkt	BAML Fed MMkt 84			1	\$200,054.57	\$200,052.69	\$34.53	0.21%
MMkt	Federated-Raymond			1	\$200,790.19	\$200,788.89	\$29.71	0.18%
MMkt	Invesco-Simmons M			1	\$200,677.53	\$200,672.30	\$34.64	0.21%
		MMkt	Totals:		\$601,522.29	\$601,513.89	\$98.87	0.20%

Asset Type	Cusip	Description	Maturity Date	Org Face/ Mat Amount	Curr Book Value	Invested Funds	Total Period Earnings	ROI
Muni	782816AC6	RUSWTR 2 07/01/18	7/1/2018	1,000,000	\$1,000,000.00	\$1,015,354.44	\$1,233.33	1.46%
Muni Totals:					\$1,000,000.00	\$1,015,354.44	\$1,233.33	1.46%

Asset Type	Cusip	Description	Maturity Date	Org Face/ Mat Amount	Curr Book Value	Invested Funds	Total Period Earnings	ROI
				Report Totals:	\$5,306,771,500.83	\$2,349,031,004.80	\$2,035,253.51	1.04%

Consolidated ROI Report

Validated Through: 10/31/2015

Asset Type	Cusip	Description	Maturity Date	Org Face/ Mat Amount	Curr Book Value	Invested Funds	Total Period Earnings	ROI
CP	00856BA83	AGRMPP CP 01/08/16	1/8/2016	17,800,000	\$17,800,000.00	\$1,185,051.48	\$692.22	0.70%
CP	03739PZ25	AOCPP CP 12/02/15	12/2/2015	4,994,000	\$4,994,000.00	\$3,992,148.11	\$1,664.67	0.50%
CP	05531NYR1	BATINT 0 11/25/15	11/25/2015	25,000,000	\$25,000,000.00	\$4,998,041.67	\$1,958.33	0.47%
CP	1513E3X20	CENTEN 0 10/02/15	10/2/2015	17,000,000	\$17,000,000.00	\$566,556.48	\$236.11	0.50%
CP	1513E3XG9	CENTEN 0 10/16/15	10/16/2015	25,000,000	\$25,000,000.00	\$12,491,250.00	\$6,250.00	0.60%
			10/16/2015	30,000,000	\$30,000,000.00	\$14,969,375.00	\$9,375.00	0.75%
			10/16/2015	50,000,000	\$50,000,000.00	\$24,947,916.67	\$15,625.00	0.75%
CP	1513E3XW4	CENTEN 0 10/30/15	10/30/2015	20,000,000	\$20,000,000.00	\$19,319,477.78	\$9,666.66	0.60%
CP	1513E3YD5	CENTEN 0 11/13/15	11/13/2015	20,000,000	\$20,000,000.00	\$19,985,533.33	\$10,333.34	0.62%
			11/13/2015	20,000,000	\$20,000,000.00	\$17,987,910.00	\$9,300.00	0.62%
CP	1513E3YL7	CENTEN 0 11/20/15	11/20/2015	90,000,000	\$90,000,000.00	\$47,972,000.00	\$24,000.00	0.60%
CP	1513E3ZB8	CENTEN 0 12/11/15	12/11/2015	20,000,000	\$20,000,000.00	\$1,332,322.22	\$722.22	0.65%
CP	1518T3YD8	CNTRPT 0 11/13/15	11/13/2015	25,000,000	\$25,000,000.00	\$25,807,069.44	\$13,131.95	0.61%
			11/13/2015	13,042,000	\$13,042,000.00	\$11,731,950.67	\$4,499.49	0.46%
CP	16537MX12	BSNCHB 0 10/01/15	10/1/2015	100,000,000	\$100,000,000.00	\$0.00	\$0.00	

Asset Type	Cusip	Description	Maturity Date	Org Face/ Mat Amount	Curr Book Value	Invested Funds	Total Period Earnings	ROI
CP	16537MX20	BSNCHB CP 10/02/15	10/2/2015	80,000,000	\$80,000,000.00	\$2,666,637.04	\$888.89	0.40%
CP	16537MXD6	BSNCHB 0 10/13/15	10/13/2015	63,000,000	\$63,000,000.00	\$8,399,626.67	\$2,800.00	0.40%
CP	16537MXF1	BSNCHB 0 10/15/15	10/15/2015	19,000,000	\$19,000,000.00	\$633,326.30	\$211.11	0.40%
CP	16537MXK0	BSNCHB CP 10/19/15	10/19/2015	20,000,000	\$20,000,000.00	\$1,999,933.33	\$666.67	0.40%
			10/19/2015	14,000,000	\$14,000,000.00	\$1,399,953.33	\$466.67	0.40%
CP	16537MXL8	BSNCHB 0 10/20/15	10/20/2015	117,000,000	\$117,000,000.00	\$3,899,956.67	\$1,300.00	0.40%
CP	16537MXM6	BSNCHB 0 10/21/15	10/21/2015	45,000,000	\$45,000,000.00	\$1,499,983.33	\$500.00	0.40%
CP	16537MXN4	BSNCHB 0 10/22/15	10/22/2015	64,000,000	\$64,000,000.00	\$2,133,309.63	\$711.11	0.40%
CP	16537MXP10	COFBOC CP 11/5/15	11/5/2015	20,840,000	\$20,840,000.00	\$6,945,315.93	\$2,894.44	0.50%
CP	16537MXP9	BSNCHB 0 10/23/15	10/23/2015	158,000,000	\$158,000,000.00	\$5,266,608.15	\$1,755.56	0.40%
CP	16537MXS3	BSNCHB 0 10/26/15	10/26/2015	104,000,000	\$104,000,000.00	\$10,399,653.33	\$3,466.67	0.40%
CP	16537MXT1	BSNCHB 0 10/27/15	10/27/2015	44,000,000	\$44,000,000.00	\$1,466,650.37	\$488.89	0.40%
CP	16952NXF5	CIMCHK CP 10/15/15	10/15/2015	3,407,000	\$3,407,000.00	\$794,897.11	\$298.11	0.45%
CP	16952NXU2	CIMCHK CP 10/28/15	10/28/2015	29,700,000	\$29,700,000.00	\$12,867,676.25	\$5,362.50	0.50%
CP	16953FX95	CSCLHK CP 10/09/15	10/9/2015	23,966,000	\$23,966,000.00	\$798,857.79	\$266.29	0.40%

Asset Type	Cusip	Description	Maturity Date	Org Face/ Mat Amount	Curr Book Value	Invested Funds	Total Period Earnings	ROI
CP	16953FXF1	CSCLHK CP 10/15/15	10/15/2015	23,966,000	\$23,966,000.00	\$798,857.79	\$266.29	0.40%
CP	16953FXM6	CSCLHK CP 10/21/15	10/21/2015	23,966,000	\$23,966,000.00	\$798,857.79	\$266.29	0.40%
CP	16953FXN4	CSCLHK CP 10/22/15	10/22/2015	23,966,000	\$23,966,000.00	\$798,857.79	\$266.29	0.40%
CP	16953FY60	CSCLHK CP 11/06/15	11/6/2015	6,034,000	\$6,034,000.00	\$5,428,186.40	\$2,262.75	0.50%
CP	16953KX52	CHIPOW CP 10/05/15	10/5/2015	20,000,000	\$20,000,000.00	\$1,999,933.33	\$666.67	0.40%
CP	16953KY69	CHIPOW CP 11/06/15	11/6/2015	15,767,000	\$15,767,000.00	\$1,051,041.36	\$394.17	0.45%
CP	16953KYD4	CHIPOW CP 11/13/15	11/13/2015	68,252,000	\$68,252,000.00	\$61,392,196.23	\$26,618.28	0.52%
CP	16953WXN7	CSCOHK CP 10/22/15	10/22/2015	2,250,000	\$2,250,000.00	\$1,049,808.08	\$411.25	0.47%
CP	16953WY63	CSCOHK 0 11/06/15	11/6/2015	32,000,000	\$32,000,000.00	\$2,133,154.96	\$764.45	0.43%
CP	19214BXN2	COFBOC CP 10/22/15	10/22/2015	11,567,000	\$11,567,000.00	\$5,396,988.70	\$2,024.22	0.45%
CP	25271UX23	DO CP 10/02/15	10/2/2015	34,268,000	\$34,268,000.00	\$1,142,253.97	\$380.76	0.40%
CP	25271UX56	DO CP 10/05/15	10/5/2015	15,000,000	\$15,000,000.00	\$1,999,825.00	\$750.00	0.45%
CP	25271UXE7	DO CP 10/14/15	10/14/2015	11,000,000	\$11,000,000.00	\$366,662.59	\$122.22	0.40%
CP	25271UXN7	DO CP 10/22/15	10/22/2015	44,000,000	\$44,000,000.00	\$1,466,650.37	\$488.89	0.40%

Asset Type	Cusip	Description	Maturity Date	Org Face/ Mat Amount	Curr Book Value	Invested Funds	Total Period Earnings	ROI
CP	27805BX67	ETNGPP CP 10/06/15	10/6/2015	47,000,000	\$47,000,000.00	\$6,266,374.22	\$2,193.33	0.42%
CP	29082GYH1	EMCCRP 0 11/17/15	11/17/2015	50,000,000	\$50,000,000.00	\$19,992,688.89	\$7,833.33	0.47%
CP	29250BX14	ENCNUS CP 10/01/15	10/1/2015	31,450,000	\$31,450,000.00	\$0.00	\$0.00	
CP	29250BX22	ENCNUS 0 10/02/15	10/2/2015	14,000,000	\$14,000,000.00	\$466,639.70	\$202.22	0.52%
			10/2/2015	24,000,000	\$24,000,000.00	\$799,780.00	\$366.67	0.55%
CP	29250BX55	ENCNUS CP 10/05/15	10/5/2015	31,000,000	\$31,000,000.00	\$4,132,915.41	\$1,791.11	0.52%
CP	29250BX89	ENCNUS CP 10/08/15	10/8/2015	14,000,000	\$14,000,000.00	\$2,799,766.67	\$1,166.67	0.50%
CP	29250BX97	ENCNUS CP 10/09/15	10/9/2015	10,000,000	\$10,000,000.00	\$2,662,080.00	\$1,600.00	0.72%
CP	29250BXG1	ENCNUS CP 10/16/15	10/16/2015	5,400,000	\$5,400,000.00	\$179,997.50	\$75.00	0.50%
CP	29250BXK2	ENCNUS CP 10/19/15	10/19/2015	41,701,000	\$41,701,000.00	\$25,009,653.49	\$13,135.82	0.63%
			10/19/2015	40,000,000	\$40,000,000.00	\$7,999,306.67	\$3,466.67	0.52%
CP	29250BXN6	ENCNUS CP 10/22/15	10/22/2015	24,550,000	\$24,550,000.00	\$2,454,897.71	\$1,022.92	0.50%
			10/22/2015	15,600,000	\$15,600,000.00	\$3,119,724.40	\$1,378.00	0.53%
CP	29250BXP1	ENCNUS CP 10/23/15	10/23/2015	30,000,000	\$30,000,000.00	\$3,999,768.89	\$1,733.33	0.52%
CP	29250BXS5	ENCNUS CP 10/26/15	10/26/2015	2,000,000	\$2,000,000.00	\$466,619.48	\$202.22	0.52%
			10/26/2015	5,000,000	\$5,000,000.00	\$666,629.63	\$277.78	0.50%
CP	29250BY21	ENCNUS CP 11/02/15						

Asset Type	Cusip	Description	Maturity Date	Org Face/ Mat Amount	Curr Book Value	Invested Funds	Total Period Earnings	ROI
			11/2/2015	5,000,000	\$5,000,000.00	\$666,618.52	\$288.89	0.52%
			11/2/2015	50,000,000	\$50,000,000.00	\$16,663,865.74	\$7,638.89	0.55%
CP	29250BY54	ENCNUS CP 11/05/15	11/5/2015	2,500,000	\$2,500,000.00	\$1,083,051.97	\$496.53	0.55%
			11/5/2015	31,000,000	\$31,000,000.00	\$27,885,585.00	\$13,950.00	0.60%
			11/5/2015	9,000,000	\$9,000,000.00	\$6,896,739.75	\$3,622.50	0.63%
CP	29250BY96	ENCNUS CP 11/09/15	11/9/2015	36,000,000	\$36,000,000.00	\$31,181,730.67	\$16,120.00	0.62%
			11/9/2015	12,000,000	\$12,000,000.00	\$7,196,724.00	\$3,780.00	0.63%
			11/9/2015	14,000,000	\$14,000,000.00	\$11,194,026.66	\$5,600.00	0.60%
CP	29250BYK1	ENCNUS CP 11/19/15	11/19/2015	3,164,000	\$3,164,000.00	\$1,159,544.57	\$609.07	0.63%
			11/19/2015	4,300,000	\$4,300,000.00	\$3,294,301.31	\$1,730.75	0.63%
CP	29250BYW5	ENCNUS CP 11/30/15	11/30/2015	7,000,000	\$7,000,000.00	\$6,060,642.13	\$3,286.11	0.65%
			11/30/2015	54,579,000	\$54,579,000.00	\$49,069,140.80	\$27,835.29	0.68%
CP	29250BZ12	ENCNUS CP 12/01/15	12/1/2015	9,000,000	\$9,000,000.00	\$7,192,980.00	\$3,900.00	0.65%
CP	29251VX27	ENBUS 0 10/02/15	10/2/2015	45,000,000	\$45,000,000.00	\$1,499,586.67	\$775.00	0.62%
CP	29251VX68	ENBUS CP 10/06/15	10/6/2015	25,000,000	\$25,000,000.00	\$4,165,662.04	\$2,152.78	0.62%
CP	29251VX76	ENBUS CP 10/07/15	10/7/2015	35,000,000	\$35,000,000.00	\$6,999,183.33	\$3,500.00	0.60%
CP	29251VX84	ENBUS CP 10/08/15	10/8/2015	15,000,000	\$15,000,000.00	\$3,498,713.75	\$1,837.50	0.63%
CP	29251VX92	ENBUS CP 10/09/15	10/9/2015	20,000,000	\$20,000,000.00	\$5,322,888.89	\$3,333.33	0.75%
CP	29251VXE1	ENBUS CP 10/14/15						

Asset Type	Cusip	Description	Maturity Date	Org Face/ Mat Amount	Curr Book Value	Invested Funds	Total Period Earnings	ROI
			10/14/2015	24,340,000	\$24,340,000.00	\$9,734,052.80	\$4,868.00	0.60%
CP	29251VXG6	ENBUS CP 10/16/15	10/16/2015	30,000,000	\$30,000,000.00	\$14,991,345.83	\$8,375.00	0.67%
CP	29251VXT8	ENBUS CP 10/27/15	10/27/2015	26,279,000	\$26,279,000.00	\$18,388,432.42	\$9,810.83	0.64%
			10/27/2015	3,854,000	\$3,854,000.00	\$770,722.92	\$385.40	0.60%
CP	29251VXW1	ENBUS CP 10/30/15	10/30/2015	20,000,000	\$20,000,000.00	\$13,994,773.33	\$7,466.67	0.64%
CP	29251VY26	ENBUS CP 11/02/15	11/2/2015	25,000,000	\$25,000,000.00	\$24,985,576.39	\$13,958.33	0.67%
CP	29251VY67	ENBUS CP 11/06/15	11/6/2015	25,600,000	\$25,600,000.00	\$11,089,783.47	\$5,916.44	0.64%
CP	29251VY91	ENBUS CP 11/09/15	11/9/2015	40,000,000	\$40,000,000.00	\$35,976,550.00	\$20,100.00	0.67%
CP	29251VYC4	ENBUS CP 11/12/15	11/12/2015	40,000,000	\$40,000,000.00	\$25,319,188.89	\$14,144.44	0.67%
			11/12/2015	20,000,000	\$20,000,000.00	\$6,664,138.89	\$3,611.11	0.65%
CP	29251VYL4	ENBUS CP 11/20/15	11/20/2015	15,000,000	\$15,000,000.00	\$5,496,975.00	\$3,025.00	0.66%
CP	29251VZA7	ENBUS CP 12/10/15	12/10/2015	50,000,000	\$50,000,000.00	\$43,276,217.59	\$26,361.11	0.73%
CP	42824GXK1	HPECPP CP 10/19/15	10/19/2015	34,000,000	\$34,000,000.00	\$13,597,733.33	\$5,666.67	0.50%
CP	43357MYP9	HITCRD CP 11/23/15	11/23/2015	24,400,000	\$24,400,000.00	\$8,942,484.10	\$3,802.33	0.51%
CP	43357MYR5	HITCRD CP 11/25/15	11/25/2015	36,000,000	\$36,000,000.00	\$4,798,096.00	\$2,040.00	0.51%
CP	45687FXN6	IRLUXF CP 10/22/15	10/22/2015	11,000,000	\$11,000,000.00	\$7,697,112.50	\$2,887.50	0.45%

Asset Type	Cusip	Description	Maturity Date	Org Face/ Mat Amount	Curr Book Value	Invested Funds	Total Period Earnings	ROI
CP	59738QX28	MIDEA CP 10/02/15	10/2/2015	38,950,000	\$38,950,000.00	\$1,298,219.73	\$486.88	0.45%
CP	59738QX51	MIDEA CP 10/05/15	10/5/2015	23,100,000	\$23,100,000.00	\$3,079,730.50	\$1,155.00	0.45%
CP	6116M3YL5	MONPP CP 11/20/15	11/20/2015	22,000,000	\$22,000,000.00	\$22,708,295.09	\$11,556.11	0.61%
			11/20/2015	29,000,000	\$29,000,000.00	\$29,933,661.71	\$15,233.06	0.61%
CP	68268UX51	OKSPP 0 10/05/15	10/5/2015	10,000,000	\$10,000,000.00	\$1,333,167.41	\$711.11	0.64%
CP	68268UX69	OKSPP 0 10/06/15	10/6/2015	20,000,000	\$20,000,000.00	\$3,332,918.52	\$1,777.78	0.64%
CP	68268UXN2	OKSPP 0 10/22/15	10/22/2015	24,100,000	\$24,100,000.00	\$12,046,887.09	\$6,225.83	0.62%
CP	68268UXP7	OKSPP 0 10/23/15	10/23/2015	20,000,000	\$20,000,000.00	\$11,996,280.00	\$6,200.00	0.62%
CP	68268UXT9	OKSPP 0 10/27/15	10/27/2015	25,000,000	\$25,000,000.00	\$10,830,907.87	\$5,597.22	0.62%
CP	68268UY68	OKSPP 0 11/06/15	11/6/2015	20,000,000	\$20,000,000.00	\$7,331,345.19	\$3,727.78	0.61%
CP	68268UYD3	OKSPP CP 11/13/15	11/13/2015	75,000,000	\$75,000,000.00	\$12,496,399.31	\$6,354.17	0.61%
CP	70962WXG8	PENFNS CP 10/16/15	10/16/2015	54,000,000	\$54,000,000.00	\$26,955,840.00	\$14,400.00	0.64%
CP	81900QX24	SHAGAN 0 10/02/15	10/2/2015	50,000,000	\$50,000,000.00	\$1,664,472.22	\$833.33	0.60%
CP	81900QXW8	SHAGAN 0 10/30/15	10/30/2015	115,000,000	\$115,000,000.00	\$107,285,748.89	\$50,983.33	0.57%
CP	84755MXD9	SPCTRA CP 10/13/15	10/13/2015	22,120,000	\$22,120,000.00	\$8,845,677.40	\$3,318.00	0.45%

Asset Type	Cusip	Description	Maturity Date	Org Face/ Mat Amount	Curr Book Value	Invested Funds	Total Period Earnings	ROI
CP	87230TXG5	TCLHOL CP 10/16/15	10/16/2015	50,000,000	\$50,000,000.00	\$24,991,319.45	\$10,416.67	0.50%
CP	88513BX70	THORCP CP 10/07/15	10/7/2015	13,300,000	\$13,300,000.00	\$2,655,810.50	\$1,396.50	0.63%
CP	91842MY63	VWCRED CP 11/06/15	11/6/2015	50,000,000	\$50,000,000.00	\$18,329,666.67	\$6,875.00	0.45%
CP	91842MYD8	VWCRED 0 11/13/15	11/13/2015	46,000,000	\$46,000,000.00	\$7,665,037.50	\$2,875.00	0.45%
CP	92939BXK9	WPPCPP CP 10/19/15	10/19/2015	2,000,000	\$2,000,000.00	\$1,199,428.00	\$520.00	0.52%
CP	92939BXW3	WPPCPP CP 10/30/15	10/30/2015	15,000,000	\$15,000,000.00	\$3,499,714.17	\$1,225.00	0.42%
CP	96950MX12	WILPAR CP 10/01/15	10/1/2015	10,675,000	\$10,675,000.00	\$0.00	\$0.00	
CP	96950MX20	WILPAR 0 10/02/15	10/2/2015	90,000,000	\$90,000,000.00	\$2,999,731.67	\$1,150.00	0.46%
			10/2/2015	100,000,000	\$100,000,000.00	\$3,332,533.33	\$1,500.00	0.54%
CP	96950MX53	WILPAR CP 10/05/15	10/5/2015	145,000,000	\$145,000,000.00	\$19,331,604.07	\$7,411.11	0.46%
			10/5/2015	32,000,000	\$32,000,000.00	\$4,266,285.04	\$1,635.56	0.46%
CP	96950MX61	WILPAR 0 10/06/15	10/6/2015	30,000,000	\$30,000,000.00	\$999,988.89	\$333.33	0.40%
CP	96950MX87	WILPAR CP 10/08/15	10/8/2015	15,986,000	\$15,986,000.00	\$3,729,740.29	\$1,398.78	0.45%
			10/8/2015	72,000,000	\$72,000,000.00	\$16,798,530.00	\$6,300.00	0.45%
CP	96950MX95	WILPAR CP 10/09/15	10/9/2015	148,000,000	\$148,000,000.00	\$34,530,311.67	\$12,950.00	0.45%
			10/9/2015	35,800,000	\$35,800,000.00	\$1,193,320.07	\$397.78	0.40%
CP	96950MXG9	WILPAR CP 10/16/15						

Asset Type	Cusip	Description	Maturity Date	Org Face/ Mat Amount	Curr Book Value	Invested Funds	Total Period Earnings	ROI
			10/16/2015	100,000,000	\$100,000,000.00	\$23,331,291.67	\$8,750.00	0.45%
			10/16/2015	10,995,000	\$10,995,000.00	\$5,130,062.17	\$2,009.64	0.47%
CP	96950MXP9	WILPAR 0 10/23/15						
			10/23/2015	110,448,000	\$110,448,000.00	\$25,769,095.35	\$9,019.92	0.42%
CP	96950MXW4	WILPAR CP 10/30/15						
			10/30/2015	64,234,000	\$64,234,000.00	\$62,050,591.77	\$29,494.11	0.57%
CP	96950MY60	WILPAR CP 11/06/15						
			11/6/2015	34,000,000	\$34,000,000.00	\$19,261,015.11	\$7,706.66	0.48%
CP	96950MYD5	WILPAR 0 11/13/15						
			11/13/2015	50,700,000	\$50,700,000.00	\$45,604,295.10	\$19,773.00	0.52%
CP	MC8B58X26	TCLHOL CP 08/13/15						
			11/6/2015	50,000,000	\$50,000,000.00	\$26,658,888.89	\$11,111.11	0.50%
			CP Totals:		\$4,653,910,000.00	\$1,489,854,128.29	\$708,593.73	0.57%

Asset Type	Cusip	Description	Maturity Date	Org Face/ Mat Amount	Curr Book Value	Invested Funds	Total Period Earnings	ROI
DDA	1st Security DDA 02			1	\$3,004,626.09	\$3,103,743.46	\$1,147.96	0.44%
DDA	Bank of America DD			1	\$633,517.19	\$1,700,098.51	\$97.81	0.07%
DDA	Bank of Ozarks DDA			1	\$172,429,831.03	\$178,139,949.65	\$109,812.30	0.74%
DDA	Centennial DDA 965			1	\$107,444,281.23	\$107,224,567.54	\$61,690.85	0.69%
DDA	Regions DDA 6470			1	\$995,076.66	\$643,734.07	\$37.04	0.07%
DDA	Simmons DDA 4368			1	\$60,024,632.67	\$61,999,726.82	\$30,575.21	0.59%
DDA	US Bank DDA 0126			1	\$134,051.61	\$129,050.75	\$3.71	0.03%
	DDA	Totals:			\$344,666,016.48	\$352,940,870.80	\$203,364.88	0.69%

Asset Type	Cusip	Description	Maturity Date	Org Face/ Mat Amount	Curr Book Value	Invested Funds	Total Period Earnings	ROI
MBS	3136A3AS0	FNR 2011-145 JA	12/25/2041	6,066,600	\$6,361,782.58	\$6,398,331.82	\$20,561.20	3.86%
MBS	3136A4FC8	FNR 2012-23 PC	3/25/2040	5,679,875	\$5,409,728.76	\$5,661,013.38	\$10,848.24	2.30%
MBS	3136A4K40	FNR 2012-17 QC	7/25/2039		\$3,108,542.44	\$214,472.85	(\$1,824.30)	-10.21%
MBS	3136A7RU8	FNR 2012-90 CB	4/25/2042	6,303,264	\$6,145,800.04	\$6,214,489.07	\$13,762.00	2.66%
MBS	3136A8SG6	FNR 2012-102 PA	3/25/2041	6,410,713	\$6,480,492.94	\$6,757,570.53	\$8,546.41	1.52%
MBS	3136AAJ30	FNR 2012-137 JA	9/25/2040	21,520,278	\$21,349,757.93	\$21,666,895.44	\$41,297.70	2.29%
MBS	3136ACYK1	FNR 2013-18 NA	12/25/2042	3,910,916	\$3,781,337.82	\$3,838,486.16	\$8,475.63	2.65%
MBS	3136AG3J9	FNR 2013-116 YB	7/25/2043	13,506,246	\$13,415,619.89	\$13,769,982.52	\$25,248.80	2.20%
MBS	3136AKNC3	FNR 2014-39 AB	9/25/1939	5,311,212	\$5,283,248.02	\$5,417,739.15	\$8,118.99	1.80%
MBS	3136AKNF6	FNR 2014-39 GA	9/25/2039	28,671,686	\$28,615,488.34	\$29,275,416.25	\$47,727.56	1.96%
MBS	3136ANG68	FNR 2015-36 DA	6/25/2045	9,426,021	\$9,271,301.33	\$9,388,592.93	\$15,990.70	2.04%
MBS	3136ANT49	FNR 2015-43 QB	6/25/2045	10,338,641	\$10,168,941.53	\$10,297,589.21	\$17,538.92	2.04%
MBS	3136ANXY8	FNR 2015-27 MB	12/25/2044	14,522,314	\$14,286,601.66	\$14,483,738.96	\$24,728.90	2.05%
MBS	3136ANXY8	FNR 2015-27 MB	10/25/2044	16,747,417	\$16,438,195.58	\$16,669,172.96	\$32,712.52	2.35%
MBS	3136APF72	FNR 2015-55 PD	3/25/2043	73,292,531	\$72,305,938.46	\$72,913,180.58	\$163,157.40	2.69%

Asset Type	Cusip	Description	Maturity Date	Org Face/ Mat Amount	Curr Book Value	Invested Funds	Total Period Earnings	ROI
MBS	3136APSQ6	FNR 2015-68 DA	9/25/2045	47,197,546	\$46,164,371.63	\$46,404,154.98	\$93,743.67	2.42%
MBS	3137A3Y52	FHR 3769 MB	10/15/2038	8,305,530	\$8,278,636.15	\$8,600,403.52	\$14,628.16	2.04%
MBS	3137A6TM4	FHR 3808 A	9/15/2028		\$3,285,735.62	\$1,031,929.25	(\$2,534.30)	-2.95%
MBS	3137AJ3V4	FHR 3954 PD	7/15/2041	2,103,959	\$2,030,707.37	\$2,070,022.17	\$4,402.85	2.55%
MBS	3137AKM99	FHR 3979 AD	8/15/2038		\$1,384,629.78	\$237,702.81	(\$717.02)	-3.62%
MBS	3137ALW47	FHR 3996 TB	2/15/2039		\$2,771,362.38	\$280,623.17	(\$655.68)	-2.80%
MBS	3137ASAG9	FHR 4077 BA	5/15/2042	1,457,632	\$1,386,903.31	\$1,430,667.71	\$3,283.02	2.75%
MBS	3137AYQY0	FHR 4165 CA	5/15/2038	6,650,103	\$6,449,265.69	\$6,563,944.74	\$10,232.53	1.87%
MBS	3137B1FV9	FHR 4191 NB	4/15/2043	3,563,070	\$3,226,669.88	\$3,308,904.80	\$13,765.59	4.99%
MBS	3137B4L61	FHR 4253 TD	7/15/2040	2,407,779	\$2,325,995.89	\$2,424,016.81	\$3,096.21	1.53%
			7/15/2040		\$7,317,666.62	\$3,050,122.68	\$3,025.53	1.19%
MBS	3137B4PQ3	FHR 4246 PC	7/15/2043		\$3,750,740.08	\$2,005,096.55	\$1,316.16	0.79%
MBS	3137BA6C1	FHR 4332 KE	9/15/2043	10,453,680	\$10,157,418.37	\$10,566,858.36	\$16,962.31	1.93%
MBS	3137BCHB7	FHR 4360 PA	5/15/2038		\$16,506,020.73	\$575,641.62	(\$16,589.16)	-34.58%
MBS	3137BCSX7	FHR 4374 PQ	9/15/2041	8,292,832	\$8,013,215.03	\$8,391,018.92	\$16,587.63	2.37%

Asset Type	Cusip	Description	Maturity Date	Org Face/ Mat Amount	Curr Book Value	Invested Funds	Total Period Earnings	ROI
MBS	3137BCZ76	FHR 4379 BH	10/15/2038	40,241,893	\$40,269,310.83	\$40,928,124.21	\$55,888.18	1.64%
MBS	3137BD4V5	FHR 4378 AD	2/15/2044		\$4,399,814.74	\$2,455,740.92	\$2,900.72	1.42%
MBS	3137BDER3	FHR 4388 MC	7/15/2044		\$10,011,380.99	\$5,561,802.84	\$7,764.54	1.68%
MBS	3137BEK45	FHR 4403 CA	10/15/2044		\$49,329,921.62	\$24,842,598.80	\$47,769.39	2.31%
MBS	3137BFFV8	FHR 4423 A	10/15/2039		\$13,780,482.43	\$1,411,458.58	(\$8,312.62)	-7.07%
MBS	3137BG4H9	FHR 4425 EA	1/15/2045	21,991,178	\$21,445,799.05	\$21,627,972.15	\$42,844.47	2.38%
MBS	3137BG4N6	FHR 4425 HA	1/15/2045	44,885,913	\$43,978,006.60	\$44,321,098.26	\$63,810.68	1.73%
			1/15/2045	47,895,677	\$46,955,987.81	\$47,323,227.87	\$66,946.57	1.70%
MBS	3137BG7E3	FHR 4429 AP	1/15/2045	21,293,080	\$21,652,065.98	\$21,937,181.00	\$12,978.48	0.71%
MBS	3137BGGX1	FHR 4443 GC	9/15/2044	2,819,763	\$2,763,589.63	\$2,789,997.52	\$5,037.79	2.17%
MBS	3137BJ3Q4	FHR 4476 B	5/15/2045		\$9,896,541.99	\$3,135,932.75	\$375.81	0.14%
MBS	3137BJ6P3	FHR 4478 PC	5/15/2045	13,403,458	\$13,337,224.00	\$13,469,716.08	\$21,027.02	1.87%
MBS	3137BJDB6	FHR 4470 MC	7/15/2044	20,743,618	\$20,547,219.93	\$20,749,754.86	\$34,307.45	1.98%
MBS	3137BJVS9	FHR 4479 PQ	8/15/2045	17,298,657	\$17,260,392.82	\$17,695,874.94	\$21,397.45	1.45%
MBS	3137BKSP6	FHR 4491 AP	9/15/2040	31,443,932	\$31,366,125.20	\$31,579,221.77	\$62,946.98	2.39%

Asset Type	Cusip	Description	Maturity Date	Org Face/ Mat Amount	Curr Book Value	Invested Funds	Total Period Earnings	ROI
MBS	3137BKTH3	FHR 4491 P	7/15/2045	37,041,180	\$37,075,941.84	\$37,268,812.01	\$73,317.33	2.36%
MBS	3137BKX21	FHR 4506 A	1/15/2045	57,474,812	\$56,252,026.30	\$56,689,705.88	\$83,344.16	1.76%
MBS	3137BKXL9	FHR 4506 LA	10/15/2019		\$1,385,366.06	\$500,570.70	(\$1,858.21)	-4.45%
MBS	3137GAQK6	FHR 3740 KC	7/15/2037		\$1,329,479.38	\$140,573.52	(\$1,787.22)	-15.26%
MBS	31394D4X5	FNR 2005-47 HK	6/25/2020		\$7,264,527.79	\$765,813.01	(\$13,358.43)	-20.93%
MBS	31396VMM7	FNR 2007-35 DE	2/25/2036		\$5,175,584.46	\$1,458,745.23	(\$5,033.90)	-4.14%
MBS	31397QDR6	FNR 2010-150 VU	11/25/2023	5,762,543	\$5,845,280.20	\$5,905,165.93	\$10,358.56	2.10%
MBS	31397SXE9	FNR 2011-40 DB	9/25/2039		\$13,662,868.96	\$473,508.72	(\$14,062.99)	-35.64%
MBS	31397UFG9	FNR 2011-48 VJ	5/25/2040		\$3,349,475.11	\$112,879.66	(\$637.52)	-6.78%
MBS	31398F3S8	FNR 2009-88 CB	11/25/2039	5,975,974	\$6,152,230.67	\$6,299,862.29	\$14,639.03	2.79%
MBS	31398MVQ6	FNR 2010-19 VB	2/25/2021		\$2,409,329.73	\$271,519.50	(\$3,453.38)	-15.26%
MBS	31398PJC4	FNR 2010-35 WA	9/25/2024		\$906,244.22	\$126,655.48	(\$1,769.28)	-16.76%
MBS	31398PTT6	FNR 2010-42 AC	10/25/2024		\$1,735,061.31	\$236,906.68	(\$876.03)	-4.44%
MBS	31398RE76	FNR 2010-57 DP	8/25/2039		\$1,048,324.01	\$149,726.48	(\$742.73)	-5.95%
MBS	31398T4E8	FNR 2010-99 JU						

Asset Type	Cusip	Description	Maturity Date	Org Face/ Mat Amount	Curr Book Value	Invested Funds	Total Period Earnings	ROI
			8/25/2040		\$43,112,630.77	\$13,115,026.42	\$17,324.12	1.59%
MBS	31398TPN5	FNR 2010-89 PG						
			12/25/2039		\$15,588,630.22	\$5,370,292.31	(\$4,687.41)	-1.05%
MBS	38374YYK3	GNR 2010-95 PC						
			12/20/2036	10,000,000	\$9,720,735.91	\$10,251,773.33	\$4,636.08	0.54%
MBS	38376G2G4	GNR 2011-92 B						
			11/16/2044		\$2,416,363.67	\$84,624.45	(\$2,009.12)	-28.49%
MBS	38376GP46	GNR 2011-49 A						
			7/16/2038	1,138,522	\$1,122,776.95	\$1,152,525.84	\$1,414.91	1.47%
			7/16/2038		\$3,228,018.17	\$1,214,585.05	\$886.85	0.88%
MBS	38376GP53	GNR 2011-49 AB						
			1/16/2034	121,649	\$114,398.03	\$122,331.14	\$149.02	1.46%
			1/16/2034	9,820,092	\$9,233,801.84	\$9,874,135.09	\$12,096.65	1.47%
MBS	38376GU73	GNR 2011-78 AB						
			2/16/2039	10,692,046	\$8,448,332.65	\$10,786,125.79	(\$3,636.58)	-0.40%
MBS	38378BDE6	GNR 2012-19 AB						
			3/16/2034	9,237,631	\$9,105,187.38	\$9,266,637.62	\$9,389.84	1.22%
MBS	38378BRK7	GNR 2012-55 A						
			8/16/2033		\$5,593,166.42	\$2,062,110.94	\$2,247.74	1.31%
MBS	38378BRT8	GNR 2012-44 A						
			4/16/2041		\$3,404,029.23	\$910,409.48	\$1,354.67	1.79%
MBS	38378BUJ6	GNR 2012-70 A						
			5/16/2042		\$2,130,661.89	\$569,844.77	\$657.86	1.39%
MBS	38379HUQ6	GNR 2014-188 QC						
			9/20/2044		\$7,221,797.84	\$4,243,737.83	\$227.45	0.06%
			MBS Totals:		\$956,498,250.47	\$799,162,087.61	\$1,213,252.57	1.82%

Asset Type	Cusip	Description	Maturity Date	Org Face/ Mat Amount	Curr Book Value	Invested Funds	Total Period Earnings	ROI
MMGT	Money Managemen			1	\$5,000,000.00	\$166,666.67	\$13.70	0.10%
MMGT Totals:					\$5,000,000.00	\$166,666.67	\$13.70	0.10%

Asset Type	Cusip	Description	Maturity Date	Org Face/ Mat Amount	Curr Book Value	Invested Funds	Total Period Earnings	ROI
MMkt	BAML Fed MMkt 84			1	\$200,057.02	\$206,723.30	\$35.68	0.21%
MMkt	Federated-Raymond			1	\$200,791.69	\$207,483.35	\$30.70	0.18%
MMkt	Invesco-Simmons M			1	\$200,684.13	\$207,367.44	\$35.79	0.21%
		MMkt	Totals:		\$601,532.84	\$621,574.09	\$102.17	0.20%

Asset Type	Cusip	Description	Maturity Date	Org Face/ Mat Amount	Curr Book Value	Invested Funds	Total Period Earnings	ROI
Muni	04108NZ88	ARSDEV 1.197 10/01/	10/1/2017	1,235,000	\$1,235,000.00	\$0.00	\$0.00	
Muni	04108NZ96	ARSDEV 1.618 10/01/	10/1/2018	1,250,000	\$1,250,000.00	\$0.00	\$0.00	
Muni	782816AC6	RUSWTR 2 07/01/18	7/1/2018	1,000,000	\$1,000,000.00	\$1,014,921.11	\$1,233.33	1.46%
Muni Totals:					\$3,485,000.00	\$1,014,921.11	\$1,233.33	1.46%

Asset Type	Cusip	Description	Maturity Date	Org Face/ Mat Amount	Curr Book Value	Invested Funds	Total Period Earnings	ROI
				Report Totals:	\$5,964,160,799.79	\$2,643,760,248.56	\$2,126,560.37	0.97%

Consolidated ROI Report

Validated Through: 11/30/2015

Asset Type	Cusip	Description	Maturity Date	Org Face/ Mat Amount	Curr Book Value	Invested Funds	Total Period Earnings	ROI
CP	00856BA83	AGRMPP CP 01/08/16	1/8/2016	17,800,000	\$17,800,000.00	\$17,775,772.22	\$10,383.33	0.70%
CP	03739PZ25	AOCPP CP 12/02/15	12/2/2015	4,994,000	\$4,994,000.00	\$4,990,185.14	\$2,080.83	0.50%
CP	05531NYR1	BATINT 0 11/25/15	11/25/2015	25,000,000	\$25,000,000.00	\$19,992,166.66	\$7,833.34	0.47%
CP	1513E3YD5	CENTEN 0 11/13/15	11/13/2015	20,000,000	\$20,000,000.00	\$7,994,626.67	\$4,133.33	0.62%
			11/13/2015	20,000,000	\$20,000,000.00	\$7,994,213.33	\$4,133.33	0.62%
CP	1513E3YL7	CENTEN 0 11/20/15	11/20/2015	90,000,000	\$90,000,000.00	\$56,966,750.00	\$28,500.00	0.60%
CP	1513E3ZB8	CENTEN 0 12/11/15	12/11/2015	20,000,000	\$20,000,000.00	\$19,984,833.33	\$10,833.34	0.65%
CP	1513E3ZP7	CENTEN 0 12/23/15	12/23/2015	20,000,000	\$20,000,000.00	\$11,992,000.00	\$6,000.00	0.60%
			12/23/2015	40,000,000	\$40,000,000.00	\$14,658,600.00	\$7,333.33	0.60%
CP	1518T2B52	CNTRPT 0 02/05/16	2/2/2016	50,000,000	\$50,000,000.00	\$31,618,067.13	\$17,780.32	0.67%
CP	1518T3YD8	CNTRPT 0 11/13/15	11/13/2015	25,000,000	\$25,000,000.00	\$9,989,833.33	\$5,083.33	0.61%
			11/13/2015	13,042,000	\$13,042,000.00	\$5,214,200.30	\$1,999.77	0.46%
CP	16537MXP10	COFBOC CP 11/5/15	11/5/2015	20,840,000	\$20,840,000.00	\$2,778,126.37	\$1,157.78	0.50%
CP	16953FY60	CSCLHK CP 11/06/15	11/6/2015	6,034,000	\$6,034,000.00	\$1,005,219.70	\$419.03	0.50%
CP	16953KY69	CHIPOW CP 11/06/15						

Asset Type	Cusip	Description	Maturity Date	Org Face/ Mat Amount	Curr Book Value	Invested Funds	Total Period Earnings	ROI
			11/6/2015	15,767,000	\$15,767,000.00	\$2,627,603.40	\$985.44	0.45%
CP	16953KYD4	CHIPOW CP 11/13/15	11/13/2015	68,252,000	\$68,252,000.00	\$27,285,420.55	\$11,830.35	0.52%
CP	16953WY63	CSCOHK 0 11/06/15	11/6/2015	32,000,000	\$32,000,000.00	\$5,332,887.41	\$1,911.11	0.43%
CP	20260ABK5	CMZBUS CP 02/19/16	2/19/2016	15,000,000	\$15,000,000.00	\$3,992,666.67	\$2,500.00	0.75%
CP	25156KA87	DTEGR 0 01/08/16	1/8/2016	25,000,000	\$25,000,000.00	\$15,820,798.61	\$6,597.22	0.50%
CP	29082GYH1	EMCCRP 0 11/17/15	11/17/2015	50,000,000	\$50,000,000.00	\$26,656,918.52	\$10,444.45	0.47%
CP	29250BY21	ENCNUS CP 11/02/15	11/2/2015	5,000,000	\$5,000,000.00	\$166,654.63	\$72.22	0.52%
			11/2/2015	50,000,000	\$50,000,000.00	\$1,666,386.57	\$763.89	0.55%
CP	29250BY54	ENCNUS CP 11/05/15	11/5/2015	9,000,000	\$9,000,000.00	\$1,199,433.00	\$630.00	0.63%
			11/5/2015	31,000,000	\$31,000,000.00	\$4,131,197.78	\$2,066.67	0.60%
			11/5/2015	2,500,000	\$2,500,000.00	\$333,246.76	\$152.78	0.55%
CP	29250BY96	ENCNUS CP 11/09/15	11/9/2015	36,000,000	\$36,000,000.00	\$9,594,378.67	\$4,960.00	0.62%
			11/9/2015	14,000,000	\$14,000,000.00	\$3,731,342.22	\$1,866.67	0.60%
			11/9/2015	12,000,000	\$12,000,000.00	\$3,198,544.00	\$1,680.00	0.63%
CP	29250BYK1	ENCNUS CP 11/19/15	11/19/2015	4,300,000	\$4,300,000.00	\$2,578,148.85	\$1,354.50	0.63%
			11/19/2015	3,164,000	\$3,164,000.00	\$1,897,436.56	\$996.66	0.63%
CP	29250BYW5	ENCNUS CP 11/30/15	11/30/2015	7,000,000	\$7,000,000.00	\$6,759,946.99	\$3,665.28	0.65%
			11/30/2015	54,579,000	\$54,579,000.00	\$52,703,891.97	\$29,897.16	0.68%
CP	29250BZ12	ENCNUS CP 12/01/15						

Asset Type	Cusip	Description	Maturity Date	Org Face/ Mat Amount	Curr Book Value	Invested Funds	Total Period Earnings	ROI
			12/1/2015	9,000,000	\$9,000,000.00	\$8,991,225.00	\$4,875.00	0.65%
CP	29250BZ38	ENCNUS CP 12/03/15	12/3/2015	6,500,000	\$6,500,000.00	\$5,414,229.17	\$2,708.33	0.60%
CP	29250BZP9	ENCNUS 0 12/23/15	12/23/2015	25,000,000	\$25,000,000.00	\$18,318,096.29	\$10,388.89	0.68%
CP	29250BZU8	ENCNUS CP 12/28/15	12/28/2015	14,000,000	\$14,000,000.00	\$13,519,018.07	\$7,668.89	0.68%
CP	29251UAN8	ENBUS CP 01/22/16	1/22/2016	10,000,000	\$10,000,000.00	\$4,327,543.52	\$2,672.22	0.74%
CP	29251VY26	ENBUS CP 11/02/15	11/2/2015	25,000,000	\$25,000,000.00	\$832,852.55	\$465.28	0.67%
CP	29251VY67	ENBUS CP 11/06/15	11/6/2015	25,600,000	\$25,600,000.00	\$4,265,301.33	\$2,275.56	0.64%
CP	29251VY91	ENBUS CP 11/09/15	11/9/2015	40,000,000	\$40,000,000.00	\$10,659,718.52	\$5,955.56	0.67%
CP	29251VYC4	ENBUS CP 11/12/15	11/12/2015	20,000,000	\$20,000,000.00	\$7,330,552.78	\$3,972.22	0.65%
			11/12/2015	40,000,000	\$40,000,000.00	\$14,658,477.78	\$8,188.89	0.67%
CP	29251VYL4	ENBUS CP 11/20/15	11/20/2015	15,000,000	\$15,000,000.00	\$9,494,775.00	\$5,225.00	0.66%
CP	29251VZ74	ENBUS CP 12/07/15	12/7/2015	6,308,000	\$6,308,000.00	\$5,253,724.39	\$2,847.36	0.65%
CP	29251VZA7	ENBUS CP 12/10/15	12/10/2015	50,000,000	\$50,000,000.00	\$49,934,097.22	\$30,416.67	0.73%
CP	29251VZE9	ENBUS CP 12/14/15	12/14/2015	15,000,000	\$15,000,000.00	\$3,498,736.11	\$1,895.83	0.65%
			12/14/2015	25,000,000	\$25,000,000.00	\$6,664,138.89	\$3,611.11	0.65%
CP	29251VZW9	ENBUS CP 12/30/15	12/30/2015	15,000,000	\$15,000,000.00	\$3,497,620.00	\$1,983.33	0.68%

Asset Type	Cusip	Description	Maturity Date	Org Face/ Mat Amount	Curr Book Value	Invested Funds	Total Period Earnings	ROI
CP	29380BAN4	EPDCP 0 01/22/16	1/22/2016	70,000,000	\$70,000,000.00	\$27,969,137.78	\$14,466.67	0.62%
CP	37790BZP9	GLENPP CP 12/23/15	12/23/2015	48,000,000	\$48,000,000.00	\$17,589,997.33	\$9,093.33	0.62%
CP	42824EA88	HPECPP CP 01/08/16	1/8/2016	30,000,000	\$30,000,000.00	\$17,983,200.00	\$9,000.00	0.60%
CP	42824EAN5	HPECPP 0 01/22/16	1/22/2016	35,000,000	\$35,000,000.00	\$13,982,577.78	\$8,166.67	0.70%
			1/22/2016	11,708,000	\$11,708,000.00	\$3,118,438.81	\$1,847.26	0.71%
CP	42824EAR6	HPECPP CP 01/25/16	1/25/2016	30,000,000	\$30,000,000.00	\$17,975,545.00	\$10,050.00	0.67%
			1/25/2016	1,800,000	\$1,800,000.00	\$659,153.00	\$385.00	0.70%
			1/25/2016	2,000,000	\$2,000,000.00	\$532,652.00	\$324.44	0.73%
CP	43357MYP9	HITCRD CP 11/23/15	11/23/2015	24,400,000	\$24,400,000.00	\$17,884,968.20	\$7,604.67	0.51%
CP	43357MYR5	HITCRD CP 11/25/15	11/25/2015	36,000,000	\$36,000,000.00	\$28,788,576.00	\$12,240.00	0.51%
CP	43357MZP8	HITCRD CP 12/23/15	12/23/2015	14,200,000	\$14,200,000.00	\$3,784,931.11	\$1,735.55	0.55%
CP	55908AA87	MAGELN 0 01/08/16	1/8/2016	50,000,000	\$50,000,000.00	\$23,312,774.07	\$11,861.11	0.61%
CP	6116M3YL5	MONPP CP 11/20/15	11/20/2015	29,000,000	\$29,000,000.00	\$18,346,437.82	\$9,336.39	0.61%
			11/20/2015	22,000,000	\$22,000,000.00	\$13,917,987.31	\$7,082.78	0.61%
CP	68268UY68	OKSPP 0 11/06/15	11/6/2015	20,000,000	\$20,000,000.00	\$3,332,429.63	\$1,694.44	0.61%
CP	68268UYD3	OKSPP CP 11/13/15	11/13/2015	75,000,000	\$75,000,000.00	\$29,991,358.33	\$15,250.00	0.61%
CP	68268UZ42	OKSPP 0 12/04/15						

Asset Type	Cusip	Description	Maturity Date	Org Face/ Mat Amount	Curr Book Value	Invested Funds	Total Period Earnings	ROI
			12/4/2015	15,500,000	\$15,500,000.00	\$7,747,675.00	\$3,875.00	0.60%
CP	68268UZB6	OKSPP 0 12/11/15	12/11/2015	25,000,000	\$25,000,000.00	\$9,996,211.11	\$5,166.67	0.62%
CP	72650WAN1	PAAPP 0 01/22/16	1/22/2016	75,000,000	\$75,000,000.00	\$34,958,291.67	\$18,958.33	0.65%
CP	91842MY63	VWCRED CP 11/06/15	11/6/2015	50,000,000	\$50,000,000.00	\$8,331,666.67	\$3,125.00	0.45%
CP	91842MYD8	VWCRED 0 11/13/15	11/13/2015	46,000,000	\$46,000,000.00	\$18,396,090.00	\$6,900.00	0.45%
CP	96950MY60	WILPAR CP 11/06/15	11/6/2015	34,000,000	\$34,000,000.00	\$5,665,004.45	\$2,266.67	0.48%
CP	96950MYD5	WILPAR 0 11/13/15	11/13/2015	50,700,000	\$50,700,000.00	\$20,268,575.60	\$8,788.00	0.52%
CP	96950MZP7	WILPAR 0 12/23/15	12/23/2015	50,000,000	\$50,000,000.00	\$31,648,634.26	\$13,194.44	0.50%
CP	MC8B58X26	TCLHOL CP 08/13/15	11/6/2015	50,000,000	\$50,000,000.00	\$8,330,902.78	\$3,472.22	0.50%
			CP Totals:		\$2,043,988,000.00	\$933,804,819.65	\$471,080.25	0.61%

Asset Type	Cusip	Description	Maturity Date	Org Face/ Mat Amount	Curr Book Value	Invested Funds	Total Period Earnings	ROI
DDA	1st Security DDA 02			1	\$3,005,737.39	\$3,005,070.61	\$1,111.46	0.44%
DDA	Bank of America DD			1	\$825,751.07	\$2,253,837.88	\$129.67	0.07%
DDA	Bank of Ozarks DDA			1	\$172,495,023.68	\$171,022,574.76	\$105,424.87	0.74%
DDA	Centennial DDA 965			1	\$130,483,952.40	\$115,326,816.36	\$66,352.41	0.69%
DDA	Regions DDA 6470			1	\$1,640,876.49	\$1,553,570.14	\$89.38	0.07%
DDA	Simmons DDA 4368			1	\$60,473,725.91	\$60,457,026.52	\$29,814.42	0.59%
DDA	US Bank DDA 0126			1	\$134,055.08	\$134,053.00	\$3.86	0.03%
	DDA	Totals:			\$369,059,122.02	\$353,752,949.28	\$202,926.09	0.69%

Asset Type	Cusip	Description	Maturity Date	Org Face/ Mat Amount	Curr Book Value	Invested Funds	Total Period Earnings	ROI
MBS	3136A0RU3	FNR 2011-80 BA	11/25/2037		\$4,884,880.54	\$4,945,199.17	\$5,590.13	1.36%
MBS	3136A1KJ3	FNR 2011-99 DV	1/25/2026		\$16,225,489.89	\$7,081,272.11	\$13,075.87	2.22%
MBS	3136A3AS0	FNR 2011-145 JA	12/25/2041	6,032,239	\$6,334,965.19	\$6,361,782.58	\$20,208.25	3.81%
MBS	3136A4FC8	FNR 2012-23 PC	3/25/2040	5,427,209	\$5,291,639.87	\$5,409,728.76	\$9,959.46	2.21%
MBS	3136A4K40	FNR 2012-17 QC	7/25/2039	3,049,659	\$3,050,839.41	\$3,108,542.44	\$2,321.18	0.90%
MBS	3136A5EV4	FNR 2012-29 AD	8/25/2038		\$5,958,828.86	\$3,785,562.84	\$6,759.90	2.14%
MBS	3136A5GA8	FNR 2012-29 PM	3/25/2042		\$4,055,374.71	\$2,468,543.62	\$5,303.19	2.58%
MBS	3136A63F9	FNR 2012-72 BC	4/25/2042	2,018,246	\$1,885,134.81	\$383,214.38	\$2,202.37	6.90%
MBS	3136A6AW4	FNR 2012-52 NB	12/25/2039		\$5,083,851.79	\$3,617,166.90	\$6,921.58	2.30%
MBS	3136A7RU8	FNR 2012-90 CB	4/25/2042	6,231,319	\$6,123,941.83	\$6,145,800.04	\$12,955.26	2.53%
MBS	3136A8SG6	FNR 2012-102 PA	3/25/2041	6,149,129	\$6,413,792.07	\$6,480,492.94	\$17,823.31	3.30%
MBS	3136AAJ30	FNR 2012-137 JA	9/25/2040	21,206,676	\$20,691,009.84	\$21,349,757.93	\$38,418.34	2.16%
MBS	3136ACYK1	FNR 2013-18 NA	12/25/2042	3,851,811	\$3,736,156.24	\$3,781,337.82	\$8,191.91	2.60%
MBS	3136AG3J9	FNR 2013-116 YB	7/25/2043	13,160,400	\$12,603,967.99	\$13,415,619.89	\$15,349.28	1.37%
MBS	3136AKNC3	FNR 2014-39 AB						

Asset Type	Cusip	Description	Maturity Date	Org Face/ Mat Amount	Curr Book Value	Invested Funds	Total Period Earnings	ROI
			9/25/1939	5,181,880	\$5,181,496.83	\$5,283,248.02	\$7,805.31	1.77%
MBS	3136AKNF6	FNR 2014-39 GA	9/25/2039	28,035,710	\$28,118,876.39	\$28,615,488.34	\$48,506.44	2.03%
MBS	3136ANG68	FNR 2015-36 DA	6/25/2045	10,209,685	\$10,041,325.59	\$10,168,941.53	\$17,271.02	2.04%
			6/25/2045	9,308,448	\$9,154,950.40	\$9,271,301.33	\$15,746.46	2.04%
MBS	3136ANT49	FNR 2015-43 QB	12/25/2044	14,324,652	\$14,090,975.21	\$14,286,601.66	\$24,395.44	2.05%
MBS	3136ANXY8	FNR 2015-27 MB	10/25/2044	16,511,639	\$16,201,357.10	\$16,438,195.58	\$32,271.02	2.36%
MBS	3136APF72	FNR 2015-55 PD	3/25/2043	72,674,824	\$71,675,096.69	\$72,305,938.46	\$161,864.37	2.69%
MBS	3136APSQ6	FNR 2015-68 DA	9/25/2045	46,942,681	\$45,910,709.10	\$46,164,371.63	\$94,379.37	2.45%
MBS	3136AQN4	FNR 2015-80 CA	4/25/2040		\$93,149,948.42	\$59,473,178.74	\$124,090.68	2.50%
MBS	3137A3Y52	FHR 3769 MB	10/15/2038	8,000,280	\$7,880,610.17	\$8,278,636.15	\$10,922.38	1.58%
MBS	3137A6TM4	FHR 3808 A	9/15/2028	3,183,328	\$3,135,120.46	\$3,285,735.62	\$2,605.57	0.95%
MBS	3137ADDB0	FHR 3888 AB	11/15/2040		\$1,495,449.95	\$659,711.16	\$1,329.69	2.42%
MBS	3137AJ3V4	FHR 3954 PD	7/15/2041	2,063,748	\$2,000,896.76	\$2,030,707.37	\$4,296.52	2.54%
MBS	3137AKM99	FHR 3979 AD	8/15/2038	1,341,962	\$1,334,986.98	\$1,384,629.78	\$1,780.87	1.54%
MBS	3137ALW47	FHR 3996 TB	2/15/2039	2,732,769	\$2,717,723.09	\$2,771,362.38	(\$2,610.95)	-1.13%
MBS	3137ASAG9	FHR 4077 BA						

Asset Type	Cusip	Description	Maturity Date	Org Face/ Mat Amount	Curr Book Value	Invested Funds	Total Period Earnings	ROI
			5/15/2042	1,413,014	\$1,362,408.36	\$1,386,903.31	\$2,844.46	2.46%
MBS	3137AYQY0	FHR 4165 CA						
			5/15/2038	6,532,119	\$6,335,363.56	\$6,449,265.69	\$10,099.83	1.88%
MBS	3137B1FV9	FHR 4191 NB						
			4/15/2043	3,470,782	\$3,222,433.35	\$3,226,669.88	\$7,660.36	2.85%
MBS	3137B4L61	FHR 4253 TD						
			7/15/2040	7,272,331	\$6,995,092.55	\$7,317,666.62	\$9,818.09	1.61%
			7/15/2040	2,310,675	\$2,223,405.00	\$2,325,995.89	\$3,021.75	1.56%
MBS	3137B4PQ3	FHR 4246 PC						
			7/15/2043	3,699,976	\$3,632,708.82	\$3,750,740.08	\$7,422.68	2.37%
MBS	3137B7QN2	FHR 4298 PG						
			4/15/2043		\$10,675,784.24	\$4,146,747.57	(\$2,634.76)	-0.76%
MBS	3137BA6C1	FHR 4332 KE						
			9/15/2043	10,049,056	\$9,976,273.06	\$10,157,418.37	\$18,482.22	2.18%
MBS	3137BCHB7	FHR 4360 PA						
			5/15/2038	16,123,386	\$15,925,479.18	\$16,506,020.73	\$18,665.97	1.36%
MBS	3137BCSX7	FHR 4374 PQ						
			9/15/2041	7,922,628	\$7,632,442.25	\$8,013,215.03	\$15,287.42	2.29%
MBS	3137BCZ76	FHR 4379 BH						
			10/15/2038	39,611,028	\$39,016,100.03	\$40,269,310.83	\$44,512.31	1.33%
MBS	3137BD4V5	FHR 4378 AD						
			2/15/2044	4,356,390	\$4,313,178.35	\$4,399,814.74	\$7,944.46	2.17%
MBS	3137BDER3	FHR 4388 MC						
			7/15/2044	9,924,646	\$9,779,868.47	\$10,011,380.99	\$18,427.13	2.21%
MBS	3137BDZW9	FHR 4387 KC						
			2/15/1939		\$9,282,642.10	\$8,096,362.57	(\$4,841.53)	-0.72%
MBS	3137BEK45	FHR 4403 CA						
			10/15/2044	48,428,664	\$48,961,899.59	\$49,329,921.62	\$107,740.51	2.62%
MBS	3137BFB67	FHR 4413 HP						

Asset Type	Cusip	Description	Maturity Date	Org Face/ Mat Amount	Curr Book Value	Invested Funds	Total Period Earnings	ROI
			3/15/2040		\$38,407,873.02	\$25,000,585.30	\$32,694.20	1.57%
MBS	3137BFFV8	FHR 4423 A						
			10/15/2039	13,327,835	\$13,335,687.36	\$13,780,482.43	\$11,782.22	1.03%
MBS	3137BG4H9	FHR 4425 EA						
			1/15/2045	21,802,813	\$20,725,922.00	\$21,445,799.05	\$51,863.13	2.90%
MBS	3137BG4N6	FHR 4425 HA						
			1/15/2045	44,553,820	\$42,905,784.41	\$43,978,006.60	\$73,963.88	2.02%
			1/15/2045	47,541,317	\$45,809,885.54	\$46,955,987.81	\$76,939.75	1.97%
MBS	3137BG7E3	FHR 4429 AP						
			1/15/2045	21,057,091	\$21,348,852.34	\$21,652,065.98	\$11,412.93	0.63%
MBS	3137BGGX1	FHR 4443 GC						
			9/15/2044	2,793,017	\$2,736,298.13	\$2,763,589.63	\$5,001.53	2.17%
MBS	3137BHTG2	FHR 4459 DA						
			10/15/2035		\$956,797.70	\$200,441.36	(\$1,450.31)	-8.68%
			10/15/2035		\$9,692,867.44	\$9,141,478.30	\$11,043.87	1.45%
MBS	3137BHU21	FHR 4459 NA						
			11/15/2024		\$9,130,504.28	\$1,302,474.38	(\$12,142.53)	-11.19%
MBS	3137BJ3Q4	FHR 4476 B						
			5/15/2045	9,799,139	\$9,880,861.83	\$9,896,541.99	\$18,177.33	2.20%
MBS	3137BJ6P3	FHR 4478 PC						
			5/15/2045	13,272,278	\$13,160,699.86	\$13,337,224.00	\$20,609.20	1.85%
MBS	3137BJDB6	FHR 4470 MC						
			7/15/2044	20,541,349	\$20,337,961.20	\$20,547,219.93	\$33,972.52	1.98%
MBS	3137BJVS9	FHR 4479 PQ						
			8/15/2045	16,892,232	\$16,813,413.37	\$17,260,392.82	\$3,195.04	0.22%
MBS	3137BKSP6	FHR 4491 AP						
			9/15/2040	31,233,397	\$31,140,604.69	\$31,366,125.20	\$62,478.67	2.39%
MBS	3137BKTH3	FHR 4491 P						
			7/15/2045	36,852,162	\$36,865,104.45	\$37,075,941.84	\$72,843.83	2.36%

Asset Type	Cusip	Description	Maturity Date	Org Face/ Mat Amount	Curr Book Value	Invested Funds	Total Period Earnings	ROI
MBS	3137BKX21	FHR 4506 A	1/15/2045	57,049,579	\$54,880,830.64	\$56,252,026.30	\$96,454.48	2.06%
MBS	3137BKXL9	FHR 4506 LA	10/15/2019	1,377,513	\$984,072.77	\$1,385,366.06	\$895.00	0.78%
MBS	3137BLN87	FHR 4522 A	12/15/2020		\$1,040,810.24	\$980,554.91	\$2,281.72	2.79%
MBS	3137BLNR5	FHR 4522 LA	3/15/2020		\$1,022,937.82	\$1,080,732.36	(\$851.80)	-0.95%
MBS	3137BM3M6	FHR 4530 HE	11/30/2045		\$180,766,680.40	\$6,044,591.25	\$7,404.62	1.47%
MBS	3137GAQK6	FHR 3740 KC	7/15/2037	1,299,113	\$1,254,515.61	\$1,329,479.38	(\$1,699.75)	-1.53%
MBS	31393CG80	FNR 2003-57 NA	6/25/2018	2,147,534	\$2,119,427.77	\$445,881.68	(\$2,983.23)	-8.03%
MBS	31393KYC3	FHR 2574 HP	2/15/2018		\$1,967,055.69	\$2,019,789.59	(\$1,446.20)	-0.86%
MBS	31394AWF9	FNR 2004-60 JE	4/25/2034	1,440,773	\$1,508,082.66	\$301,661.77	\$1,094.51	4.35%
MBS	31394D4X5	FNR 2005-47 HK	6/25/2020	6,997,188	\$6,898,252.74	\$7,264,527.79	(\$1,244.92)	-0.21%
MBS	31395D2S7	FNR 2006-54 OD	6/25/2035		\$2,281,273.64	\$2,218,027.99	(\$1,966.68)	-1.06%
MBS	31396CSM3	FHR 3048 PC	3/15/2035		\$534,635.50	\$146,525.57	(\$145.46)	-1.19%
MBS	31396VMM7	FNR 2007-35 DE	2/25/2036	5,005,502	\$4,926,976.98	\$5,175,584.46	\$8,539.40	1.98%
MBS	31396YG30	FNR 2008-29 BG	12/25/2035		\$4,325,757.20	\$1,801,572.17	(\$504.60)	-0.34%
MBS	31397GZL7	FHR 3317 PG						

Asset Type	Cusip	Description	Maturity Date	Org Face/ Mat Amount	Curr Book Value	Invested Funds	Total Period Earnings	ROI
			4/15/2036		\$2,102,986.73	\$1,985,729.61	\$2,299.69	1.39%
MBS	31397J5D2	FHR 3331 NV	6/15/2029		\$2,240,808.39	\$2,175,059.17	(\$1,685.55)	-0.93%
MBS	31397QDR6	FNR 2010-150 VU	11/25/2023	5,711,507	\$5,785,082.71	\$5,845,280.20	\$10,046.69	2.06%
MBS	31397QKZ0	FNR 2011-4 JP	6/25/2039	1,873,802	\$1,847,143.68	\$379,327.76	\$537.32	1.70%
MBS	31397SXE9	FNR 2011-40 DB	9/25/2039	13,273,094	\$12,840,790.43	\$13,662,868.96	\$17,500.26	1.54%
MBS	31397SZT4	FNR 2011-42 DG	11/25/2028		\$1,819,998.14	\$1,715,373.85	(\$1,270.71)	-0.89%
MBS	31397UFG9	FNR 2011-48 VJ	5/25/2040	3,263,952	\$3,307,973.44	\$3,349,475.11	\$8,066.09	2.89%
MBS	31397UXK0	FNR 2011-61 VB	4/25/2040		\$5,190,012.10	\$4,680,777.15	\$7,679.00	1.97%
MBS	31398F3S8	FNR 2009-88 CB	11/25/2039	5,836,114	\$5,815,686.22	\$6,152,230.67	\$4,699.35	0.92%
MBS	31398MVQ6	FNR 2010-19 VB	2/25/2021	2,375,421	\$2,141,986.89	\$2,409,329.73	\$4,029.95	2.01%
MBS	31398N5Q3	FNR 2010-133 A	5/25/1938		\$17,434,702.10	\$13,169,689.03	\$11,785.68	1.07%
MBS	31398NW75	FNR 2010-123 HA	3/25/2024		\$1,580,872.97	\$1,352,833.96	\$1,774.34	1.57%
MBS	31398PJC4	FNR 2010-35 WA	9/25/2024	874,915	\$866,310.37	\$906,244.22	(\$2,509.17)	-3.32%
MBS	31398PTT6	FNR 2010-42 AC	10/25/2024	1,669,386	\$1,640,064.66	\$1,735,061.31	\$1,517.77	1.05%
MBS	31398QQG5	FHR 3681 BA	5/15/2020		\$12,202,552.11	\$5,998,573.25	\$540.34	0.11%

Asset Type	Cusip	Description	Maturity Date	Org Face/ Mat Amount	Curr Book Value	Invested Funds	Total Period Earnings	ROI
MBS	31398RE76	FNR 2010-57 DP	8/25/2039	1,032,282	\$951,303.18	\$1,048,324.01	\$1,349.86	1.55%
MBS	31398SC43	FNR 2010-144 YA	11/25/2023		\$1,041,054.29	\$983,041.50	(\$987.00)	-1.20%
MBS	31398SV83	FNR 2010-154 MK	7/25/1939		\$8,060,584.68	\$6,176,017.96	\$7,258.31	1.41%
MBS	31398T2Q3	FNR 2010-104 BA	2/25/2024		\$859,781.26	\$716,546.25	\$523.72	0.88%
MBS	31398T4E8	FNR 2010-99 JU	8/25/2040	42,087,074	\$42,446,290.98	\$43,112,630.77	\$88,294.91	2.46%
MBS	31398TPN5	FNR 2010-89 PG	12/25/2039	15,156,125	\$15,232,999.75	\$15,588,630.22	\$18,657.81	1.44%
MBS	31398VLP9	FHR 3656 LV	5/15/2021		\$732,566.68	\$828,465.14	\$1,448.83	2.10%
MBS	38374YYK3	GNR 2010-95 PC	12/20/2036	9,501,827	\$9,015,113.88	\$9,720,735.91	(\$388.68)	-0.05%
MBS	38376G2G4	GNR 2011-92 B	11/16/2044	2,372,634	\$2,208,791.15	\$2,416,363.67	\$2,135.45	1.06%
MBS	38376GP46	GNR 2011-49 A	7/16/2038	1,109,683	\$1,109,407.67	\$1,122,776.95	\$1,567.57	1.68%
MBS	38376GP53	GNR 2011-49 AB	7/16/2038	3,190,708	\$3,190,007.27	\$3,228,018.17	\$4,937.53	1.84%
			1/16/2034	9,190,576	\$8,948,777.10	\$9,233,801.84	\$13,012.59	1.69%
			1/16/2034	113,850	\$110,866.85	\$114,398.03	\$160.83	1.69%
MBS	38376GU73	GNR 2011-78 AB	2/16/2039	8,379,720	\$8,382,721.14	\$8,448,332.65	\$11,459.37	1.63%
MBS	38377YPG9	GNR 2011-138 PN	6/20/2041		\$526,226.42	\$212,972.79	\$385.86	2.17%
MBS	38378BAA7	GNR 2011-165 A						

Asset Type	Cusip	Description	Maturity Date	Org Face/ Mat Amount	Curr Book Value	Invested Funds	Total Period Earnings	ROI
			10/16/2037		\$1,922,686.15	\$1,671,123.79	\$2,798.62	2.01%
MBS	38378BDE6	GNR 2012-19 AB						
			3/16/2034	9,077,954	\$8,906,655.16	\$9,105,187.38	\$9,135.72	1.20%
MBS	38378BRK7	GNR 2012-55 A						
			8/16/2033		\$1,025,216.40	\$377,997.40	\$420.22	1.33%
			8/16/2033	5,567,594	\$5,561,396.23	\$5,593,166.42	\$6,336.31	1.36%
MBS	38378BRT8	GNR 2012-44 A						
			4/16/2041	3,375,742	\$3,393,473.27	\$3,404,029.23	\$5,306.31	1.87%
MBS	38378BUJ6	GNR 2012-70 A						
			5/16/2042	2,117,549	\$1,994,336.99	\$2,130,661.89	\$1,793.70	1.01%
MBS	38379CDY9	GNR 2014-81 EH						
			12/20/2042		\$936,512.19	\$192,884.41	\$146.94	0.91%
MBS	38379HEC5	GNR 2014-178 LA						
			6/20/2043		\$3,936,042.26	\$3,043,932.59	\$8,315.78	3.28%
MBS	38379HUQ6	GNR 2014-188 QC						
			9/20/2044	7,163,221	\$6,841,360.23	\$7,221,797.84	\$8,222.33	1.37%
			MBS Totals:		\$1,405,676,044.48	\$1,147,499,871.75	\$1,809,701.41	1.89%

Asset Type	Cusip	Description	Maturity Date	Org Face/ Mat Amount	Curr Book Value	Invested Funds	Total Period Earnings	ROI
MMGT	Money Managemen			1	\$5,000,000.00	\$166,666.67	\$13.70	0.10%
MMGT Totals:					\$5,000,000.00	\$166,666.67	\$13.70	0.10%

Asset Type	Cusip	Description	Maturity Date	Org Face/ Mat Amount	Curr Book Value	Invested Funds	Total Period Earnings	ROI
MMkt	BAML Fed MMkt 84			1	\$200,059.55	\$200,058.20	\$34.53	0.21%
MMkt	Federated-Raymond			1	\$200,793.25	\$200,792.42	\$29.71	0.18%
MMkt	Invesco-Simmons M			1	\$107,953,815.95	\$3,792,458.15	\$654.59	0.21%
		MMkt	Totals:		\$108,354,668.75	\$4,193,308.76	\$718.83	0.21%

Asset Type	Cusip	Description	Maturity Date	Org Face/ Mat Amount	Curr Book Value	Invested Funds	Total Period Earnings	ROI
Muni	04108NZ88	ARSDEV 1.197 10/01/	10/1/2017	1,235,000	\$1,235,000.00	\$411,666.67	\$410.64	1.20%
Muni	04108NZ96	ARSDEV 1.618 10/01/	10/1/2018	1,250,000	\$1,250,000.00	\$416,666.67	\$561.81	1.62%
Muni	782816AC6	RUSWTR 2 07/01/18	7/1/2018	1,000,000	\$1,000,000.00	\$1,014,487.78	\$1,233.33	1.46%
Muni Totals:					\$3,485,000.00	\$1,842,821.11	\$2,205.78	1.44%

Asset Type	Cusip	Description	Maturity Date	Org Face/ Mat Amount	Curr Book Value	Invested Funds	Total Period Earnings	ROI
				Report Totals:	\$3,935,562,835.25	\$2,441,260,437.23	\$2,486,646.06	1.22%

Consolidated ROI Report

Validated Through: 12/31/2015

Asset Type	Cusip	Description	Maturity Date	Org Face/ Mat Amount	Curr Book Value	Invested Funds	Total Period Earnings	ROI
CP	00856BA83	AGRMPP CP 01/08/16	1/8/2016	17,800,000	\$17,800,000.00	(\$190,793,288.49)	(\$111,447.79)	0.70%
CP	03739PZ25	AOCPP CP 12/02/15	12/2/2015	4,994,000	\$4,994,000.00	(\$53,561,320.50)	(\$22,334.27)	0.50%
CP	1513E3ZB8	CENTEN 0 12/11/15	12/11/2015	20,000,000	\$20,000,000.00	(\$214,503,877.74)	(\$116,277.80)	0.65%
CP	1513E3ZP7	CENTEN 0 12/23/15	12/23/2015	20,000,000	\$20,000,000.00	(\$214,523,555.59)	(\$107,333.31)	0.60%
			12/23/2015	40,000,000	\$40,000,000.00	(\$429,097,200.00)	(\$214,666.67)	0.60%
CP	1518T2B52	CNTRPT 0 02/05/16	2/2/2016	50,000,000	\$50,000,000.00	(\$535,843,032.42)	(\$301,329.60)	0.67%
CP	20260ABK5	CMZBUS CP 02/19/16	2/19/2016	15,000,000	\$15,000,000.00	(\$160,704,833.33)	(\$100,625.00)	0.75%
CP	25156KA87	DTEGR 0 01/08/16	1/8/2016	25,000,000	\$25,000,000.00	(\$268,120,902.74)	(\$111,805.57)	0.50%
CP	25156KAB0	DTEGR CP 01/11/16	1/11/2016	25,000,000	\$25,000,000.00	(\$273,112,768.52)	(\$189,055.56)	0.83%
CP	25271TA47	DO CP 01/04/16	1/4/2016	9,999,000	\$9,999,000.00	(\$113,942,054.66)	(\$99,740.03)	1.05%
CP	29250AA45	ENCNUS CP 01/04/16	1/4/2016	46,645,000	\$46,645,000.00	(\$523,724,412.50)	(\$401,717.11)	0.92%
CP	29250BZ12	ENCNUS CP 12/01/15	12/1/2015	9,000,000	\$9,000,000.00	(\$96,505,815.00)	(\$52,325.00)	0.65%
CP	29250BZ38	ENCNUS CP 12/03/15	12/3/2015	6,500,000	\$6,500,000.00	(\$69,735,271.67)	(\$34,883.33)	0.60%
CP	29250BZP9	ENCNUS 0 12/23/15						

Asset Type	Cusip	Description	Maturity Date	Org Face/ Mat Amount	Curr Book Value	Invested Funds	Total Period Earnings	ROI
			12/23/2015	25,000,000	\$25,000,000.00	(\$268,110,318.49)	(\$152,055.57)	0.68%
CP	29250BZU8	ENCNUS CP 12/28/15	12/28/2015	14,000,000	\$14,000,000.00	(\$150,107,717.91)	(\$85,151.12)	0.68%
CP	29251UAN8	ENBUS CP 01/22/16	1/22/2016	10,000,000	\$10,000,000.00	(\$107,189,924.07)	(\$66,188.89)	0.74%
CP	29251VZ74	ENBUS CP 12/07/15	12/7/2015	6,308,000	\$6,308,000.00	(\$67,667,970.16)	(\$36,674.03)	0.65%
CP	29251VZA7	ENBUS CP 12/10/15	12/10/2015	50,000,000	\$50,000,000.00	(\$535,959,310.19)	(\$326,472.22)	0.73%
CP	29251VZE9	ENBUS CP 12/14/15	12/14/2015	25,000,000	\$25,000,000.00	(\$268,231,590.24)	(\$145,347.27)	0.65%
			12/14/2015	15,000,000	\$15,000,000.00	(\$160,941,861.08)	(\$87,208.39)	0.65%
CP	29251VZW9	ENBUS CP 12/30/15	12/30/2015	15,000,000	\$15,000,000.00	(\$160,890,520.00)	(\$91,233.33)	0.68%
CP	29380BAN4	EPDCP 0 01/22/16	1/22/2016	70,000,000	\$70,000,000.00	(\$750,505,196.99)	(\$388,188.91)	0.62%
CP	37790BZP9	GLENPP CP 12/23/15	12/23/2015	48,000,000	\$48,000,000.00	(\$514,907,194.67)	(\$266,186.67)	0.62%
CP	42824EA62	HPECPP CP 01/06/16	1/6/2016	5,000,000	\$5,000,000.00	(\$53,797,743.52)	(\$30,505.56)	0.68%
CP	42824EA88	HPECPP CP 01/08/16	1/8/2016	30,000,000	\$30,000,000.00	(\$321,699,466.67)	(\$161,000.00)	0.60%
CP	42824EAK1	HPECPP CP 01/19/16	1/19/2016	50,000,000	\$50,000,000.00	(\$541,112,962.96)	(\$361,111.11)	0.80%
CP	42824EAN5	HPECPP 0 01/22/16	1/22/2016	50,000,000	\$50,000,000.00	(\$552,739,422.22)	(\$424,222.22)	0.92%
			1/22/2016	11,708,000	\$11,708,000.00	(\$125,517,162.06)	(\$74,352.30)	0.71%
			1/22/2016	35,000,000	\$35,000,000.00	(\$375,199,170.32)	(\$219,138.91)	0.70%
CP	42824EAR6	HPECPP CP 01/25/16						

Asset Type	Cusip	Description	Maturity Date	Org Face/ Mat Amount	Curr Book Value	Invested Funds	Total Period Earnings	ROI
			1/25/2016	2,000,000	\$2,000,000.00	(\$21,439,243.00)	(\$13,058.89)	0.73%
			1/25/2016	30,000,000	\$30,000,000.00	(\$321,562,527.22)	(\$179,783.33)	0.67%
			1/25/2016	1,800,000	\$1,800,000.00	(\$19,295,206.00)	(\$11,270.00)	0.70%
CP	43357MZP8	HITCRD CP 12/23/15	12/23/2015	14,200,000	\$14,200,000.00	(\$152,343,477.26)	(\$69,856.08)	0.55%
CP	55908AA87	MAGELN 0 01/08/16	1/8/2016	50,000,000	\$50,000,000.00	(\$536,193,803.66)	(\$272,805.58)	0.61%
CP	68268TA75	OKSPP 0 01/07/16	1/7/2016	10,000,000	\$10,000,000.00	(\$117,310,518.57)	(\$97,777.55)	1.00%
CP	68268UZ42	OKSPP 0 12/04/15	12/4/2015	15,500,000	\$15,500,000.00	(\$166,316,756.67)	(\$83,183.33)	0.60%
CP	68268UZB6	OKSPP 0 12/11/15	12/11/2015	25,000,000	\$25,000,000.00	(\$268,231,664.84)	(\$138,638.86)	0.62%
CP	72650WA43	PAAPP CP 01/04/16	1/4/2016	34,000,000	\$34,000,000.00	(\$381,721,678.61)	(\$334,191.67)	1.05%
			1/4/2016	28,000,000	\$28,000,000.00	(\$319,051,040.00)	(\$319,200.00)	1.20%
CP	72650WAN1	PAAPP 0 01/22/16	1/22/2016	75,000,000	\$75,000,000.00	(\$804,040,708.33)	(\$436,041.67)	0.65%
CP	72650WAU5	PAAPP 0 01/28/16	1/28/2016	49,000,000	\$49,000,000.00	(\$571,047,361.11)	(\$619,305.56)	1.30%
CP	96950MZP7	WILPAR 0 12/23/15	12/23/2015	50,000,000	\$50,000,000.00	(\$536,361,064.84)	(\$223,611.09)	0.50%
			CP Totals:		\$1,134,454,000.00	#####	(\$7,577,301.15)	0.74%

Asset Type	Cusip	Description	Maturity Date	Org Face/ Mat Amount	Curr Book Value	Invested Funds	Total Period Earnings	ROI
DDA	1st Security DDA 02			1	\$6,886.16	\$1,606,043.51	\$594.02	0.44%
DDA	Bank of America DD			1	\$378,775.28	\$466,719.54	\$26.85	0.07%
DDA	Bank of Ozarks DDA			1	\$140,561,872.97	\$130,451,542.73	\$80,415.33	0.74%
DDA	Centennial DDA 965			1	\$136,523,287.56	\$79,537,351.00	\$45,761.22	0.69%
DDA	Regions DDA 6470			1	\$796,273.50	\$387,480.34	\$22.29	0.07%
DDA	Simmons DDA 4368			1	\$60,659,626.09	\$60,505,553.66	\$29,838.36	0.59%
DDA	US Bank DDA 0126			1	\$118,833.93	\$123,298.97	\$3.55	0.03%
	DDA	Totals:			\$339,045,555.49	\$273,077,989.74	\$156,661.61	0.69%

Asset Type	Cusip	Description	Maturity Date	Org Face/ Mat Amount	Curr Book Value	Invested Funds	Total Period Earnings	ROI
MBS	3136A0RU3	FNR 2011-80 BA	11/25/2037	4,836,148	\$4,146,033.95	\$4,884,880.54	\$1,028.11	0.25%
MBS	3136A1KJ3	FNR 2011-99 DV	1/25/2026	15,671,616	\$15,922,357.89	\$16,225,489.89	\$27,951.66	2.07%
MBS	3136A3AS0	FNR 2011-145 JA	12/25/2041	6,007,835	\$6,259,173.08	\$6,334,965.19	\$16,770.41	3.18%
MBS	3136A4FC8	FNR 2012-23 PC	3/25/2040	5,308,206	\$5,189,175.47	\$5,291,639.87	\$9,689.90	2.20%
MBS	3136A4K40	FNR 2012-17 QC	7/25/2039	2,995,988	\$2,929,306.56	\$3,050,839.41	\$1,228.88	0.48%
MBS	3136A5EV4	FNR 2012-29 AD	8/25/2038	6,022,378	\$5,858,658.80	\$5,958,828.86	\$12,646.14	2.55%
MBS	3136A5GA8	FNR 2012-29 PM	3/25/2042	4,132,815	\$3,947,101.01	\$4,055,374.71	\$9,504.83	2.81%
MBS	3136A63F9	FNR 2012-72 BC	4/25/2042	1,985,611	\$1,853,800.50	\$1,885,134.81	\$4,526.34	2.88%
MBS	3136A6AW4	FNR 2012-52 NB	12/25/2039	4,907,854	\$5,033,441.21	\$5,083,851.79	\$12,053.34	2.85%
MBS	3136A7RU8	FNR 2012-90 CB	4/25/2042	6,206,891	\$6,009,784.95	\$6,123,941.83	\$14,106.63	2.76%
MBS	3136A8SG6	FNR 2012-102 PA	3/25/2041	6,087,664	\$6,233,520.21	\$6,413,792.07	\$11,122.89	2.08%
MBS	3136AAJ30	FNR 2012-137 JA	9/25/2040	20,553,691	\$20,238,119.33	\$20,691,009.84	\$38,496.38	2.23%
MBS	3136ACYK1	FNR 2013-18 NA	12/25/2042	3,804,857	\$3,671,227.45	\$3,736,156.24	\$8,517.41	2.74%
MBS	3136AG3J9	FNR 2013-116 YB	7/25/2043	12,366,300	\$12,328,481.49	\$12,603,967.99	\$23,157.00	2.20%
MBS	3136AKNC3	FNR 2014-39 AB						

Asset Type	Cusip	Description	Maturity Date	Org Face/ Mat Amount	Curr Book Value	Invested Funds	Total Period Earnings	ROI
			9/25/1939	5,085,278	\$5,093,062.09	\$5,181,496.83	\$8,227.37	1.91%
MBS	3136AKNF6	FNR 2014-39 GA	9/25/2039	27,560,681	\$27,687,299.91	\$28,118,876.39	\$50,134.26	2.14%
MBS	3136ANG68	FNR 2015-36 DA	6/25/2045	10,081,814	\$9,937,869.58	\$10,041,325.59	\$16,973.05	2.03%
			6/25/2045	9,191,865	\$9,060,626.73	\$9,154,950.40	\$15,474.79	2.03%
MBS	3136ANT49	FNR 2015-43 QB	12/25/2044	14,128,504	\$13,896,846.88	\$14,090,975.21	\$24,064.54	2.05%
MBS	3136ANXY8	FNR 2015-27 MB	10/25/2044	16,270,049	\$15,958,765.46	\$16,201,357.10	\$31,749.64	2.35%
MBS	3136APF72	FNR 2015-55 PD	3/25/2043	72,033,524	\$71,331,690.44	\$71,675,096.69	\$158,991.08	2.66%
MBS	3136APSQ6	FNR 2015-68 DA	9/25/2045	46,672,877	\$45,643,266.17	\$45,910,709.10	\$94,960.73	2.48%
MBS	3136AQN4	FNR 2015-80 CA	4/25/2040	91,443,491	\$92,516,463.96	\$93,149,948.42	\$197,176.55	2.54%
MBS	3137A3Y52	FHR 3769 MB	10/15/2038	7,621,332	\$7,526,182.55	\$7,880,610.17	\$10,989.68	1.67%
MBS	3137A6TM4	FHR 3808 A	9/15/2028	3,040,718	\$3,008,343.44	\$3,135,120.46	\$2,915.65	1.12%
MBS	3137ADDB0	FHR 3888 AB	11/15/2040	1,498,698	\$1,466,054.44	\$1,495,449.95	\$3,015.60	2.42%
MBS	3137AFBS0	FHR 3926 GP	8/15/2025		\$2,757,949.25	\$2,112,907.65	\$1,109.93	0.63%
MBS	3137AJ3V4	FHR 3954 PD	7/15/2041	2,033,080	\$1,970,652.63	\$2,000,896.76	\$4,078.37	2.45%
MBS	3137AKM99	FHR 3979 AD	8/15/2038	1,294,453	\$1,277,097.66	\$1,334,986.98	\$1,439.98	1.29%
MBS	3137ALW47	FHR 3996 TB						

Asset Type	Cusip	Description	Maturity Date	Org Face/ Mat Amount	Curr Book Value	Invested Funds	Total Period Earnings	ROI
			2/15/2039	2,686,864	\$2,656,830.91	\$2,717,723.09	(\$4,986.51)	-2.20%
MBS	3137ASAG9	FHR 4077 BA	5/15/2042	1,388,030	\$1,338,976.16	\$1,362,408.36	\$2,773.96	2.44%
MBS	3137AYQY0	FHR 4165 CA	5/15/2038	6,414,921	\$6,222,205.27	\$6,335,363.56	\$9,939.97	1.88%
MBS	3137B1FV9	FHR 4191 NB	4/15/2043	3,462,500	\$3,069,519.79	\$3,222,433.35	\$18,538.71	6.90%
MBS	3137B4L61	FHR 4253 TD	7/15/2040	6,952,059	\$6,594,302.16	\$6,995,092.55	\$8,743.34	1.50%
			7/15/2040	2,208,913	\$2,095,985.20	\$2,223,405.00	\$2,703.43	1.46%
MBS	3137B4PQ3	FHR 4246 PC	7/15/2043	3,583,772	\$3,615,667.31	\$3,632,708.82	\$8,465.93	2.80%
MBS	3137B7QN2	FHR 4298 PG	4/15/2043	10,466,831	\$10,354,247.34	\$10,675,784.24	\$18,878.38	2.12%
MBS	3137BA6C1	FHR 4332 KE	9/15/2043	9,870,364	\$9,720,895.27	\$9,976,273.06	\$17,281.18	2.08%
MBS	3137BCHB7	FHR 4360 PA	5/15/2038	15,564,487	\$15,616,585.08	\$15,925,479.18	\$28,900.55	2.18%
MBS	3137BCSX7	FHR 4374 PQ	9/15/2041	7,549,675	\$7,151,805.65	\$7,632,442.25	\$12,795.95	2.01%
MBS	3137BCZ76	FHR 4379 BH	10/15/2038	38,395,828	\$38,097,945.06	\$39,016,100.03	\$47,257.51	1.45%
MBS	3137BD4V5	FHR 4378 AD	2/15/2044	4,270,885	\$4,231,043.06	\$4,313,178.35	\$7,824.01	2.18%
MBS	3137BDER3	FHR 4388 MC	7/15/2044	9,695,383	\$9,628,636.77	\$9,779,868.47	\$18,608.36	2.28%
MBS	3137BDMU7	FHR 4389 AB	12/15/2043		\$15,604,177.75	\$11,759,136.24	\$21,027.52	2.15%
MBS	3137BDZW9	FHR 4387 KC						

Asset Type	Cusip	Description	Maturity Date	Org Face/ Mat Amount	Curr Book Value	Invested Funds	Total Period Earnings	ROI
			2/15/1939	9,129,813	\$9,095,179.18	\$9,282,642.10	\$7,504.68	0.97%
MBS	3137BEK45	FHR 4403 CA	10/15/2044	48,073,973	\$48,185,872.47	\$48,961,899.59	\$106,111.64	2.60%
MBS	3137BFB67	FHR 4413 HP	3/15/2040	37,087,681	\$37,831,208.59	\$38,407,873.02	\$79,276.90	2.48%
MBS	3137BFFV8	FHR 4423 A	10/15/2039	12,910,131	\$13,101,466.54	\$13,335,687.36	\$17,889.76	1.61%
MBS	3137BG4H9	FHR 4425 EA	1/15/2045	21,067,411	\$20,107,120.16	\$20,725,922.00	\$49,171.43	2.85%
MBS	3137BG4N6	FHR 4425 HA	1/15/2045	46,397,510	\$44,643,681.65	\$45,809,885.54	\$76,895.80	2.01%
			1/15/2045	43,481,890	\$41,814,379.22	\$42,905,784.41	\$73,578.11	2.06%
MBS	3137BG7E3	FHR 4429 AP	1/15/2045	20,803,881	\$21,027,964.94	\$21,348,852.34	\$9,872.86	0.55%
MBS	3137BGGX1	FHR 4443 GC	9/15/2044	2,765,379	\$2,706,654.27	\$2,736,298.13	\$4,998.65	2.19%
MBS	3137BHTG2	FHR 4459 DA	10/15/2035	909,979	\$904,823.51	\$956,797.70	\$1,177.14	1.48%
			10/15/2035	9,200,614	\$9,139,751.03	\$9,692,867.44	(\$15,714.27)	-1.95%
MBS	3137BHU21	FHR 4459 NA	11/15/2024	8,902,815	\$8,492,203.40	\$9,130,504.28	\$10,638.19	1.40%
MBS	3137BJ3Q4	FHR 4476 B	5/15/2045	9,785,696	\$9,404,399.77	\$9,880,861.83	\$13,352.87	1.62%
MBS	3137BJ6P3	FHR 4478 PC	5/15/2045	13,097,265	\$12,638,360.30	\$13,160,699.86	\$18,685.24	1.70%
MBS	3137BJDB6	FHR 4470 MC	7/15/2044	20,332,353	\$20,122,106.18	\$20,337,961.20	\$33,626.61	1.98%
MBS	3137BJSV6	FHR 4486 PA	3/15/2044		\$13,643,505.66	\$10,108,701.10	\$19,251.48	2.29%

Asset Type	Cusip	Description	Maturity Date	Org Face/ Mat Amount	Curr Book Value	Invested Funds	Total Period Earnings	ROI
MBS	3137BJVS9	FHR 4479 PQ	8/15/2045	16,491,327	\$16,371,774.45	\$16,813,413.37	\$1,917.76	0.14%
MBS	3137BKSP6	FHR 4491 AP	9/15/2040	31,010,467	\$30,902,795.89	\$31,140,604.69	\$61,987.06	2.39%
MBS	3137BKTH3	FHR 4491 P	7/15/2045	36,645,256	\$36,636,424.48	\$36,865,104.45	\$72,337.68	2.35%
MBS	3137BKX21	FHR 4506 A	1/15/2045	55,677,012	\$53,483,998.74	\$54,880,830.64	\$94,887.88	2.07%
MBS	3137BKXL9	FHR 4506 LA	10/15/2019	979,917	\$417,356.64	\$984,072.77	\$297.71	0.36%
MBS	3137BLN87	FHR 4522 A	12/15/2020	1,037,023	\$958,726.14	\$1,040,810.24	\$2,365.45	2.73%
MBS	3137BLNR5	FHR 4522 LA	3/15/2020	1,016,510	\$636,908.41	\$1,022,937.82	(\$496.28)	-0.58%
MBS	3137BM3M6	FHR 4530 HE	11/30/2045	178,535,463	\$180,121,808.99	\$180,766,680.40	\$424,321.63	2.82%
MBS	3137BM4C7	FHR 4530 TG	11/15/2045		\$151,140,812.38	\$151,797,699.02	\$350,201.62	2.77%
MBS	3137BMA55	FHR 4539 JA	12/15/2045	88,500,000	\$89,239,660.48	\$47,745,750.00	\$111,734.69	2.81%
MBS	3137BMAH9	FHR 4540 MG	12/15/2045	156,220,000	\$158,020,878.12	\$84,280,690.00	\$202,877.70	2.89%
MBS	3137BMAT3	FHR 4538 AC	12/15/2045	57,774,000	\$58,739,396.93	\$31,448,314.00	\$69,002.31	2.63%
MBS	3137BMAZ9	FHR 4538 DB	12/15/2045	51,745,000	\$52,183,964.00	\$28,157,904.17	\$53,786.29	2.29%
MBS	3137GAQK6	FHR 3740 KC	7/15/2037	1,230,179	\$1,163,772.39	\$1,254,515.61	\$114.59	0.11%
MBS	31393CG80	FNR 2003-57 NA						

Asset Type	Cusip	Description	Maturity Date	Org Face/ Mat Amount	Curr Book Value	Invested Funds	Total Period Earnings	ROI
			6/25/2018	2,042,326	\$2,005,319.62	\$2,119,427.77	\$1,105.67	0.63%
MBS	31393KYC3	FHR 2574 HP	2/15/2018	1,898,658	\$1,849,334.93	\$1,967,055.69	\$1,454.18	0.89%
MBS	31394AWF9	FNR 2004-60 JE	4/25/2034	1,440,773	\$1,447,018.19	\$1,508,082.66	\$2,643.39	2.10%
MBS	31394D4X5	FNR 2005-47 HK	6/25/2020	6,658,397	\$6,571,780.66	\$6,898,252.74	\$7,053.19	1.23%
MBS	31394FTZ8	FNR 2005-83 TK	6/25/1934		\$1,890,848.63	\$1,736,218.58	\$1,906.93	1.32%
MBS	31395D2S7	FNR 2006-54 OD	6/25/2035	2,237,307	\$1,928,426.70	\$2,281,273.64	\$1,750.50	0.92%
MBS	31396CSM3	FHR 3048 PC	3/15/2035	509,567	\$496,265.69	\$534,635.50	\$225.30	0.51%
MBS	31396VMM7	FNR 2007-35 DE	2/25/2036	4,769,211	\$4,646,199.87	\$4,926,976.98	\$7,122.33	1.73%
MBS	31396YG30	FNR 2008-29 BG	12/25/2035	4,188,683	\$4,102,626.53	\$4,325,757.20	\$3,749.49	1.04%
MBS	31397GZL7	FHR 3317 PG	4/15/2036	2,044,698	\$1,956,554.65	\$2,102,986.73	(\$1,558.19)	-0.89%
MBS	31397J5D2	FHR 3331 NV	6/15/2029	2,183,764	\$2,071,329.24	\$2,240,808.39	\$2,561.16	1.37%
MBS	31397QDR6	FNR 2010-150 VU	11/25/2023	5,660,301	\$5,724,739.72	\$5,785,082.71	\$9,901.28	2.05%
MBS	31397QKZ0	FNR 2011-4 JP	6/25/2039	1,825,019	\$1,398,366.56	\$1,847,143.68	\$87.39	0.06%
MBS	31397SXE9	FNR 2011-40 DB	9/25/2039	12,477,758	\$12,462,189.68	\$12,840,790.43	\$28,868.39	2.70%
MBS	31397SZT4	FNR 2011-42 DG	11/25/2028	1,773,149	\$1,734,044.86	\$1,819,998.14	(\$1,106.79)	-0.73%

Asset Type	Cusip	Description	Maturity Date	Org Face/ Mat Amount	Curr Book Value	Invested Funds	Total Period Earnings	ROI
MBS	31397UFG9	FNR 2011-48 VJ	5/25/2040	3,227,984	\$3,247,687.52	\$3,307,973.44	\$8,278.86	3.00%
MBS	31397U XK0	FNR 2011-61 VB	4/25/2040	4,941,438	\$5,172,217.98	\$5,190,012.10	\$2,795.21	0.65%
MBS	31398F3S8	FNR 2009-88 CB	11/25/2039	5,516,755	\$5,684,983.65	\$5,815,686.22	\$14,365.19	2.96%
MBS	31398KZB9	FHR 3598 MA	11/15/1938		\$1,025,223.15	\$846,117.61	\$1,566.84	2.22%
MBS	31398MVQ6	FNR 2010-19 VB	2/25/2021	2,113,945	\$1,854,781.21	\$2,141,986.89	\$3,072.43	1.72%
MBS	31398N5Q3	FNR 2010-133 A	5/25/1938	16,420,841	\$16,479,095.97	\$17,434,702.10	(\$1,489.58)	-0.10%
MBS	31398NW75	FNR 2010-123 HA	3/25/2024	1,555,914	\$1,522,875.53	\$1,580,872.97	\$1,649.38	1.25%
MBS	31398NWX8	FNR 2010-111 AE	4/25/2038		\$8,688,673.04	\$7,312,998.83	(\$1,086.48)	-0.18%
MBS	31398PJC4	FNR 2010-35 WA	9/25/2024	840,406	\$830,450.13	\$866,310.37	\$1,219.71	1.69%
MBS	31398PTT6	FNR 2010-42 AC	10/25/2024	1,578,436	\$1,551,615.09	\$1,640,064.66	\$1,116.22	0.82%
MBS	31398QQG5	FHR 3681 BA	5/15/2020	12,066,204	\$11,427,989.72	\$12,202,552.11	\$8,006.75	0.79%
MBS	31398RE76	FNR 2010-57 DP	8/25/2039	937,352	\$891,093.66	\$951,303.18	\$1,544.25	1.95%
MBS	31398SC43	FNR 2010-144 YA	11/25/2023	1,020,737	\$993,890.18	\$1,041,054.29	(\$681.14)	-0.79%
MBS	31398SV83	FNR 2010-154 MK	7/25/1939	7,903,330	\$7,515,506.18	\$8,060,584.68	\$6,469.31	0.96%
MBS	31398T2Q3	FNR 2010-104 BA						

Asset Type	Cusip	Description	Maturity Date	Org Face/ Mat Amount	Curr Book Value	Invested Funds	Total Period Earnings	ROI
MBS	31398T4E8	FNR 2010-99 JU	2/25/2024	851,953	\$693,465.05	\$859,781.26	\$368.21	0.51%
MBS	31398TPN5	FNR 2010-89 PG	8/25/2040	41,437,657	\$40,463,853.04	\$42,446,290.98	\$55,097.93	1.56%
MBS	31398VLP9	FHR 3656 LV	12/25/2039	14,819,727	\$14,719,538.05	\$15,232,999.75	\$13,639.23	1.07%
MBS	38374Y3M3	GNR 2010-87 AD	5/15/2021	726,050	\$546,828.52	\$732,566.68	\$276.96	0.45%
MBS	38374YYK3	GNR 2010-95 PC	9/20/2035		\$445,614.07	\$271,223.82	(\$232.28)	-1.03%
MBS	38376G2G4	GNR 2011-92 B	12/20/2036	8,832,225	\$8,167,899.30	\$9,015,113.88	(\$3,808.84)	-0.51%
MBS	38376GP46	GNR 2011-49 A	11/16/2044	2,169,253	\$2,200,890.26	\$2,208,791.15	\$4,793.08	2.60%
MBS	38376GP53	GNR 2011-49 AB	7/16/2038	3,154,274	\$3,174,778.12	\$3,190,007.27	\$5,265.42	1.98%
MBS	38376GU73	GNR 2011-78 AB	7/16/2038	1,097,011	\$1,103,907.46	\$1,109,407.67	\$1,627.51	1.76%
MBS	38377MSG2	GNR 2010-144 PA	1/16/2034	8,913,983	\$8,834,618.02	\$8,948,777.10	\$13,336.99	1.79%
MBS	38377YPG9	GNR 2011-138 PN	1/16/2034	110,424	\$109,452.54	\$110,866.85	\$165.08	1.79%
MBS	38378BAA7	GNR 2011-165 A	2/16/2039	8,319,757	\$7,310,625.73	\$8,382,721.14	\$4,465.99	0.64%
MBS	38378BDE6	GNR 2012-19 AB	9/16/1940		\$679,520.50	\$508,306.73	\$758.41	1.79%
MBS			6/20/2041	518,497	\$504,241.83	\$526,226.42	\$850.89	1.94%
MBS			10/16/2037	1,902,343	\$1,868,075.13	\$1,922,686.15	\$2,415.87	1.51%
MBS			3/16/2034	8,881,255	\$8,862,663.49	\$8,906,655.16	\$9,372.18	1.26%

Asset Type	Cusip	Description	Maturity Date	Org Face/ Mat Amount	Curr Book Value	Invested Funds	Total Period Earnings	ROI
MBS	38378BRK7	GNR 2012-55 A	8/16/2033	5,537,393	\$5,529,537.27	\$5,561,396.23	\$6,299.93	1.36%
			8/16/2033	1,021,479	\$1,019,353.33	\$1,025,216.40	\$1,176.08	1.38%
MBS	38378BRT8	GNR 2012-44 A	4/16/2041	3,365,984	\$3,382,943.79	\$3,393,473.27	\$5,344.60	1.89%
MBS	38378BUJ6	GNR 2012-70 A	5/16/2042	1,982,486	\$1,987,851.49	\$1,994,336.99	\$2,400.44	1.44%
MBS	38379CDY9	GNR 2014-81 EH	12/20/2042	928,991	\$888,564.40	\$936,512.19	\$1,412.16	1.81%
MBS	38379HEC5	GNR 2014-178 LA	6/20/2043	3,928,820	\$2,899,317.24	\$3,936,042.26	\$9,412.27	2.87%
MBS	38379HUQ6	GNR 2014-188 QC	9/20/2044	6,789,484	\$6,260,461.17	\$6,841,360.23	\$5,832.45	1.02%
			MBS Totals:		\$1,926,453,259.08	\$1,783,762,012.24	\$3,235,368.37	2.18%

Asset Type	Cusip	Description	Maturity Date	Org Face/ Mat Amount	Curr Book Value	Invested Funds	Total Period Earnings	ROI
MMkt	BAML Fed MMkt 84			1	\$50,062.00	\$131,730.00	\$22.74	0.21%
MMkt	Federated-Raymond			1	\$50,795.29	\$132,487.85	\$19.60	0.18%
MMkt	Invesco-Simmons M			1	\$53,940.00	\$535,700.78	\$92.46	0.21%
		MMkt	Totals:		\$154,797.29	\$799,918.64	\$134.80	0.20%

Asset Type	Cusip	Description	Maturity Date	Org Face/ Mat Amount	Curr Book Value	Invested Funds	Total Period Earnings	ROI
Muni	04108NZ88	ARSDEV 1.197 10/01/	10/1/2017	1,235,000	\$1,235,000.00	\$1,235,000.00	\$1,231.91	1.20%
Muni	04108NZ96	ARSDEV 1.618 10/01/	10/1/2018	1,250,000	\$1,250,000.00	\$1,250,000.00	\$1,685.42	1.62%
Muni	782816AC6	RUSWTR 2 07/01/18	7/1/2018	1,000,000	\$1,000,000.00	\$1,014,054.44	\$1,233.33	1.46%
Muni	83712TDA6	SCSHSG 2.95 01/01/4	1/1/2041	1,110,000	\$1,110,000.00	\$0.00	\$0.00	
Muni Totals:					\$4,595,000.00	\$3,499,054.44	\$4,150.66	1.42%

Asset Type	Cusip	Description	Maturity Date	Org Face/ Mat Amount	Curr Book Value	Invested Funds	Total Period Earnings	ROI
				Report Totals:	\$3,404,702,611.86	#####	(\$4,180,985.70)	0.49%

Consolidated ROI Report

Validated Through: 1/31/2016

Asset Type	Cusip	Description	Maturity Date	Org Face/ Mat Amount	Curr Book Value	Invested Funds	Total Period Earnings	ROI
CP	00856BA83	AGRMPP CP 01/08/16	1/8/2016	17,800,000	\$17,800,000.00	\$4,147,680.18	\$2,422.78	0.70%
CP	12705WA51	CABOTC CP 01/05/16	1/5/2016	59,000,000	\$59,000,000.00	\$1,966,626.24	\$1,212.78	0.74%
CP	13638WAF9	CANNAT CP 01/15/16	1/15/2016	56,000,000	\$56,000,000.00	\$1,866,632.96	\$1,011.11	0.65%
CP	13638WAT9	CANNAT CP 01/27/16	1/27/2016	39,000,000	\$39,000,000.00	\$1,299,969.31	\$920.83	0.85%
CP	1518T2B52	CNTRPT 0 02/05/16	2/2/2016	50,000,000	\$50,000,000.00	\$51,587,372.69	\$29,009.99	0.67%
CP	16953EAF9	CSCLHK CP 01/15/16	1/15/2016	10,000,000	\$10,000,000.00	\$333,326.85	\$194.44	0.70%
CP	16953JAF8	CHIPOW CP 01/15/16	1/15/2016	42,250,000	\$42,250,000.00	\$1,408,305.95	\$821.53	0.70%
CP	20260ABK5	CMZBUS CP 02/19/16	2/19/2016	15,000,000	\$15,000,000.00	\$15,471,583.33	\$9,687.50	0.75%
CP	25156KA87	DTEGR 0 01/08/16	1/8/2016	25,000,000	\$25,000,000.00	\$5,828,715.28	\$2,430.56	0.50%
CP	25156KAB0	DTEGR CP 01/11/16	1/11/2016	25,000,000	\$25,000,000.00	\$8,326,608.80	\$5,763.89	0.83%
CP	25271TA47	DO CP 01/04/16	1/4/2016	9,999,000	\$9,999,000.00	\$999,491.71	\$874.91	1.05%
CP	29250AA45	ENCNUS CP 01/04/16	1/4/2016	46,645,000	\$46,645,000.00	\$4,662,235.13	\$3,576.12	0.92%
CP	29251UAK4	ENBUS CP 01/19/16	1/19/2016	25,000,000	\$25,000,000.00	\$12,495,052.08	\$9,895.83	0.95%

Asset Type	Cusip	Description	Maturity Date	Org Face/ Mat Amount	Curr Book Value	Invested Funds	Total Period Earnings	ROI
CP	29251UAN8	ENBUS CP 01/22/16	1/22/2016	10,000,000	\$10,000,000.00	\$6,990,647.22	\$4,316.67	0.74%
CP	29251UB15	ENBUS CP 02/01/16	2/1/2016	3,000,000	\$3,000,000.00	\$599,900.00	\$500.00	1.00%
CP	29251UB56	ENBUS CP 02/05/16	2/5/2016	20,000,000	\$20,000,000.00	\$16,651,898.15	\$15,277.78	1.10%
CP	29251UBC1	ENBUS 0 02/12/16	2/12/2016	20,000,000	\$20,000,000.00	\$7,328,538.15	\$6,538.89	1.07%
CP	29251UBK3	ENBUS 0 02/19/16	2/19/2016	50,000,000	\$50,000,000.00	\$21,646,143.52	\$19,861.11	1.10%
			2/19/2016	25,000,000	\$25,000,000.00	\$20,805,960.65	\$19,097.22	1.10%
CP	29251UBS6	ENBUS CP 02/26/16	2/26/2016	10,000,000	\$10,000,000.00	\$1,665,069.44	\$1,597.22	1.15%
CP	29251UC22	ENBUS CP 03/02/16	3/2/2016	10,700,000	\$10,700,000.00	\$1,425,117.15	\$1,367.22	1.15%
CP	29251UD13	ENBUS CP 04/01/16	4/1/2016	25,000,000	\$25,000,000.00	\$22,435,837.50	\$22,125.00	1.18%
			4/1/2016	25,000,000	\$25,000,000.00	\$2,494,750.00	\$2,500.00	1.20%
			4/1/2016	45,000,000	\$45,000,000.00	\$4,490,550.00	\$4,500.00	1.20%
CP	29380BAN4	EPDCP 0 01/22/16	1/22/2016	70,000,000	\$70,000,000.00	\$48,945,991.11	\$25,316.67	0.62%
CP	30067LAF7	EXCPAR CP 01/15/16	1/15/2016	10,000,000	\$10,000,000.00	\$333,326.85	\$194.44	0.70%
CP	3016E2CJ0	EXEGEN CP 03/18/16	3/18/2016	30,000,000	\$30,000,000.00	\$10,982,583.33	\$9,166.67	1.00%
CP	42824EA62	HPECPP CP 01/06/16	1/6/2016	5,000,000	\$5,000,000.00	\$832,782.41	\$472.22	0.68%
CP	42824EA88	HPECPP CP 01/08/16	1/8/2016	30,000,000	\$30,000,000.00	\$6,993,466.67	\$3,500.00	0.60%

Asset Type	Cusip	Description	Maturity Date	Org Face/ Mat Amount	Curr Book Value	Invested Funds	Total Period Earnings	ROI
CP	42824EAK1	HPECPP CP 01/19/16	1/19/2016	50,000,000	\$50,000,000.00	\$29,969,333.33	\$20,000.00	0.80%
CP	42824EAN5	HPECPP 0 01/22/16	1/22/2016	35,000,000	\$35,000,000.00	\$24,469,511.11	\$14,291.67	0.70%
			1/22/2016	11,708,000	\$11,708,000.00	\$8,185,901.87	\$4,849.06	0.71%
			1/22/2016	50,000,000	\$50,000,000.00	\$34,962,433.33	\$26,833.33	0.92%
CP	42824EAR6	HPECPP CP 01/25/16	1/25/2016	1,800,000	\$1,800,000.00	\$1,438,152.00	\$840.00	0.70%
			1/25/2016	30,000,000	\$30,000,000.00	\$23,967,393.33	\$13,400.00	0.67%
			1/25/2016	2,000,000	\$2,000,000.00	\$1,597,956.00	\$973.33	0.73%
CP	43357LBK7	HITCRD CP 02/19/16	2/19/2016	20,000,000	\$20,000,000.00	\$7,993,800.00	\$6,200.00	0.93%
CP	55908AA87	MAGELN 0 01/08/16	1/8/2016	50,000,000	\$50,000,000.00	\$11,656,387.04	\$5,930.56	0.61%
CP	61979JAS6	MOTIVA CP 01/26/16	1/26/2016	8,750,000	\$8,750,000.00	\$1,749,766.67	\$1,166.67	0.80%
			1/26/2016	25,000,000	\$25,000,000.00	\$4,166,203.70	\$2,777.78	0.80%
CP	61979JCE5	MOTIVA CP 03/14/16	3/14/2016	25,000,000	\$25,000,000.00	\$3,329,031.48	\$2,805.56	1.01%
CP	68268TA75	OKSPP 0 01/07/16	1/7/2016	10,000,000	\$10,000,000.00	\$1,999,611.11	\$1,666.66	1.00%
CP	68268TAV2	OKSPP 0 01/29/16	1/29/2016	20,000,000	\$20,000,000.00	\$11,327,981.48	\$9,444.44	1.00%
CP	68268TB33	OKSPP 0 02/03/16	2/3/2016	7,500,000	\$7,500,000.00	\$1,249,722.91	\$1,187.51	1.14%
CP	68268TB41	OKSPP 0 02/04/16	2/4/2016	25,000,000	\$25,000,000.00	\$3,332,587.96	\$3,194.45	1.15%
CP	68268TB82	OKSPP 0 02/08/16	2/8/2016	10,000,000	\$10,000,000.00	\$4,330,564.81	\$4,152.78	1.15%

Asset Type	Cusip	Description	Maturity Date	Org Face/ Mat Amount	Curr Book Value	Invested Funds	Total Period Earnings	ROI
CP	68268TBK5	OKSPP 0 02/19/16	2/19/2016	30,000,000	\$30,000,000.00	\$10,988,923.61	\$11,458.33	1.25%
			2/19/2016	50,000,000	\$50,000,000.00	\$16,650,462.96	\$17,361.11	1.25%
			2/19/2016	20,000,000	\$20,000,000.00	\$8,658,084.26	\$8,305.56	1.15%
CP	68268TD15	OKSPP 0 04/01/16	4/1/2016	50,000,000	\$50,000,000.00	\$9,974,516.67	\$11,583.33	1.39%
CP	68268TDF4	OKSPP 0 04/15/16	4/15/2016	50,000,000	\$50,000,000.00	\$9,969,111.11	\$11,583.33	1.39%
CP	7244POB24	PBIPP CP 02/02/16	2/2/2016	1,378,000	\$1,378,000.00	\$275,546.41	\$229.67	1.00%
CP	7244POBJ7	PBIPP CP 02/18/16	2/18/2016	20,000,000	\$20,000,000.00	\$7,327,344.44	\$6,416.67	1.05%
CP	72650WA43	PAAPP CP 01/04/16	1/4/2016	34,000,000	\$34,000,000.00	\$3,398,115.83	\$2,975.00	1.05%
			1/4/2016	28,000,000	\$28,000,000.00	\$2,798,693.33	\$2,800.00	1.20%
CP	72650WA84	PAAPP 0 01/08/16	1/8/2016	43,779,000	\$43,779,000.00	\$4,377,553.42	\$3,465.84	0.95%
			1/8/2016	6,000,000	\$6,000,000.00	\$199,995.56	\$133.33	0.80%
CP	72650WAC5	PAAPP CP 01/12/16	1/12/2016	13,498,000	\$13,498,000.00	\$3,148,951.54	\$2,493.38	0.95%
			1/12/2016	38,673,000	\$38,673,000.00	\$7,733,375.36	\$6,123.22	0.95%
CP	72650WAF8	PAAPP 0 01/15/16	1/15/2016	64,000,000	\$64,000,000.00	\$14,930,574.82	\$11,822.22	0.95%
			1/15/2016	48,186,000	\$48,186,000.00	\$1,606,162.08	\$1,137.72	0.85%
CP	72650WAK7	PAAPP CP 01/19/16	1/19/2016	40,000,000	\$40,000,000.00	\$9,331,609.26	\$7,388.89	0.95%
CP	72650WAL5	PAAPP CP 01/20/16	1/20/2016	28,000,000	\$28,000,000.00	\$933,311.30	\$661.11	0.85%
CP	72650WAN1	PAAPP 0 01/22/16						

Asset Type	Cusip	Description	Maturity Date	Org Face/ Mat Amount	Curr Book Value	Invested Funds	Total Period Earnings	ROI
			1/22/2016	75,000,000	\$75,000,000.00	\$52,437,437.50	\$28,437.50	0.65%
CP	72650WAS0	PAAPP CP 01/26/16	1/26/2016	50,000,000	\$50,000,000.00	\$11,664,511.57	\$9,236.11	0.95%
			1/26/2016	75,000,000	\$75,000,000.00	\$17,496,767.36	\$13,854.17	0.95%
CP	72650WAT8	PAAPP 0 01/27/16	1/27/2016	76,603,000	\$76,603,000.00	\$2,553,373.04	\$1,808.68	0.85%
CP	72650WAU5	PAAPP 0 01/28/16	1/28/2016	30,000,000	\$30,000,000.00	\$7,998,311.11	\$6,333.33	0.95%
			1/28/2016	62,761,000	\$62,761,000.00	\$14,641,528.22	\$11,593.35	0.95%
			1/28/2016	37,000,000	\$37,000,000.00	\$1,233,304.21	\$873.61	0.85%
			1/28/2016	28,750,000	\$28,750,000.00	\$958,310.71	\$678.82	0.85%
			1/28/2016	49,000,000	\$49,000,000.00	\$44,052,225.00	\$47,775.00	1.30%
CP	72650WAV3	PAAPP 0 01/29/16	1/29/2016	85,000,000	\$85,000,000.00	\$19,829,669.68	\$15,701.39	0.95%
			1/29/2016	54,000,000	\$54,000,000.00	\$32,383,800.00	\$27,000.00	1.00%
CP	72650WB59	PAAPP 0 02/05/16	2/5/2016	50,000,000	\$50,000,000.00	\$39,967,333.34	\$35,000.00	1.05%
CP	72651VAB8	PMCPP CP 01/11/16	1/11/2016	66,000,000	\$66,000,000.00	\$6,599,560.00	\$4,400.00	0.80%
CP	8426E2A82	SOFDPP CP 01/08/16	1/8/2016	5,000,000	\$5,000,000.00	\$166,663.66	\$90.28	0.65%
CP	84757AAF3	SPECEN 0 01/15/16	1/15/2016	19,000,000	\$19,000,000.00	\$633,321.90	\$343.06	0.65%
CP	84757AB47	SPECEN CP 02/04/16	2/2/2016	20,000,000	\$20,000,000.00	\$7,331,194.44	\$5,347.22	0.88%
CP	91842LAT1	VWCRED CP 01/27/16	1/27/2016	38,196,000	\$38,196,000.00	\$8,911,065.62	\$5,718.79	0.77%
			1/27/2016	50,000,000	\$50,000,000.00	\$9,998,683.33	\$6,583.33	0.79%
CP	91842LAV6	VWCRED 0 01/29/16						

Asset Type	Cusip	Description	Maturity Date	Org Face/ Mat Amount	Curr Book Value	Invested Funds	Total Period Earnings	ROI
			1/29/2016	50,000,000	\$50,000,000.00	\$13,330,992.59	\$8,777.78	0.79%
			CP Totals:		\$2,677,976,000.00	\$865,232,886.04	\$659,358.31	0.91%

Asset Type	Cusip	Description	Maturity Date	Org Face/ Mat Amount	Curr Book Value	Invested Funds	Total Period Earnings	ROI
DDA	1st Security DDA 02			1	\$7,480.57	\$7,194.95	\$2.66	0.44%
DDA	Bank of America DD			1	\$781,717.35	\$2,226,434.53	\$128.10	0.07%
DDA	Bank of Ozarks DDA			1	\$296,902,630.36	\$184,241,054.83	\$103,611.11	0.67%
DDA	BOO/SWEEP/ICS			1	\$282,874.63	\$113,149.85	\$49.29	0.52%
DDA	Centennial DDA 965			1	\$98,552,743.72	\$92,211,195.00	\$44,307.82	0.58%
DDA	ICS-Centennial DDA			1	\$35,000,000.00	\$21,000,000.00	\$12,082.19	0.69%
DDA	Regions DDA 6470			1	\$6,302,787.99	\$2,656,357.86	\$152.83	0.07%
DDA	Simmons DDA 4368			1	\$70,358,566.10	\$60,189,480.83	\$27,166.19	0.54%
DDA	US Bank DDA 0126			1	\$118,834.94	\$122,795.16	\$3.53	0.03%
DDA Totals:					\$508,307,635.66	\$362,767,663.02	\$187,503.72	0.62%

Asset Type	Cusip	Description	Maturity Date	Org Face/ Mat Amount	Curr Book Value	Invested Funds	Total Period Earnings	ROI
MBS	3136A0RU3	FNR 2011-80 BA	11/25/2037	4,112,394	\$3,422,715.67	\$4,146,033.95	\$2,824.12	0.82%
MBS	3136A1KJ3	FNR 2011-99 DV	1/25/2026	15,405,831	\$14,986,447.84	\$15,922,357.89	\$10,258.67	0.77%
MBS	3136A3AS0	FNR 2011-145 JA	12/25/2041	5,937,801	\$6,179,953.65	\$6,259,173.08	\$16,170.46	3.10%
MBS	3136A4FC8	FNR 2012-23 PC	3/25/2040	5,204,899	\$5,064,526.63	\$5,189,175.47	\$9,561.99	2.21%
MBS	3136A4K40	FNR 2012-17 QC	7/25/2039	2,879,468	\$2,842,165.68	\$2,929,306.56	\$1,767.31	0.72%
MBS	3136A5EV4	FNR 2012-29 AD	8/25/2038	5,919,599	\$5,636,604.06	\$5,858,658.80	\$13,876.66	2.84%
MBS	3136A5GA8	FNR 2012-29 PM	3/25/2042	4,021,925	\$3,855,813.36	\$3,947,101.01	\$9,298.26	2.83%
MBS	3136A63F9	FNR 2012-72 BC	4/25/2042	1,952,232	\$1,824,050.91	\$1,853,800.50	\$4,921.70	3.19%
MBS	3136A6AW4	FNR 2012-52 NB	12/25/2039	4,859,704	\$4,933,682.42	\$5,033,441.21	\$10,224.87	2.44%
MBS	3136A7RU8	FNR 2012-90 CB	4/25/2042	6,088,972	\$5,943,593.36	\$6,009,784.95	\$13,149.04	2.63%
MBS	3136A8SG6	FNR 2012-102 PA	3/25/2041	5,919,098	\$6,068,205.22	\$6,233,520.21	\$11,159.33	2.15%
MBS	3136AAJ30	FNR 2012-137 JA	9/25/2040	20,105,124	\$19,881,016.56	\$20,238,119.33	\$38,243.92	2.27%
MBS	3136ACYK1	FNR 2013-18 NA	12/25/2042	3,737,752	\$3,610,068.17	\$3,671,227.45	\$8,392.79	2.74%
MBS	3136AG3J9	FNR 2013-116 YB	7/25/2043	12,098,572	\$11,673,215.67	\$12,328,481.49	\$15,001.76	1.46%
MBS	3136AKNC3	FNR 2014-39 AB						

Asset Type	Cusip	Description	Maturity Date	Org Face/ Mat Amount	Curr Book Value	Invested Funds	Total Period Earnings	ROI
			9/25/1939	5,001,329	\$5,003,813.61	\$5,093,062.09	\$8,209.96	1.93%
MBS	3136AKNF6	FNR 2014-39 GA	9/25/2039	27,147,872	\$27,251,440.65	\$27,687,299.91	\$49,767.80	2.16%
MBS	3136ANG68	FNR 2015-36 DA	6/25/2045	9,978,188	\$9,850,543.02	\$9,937,869.58	\$16,680.05	2.01%
			6/25/2045	9,097,386	\$8,981,008.72	\$9,060,626.73	\$15,207.66	2.01%
MBS	3136ANT49	FNR 2015-43 QB	12/25/2044	13,933,859	\$13,704,203.82	\$13,896,846.88	\$23,736.17	2.05%
MBS	3136ANXY8	FNR 2015-27 MB	10/25/2044	16,022,825	\$15,710,538.85	\$15,958,765.46	\$31,152.80	2.34%
MBS	3136APF72	FNR 2015-55 PD	3/25/2043	71,681,196	\$70,442,396.20	\$71,331,690.44	\$160,805.85	2.71%
MBS	3136APSQ6	FNR 2015-68 DA	9/25/2045	46,388,262	\$45,362,151.66	\$45,643,266.17	\$95,486.12	2.51%
MBS	3136AQJ43	FNR 2015-94 MA	1/25/2046		\$84,268,848.86	\$76,138,239.26	\$180,045.35	2.84%
MBS	3136AQN44	FNR 2015-80 CA	4/25/2040	90,841,439	\$92,061,894.26	\$92,516,463.96	\$194,902.40	2.53%
MBS	3136ARBM9	FNR 2016-2 EZ	2/25/2046		\$33,405,053.25	\$2,302,308.40	\$13,594.61	7.09%
MBS	3137A3Y52	FHR 3769 MB	10/15/2038	7,284,495	\$7,172,273.99	\$7,526,182.55	\$10,336.91	1.65%
MBS	3137A6TM4	FHR 3808 A	9/15/2028	2,921,161	\$2,882,099.31	\$3,008,343.44	\$2,628.63	1.05%
MBS	3137ADDB0	FHR 3888 AB	11/15/2040	1,469,096	\$1,438,821.93	\$1,466,054.44	\$3,042.20	2.49%
MBS	3137AFBS0	FHR 3926 GP	8/15/2025	2,622,749	\$2,619,649.23	\$2,757,949.25	\$2,751.53	1.20%
MBS	3137AJ3V4	FHR 3954 PD						

Asset Type	Cusip	Description	Maturity Date	Org Face/ Mat Amount	Curr Book Value	Invested Funds	Total Period Earnings	ROI
			7/15/2041	2,002,146	\$1,940,753.35	\$1,970,652.63	\$3,970.99	2.42%
MBS	3137AK7K1	FHR 3982 AB						
			6/15/2036		\$1,471,996.81	\$102,727.93	(\$1,400.48)	-16.36%
MBS	3137AKM99	FHR 3979 AD						
			8/15/2038	1,238,899	\$1,269,658.79	\$1,277,097.66	\$2,815.97	2.65%
MBS	3137ALW47	FHR 3996 TB						
			2/15/2039	2,635,997	\$2,621,702.10	\$2,656,830.91	(\$2,760.87)	-1.25%
MBS	3137ASAG9	FHR 4077 BA						
			5/15/2042	1,364,137	\$1,312,653.93	\$1,338,976.16	\$2,781.80	2.49%
MBS	3137AYQY0	FHR 4165 CA						
			5/15/2038	6,298,505	\$6,109,685.46	\$6,222,205.27	\$9,680.63	1.87%
MBS	3137B1FV9	FHR 4191 NB						
			4/15/2043	3,294,655	\$2,972,005.23	\$3,069,519.79	\$14,004.45	5.47%
MBS	3137B4L61	FHR 4253 TD						
			7/15/2040	2,082,471	\$2,049,897.98	\$2,095,985.20	\$3,011.75	1.72%
			7/15/2040	6,554,112	\$6,449,368.39	\$6,594,302.16	\$9,594.20	1.75%
MBS	3137B4PQ3	FHR 4246 PC						
			7/15/2043	3,567,224	\$3,548,357.35	\$3,615,667.31	\$7,739.90	2.57%
MBS	3137B7QN2	FHR 4298 PG						
			4/15/2043	10,152,583	\$10,326,269.95	\$10,354,247.34	\$23,843.67	2.76%
MBS	3137BA6C1	FHR 4332 KE						
			9/15/2043	9,618,268	\$9,509,803.09	\$9,720,895.27	\$17,188.77	2.12%
MBS	3137BCHB7	FHR 4360 PA						
			5/15/2038	15,265,603	\$15,244,379.51	\$15,616,585.08	\$26,180.40	2.01%
MBS	3137BCSX7	FHR 4374 PQ						
			9/15/2041	7,078,263	\$7,064,591.26	\$7,151,805.65	\$15,662.88	2.63%
MBS	3137BCZ76	FHR 4379 BH						
			10/15/2038	37,510,407	\$37,650,994.84	\$38,097,945.06	\$53,336.58	1.68%
MBS	3137BD4V5	FHR 4378 AD						

Asset Type	Cusip	Description	Maturity Date	Org Face/ Mat Amount	Curr Book Value	Invested Funds	Total Period Earnings	ROI
			2/15/2044	4,189,824	\$4,141,115.88	\$4,231,043.06	\$7,587.39	2.15%
MBS	3137BDER3	FHR 4388 MC	7/15/2044	9,545,742	\$9,339,645.03	\$9,628,636.77	\$17,123.57	2.13%
MBS	3137BDMU7	FHR 4389 AB	12/15/2043	15,355,673	\$15,340,116.87	\$15,604,177.75	\$32,831.90	2.52%
MBS	3137BDZW9	FHR 4387 KC	2/15/1939	8,955,768	\$8,828,037.77	\$9,095,179.18	\$7,860.96	1.04%
MBS	3137BEK45	FHR 4403 CA	10/15/2044	47,312,019	\$46,983,882.39	\$48,185,872.47	\$96,481.90	2.40%
MBS	3137BFB67	FHR 4413 HP	3/15/2040	36,539,912	\$37,335,235.70	\$37,831,208.59	\$76,405.39	2.42%
MBS	3137BFFV8	FHR 4423 A	10/15/2039	12,695,675	\$13,048,794.50	\$13,101,466.54	\$23,132.76	2.12%
MBS	3137BG4H9	FHR 4425 EA	1/15/2045	20,434,550	\$19,639,523.19	\$20,107,120.16	\$45,836.24	2.74%
MBS	3137BG4N6	FHR 4425 HA	1/15/2045	45,231,740	\$43,985,055.06	\$44,643,681.65	\$69,473.13	1.87%
			1/15/2045	42,389,377	\$41,197,638.70	\$41,814,379.22	\$65,605.42	1.88%
MBS	3137BG7E3	FHR 4429 AP	1/15/2045	20,533,799	\$20,689,837.28	\$21,027,964.94	\$8,341.57	0.48%
MBS	3137BGGX1	FHR 4443 GC	9/15/2044	2,735,345	\$2,659,782.15	\$2,706,654.27	\$5,042.18	2.24%
MBS	3137BHTG2	FHR 4459 DA	10/15/2035	860,999	\$856,243.84	\$904,823.51	\$1,174.42	1.56%
			10/15/2035	8,705,381	\$8,642,431.26	\$9,139,751.03	\$5,733.69	0.75%
MBS	3137BHU21	FHR 4459 NA	11/15/2024	8,283,552	\$7,884,461.51	\$8,492,203.40	\$8,977.09	1.27%
MBS	3137BJ3Q4	FHR 4476 B	5/15/2045	9,316,268	\$9,222,866.60	\$9,404,399.77	\$14,937.29	1.91%

Asset Type	Cusip	Description	Maturity Date	Org Face/ Mat Amount	Curr Book Value	Invested Funds	Total Period Earnings	ROI
MBS	3137BJ6P3	FHR 4478 PC	5/15/2045	12,578,069	\$12,333,742.98	\$12,638,360.30	\$18,899.44	1.79%
MBS	3137BJDB6	FHR 4470 MC	7/15/2044	20,116,758	\$19,899,786.53	\$20,122,106.18	\$33,269.95	1.98%
MBS	3137BJSV6	FHR 4486 PA	3/15/2044	13,343,578	\$13,525,702.74	\$13,643,505.66	\$27,611.74	2.43%
MBS	3137BJVS9	FHR 4479 PQ	8/15/2045	16,095,870	\$16,256,418.79	\$16,371,774.45	\$3,048.40	0.22%
MBS	3137BKSP6	FHR 4491 AP	9/15/2040	30,775,276	\$30,652,846.94	\$30,902,795.89	\$61,472.45	2.39%
MBS	3137BKTH3	FHR 4491 P	7/15/2045	36,420,583	\$36,390,042.73	\$36,636,424.48	\$71,799.21	2.35%
MBS	3137BKX21	FHR 4506 A	1/15/2045	54,278,087	\$52,694,013.36	\$53,483,998.74	\$83,734.27	1.88%
MBS	3137BKXL9	FHR 4506 LA	10/15/2019	416,169	\$0.00	\$417,356.64	\$199.76	0.57%
MBS	3137BLN87	FHR 4522 A	12/15/2020	956,030	\$865,387.95	\$958,726.14	\$2,199.41	2.75%
MBS	3137BLNR5	FHR 4522 LA	3/15/2020	634,366	\$350,831.80	\$636,908.41	\$419.35	0.79%
MBS	3137BM3M6	FHR 4530 HE	11/30/2045	177,912,609	\$179,417,265.23	\$180,121,808.99	\$422,135.71	2.81%
MBS	3137BM4C7	FHR 4530 TG	11/15/2045	148,782,755	\$150,433,738.58	\$151,140,812.38	\$347,950.09	2.76%
MBS	3137BMA55	FHR 4539 JA	12/15/2045	88,222,645	\$88,923,670.68	\$89,239,660.48	\$211,306.04	2.84%
MBS	3137BMAH9	FHR 4540 MG	12/15/2045	156,220,000	\$158,010,723.82	\$158,020,878.12	\$380,395.70	2.89%
MBS	3137BMAT3	FHR 4538 AC						

Asset Type	Cusip	Description	Maturity Date	Org Face/ Mat Amount	Curr Book Value	Invested Funds	Total Period Earnings	ROI
			12/15/2045	57,555,838	\$58,483,663.14	\$58,739,396.93	\$132,278.68	2.70%
MBS	3137BMAZ9	FHR 4538 DB	12/15/2045	51,148,101	\$51,552,650.21	\$52,183,964.00	\$109,741.44	2.52%
MBS	3137BMNL6	FHR 4546 TH	12/15/2045		\$50,213,836.98	\$3,358,333.33	\$5,414.93	1.93%
MBS	3137GAQK6	FHR 3740 KC	7/15/2037	1,143,422	\$1,059,713.35	\$1,163,772.39	\$1,662.25	1.71%
MBS	31393CG80	FNR 2003-57 NA	6/25/2018	1,935,622	\$1,899,664.71	\$2,005,319.62	\$2,177.84	1.30%
MBS	31393KYC3	FHR 2574 HP	2/15/2018	1,787,395	\$1,739,553.25	\$1,849,334.93	\$1,559.82	1.01%
MBS	31394AWF9	FNR 2004-60 JE	4/25/2034	1,383,668	\$1,398,657.11	\$1,447,018.19	\$2,018.73	1.67%
MBS	31394D4X5	FNR 2005-47 HK	6/25/2020	6,349,841	\$6,220,168.52	\$6,571,780.66	\$5,635.86	1.03%
MBS	31394FTZ8	FNR 2005-83 TK	6/25/1934	1,867,966	\$1,701,471.53	\$1,890,848.63	\$3,672.84	2.33%
MBS	31395D2S7	FNR 2006-54 OD	6/25/2035	1,893,896	\$1,736,582.37	\$1,928,426.70	\$3,378.26	2.10%
MBS	31395FAX2	FHR 2836 L	4/15/2034		\$1,114,440.95	\$149,791.49	\$136.35	1.09%
MBS	31395MQ51	FHR 2935 DC	2/15/2020		\$1,542,337.50	\$885,865.04	\$1,782.76	2.41%
MBS	31396CSM3	FHR 3048 PC	3/15/2035	473,308	\$491,030.85	\$496,265.69	\$1,602.07	3.87%
MBS	31396VMM7	FNR 2007-35 DE	2/25/2036	4,501,184	\$4,413,937.01	\$4,646,199.87	\$8,310.57	2.15%
MBS	31396YG30	FNR 2008-29 BG	12/25/2035	3,978,208	\$3,912,819.25	\$4,102,626.53	\$3,652.61	1.07%

Asset Type	Cusip	Description	Maturity Date	Org Face/ Mat Amount	Curr Book Value	Invested Funds	Total Period Earnings	ROI
MBS	31397GZL7	FHR 3317 PG	4/15/2036	1,908,344	\$1,871,362.85	\$1,956,554.65	\$5,390.43	3.31%
MBS	31397J5D2	FHR 3331 NV	6/15/2029	2,020,823	\$1,930,780.87	\$2,071,329.24	\$3,232.64	1.87%
MBS	31397QDR6	FNR 2010-150 VU	11/25/2023	5,608,925	\$5,664,736.25	\$5,724,739.72	\$10,240.73	2.15%
MBS	31397QKZ0	FNR 2011-4 JP	6/25/2039	1,382,238	\$1,329,926.86	\$1,398,366.56	\$2,641.29	2.27%
MBS	31397SXE9	FNR 2011-40 DB	9/25/2039	12,111,882	\$11,664,019.48	\$12,462,189.68	\$15,420.43	1.48%
MBS	31397SZT4	FNR 2011-42 DG	11/25/2028	1,693,474	\$1,669,271.10	\$1,734,044.86	\$2,327.74	1.61%
MBS	31397UFG9	FNR 2011-48 VJ	5/25/2040	3,172,869	\$2,989,577.01	\$3,247,687.52	\$3,864.08	1.43%
MBS	31397UXK0	FNR 2011-61 VB	4/25/2040	4,941,438	\$5,149,205.70	\$5,172,217.98	(\$2,422.95)	-0.56%
MBS	31398F3S8	FNR 2009-88 CB	11/25/2039	5,392,375	\$5,658,905.75	\$5,684,983.65	\$19,233.85	4.06%
MBS	31398KZB9	FHR 3598 MA	11/15/1938	1,013,502	\$968,005.20	\$1,025,223.15	\$2,377.16	2.78%
MBS	31398MVQ6	FNR 2010-19 VB	2/25/2021	1,832,475	\$1,598,146.20	\$1,854,781.21	\$2,817.90	1.82%
MBS	31398N5Q3	FNR 2010-133 A	5/25/1938	15,541,987	\$15,637,196.49	\$16,479,095.97	\$1,571.92	0.11%
MBS	31398NW75	FNR 2010-123 HA	3/25/2024	1,499,508	\$1,445,157.61	\$1,522,875.53	\$645.91	0.51%
MBS	31398NWX8	FNR 2010-111 AE	4/25/2038	8,307,238	\$8,438,530.41	\$8,688,673.04	\$11,791.05	1.63%
MBS	31398PJC4	FNR 2010-35 WA						

Asset Type	Cusip	Description	Maturity Date	Org Face/ Mat Amount	Curr Book Value	Invested Funds	Total Period Earnings	ROI
MBS	31398PTT6	FNR 2010-42 AC	9/25/2024	806,128	\$798,028.60	\$830,450.13	\$1,238.89	1.79%
MBS	31398QQG5	FHR 3681 BA	10/25/2024	1,494,132	\$1,502,604.12	\$1,551,615.09	\$2,354.27	1.82%
MBS	31398RE76	FNR 2010-57 DP	5/15/2020	11,306,259	\$10,872,614.13	\$11,427,989.72	\$9,959.65	1.05%
MBS	31398SC43	FNR 2010-144 YA	8/25/2039	878,723	\$826,518.78	\$891,093.66	\$1,353.70	1.82%
MBS	31398SV83	FNR 2010-154 MK	11/25/2023	976,806	\$942,000.91	\$993,890.18	\$511.53	0.62%
MBS	31398T2Q3	FNR 2010-104 BA	7/25/1939	7,371,540	\$7,345,673.73	\$7,515,506.18	\$12,045.90	1.92%
MBS	31398T4E8	FNR 2010-99 JU	2/25/2024	687,753	\$613,763.72	\$693,465.05	\$738.62	1.28%
MBS	31398TPN5	FNR 2010-89 PG	8/25/2040	39,503,715	\$39,703,828.59	\$40,463,853.04	\$78,719.49	2.33%
MBS	31398VLP9	FHR 3656 LV	12/25/2039	14,329,675	\$14,287,330.99	\$14,719,538.05	\$15,163.07	1.24%
MBS	31398VVQ6	FHR 3659 VB	5/15/2021	543,060	\$437,738.03	\$546,828.52	\$967.20	2.12%
MBS	38374Y3M3	GNR 2010-87 AD	1/15/2037		\$13,379,971.95	\$1,784,812.50	\$1,003.20	0.67%
MBS	38374YYK3	GNR 2010-95 PC	9/20/2035	445,231	\$160,005.00	\$445,614.07	\$644.88	1.74%
MBS	38376G2G4	GNR 2011-92 B	12/20/2036	8,021,940	\$7,517,794.11	\$8,167,899.30	\$408.19	0.06%
MBS	38376GP46	GNR 2011-49 A	11/16/2044	2,162,344	\$2,192,950.13	\$2,200,890.26	\$4,758.94	2.59%
			7/16/2038	1,092,123	\$1,098,406.05	\$1,103,907.46	\$1,633.22	1.78%

Asset Type	Cusip	Description	Maturity Date	Org Face/ Mat Amount	Curr Book Value	Invested Funds	Total Period Earnings	ROI
			7/16/2038	3,140,219	\$3,158,496.10	\$3,174,778.12	\$4,232.43	1.60%
MBS	38376GP53	GNR 2011-49 AB	1/16/2034	109,102	\$108,035.76	\$109,452.54	\$164.09	1.80%
			1/16/2034	8,807,286	\$8,720,271.60	\$8,834,618.02	\$13,269.49	1.80%
MBS	38376GU73	GNR 2011-78 AB	2/16/2039	7,260,182	\$5,558,940.14	\$7,310,625.73	(\$670.59)	-0.11%
MBS	38377MSG2	GNR 2010-144 PA	9/16/1940	662,889	\$666,317.81	\$679,520.50	\$1,140.63	2.01%
MBS	38377YPG9	GNR 2011-138 PN	6/20/2041	496,957	\$477,324.57	\$504,241.83	\$723.68	1.72%
MBS	38378BAA7	GNR 2011-165 A	10/16/2037	1,848,795	\$1,862,223.93	\$1,868,075.13	\$2,774.90	1.78%
MBS	38378BDE6	GNR 2012-19 AB	3/16/2034	8,838,622	\$8,239,931.45	\$8,862,663.49	\$7,843.26	1.06%
MBS	38378BRK7	GNR 2012-55 A	8/16/2033	5,507,098	\$5,497,598.19	\$5,529,537.27	\$6,272.30	1.36%
			8/16/2033	1,015,891	\$1,013,475.39	\$1,019,353.33	\$1,170.88	1.38%
MBS	38378BRT8	GNR 2012-44 A	4/16/2041	3,356,197	\$3,372,404.11	\$3,382,943.79	\$5,346.15	1.90%
MBS	38378BUJ6	GNR 2012-70 A	5/16/2042	1,976,462	\$1,746,737.43	\$1,987,851.49	\$1,099.85	0.66%
MBS	38379CDY9	GNR 2014-81 EH	12/20/2042	881,567	\$868,122.56	\$888,564.40	\$1,499.55	2.03%
MBS	38379HEC5	GNR 2014-178 LA	6/20/2043	2,894,142	\$1,669,502.84	\$2,899,317.24	\$6,162.68	2.55%
MBS	38379HUQ6	GNR 2014-188 QC	9/20/2044	6,216,897	\$6,021,269.32	\$6,260,461.17	\$7,088.47	1.36%
			MBS Totals:		\$2,079,322,982.98	\$2,011,175,337.04	\$3,861,611.66	2.30%

Asset Type	Cusip	Description	Maturity Date	Org Face/ Mat Amount	Curr Book Value	Invested Funds	Total Period Earnings	ROI
MMkt	BAML Fed MMkt 84			1	\$50,065.17	\$51,731.05	\$0.43	0.01%
MMkt	Federated-Raymond			1	\$50,798.59	\$52,488.80	\$7.33	0.17%
MMkt	Invesco-Simmons M			1	\$53,959.17	\$55,741.19	\$8.70	0.19%
MMkt Totals:					\$154,822.93	\$159,961.04	\$16.46	0.12%

Asset Type	Cusip	Description	Maturity Date	Org Face/ Mat Amount	Curr Book Value	Invested Funds	Total Period Earnings	ROI
Muni	04108NZ88	ARSDEV 1.197 10/01/	10/1/2017	1,235,000	\$1,235,000.00	\$1,235,000.00	\$1,231.91	1.20%
Muni	04108NZ96	ARSDEV 1.618 10/01/	10/1/2018	1,250,000	\$1,250,000.00	\$1,250,000.00	\$1,685.42	1.62%
Muni	782816AC6	RUSWTR 2 07/01/18	7/1/2018	1,000,000	\$1,000,000.00	\$1,013,621.11	\$1,233.33	1.46%
Muni	83712TDA6	SCSHSG 2.95 01/01/4	1/1/2041	1,110,000	\$1,110,000.00	\$516,060.51	\$1,279.87	2.98%
Muni Totals:					\$4,595,000.00	\$4,014,681.62	\$5,430.53	1.62%

Asset Type	Cusip	Description	Maturity Date	Org Face/ Mat Amount	Curr Book Value	Invested Funds	Total Period Earnings	ROI
				Report Totals:	\$5,270,356,441.57	\$3,243,350,528.76	\$4,713,920.68	1.74%

Consolidated ROI Report

Validated Through: 2/29/2016

Asset Type	Cusip	Description	Maturity Date	Org Face/ Mat Amount	Curr Book Value	Invested Funds	Total Period Earnings	ROI
CP	13638WBV3	CANNAT CP 02/29/16	2/29/2016	6,427,000	\$6,427,000.00	\$1,285,228.61	\$856.93	0.80%
CP	1513E2B59	CENTEN 0 02/05/16	2/5/2016	38,000,000	\$38,000,000.00	\$1,266,627.96	\$1,161.11	1.10%
CP	1513E2B91	CENTEN 0 02/09/16	2/9/2016	35,200,000	\$35,200,000.00	\$1,173,299.11	\$1,026.67	1.05%
CP	1513E2BC4	CENTEN 0 02/12/16	2/12/2016	30,000,000	\$30,000,000.00	\$999,970.83	\$875.00	1.05%
CP	1513E2BQ3	CENTEN 0 02/24/16	2/24/2016	17,500,000	\$17,500,000.00	\$4,082,420.26	\$3,913.19	1.15%
CP	1513E2BR1	CENTEN 0 02/25/16	2/25/2016	27,000,000	\$27,000,000.00	\$2,699,763.75	\$2,362.50	1.05%
CP	1513E2BV2	CENTEN 0 02/29/16	2/29/2016	50,000,000	\$50,000,000.00	\$21,656,495.37	\$23,472.22	1.30%
			2/29/2016	38,500,000	\$38,500,000.00	\$5,132,751.56	\$4,363.33	1.02%
			2/29/2016	27,000,000	\$27,000,000.00	\$3,599,600.00	\$3,000.00	1.00%
CP	1513E2C74	CENTEN CP 03/07/16	3/7/2016	50,000,000	\$50,000,000.00	\$1,666,277.78	\$1,666.67	1.20%
CP	1518T2B52	CNTRPT 0 02/05/16	2/2/2016	50,000,000	\$50,000,000.00	\$1,664,108.80	\$935.81	0.67%
CP	16537LBC4	BSNCHB 0 02/12/16	2/12/2016	33,000,000	\$33,000,000.00	\$1,099,984.72	\$458.33	0.50%
CP	16953JBR1	CHIPOW CP 02/25/16	2/25/2016	22,892,000	\$22,892,000.00	\$763,051.83	\$445.12	0.70%
CP	20260ABK5	CMZBUS CP 02/19/16	2/19/2016	15,000,000	\$15,000,000.00	\$8,983,500.00	\$5,625.00	0.75%

Asset Type	Cusip	Description	Maturity Date	Org Face/ Mat Amount	Curr Book Value	Invested Funds	Total Period Earnings	ROI
CP	24409TBR3	DERPRK 0 02/25/16	2/25/2016	25,000,000	\$25,000,000.00	\$5,832,028.93	\$5,590.28	1.15%
CP	24409TBV4	DERPRK 0 02/29/16	2/29/2016	50,000,000	\$50,000,000.00	\$9,998,083.33	\$9,583.33	1.15%
			2/29/2016	25,000,000	\$25,000,000.00	\$9,163,445.60	\$8,784.72	1.15%
CP	26876ABS1	ENIFIN CP 02/26/16	2/26/2016	50,000,000	\$50,000,000.00	\$11,664,965.28	\$7,291.67	0.75%
CP	29251UB15	ENBUS CP 02/01/16	2/1/2016	3,000,000	\$3,000,000.00	\$0.00	\$0.00	
CP	29251UB56	ENBUS CP 02/05/16	2/5/2016	20,000,000	\$20,000,000.00	\$2,664,303.70	\$2,444.44	1.10%
CP	29251UBC1	ENBUS 0 02/12/16	2/12/2016	20,000,000	\$20,000,000.00	\$7,328,538.15	\$6,538.89	1.07%
CP	29251UBK3	ENBUS 0 02/19/16	2/19/2016	50,000,000	\$50,000,000.00	\$29,971,583.33	\$27,500.00	1.10%
			2/19/2016	25,000,000	\$25,000,000.00	\$14,980,291.67	\$13,750.00	1.10%
CP	29251UBS6	ENBUS CP 02/26/16	2/26/2016	10,000,000	\$10,000,000.00	\$8,325,347.22	\$7,986.11	1.15%
CP	29251UC22	ENBUS CP 03/02/16	3/2/2016	10,700,000	\$10,700,000.00	\$10,332,099.32	\$9,912.36	1.15%
CP	29251UC48	ENBUS CP 03/04/16	3/4/2016	10,000,000	\$10,000,000.00	\$1,333,048.15	\$1,222.22	1.10%
CP	29251UCJ5	ENBUS CP 03/18/16	3/18/2016	18,000,000	\$18,000,000.00	\$2,398,348.00	\$2,360.00	1.18%
			3/18/2016	15,000,000	\$15,000,000.00	\$6,493,337.50	\$6,662.50	1.23%
CP	29251UCQ9	ENBUS CP 03/24/16	3/24/2016	25,000,000	\$25,000,000.00	\$3,330,258.33	\$3,416.67	1.23%
CP	29251UD13	ENBUS CP 04/01/16	4/1/2016	25,000,000	\$25,000,000.00	\$24,115,916.67	\$24,166.67	1.20%

Asset Type	Cusip	Description	Maturity Date	Org Face/ Mat Amount	Curr Book Value	Invested Funds	Total Period Earnings	ROI
			4/1/2016	25,000,000	\$25,000,000.00	\$24,097,751.39	\$23,763.89	1.18%
			4/1/2016	45,000,000	\$45,000,000.00	\$43,408,650.00	\$43,500.00	1.20%
CP	29251UD54	ENBUS CP 04/05/16						
			4/5/2016	2,000,000	\$2,000,000.00	\$266,305.56	\$277.78	1.25%
CP	29251UDF2	ENBUS CP 04/15/16						
			4/15/2016	10,000,000	\$10,000,000.00	\$1,996,316.67	\$2,166.67	1.30%
CP	29380BC44	EPDCP 0 03/04/16						
			3/4/2016	100,000,000	\$100,000,000.00	\$93,244,925.93	\$85,555.55	1.10%
CP	3016E2BV4	EXEGEN CP 02/29/16						
			2/29/2016	2,000,000	\$2,000,000.00	\$333,300.93	\$194.44	0.70%
CP	3016E2CJ0	EXEGEN CP 03/18/16						
			3/18/2016	30,000,000	\$30,000,000.00	\$28,954,083.33	\$24,166.67	1.00%
CP	43357LBK7	HITCRD CP 02/19/16						
			2/19/2016	20,000,000	\$20,000,000.00	\$11,990,700.00	\$9,300.00	0.93%
CP	54866GBC7	LOW 0 02/12/16						
			2/12/2016	23,000,000	\$23,000,000.00	\$766,656.02	\$319.44	0.50%
CP	61979JBH9	MOTIVA CP 02/17/16						
			2/17/2016	15,000,000	\$15,000,000.00	\$499,987.50	\$375.00	0.90%
CP	61979JBQ9	MOTIVA CP 02/24/16						
			2/24/2016	10,400,000	\$10,400,000.00	\$346,658.48	\$245.56	0.85%
			2/24/2016	25,000,000	\$25,000,000.00	\$5,832,119.68	\$5,201.39	1.07%
CP	61979JBR7	MOTIVA CP 02/25/16						
			2/25/2016	10,500,000	\$10,500,000.00	\$349,991.74	\$247.92	0.85%
CP	61979JC47	MOTIVA CP 03/04/16						
			3/4/2016	25,000,000	\$25,000,000.00	\$3,332,685.19	\$2,777.78	1.00%
CP	61979JCB1	MOTIVA CP 03/11/16						
			3/11/2016	4,200,000	\$4,200,000.00	\$1,818,639.55	\$1,774.50	1.17%
CP	61979JCE5	MOTIVA CP 03/14/16						
			3/14/2016	25,000,000	\$25,000,000.00	\$24,135,478.24	\$20,340.28	1.01%

Asset Type	Cusip	Description	Maturity Date	Org Face/ Mat Amount	Curr Book Value	Invested Funds	Total Period Earnings	ROI
CP	61979JCU9	MOTIVA CP 03/28/16	3/28/2016	50,000,000	\$50,000,000.00	\$19,974,000.00	\$20,000.00	1.20%
CP	61979JDD6	MOTIVA CP 04/13/16	4/13/2016	25,000,000	\$25,000,000.00	\$9,981,361.11	\$10,166.67	1.22%
CP	68268TB33	OKSPP 0 02/03/16	2/3/2016	7,500,000	\$7,500,000.00	\$499,889.17	\$475.01	1.14%
CP	68268TB41	OKSPP 0 02/04/16	2/4/2016	25,000,000	\$25,000,000.00	\$2,499,440.97	\$2,395.83	1.15%
CP	68268TB82	OKSPP 0 02/08/16	2/8/2016	10,000,000	\$10,000,000.00	\$2,331,842.59	\$2,236.11	1.15%
CP	68268TBG4	OKSPP 0 02/16/16	2/16/2016	20,000,000	\$20,000,000.00	\$4,665,532.41	\$4,861.11	1.25%
CP	68268TBJ8	OKSPP 0 02/18/16	2/18/2016	15,000,000	\$15,000,000.00	\$3,499,183.33	\$3,500.00	1.20%
CP	68268TBK5	OKSPP 0 02/19/16	2/19/2016	20,000,000	\$20,000,000.00	\$11,988,116.66	\$11,500.00	1.15%
			2/19/2016	30,000,000	\$30,000,000.00	\$17,981,875.00	\$18,750.00	1.25%
			2/19/2016	50,000,000	\$50,000,000.00	\$29,970,833.33	\$31,250.00	1.25%
CP	68268TBN9	OKSPP 0 02/22/16	2/22/2016	2,500,000	\$2,500,000.00	\$416,587.39	\$475.69	1.37%
CP	68268TBP4	OKSPP 0 02/23/16	2/23/2016	10,000,000	\$10,000,000.00	\$1,999,543.33	\$2,283.33	1.37%
CP	68268TBQ2	OKSPP 0 02/24/16	2/24/2016	10,000,000	\$10,000,000.00	\$1,666,363.43	\$1,819.44	1.31%
			2/24/2016	7,000,000	\$7,000,000.00	\$1,166,446.30	\$1,322.23	1.36%
CP	68268TBS8	OKSPP CP 02/26/16	2/26/2016	14,625,000	\$14,625,000.00	\$4,873,212.50	\$5,362.50	1.32%
CP	68268TBV1	OKSPP 0 02/29/16	2/29/2016	50,000,000	\$50,000,000.00	\$21,656,495.37	\$23,472.22	1.30%

Asset Type	Cusip	Description	Maturity Date	Org Face/ Mat Amount	Curr Book Value	Invested Funds	Total Period Earnings	ROI
CP	68268TC16	OKSPP CP 03/01/16						
			3/1/2016	10,000,000	\$10,000,000.00	\$1,333,185.19	\$1,111.11	1.00%
			3/1/2016	5,000,000	\$5,000,000.00	\$666,600.00	\$500.00	0.90%
CP	68268TC32	OKSPP CP 03/03/16						
			3/3/2016	19,910,000	\$19,910,000.00	\$9,285,758.53	\$10,452.75	1.35%
CP	68268TC81	OKSPP CP 03/08/16						
			3/8/2016	10,000,000	\$10,000,000.00	\$1,332,783.33	\$1,500.00	1.35%
CP	68268TCB4	OKSPP 0 03/11/16						
			3/11/2016	20,000,000	\$20,000,000.00	\$7,993,400.00	\$9,000.00	1.35%
			3/11/2016	18,000,000	\$18,000,000.00	\$7,193,972.00	\$8,220.00	1.37%
CP	68268TCJ7	OKSPP CP 03/18/16						
			3/18/2016	25,000,000	\$25,000,000.00	\$3,330,708.33	\$3,750.00	1.35%
CP	68268TD15	OKSPP 0 04/01/16						
			4/1/2016	50,000,000	\$50,000,000.00	\$48,210,163.89	\$55,986.11	1.39%
CP	68268TDE7	OKSPP 0 04/14/16						
			4/14/2016	20,000,000	\$20,000,000.00	\$9,311,680.00	\$11,200.00	1.44%
CP	68268TDF4	OKSPP 0 04/15/16						
			4/15/2016	50,000,000	\$50,000,000.00	\$48,184,037.04	\$55,986.11	1.39%
CP	7244P0B24	PBIPP CP 02/02/16						
			2/2/2016	1,378,000	\$1,378,000.00	\$45,924.40	\$38.28	1.00%
CP	7244P0BJ7	PBIPP CP 02/18/16						
			2/18/2016	20,000,000	\$20,000,000.00	\$11,324,077.78	\$9,916.67	1.05%
CP	72650WB59	PAAPP 0 02/05/16						
			2/5/2016	50,000,000	\$50,000,000.00	\$6,661,222.22	\$5,833.33	1.05%
CP	72650WBS9	PAAPP 0 02/26/16						
			2/26/2016	76,800,000	\$76,800,000.00	\$2,559,941.69	\$1,749.33	0.82%
CP	84755LBC7	SPCTRA 0 02/12/16						
			2/12/2016	21,000,000	\$21,000,000.00	\$699,987.36	\$379.17	0.65%
CP	84755LBR4	SPCTRA CP 02/25/16						

Asset Type	Cusip	Description	Maturity Date	Org Face/ Mat Amount	Curr Book Value	Invested Funds	Total Period Earnings	ROI
			2/25/2016	54,200,000	\$54,200,000.00	\$1,806,634.05	\$978.61	0.65%
			2/25/2016	12,000,000	\$12,000,000.00	\$399,992.78	\$216.67	0.65%
CP	84757AB47	SPECEN CP 02/04/16						
			2/2/2016	20,000,000	\$20,000,000.00	\$666,472.22	\$486.11	0.88%
CP	91842LBV5	VWCRED CP 02/29/16						
			2/29/2016	6,638,000	\$6,638,000.00	\$1,327,434.05	\$829.75	0.75%
			CP Totals:		\$2,030,870,000.00	\$742,883,623.71	\$725,582.73	1.17%

Asset Type	Cusip	Description	Maturity Date	Org Face/ Mat Amount	Curr Book Value	Invested Funds	Total Period Earnings	ROI
DDA	1st Security DDA 02			1	\$7,483.24	\$7,232.91	\$2.68	0.44%
DDA	Bank of America DD			1	\$7,033,454.25	\$3,664,534.74	\$210.84	0.07%
DDA	Bank of Ozarks DDA			1	\$207,006,923.83	\$255,405,261.88	\$157,441.60	0.74%
DDA	Centennial DDA 965			1	\$60,595,250.45	\$73,028,391.70	\$42,016.33	0.69%
DDA	ICS-Centennial DDA			1	\$35,012,082.86	\$33,840,985.81	\$19,470.16	0.69%
DDA	Regions DDA 6470			1	\$33,855.56	\$3,273,337.03	\$188.33	0.07%
DDA	Simmons DDA 4368			1	\$29,592,922.52	\$13,811,350.33	\$6,811.08	0.59%
DDA	US Bank DDA 0126			1	\$100,815.98	\$120,571.69	\$3.47	0.03%
DDA Totals:					\$339,382,788.69	\$383,151,666.08	\$226,144.48	0.71%

Asset Type	Cusip	Description	Maturity Date	Org Face/ Mat Amount	Curr Book Value	Invested Funds	Total Period Earnings	ROI
MBS	3136A0RU3	FNR 2011-80 BA	11/25/2037	3,399,960	\$2,847,420.62	\$3,422,715.67	\$4,625.49	1.62%
MBS	3136A1KJ3	FNR 2011-99 DV	1/25/2026	14,523,853	\$14,015,071.90	\$14,986,447.84	\$14,550.74	1.17%
MBS	3136A3AS0	FNR 2011-145 JA	12/25/2041	5,864,678	\$5,875,770.84	\$6,179,953.65	\$5,460.01	1.06%
MBS	3136A4FC8	FNR 2012-23 PC	3/25/2040	5,079,363	\$4,994,109.50	\$5,064,526.63	\$9,174.17	2.17%
MBS	3136A4K40	FNR 2012-17 QC	7/25/2039	2,796,558	\$2,772,368.43	\$2,842,165.68	\$2,019.40	0.85%
MBS	3136A5EV4	FNR 2012-29 AD	8/25/2038	5,693,534	\$5,620,601.23	\$5,636,604.06	\$11,307.70	2.41%
MBS	3136A5GA8	FNR 2012-29 PM	3/25/2042	3,928,042	\$3,762,088.64	\$3,855,813.36	\$9,184.62	2.86%
MBS	3136A63F9	FNR 2012-72 BC	4/25/2042	1,920,001	\$1,799,158.72	\$1,824,050.91	\$4,558.21	3.00%
MBS	3136A6AW4	FNR 2012-52 NB	12/25/2039	4,763,895	\$4,892,375.59	\$4,933,682.42	\$11,971.35	2.91%
MBS	3136A7RU8	FNR 2012-90 CB	4/25/2042	6,019,780	\$5,875,391.67	\$5,943,593.36	\$12,949.64	2.61%
MBS	3136A8SG6	FNR 2012-102 PA	3/25/2041	5,764,820	\$5,887,772.73	\$6,068,205.22	\$10,885.65	2.15%
MBS	3136AAJ30	FNR 2012-137 JA	9/25/2040	19,751,663	\$19,433,759.69	\$19,881,016.56	\$36,973.20	2.23%
MBS	3136ACYK1	FNR 2013-18 NA	12/25/2042	3,674,429	\$3,574,572.96	\$3,610,068.17	\$7,919.29	2.63%
MBS	3136AG3J9	FNR 2013-116 YB	7/25/2043	11,458,551	\$11,416,123.94	\$11,673,215.67	\$21,167.89	2.18%
MBS	3136AKNC3	FNR 2014-39 AB						

Asset Type	Cusip	Description	Maturity Date	Org Face/ Mat Amount	Curr Book Value	Invested Funds	Total Period Earnings	ROI
			9/25/1939	4,916,374	\$4,911,486.36	\$5,003,813.61	\$8,111.14	1.95%
MBS	3136AKNF6	FNR 2014-39 GA	9/25/2039	26,730,114	\$26,800,327.21	\$27,251,440.65	\$49,167.63	2.17%
MBS	3136ANG68	FNR 2015-36 DA	6/25/2045	9,017,723	\$8,838,386.34	\$8,981,008.72	\$15,303.66	2.04%
			6/25/2045	9,890,812	\$9,694,112.05	\$9,850,543.02	\$16,785.35	2.04%
MBS	3136ANT49	FNR 2015-43 QB	12/25/2044	13,740,703	\$13,513,033.33	\$13,704,203.82	\$23,410.32	2.05%
MBS	3136ANXY8	FNR 2015-27 MB	10/25/2044	15,770,150	\$15,457,168.50	\$15,710,538.85	\$30,483.81	2.33%
MBS	3136APF72	FNR 2015-55 PD	3/25/2043	70,780,432	\$0.00	\$39,919,630.69	\$4,010.89	0.12%
				0	\$0.00	\$0.00	\$716,189.83	
MBS	3136APSQ6	FNR 2015-68 DA	9/25/2045	46,088,975	\$45,067,025.39	\$45,362,151.66	\$95,496.26	2.53%
MBS	3136AQJ43	FNR 2015-94 MA	1/25/2046	83,348,848	\$83,911,213.32	\$84,268,848.86	\$199,377.82	2.84%
MBS	3136AQN4	FNR 2015-80 CA	4/25/2040	90,419,070	\$91,521,502.95	\$92,061,894.26	\$192,561.44	2.51%
MBS	3136ARBM9	FNR 2016-2 EZ	2/25/2046	33,657,258	\$32,134,633.69	\$33,405,053.25	\$82,972.68	2.98%
MBS	3137A32Q1	FHR 3763 QA	4/15/2034		\$21,017,681.61	\$4,426,363.79	(\$19,227.17)	-5.21%
MBS	3137A3Y52	FHR 3769 MB	10/15/2038	6,947,567	\$6,894,495.68	\$7,172,273.99	\$12,451.91	2.08%
MBS	3137A6TM4	FHR 3808 A	9/15/2028	2,802,026	\$2,746,346.12	\$2,882,099.31	\$2,155.73	0.90%
MBS	3137ADDB0	FHR 3888 AB	11/15/2040	1,441,576	\$1,412,210.24	\$1,438,821.93	\$2,992.97	2.50%

Asset Type	Cusip	Description	Maturity Date	Org Face/ Mat Amount	Curr Book Value	Invested Funds	Total Period Earnings	ROI
MBS	3137AFBS0	FHR 3926 GP	8/15/2025	2,494,812	\$2,550,958.76	\$2,619,649.23	\$5,702.06	2.61%
MBS	3137AJ3V4	FHR 3954 PD	7/15/2041	1,971,613	\$1,918,156.76	\$1,940,753.35	\$3,605.73	2.23%
MBS	3137AK7K1	FHR 3982 AB	6/15/2036	1,437,712	\$1,457,385.43	\$1,471,996.81	\$2,645.45	2.16%
MBS	3137AKM99	FHR 3979 AD	8/15/2038	1,232,258	\$1,262,574.02	\$1,269,658.79	\$2,813.07	2.66%
MBS	3137ALW47	FHR 3996 TB	2/15/2039	2,608,571	\$2,537,325.55	\$2,621,702.10	(\$133.68)	-0.06%
MBS	3137ASAG9	FHR 4077 BA	5/15/2042	1,337,306	\$1,283,271.76	\$1,312,653.93	\$2,748.69	2.51%
MBS	3137AYQY0	FHR 4165 CA	5/15/2038	6,182,866	\$5,997,815.57	\$6,109,685.46	\$9,438.43	1.85%
MBS	3137B1FV9	FHR 4191 NB	4/15/2043	3,186,567	\$2,968,975.92	\$2,972,005.23	\$6,947.52	2.81%
MBS	3137B4L61	FHR 4253 TD	7/15/2040	2,036,843	\$1,987,519.40	\$2,049,897.98	\$2,835.25	1.66%
MBS	3137B4PQ3	FHR 4246 PC	7/15/2040	6,410,508	\$6,253,142.33	\$6,449,368.39	\$9,019.90	1.68%
MBS	3137B7QN2	FHR 4298 PG	7/15/2043	3,501,093	\$3,461,239.54	\$3,548,357.35	\$7,305.86	2.47%
MBS	3137B7QN2	FHR 4298 PG	4/15/2043	10,126,144	\$10,248,767.90	\$10,326,269.95	\$22,827.71	2.65%
MBS	3137BA6C1	FHR 4332 KE	9/15/2043	9,410,025	\$9,327,476.53	\$9,509,803.09	\$16,869.21	2.13%
MBS	3137BCHB7	FHR 4360 PA	5/15/2038	14,905,381	\$14,668,823.87	\$15,244,379.51	\$21,542.29	1.70%
MBS	3137BCSX7	FHR 4374 PQ	9/15/2041	6,996,030	\$6,720,532.58	\$7,064,591.26	\$13,782.24	2.34%

Asset Type	Cusip	Description	Maturity Date	Org Face/ Mat Amount	Curr Book Value	Invested Funds	Total Period Earnings	ROI
MBS	3137BCZ76	FHR 4379 BH	10/15/2038	37,088,267	\$37,353,556.35	\$37,650,994.84	\$57,471.47	1.83%
MBS	3137BD4V5	FHR 4378 AD	2/15/2044	4,101,038	\$4,056,133.43	\$4,141,115.88	\$7,442.88	2.16%
MBS	3137BDER3	FHR 4388 MC	7/15/2044	9,259,513	\$9,105,277.92	\$9,339,645.03	\$17,011.34	2.19%
MBS	3137BDMU7	FHR 4389 AB	12/15/2043	15,097,169	\$15,026,566.89	\$15,340,116.87	\$31,452.53	2.46%
MBS	3137BDZW9	FHR 4387 KC	2/15/1939	8,701,289	\$8,708,353.83	\$8,828,037.77	\$9,753.65	1.33%
MBS	3137BEK45	FHR 4403 CA	10/15/2044	46,131,828	\$46,396,729.02	\$46,983,882.39	\$104,905.16	2.68%
MBS	3137BFB67	FHR 4413 HP	3/15/2040	36,074,109	\$36,301,812.89	\$37,335,235.70	\$59,788.12	1.92%
MBS	3137BFFV8	FHR 4423 A	10/15/2039	12,656,899	\$12,756,571.82	\$13,048,794.50	\$16,126.12	1.48%
MBS	3137BG4H9	FHR 4425 EA	1/15/2045	19,955,174	\$0.00	\$9,820,915.67	\$2,308.15	0.28%
MBS	3137BG4N6	FHR 4425 HA	1/15/2045	44,579,026	\$0.00	\$21,989,039.22	(\$6,976.62)	-0.38%
			1/15/2045	41,777,680	\$0.00	\$20,595,323.95	(\$6,990.80)	-0.41%
				0	\$0.00	\$0.00	\$412,958.44	
				0	\$0.00	\$0.00	\$415,201.62	
MBS	3137BG7E3	FHR 4429 AP	1/15/2045	20,247,220	\$20,334,965.92	\$20,689,837.28	\$6,857.79	0.40%
MBS	3137BGGX1	FHR 4443 GC	9/15/2044	2,687,990	\$2,598,304.40	\$2,659,782.15	\$5,153.20	2.32%
MBS	3137BHTG2	FHR 4459 DA						

Asset Type	Cusip	Description	Maturity Date	Org Face/ Mat Amount	Curr Book Value	Invested Funds	Total Period Earnings	ROI
			10/15/2035	8,242,227	\$8,228,061.51	\$8,642,431.26	\$13,351.89	1.85%
			10/15/2035	815,191	\$815,144.19	\$856,243.84	\$1,203.81	1.69%
MBS	3137BHU21	FHR 4459 NA						
			11/15/2024	7,694,445	\$7,288,131.89	\$7,884,461.51	\$6,011.27	0.91%
MBS	3137BJ3Q4	FHR 4476 B						
			5/15/2045	9,139,206	\$8,876,742.19	\$9,222,866.60	\$13,084.02	1.70%
MBS	3137BJ6P3	FHR 4478 PC						
			5/15/2045	12,275,516	\$12,197,852.42	\$12,333,742.98	\$19,213.48	1.87%
MBS	3137BJDB6	FHR 4470 MC						
			7/15/2044	19,894,697	\$19,671,139.74	\$19,899,786.53	\$32,902.74	1.98%
MBS	3137BJSV6	FHR 4486 PA						
			3/15/2044	13,231,522	\$13,489,737.89	\$13,525,702.74	\$29,145.96	2.59%
MBS	3137BJVS9	FHR 4479 PQ						
			8/15/2045	16,024,412	\$15,690,920.77	\$16,256,418.79	(\$3,404.54)	-0.25%
MBS	3137BKSP6	FHR 4491 AP						
			9/15/2040	30,527,970	\$30,390,915.59	\$30,652,846.94	\$60,935.15	2.39%
MBS	3137BKTH3	FHR 4491 P						
			7/15/2045	36,178,278	\$36,126,120.72	\$36,390,042.73	\$71,228.78	2.35%
MBS	3137BKX21	FHR 4506 A						
				0	\$0.00	\$0.00	\$587,283.18	
			1/15/2045	53,494,831	\$0.00	\$26,342,325.88	(\$9,361.60)	-0.43%
MBS	3137BLN87	FHR 4522 A						
			12/15/2020	863,679	\$694,186.07	\$865,387.95	\$2,133.86	2.96%
MBS	3137BLNR5	FHR 4522 LA						
			3/15/2020	349,984	\$0.00	\$350,831.80	\$319.06	1.09%
MBS	3137BM3M6	FHR 4530 HE						
			11/30/2045	177,230,711	\$178,653,402.31	\$179,417,265.23	\$419,820.46	2.81%
MBS	3137BM4C7	FHR 4530 TG						
			11/15/2045	148,099,688	\$149,676,870.19	\$150,433,738.58	\$345,593.84	2.76%

Asset Type	Cusip	Description	Maturity Date	Org Face/ Mat Amount	Curr Book Value	Invested Funds	Total Period Earnings	ROI
MBS	3137BMA55	FHR 4539 JA	12/15/2045	87,915,905	\$88,578,139.02	\$88,923,670.68	\$210,245.70	2.84%
MBS	3137BMAH9	FHR 4540 MG	12/15/2045	156,220,000	\$158,000,569.52	\$158,010,723.82	\$380,395.70	2.89%
MBS	3137BMAT3	FHR 4538 AC	12/15/2045	57,311,715	\$55,281,855.71	\$58,483,663.14	\$73,012.73	1.50%
MBS	3137BMAZ9	FHR 4538 DB	12/15/2045	50,534,916	\$50,905,378.30	\$51,552,650.21	\$108,031.03	2.51%
MBS	3137BMNL6	FHR 4546 TH	12/15/2045	49,840,367	\$49,969,636.82	\$50,213,836.98	\$97,094.44	2.32%
MBS	3137BN3B8	FHR 4550 TA	1/15/2045		\$126,047,732.75	\$8,465,502.00	\$12,840.69	1.82%
MBS	3137GAQK6	FHR 3740 KC	7/15/2037	1,041,512	\$1,009,938.34	\$1,059,713.35	\$2,282.06	2.58%
MBS	31393CG80	FNR 2003-57 NA	6/25/2018	1,835,854	\$1,795,898.26	\$1,899,664.71	\$2,138.67	1.35%
MBS	31393KYC3	FHR 2574 HP	2/15/2018	1,683,501	\$1,624,902.13	\$1,739,553.25	\$1,218.27	0.84%
MBS	31394AWF9	FNR 2004-60 JE	4/25/2034	1,339,630	\$1,370,388.54	\$1,398,657.11	\$2,016.28	1.73%
MBS	31394D4X5	FNR 2005-47 HK	6/25/2020	6,016,405	\$5,913,857.78	\$6,220,168.52	\$6,323.83	1.22%
MBS	31394FTZ8	FNR 2005-83 TK	6/25/1934	1,682,700	\$1,461,877.12	\$1,701,471.53	\$2,801.98	1.98%
MBS	31395D2S7	FNR 2006-54 OD	6/25/2035	1,708,143	\$1,623,335.47	\$1,736,582.37	\$2,602.90	1.80%
MBS	31395FAX2	FHR 2836 L	4/15/2034	1,072,936	\$1,079,458.80	\$1,114,440.95	\$2,220.16	2.39%
MBS	31395MQ51	FHR 2935 DC						

Asset Type	Cusip	Description	Maturity Date	Org Face/ Mat Amount	Curr Book Value	Invested Funds	Total Period Earnings	ROI
			2/15/2020	1,490,899	\$1,366,762.45	\$1,542,337.50	(\$1,795.59)	-1.40%
MBS	31396CSM3	FHR 3048 PC	3/15/2035	468,640	\$478,697.97	\$491,030.85	\$1,272.56	3.11%
MBS	31396VMM7	FNR 2007-35 DE	2/25/2036	4,279,365	\$4,186,617.49	\$4,413,937.01	\$7,707.52	2.10%
MBS	31396YG30	FNR 2008-29 BG	12/25/2035	3,800,329	\$3,708,484.94	\$3,912,819.25	\$5,508.49	1.69%
MBS	31397GZL7	FHR 3317 PG	4/15/2036	1,825,713	\$1,770,185.06	\$1,871,362.85	\$2,948.14	1.89%
MBS	31397J5D2	FHR 3331 NV	6/15/2029	1,885,462	\$1,794,569.29	\$1,930,780.87	\$2,968.26	1.84%
MBS	31397QDR6	FNR 2010-150 VU	11/25/2023	5,557,377	\$5,601,257.49	\$5,664,736.25	\$10,070.12	2.13%
MBS	31397QKZ0	FNR 2011-4 JP	6/25/2039	1,315,764	\$1,210,687.66	\$1,329,926.86	\$2,425.97	2.19%
MBS	31397SXE9	FNR 2011-40 DB	9/25/2039	11,338,664	\$11,086,629.42	\$11,664,019.48	\$16,760.05	1.72%
MBS	31397SZT4	FNR 2011-42 DG	11/25/2028	1,631,312	\$1,597,969.76	\$1,669,271.10	\$2,360.95	1.70%
MBS	31397UFG9	FNR 2011-48 VJ	5/25/2040	2,924,115	\$2,728,274.59	\$2,989,577.01	\$2,297.74	0.92%
MBS	31397UXK0	FNR 2011-61 VB	4/25/2040	4,941,438	\$5,138,892.92	\$5,149,205.70	\$10,276.55	2.39%
MBS	31398F3S8	FNR 2009-88 CB	11/25/2039	5,367,285	\$5,628,749.15	\$5,658,905.75	\$18,812.92	3.99%
MBS	31398KZB9	FHR 3598 MA	11/15/1938	957,708	\$871,925.85	\$968,005.20	\$1,875.27	2.32%
MBS	31398MVQ6	FNR 2010-19 VB	2/25/2021	1,580,658	\$1,344,531.83	\$1,598,146.20	\$1,506.40	1.13%

Asset Type	Cusip	Description	Maturity Date	Org Face/ Mat Amount	Curr Book Value	Invested Funds	Total Period Earnings	ROI
MBS	31398N5Q3	FNR 2010-133 A	5/25/1938	14,769,749	\$15,080,577.20	\$15,637,196.49	\$15,033.52	1.15%
MBS	31398NW75	FNR 2010-123 HA	3/25/2024	1,424,268	\$1,387,659.28	\$1,445,157.61	\$786.95	0.65%
MBS	31398NWX8	FNR 2010-111 AE	4/25/2038	8,083,379	\$8,023,751.71	\$8,438,530.41	\$4,986.48	0.71%
MBS	31398PJC4	FNR 2010-35 WA	9/25/2024	775,154	\$759,498.13	\$798,028.60	\$992.79	1.49%
MBS	31398PK65	FNR 2010-48 AP	6/25/2039		\$1,628,476.56	\$753,528.51	\$1,172.77	1.87%
MBS	31398PTT6	FNR 2010-42 AC	10/25/2024	1,447,747	\$1,451,245.30	\$1,502,604.12	\$2,155.50	1.72%
MBS	31398PVW6	FNR 2010-44 PA	9/25/2039		\$921,004.78	\$413,435.18	\$913.71	2.65%
MBS	31398QQG5	FHR 3681 BA	5/15/2020	10,762,123	\$9,962,731.55	\$10,872,614.13	\$6,049.40	0.67%
MBS	31398RE76	FNR 2010-57 DP	8/25/2039	815,724	\$693,196.81	\$826,518.78	\$387.10	0.56%
MBS	31398SC43	FNR 2010-144 YA	11/25/2023	926,847	\$898,166.05	\$942,000.91	\$1,235.30	1.57%
MBS	31398SV83	FNR 2010-154 MK	7/25/1939	7,208,091	\$7,261,232.31	\$7,345,673.73	\$13,258.31	2.17%
MBS	31398T2Q3	FNR 2010-104 BA	2/25/2024	609,319	\$518,267.31	\$613,763.72	\$528.93	1.03%
MBS	31398T4E8	FNR 2010-99 JU	8/25/2040	38,763,731	\$39,273,726.08	\$39,703,828.59	\$84,366.86	2.55%
MBS	31398TPN5	FNR 2010-89 PG	12/25/2039	13,918,129	\$13,912,899.25	\$14,287,330.99	\$16,664.28	1.40%
MBS	31398VLP9	FHR 3656 LV						

Asset Type	Cusip	Description	Maturity Date	Org Face/ Mat Amount	Curr Book Value	Invested Funds	Total Period Earnings	ROI
MBS	31398VVQ6	FHR 3659 VB	5/15/2021	435,265	\$287,011.91	\$437,738.03	\$607.20	1.66%
MBS	38374Y3M3	GNR 2010-87 AD	1/15/2037	12,825,000	\$12,934,592.42	\$13,379,971.95	(\$4,823.51)	-0.43%
MBS	38374YYK3	GNR 2010-95 PC	9/20/2035	159,905	\$0.00	\$160,005.00	\$233.23	1.75%
MBS	38376G2G4	GNR 2011-92 B	12/20/2036	7,401,509	\$6,863,674.24	\$7,517,794.11	\$1,808.79	0.29%
MBS	38376GP46	GNR 2011-49 A	11/16/2044	2,155,411	\$2,184,991.71	\$2,192,950.13	\$4,745.74	2.60%
MBS	38376GP53	GNR 2011-49 AB	7/16/2038	1,087,219	\$1,092,881.57	\$1,098,406.05	\$1,617.12	1.77%
MBS	38376GU73	GNR 2011-78 AB	7/16/2038	3,126,116	\$3,142,132.22	\$3,158,496.10	\$4,170.60	1.58%
MBS	38377MSG2	GNR 2010-144 PA	1/16/2034	8,700,220	\$8,605,834.16	\$8,720,271.60	\$13,298.98	1.83%
MBS	38377YPG9	GNR 2011-138 PN	1/16/2034	107,776	\$106,617.57	\$108,035.76	\$164.18	1.82%
MBS	38378BAA7	GNR 2011-165 A	2/16/2039	5,523,990	\$5,500,101.26	\$5,558,940.14	\$7,489.88	1.62%
MBS	38378BDE6	GNR 2012-19 AB	9/16/1940	650,203	\$642,883.35	\$666,317.81	\$872.00	1.57%
MBS	38378BRK7	GNR 2012-55 A	6/20/2041	470,559	\$466,320.19	\$477,324.57	\$893.49	2.25%
MBS	38378BRT8	GNR 2012-44 A	10/16/2037	1,843,549	\$1,856,356.50	\$1,862,223.93	\$2,765.82	1.78%
MBS			3/16/2034	8,218,727	\$7,407,292.99	\$8,239,931.45	\$6,756.45	0.98%
MBS			8/16/2033	5,476,706	\$5,465,558.99	\$5,497,598.19	\$6,224.64	1.36%
MBS			8/16/2033	1,010,285	\$1,007,582.56	\$1,013,475.39	\$1,165.67	1.38%

Asset Type	Cusip	Description	Maturity Date	Org Face/ Mat Amount	Curr Book Value	Invested Funds	Total Period Earnings	ROI
			4/16/2041	3,346,380	\$3,361,813.87	\$3,372,404.11	\$5,307.49	1.89%
MBS	38378BUJ6	GNR 2012-70 A						
			5/16/2042	1,737,101	\$1,740,628.60	\$1,746,737.43	\$2,103.32	1.44%
MBS	38379CDY9	GNR 2014-81 EH						
			12/20/2042	861,462	\$843,277.54	\$868,122.56	\$1,452.92	2.01%
MBS	38379HEC5	GNR 2014-178 LA						
			6/20/2043	1,666,606	\$1,664,302.50	\$1,669,502.84	\$4,768.98	3.43%
MBS	38379HUQ6	GNR 2014-188 QC						
			9/20/2044	5,983,569	\$5,677,857.33	\$6,021,269.32	\$6,189.58	1.23%
			MBS Totals:		\$1,969,569,021.36	\$1,984,090,421.36	\$5,879,626.27	3.56%

Asset Type	Cusip	Description	Maturity Date	Org Face/ Mat Amount	Curr Book Value	Invested Funds	Total Period Earnings	ROI
MMkt	BAML Fed MMkt 84			1	\$50,070.78	\$48,400.07	\$8.35	0.21%
MMkt	Federated-Raymond			1	\$50,805.15	\$49,109.68	\$7.27	0.18%
MMkt	Invesco-Simmons M			1	\$53,965.47	\$52,164.73	\$9.00	0.21%
MMkt Totals:					\$154,841.40	\$149,674.48	\$24.62	0.20%

Asset Type	Cusip	Description	Maturity Date	Org Face/ Mat Amount	Curr Book Value	Invested Funds	Total Period Earnings	ROI
Muni	04108NZ88	ARSDEV 1.197 10/01/	10/1/2017	1,235,000	\$1,235,000.00	\$1,235,000.00	\$1,231.91	1.20%
Muni	04108NZ96	ARSDEV 1.618 10/01/	10/1/2018	1,250,000	\$1,250,000.00	\$1,250,000.00	\$1,685.42	1.62%
Muni	782816AC6	RUSWTR 2 07/01/18	7/1/2018	1,000,000	\$1,000,000.00	\$1,013,187.78	\$1,233.33	1.46%
Muni	83712TDA6	SCSHSG 2.95 01/01/4	1/1/2041	1,105,000	\$1,105,000.00	\$1,100,862.67	\$2,730.22	2.98%
				0	\$0.00	\$0.00		
			Muni Totals:		\$4,590,000.00	\$4,599,050.45	\$6,880.89	1.80%

Asset Type	Cusip	Description	Maturity Date	Org Face/ Mat Amount	Curr Book Value	Invested Funds	Total Period Earnings	ROI
				Report Totals:	\$4,344,566,651.45	\$3,114,874,436.09	\$6,838,258.98	2.63%

Consolidated ROI Report

Validated Through: 3/31/2016

Asset Type	Cusip	Description	Maturity Date	Org Face/ Mat Amount	Curr Book Value	Invested Funds	Total Period Earnings	ROI
CP	1513E2C74	CENTEN CP 03/07/16	3/7/2016	50,000,000	\$50,000,000.00	\$9,997,666.67	\$10,000.00	1.20%
CP	1513E2CA7	CENTEN 0 03/10/16	3/10/2016	14,000,000	\$14,000,000.00	\$466,653.70	\$388.89	1.00%
CP	1513E2CB5	CENTEN 0 03/11/16	3/11/2016	10,000,000	\$10,000,000.00	\$2,665,955.55	\$2,666.67	1.20%
			3/11/2016	35,000,000	\$35,000,000.00	\$9,330,844.45	\$9,333.33	1.20%
			3/11/2016	79,000,000	\$79,000,000.00	\$10,531,987.41	\$10,094.44	1.15%
CP	1513E2CJ8	CENTEN CP 03/18/16	3/18/2016	5,499,000	\$5,499,000.00	\$183,294.65	\$160.39	1.05%
CP	1513E2CM1	CENTEN 0 03/21/16	3/21/2016	24,000,000	\$24,000,000.00	\$2,399,790.00	\$2,100.00	1.05%
CP	1513E2CP4	CENTEN CP 03/23/16	3/23/2016	17,500,000	\$17,500,000.00	\$583,317.13	\$486.11	1.00%
			3/23/2016	8,000,000	\$8,000,000.00	\$266,658.89	\$233.33	1.05%
CP	1513E2CQ2	CENTEN 0 03/24/16	3/24/2016	30,000,000	\$30,000,000.00	\$12,993,897.22	\$14,083.33	1.30%
CP	1513E2CU3	CENTEN 0 03/28/16	3/28/2016	41,000,000	\$41,000,000.00	\$19,124,404.45	\$19,133.33	1.20%
			3/28/2016	18,000,000	\$18,000,000.00	\$2,399,733.33	\$2,000.00	1.00%
CP	1513E2CV1	CENTEN 0 03/29/16	3/29/2016	36,500,000	\$36,500,000.00	\$1,216,632.87	\$1,013.89	1.00%
CP	1513E2CX7	CENTEN 0 03/31/16	3/31/2016	45,000,000	\$45,000,000.00	\$10,497,856.25	\$9,187.50	1.05%
			3/31/2016	38,500,000	\$38,500,000.00	\$2,566,524.07	\$2,138.89	1.00%
CP	1513E2D16	CENTEN 0 04/01/16						

Asset Type	Cusip	Description	Maturity Date	Org Face/ Mat Amount	Curr Book Value	Invested Funds	Total Period Earnings	ROI
			4/1/2016	30,000,000	\$30,000,000.00	\$20,982,850.00	\$24,500.00	1.40%
			4/1/2016	11,000,000	\$11,000,000.00	\$8,060,504.63	\$8,402.78	1.25%
CP	1513E2DS7	CENTEN 0 04/26/16						
			4/26/2016	10,000,000	\$10,000,000.00	\$2,996,600.00	\$3,000.00	1.20%
CP	16952MCJ2	CIMCHK CP 03/18/16						
			3/18/2016	100,000,000	\$100,000,000.00	\$26,661,629.63	\$18,888.89	0.85%
CP	16953JCA7	CHIPOW CP 03/10/16						
			3/10/2016	8,000,000	\$8,000,000.00	\$266,661.48	\$155.56	0.70%
CP	19214ACA5	COFBOC 0 03/10/16						
			3/10/2016	8,986,000	\$8,986,000.00	\$299,526.68	\$199.69	0.80%
CP	24409TCB7	DERPRK 0 03/11/16						
			3/11/2016	20,000,000	\$20,000,000.00	\$2,666,325.93	\$2,555.56	1.15%
CP	24409TCN1	DERPRK 0 03/22/16						
			3/22/2016	2,000,000	\$2,000,000.00	\$466,560.50	\$455.00	1.17%
CP	24409TCQ4	DERPRK 0 03/24/16						
			3/24/2016	50,000,000	\$50,000,000.00	\$21,656,651.85	\$23,111.11	1.28%
CP	24409TCU5	DERPRK 0 03/28/16						
			3/28/2016	50,000,000	\$50,000,000.00	\$23,321,718.52	\$24,888.89	1.28%
CP	24409TCV3	DERPRK 0 03/29/16						
			3/29/2016	25,000,000	\$25,000,000.00	\$6,664,962.96	\$6,388.89	1.15%
			3/29/2016	50,000,000	\$50,000,000.00	\$23,321,809.23	\$24,694.50	1.27%
			3/29/2016	25,000,000	\$25,000,000.00	\$5,831,994.91	\$5,736.11	1.18%
CP	24409TD18	DERPRK 0 04/01/16						
			4/1/2016	25,000,000	\$25,000,000.00	\$3,332,888.89	\$3,333.33	1.20%
CP	24409TD83	DERPRK 0 04/08/16						
			4/8/2016	50,000,000	\$50,000,000.00	\$4,998,402.78	\$4,791.67	1.15%
CP	24409TDN0	DERPRK 0 04/22/16						
			4/22/2016	50,000,000	\$50,000,000.00	\$16,646,574.07	\$19,444.45	1.40%
			4/22/2016	25,000,000	\$25,000,000.00	\$8,323,287.04	\$9,722.22	1.40%

Asset Type	Cusip	Description	Maturity Date	Org Face/ Mat Amount	Curr Book Value	Invested Funds	Total Period Earnings	ROI
CP	24409TDS9	DERPRK 0 04/26/16	4/26/2016	45,000,000	\$45,000,000.00	\$13,482,150.00	\$15,750.00	1.40%
			4/26/2016	25,000,000	\$25,000,000.00	\$6,658,233.33	\$7,666.67	1.38%
CP	29251UC22	ENBUS CP 03/02/16	3/2/2016	10,700,000	\$10,700,000.00	\$356,279.29	\$341.81	1.15%
CP	29251UC48	ENBUS CP 03/04/16	3/4/2016	10,000,000	\$10,000,000.00	\$999,786.11	\$916.67	1.10%
CP	29251UCJ5	ENBUS CP 03/18/16	3/18/2016	15,000,000	\$15,000,000.00	\$8,491,287.50	\$8,712.50	1.23%
			3/18/2016	18,000,000	\$18,000,000.00	\$10,192,979.00	\$10,030.00	1.18%
CP	29251UCQ9	ENBUS CP 03/24/16	3/24/2016	25,000,000	\$25,000,000.00	\$19,148,985.42	\$19,645.83	1.23%
CP	29251UCW6	ENBUS 0 03/30/16	3/30/2016	40,000,000	\$40,000,000.00	\$17,326,448.15	\$15,888.89	1.10%
CP	29251UD13	ENBUS CP 04/01/16	4/1/2016	25,000,000	\$25,000,000.00	\$25,759,665.27	\$25,402.78	1.18%
			4/1/2016	45,000,000	\$45,000,000.00	\$46,402,350.00	\$46,500.00	1.20%
			4/1/2016	25,000,000	\$25,000,000.00	\$25,779,083.33	\$25,833.33	1.20%
CP	29251UD54	ENBUS CP 04/05/16	4/5/2016	2,000,000	\$2,000,000.00	\$2,063,868.06	\$2,152.78	1.25%
CP	29251UDF2	ENBUS CP 04/15/16	4/15/2016	10,000,000	\$10,000,000.00	\$10,314,302.78	\$11,194.44	1.30%
CP	29251UDN5	ENBUS CP 04/22/16	4/22/2016	4,000,000	\$4,000,000.00	\$1,198,770.00	\$1,230.00	1.23%
CP	29251UDR6	ENBUS CP 04/25/16	4/25/2016	20,000,000	\$20,000,000.00	\$2,664,115.56	\$2,733.33	1.23%
CP	29251UDS4	ENBUS 0 04/26/16	4/26/2016	70,000,000	\$70,000,000.00	\$20,975,605.00	\$21,525.00	1.23%
CP	2925A2C99	EEP CP 03/09/16						

Asset Type	Cusip	Description	Maturity Date	Org Face/ Mat Amount	Curr Book Value	Invested Funds	Total Period Earnings	ROI
			3/9/2016	15,000,000	\$15,000,000.00	\$999,936.11	\$958.33	1.15%
CP	29380BC44	EPDCP 0 03/04/16	3/4/2016	100,000,000	\$100,000,000.00	\$9,990,527.78	\$9,166.67	1.10%
CP	3016E2CJ0	EXEGEN CP 03/18/16	3/18/2016	30,000,000	\$30,000,000.00	\$16,973,083.33	\$14,166.67	1.00%
CP	3024X2CX2	FTI CP 03/31/16	3/31/2016	12,821,000	\$12,821,000.00	\$4,272,598.25	\$3,205.25	0.90%
CP	61979JC47	MOTIVA CP 03/04/16	3/4/2016	25,000,000	\$25,000,000.00	\$2,499,513.89	\$2,083.33	1.00%
CP	61979JCB1	MOTIVA CP 03/11/16	3/11/2016	4,200,000	\$4,200,000.00	\$1,398,953.50	\$1,365.00	1.17%
CP	61979JCE5	MOTIVA CP 03/14/16	3/14/2016	25,000,000	\$25,000,000.00	\$10,819,352.31	\$9,118.06	1.01%
CP	61979JCP0	MOTIVA CP 03/23/16	3/23/2016	36,441,000	\$36,441,000.00	\$15,784,428.26	\$15,396.32	1.17%
CP	61979JCU9	MOTIVA CP 03/28/16	3/28/2016	50,000,000	\$50,000,000.00	\$44,941,500.00	\$45,000.00	1.20%
CP	61979JCV7	MOTIVA CP 03/29/16	3/29/2016	18,752,000	\$18,752,000.00	\$8,122,638.89	\$7,448.71	1.10%
CP	61979JDD6	MOTIVA CP 04/13/16	4/13/2016	25,000,000	\$25,000,000.00	\$25,785,182.87	\$26,263.89	1.22%
CP	61979JDS3	MOTIVA 0 04/26/16	4/26/2016	29,850,000	\$29,850,000.00	\$8,943,244.07	\$10,372.88	1.39%
			4/26/2016	25,000,000	\$25,000,000.00	\$7,490,154.15	\$8,687.51	1.39%
CP	63707QCV6	NATOIL 0 03/29/16	3/29/2016	50,000,000	\$50,000,000.00	\$21,659,625.00	\$16,250.00	0.90%
			3/29/2016	30,000,000	\$30,000,000.00	\$12,995,775.00	\$9,750.00	0.90%
CP	68268TC16	OKSPP CP 03/01/16	3/1/2016	5,000,000	\$5,000,000.00	\$0.00	\$0.00	

Asset Type	Cusip	Description	Maturity Date	Org Face/ Mat Amount	Curr Book Value	Invested Funds	Total Period Earnings	ROI
			3/1/2016	10,000,000	\$10,000,000.00	\$0.00	\$0.00	
CP	68268TC32	OKSPP CP 03/03/16						
			3/3/2016	19,910,000	\$19,910,000.00	\$1,326,536.93	\$1,493.25	1.35%
CP	68268TC81	OKSPP CP 03/08/16						
			3/8/2016	10,000,000	\$10,000,000.00	\$2,332,370.83	\$2,625.00	1.35%
CP	68268TC99	OKSPP CP 03/09/16						
			3/9/2016	10,000,000	\$10,000,000.00	\$1,999,666.67	\$1,666.67	1.00%
CP	68268TCB4	OKSPP 0 03/11/16						
			3/11/2016	20,000,000	\$20,000,000.00	\$6,661,166.67	\$7,500.00	1.35%
			3/11/2016	18,000,000	\$18,000,000.00	\$5,994,976.67	\$6,850.00	1.37%
CP	68268TCJ7	OKSPP CP 03/18/16						
			3/18/2016	25,000,000	\$25,000,000.00	\$14,155,510.42	\$15,937.50	1.35%
CP	68268TCU2	OKSPP CP 03/28/16						
			3/28/2016	5,000,000	\$5,000,000.00	\$2,831,527.08	\$3,187.50	1.35%
CP	68268TD15	OKSPP 0 04/01/16						
			4/1/2016	50,000,000	\$50,000,000.00	\$51,535,002.77	\$59,847.22	1.39%
CP	68268TD80	OKSPP 0 04/08/16						
			4/8/2016	15,000,000	\$15,000,000.00	\$3,998,000.00	\$4,000.00	1.20%
CP	68268TDE7	OKSPP 0 04/14/16						
			4/14/2016	20,000,000	\$20,000,000.00	\$20,618,720.00	\$24,800.00	1.44%
CP	68268TDF4	OKSPP 0 04/15/16						
			4/15/2016	50,000,000	\$50,000,000.00	\$51,507,074.08	\$59,847.22	1.39%
CP	81900PCP8	SHAGAN CP 03/23/16						
			3/23/2016	12,500,000	\$12,500,000.00	\$2,499,625.00	\$1,875.00	0.90%
			CP Totals:		\$2,129,159,000.00	\$831,674,765.07	\$847,674.76	1.22%

Asset Type	Cusip	Description	Maturity Date	Org Face/ Mat Amount	Curr Book Value	Invested Funds	Total Period Earnings	ROI
DDA	1st Security DDA 02			1	\$7,486.09	\$7,734.68	\$2.86	0.44%
DDA	Bank of America DD			1	\$1,978,260.85	\$8,658,598.13	\$577.34	0.08%
DDA	Bank of Ozarks DDA			1	\$400,176,592.62	\$230,886,703.02	\$142,327.42	0.74%
DDA	Centennial DDA 965			1	\$31,637,160.46	\$57,144,429.14	\$32,877.62	0.69%
DDA	ICS-Centennial DDA			1	\$35,031,559.50	\$36,192,785.94	\$20,823.25	0.69%
DDA	Regions DDA 6470			1	\$140,934.08	\$6,932,962.81	\$398.88	0.07%
DDA	Simmons DDA 4368			1	\$16,994,331.17	\$15,172,307.21	\$7,482.23	0.59%
DDA	US Bank DDA 0126			1	\$140,819.08	\$105,512.02	\$3.04	0.03%
DDA Totals:					\$486,107,143.85	\$355,101,032.94	\$204,492.64	0.69%

Asset Type	Cusip	Description	Maturity Date	Org Face/ Mat Amount	Curr Book Value	Invested Funds	Total Period Earnings	ROI
MBS	3136A0RU3	FNR 2011-80 BA	11/25/2037	2,831,372	\$2,078,584.09	\$2,847,420.62	\$2,995.96	1.26%
MBS	3136A1KJ3	FNR 2011-99 DV	1/25/2026	13,598,443	\$13,100,122.25	\$14,015,071.90	\$16,869.32	1.44%
MBS	3136A3AS0	FNR 2011-145 JA	12/25/2041	5,577,028	\$5,601,831.87	\$5,875,770.84	\$6,673.02	1.36%
MBS	3136A4FC8	FNR 2012-23 PC	3/25/2040	5,008,237	\$4,903,407.93	\$4,994,109.50	\$9,111.09	2.19%
MBS	3136A4K40	FNR 2012-17 QC	7/25/2039	2,730,568	\$2,667,469.52	\$2,772,368.43	\$1,516.88	0.66%
MBS	3136A5EV4	FNR 2012-29 AD	8/25/2038	5,675,712	\$5,534,606.04	\$5,620,601.23	\$12,031.03	2.57%
MBS	3136A5GA8	FNR 2012-29 PM	3/25/2042	3,831,680	\$3,614,839.77	\$3,762,088.64	\$10,017.16	3.20%
MBS	3136A63F9	FNR 2012-72 BC	4/25/2042	1,892,951	\$1,765,785.91	\$1,799,158.72	\$4,864.06	3.24%
MBS	3136A6AW4	FNR 2012-52 NB	12/25/2039	4,724,511	\$4,730,907.58	\$4,892,375.59	\$7,754.27	1.90%
MBS	3136A7RU8	FNR 2012-90 CB	4/25/2042	5,948,661	\$5,750,233.56	\$5,875,391.67	\$13,396.22	2.74%
MBS	3136A8SG6	FNR 2012-102 PA	3/25/2041	5,595,120	\$5,721,394.64	\$5,887,772.73	\$11,564.59	2.36%
MBS	3136AAJ30	FNR 2012-137 JA	9/25/2040	19,308,582	\$19,114,848.70	\$19,433,759.69	\$36,926.57	2.28%
MBS	3136ACYK1	FNR 2013-18 NA	12/25/2042	3,637,139	\$3,448,794.43	\$3,574,572.96	\$9,676.79	3.25%
MBS	3136AG3J9	FNR 2013-116 YB	7/25/2043	11,208,938	\$11,060,912.54	\$11,416,123.94	\$19,837.41	2.09%
MBS	3136AKNC3	FNR 2014-39 AB						

Asset Type	Cusip	Description	Maturity Date	Org Face/ Mat Amount	Curr Book Value	Invested Funds	Total Period Earnings	ROI
			9/25/1939	4,828,227	\$4,765,396.27	\$4,911,486.36	\$7,181.22	1.75%
MBS	3136AKNF6	FNR 2014-39 GA	9/25/2039	26,296,659	\$26,084,155.13	\$26,800,327.21	\$43,908.64	1.97%
MBS	3136ANG68	FNR 2015-36 DA	6/25/2045	8,874,826	\$8,699,133.46	\$8,838,386.34	\$15,102.37	2.05%
			6/25/2045	9,734,080	\$9,541,376.82	\$9,694,112.05	\$16,564.57	2.05%
MBS	3136ANT49	FNR 2015-43 QB	12/25/2044	13,549,023	\$13,323,322.70	\$13,513,033.33	\$23,086.96	2.05%
MBS	3136ANXY8	FNR 2015-27 MB	10/25/2044	15,512,579	\$15,199,528.03	\$15,457,168.50	\$30,206.27	2.35%
MBS	3136APSQ6	FNR 2015-68 DA	9/25/2045	45,775,167	\$44,758,024.48	\$45,067,025.39	\$95,457.25	2.54%
MBS	3136AQJ43	FNR 2015-94 MA	1/25/2046	83,000,207	\$83,525,843.39	\$83,911,213.32	\$198,249.56	2.84%
MBS	3136AQN4	FNR 2015-80 CA	4/25/2040	89,912,165	\$90,343,268.85	\$91,521,502.95	\$180,513.42	2.37%
MBS	3136ARBM9	FNR 2016-2 EZ	2/25/2046	32,373,985	\$31,570,311.38	\$32,134,633.69	\$74,853.01	2.80%
MBS	3137A32Q1	FHR 3763 QA	4/15/2034	20,465,490	\$20,076,458.91	\$21,017,681.61	\$23,871.31	1.36%
MBS	3137A3Y52	FHR 3769 MB	10/15/2038	6,683,390	\$6,553,018.43	\$6,894,495.68	\$10,077.59	1.75%
MBS	3137A6TM4	FHR 3808 A	9/15/2028	2,673,457	\$2,593,701.73	\$2,746,346.12	\$1,604.34	0.70%
MBS	3137ADDB0	FHR 3888 AB	11/15/2040	1,414,675	\$1,368,055.85	\$1,412,210.24	\$2,982.57	2.53%
MBS	3137AFBS0	FHR 3926 GP	8/15/2025	2,432,893	\$2,419,279.44	\$2,550,958.76	\$2,742.40	1.29%
MBS	3137AJ3V4	FHR 3954 PD						

Asset Type	Cusip	Description	Maturity Date	Org Face/ Mat Amount	Curr Book Value	Invested Funds	Total Period Earnings	ROI
			7/15/2041	1,948,697	\$1,880,557.89	\$1,918,156.76	\$3,753.29	2.35%
MBS	3137AK7K1	FHR 3982 AB						
			6/15/2036		\$2,773,249.03	\$2,036,891.76	\$2,453.76	1.45%
			6/15/2036	1,424,649	\$1,388,600.00	\$1,457,385.43	\$1,986.20	1.64%
MBS	3137AKM99	FHR 3979 AD						
			8/15/2038	1,225,954	\$1,242,313.36	\$1,262,574.02	\$2,424.40	2.30%
MBS	3137ALW47	FHR 3996 TB						
			2/15/2039	2,529,219	\$2,503,909.72	\$2,537,325.55	\$4,762.41	2.25%
MBS	3137ASAG9	FHR 4077 BA						
			5/15/2042	1,307,404	\$1,245,580.26	\$1,283,271.76	\$2,845.15	2.66%
MBS	3137AYQY0	FHR 4165 CA						
			5/15/2038	6,067,998	\$5,886,570.45	\$5,997,815.57	\$9,176.63	1.84%
MBS	3137B1FV9	FHR 4191 NB						
			4/15/2043	3,179,910	\$2,877,156.77	\$2,968,975.92	\$13,132.77	5.31%
MBS	3137B4L61	FHR 4253 TD						
			7/15/2040	6,215,946	\$5,783,382.78	\$6,253,142.33	\$7,005.49	1.34%
			7/15/2040	1,975,024	\$1,838,208.31	\$1,987,519.40	\$2,173.89	1.31%
MBS	3137B4PQ3	FHR 4246 PC						
			7/15/2043	3,415,422	\$3,279,580.64	\$3,461,239.54	\$5,862.40	2.03%
MBS	3137B7QN2	FHR 4298 PG						
			4/15/2043	10,051,129	\$9,637,765.95	\$10,248,767.90	\$12,418.12	1.45%
MBS	3137BA6C1	FHR 4332 KE						
			9/15/2043	9,230,434	\$8,883,666.63	\$9,327,476.53	\$13,684.62	1.76%
MBS	3137BCHB7	FHR 4360 PA						
			5/15/2038	14,345,547	\$14,001,622.56	\$14,668,823.87	\$15,153.45	1.24%
MBS	3137BCSX7	FHR 4374 PQ						
			9/15/2041	6,658,594	\$6,262,688.40	\$6,720,532.58	\$12,273.56	2.19%
MBS	3137BCZ76	FHR 4379 BH						
			10/15/2038	36,810,624	\$35,606,850.01	\$37,353,556.35	\$38,340.02	1.23%

Asset Type	Cusip	Description	Maturity Date	Org Face/ Mat Amount	Curr Book Value	Invested Funds	Total Period Earnings	ROI
MBS	3137BD4V5	FHR 4378 AD	2/15/2044	4,017,156	\$3,854,303.90	\$4,056,133.43	\$6,164.95	1.82%
MBS	3137BDER3	FHR 4388 MC	7/15/2044	9,027,425	\$8,762,239.44	\$9,105,277.92	\$15,661.61	2.06%
MBS	3137BDMU7	FHR 4389 AB	12/15/2043	14,789,910	\$14,317,408.69	\$15,026,566.89	\$24,543.77	1.96%
MBS	3137BDZW9	FHR 4387 KC	2/15/1939	8,591,792	\$8,160,345.89	\$8,708,353.83	\$8,380.75	1.15%
MBS	3137BEK45	FHR 4403 CA	10/15/2044	45,555,099	\$44,419,303.50	\$46,396,729.02	\$78,659.84	2.03%
MBS	3137BFB67	FHR 4413 HP	3/15/2040	35,086,114	\$34,475,763.61	\$36,301,812.89	\$31,872.63	1.05%
MBS	3137BFFV8	FHR 4423 A	10/15/2039	12,385,466	\$12,474,475.07	\$12,756,571.82	\$16,080.24	1.51%
MBS	3137BG7E3	FHR 4429 AP	1/15/2045	19,944,545	\$19,963,745.85	\$20,334,965.92	\$5,294.97	0.31%
MBS	3137BGGX1	FHR 4443 GC	9/15/2044	2,625,839	\$2,455,048.88	\$2,598,304.40	\$5,979.74	2.76%
MBS	3137BHTG2	FHR 4459 DA	10/15/2035	7,852,283	\$7,851,067.52	\$8,228,061.51	\$14,114.41	2.06%
			10/15/2035	776,624	\$777,448.89	\$815,144.19	\$986.96	1.45%
MBS	3137BHU21	FHR 4459 NA	11/15/2024	7,117,752	\$6,698,802.13	\$7,288,131.89	\$2,737.88	0.45%
MBS	3137BJ3Q4	FHR 4476 B	5/15/2045	8,799,038	\$8,335,402.64	\$8,876,742.19	\$10,839.81	1.47%
MBS	3137BJ6P3	FHR 4478 PC	5/15/2045	12,140,871	\$11,459,348.43	\$12,197,852.42	\$16,217.28	1.60%
MBS	3137BJDB6	FHR 4470 MC	7/15/2044	19,666,305	\$19,436,306.98	\$19,671,139.74	\$32,525.19	1.98%

Asset Type	Cusip	Description	Maturity Date	Org Face/ Mat Amount	Curr Book Value	Invested Funds	Total Period Earnings	ROI
MBS	3137BJSV6	FHR 4486 PA	3/15/2044	13,199,490	\$13,194,327.17	\$13,489,737.89	\$23,559.51	2.10%
MBS	3137BJVS9	FHR 4479 PQ	8/15/2045	15,509,056	\$15,074,968.81	\$15,690,920.77	(\$3,152.29)	-0.24%
MBS	3137BKSP6	FHR 4491 AP	9/15/2040	30,268,704	\$29,771,527.68	\$30,390,915.59	\$59,003.73	2.33%
MBS	3137BKTH3	FHR 4491 P	7/15/2045	35,918,499	\$35,844,836.52	\$36,126,120.72	\$70,626.76	2.35%
MBS	3137BLN87	FHR 4522 A	12/15/2020	693,222	\$465,995.06	\$694,186.07	\$1,742.92	3.01%
MBS	3137BLZE1	FHR 4526 AJ	7/15/2023		\$3,874,259.99	\$2,094,881.11	\$2,657.13	1.52%
MBS	3137BM3M6	FHR 4530 HE	11/30/2045	176,490,104	\$172,190,950.49	\$178,653,402.31	\$349,527.26	2.35%
MBS	3137BM4C7	FHR 4530 TG	11/15/2045	147,367,475	\$144,443,098.85	\$149,676,870.19	\$275,202.85	2.21%
MBS	3137BMA55	FHR 4539 JA	12/15/2045	87,579,918	\$85,615,154.10	\$88,578,139.02	\$180,118.15	2.44%
MBS	3137BMAH9	FHR 4540 MG	12/15/2045	156,220,000	\$157,990,415.22	\$158,000,569.52	\$380,395.70	2.89%
MBS	3137BMAT3	FHR 4538 AC	12/15/2045	54,180,174	\$53,578,837.15	\$55,281,855.71	\$95,592.82	2.08%
MBS	3137BMAZ9	FHR 4538 DB	12/15/2045	49,905,950	\$50,242,685.60	\$50,905,378.30	\$106,296.91	2.51%
MBS	3137BMGH3	FHR 4535 AC	8/15/2021		\$2,872,034.60	\$1,639,563.62	\$2,147.52	1.57%
MBS	3137BMNL6	FHR 4546 TH	12/15/2045	49,602,906	\$49,716,863.23	\$49,969,636.82	\$96,584.80	2.32%
MBS	3137BMSS6	FHR 4548 GC						

Asset Type	Cusip	Description	Maturity Date	Org Face/ Mat Amount	Curr Book Value	Invested Funds	Total Period Earnings	ROI
			7/15/2021		\$2,685,158.82	\$1,608,799.35	\$1,587.99	1.18%
MBS	3137BMWE2	FHR 4549 TA	9/15/2019		\$907,983.89	\$577,838.76	\$447.17	0.93%
MBS	3137BN3B8	FHR 4550 TA	1/15/2045	125,890,454	\$125,074,022.78	\$126,047,732.75	\$207,354.82	1.97%
MBS	3137GAQK6	FHR 3740 KC	7/15/2037	992,927	\$886,279.86	\$1,009,938.34	\$908.01	1.08%
MBS	31393CG80	FNR 2003-57 NA	6/25/2018	1,737,598	\$1,676,869.08	\$1,795,898.26	\$1,499.50	1.00%
MBS	31393KYC3	FHR 2574 HP	2/15/2018	1,574,646	\$1,502,053.94	\$1,624,902.13	\$771.24	0.57%
MBS	31394AWF9	FNR 2004-60 JE	4/25/2034	1,315,485	\$1,294,963.92	\$1,370,388.54	\$1,090.53	0.95%
MBS	31394D4X5	FNR 2005-47 HK	6/25/2020	5,726,332	\$5,602,604.20	\$5,913,857.78	\$5,730.15	1.16%
MBS	31394FTZ8	FNR 2005-83 TK	6/25/1934	1,447,315	\$1,235,870.93	\$1,461,877.12	\$2,452.43	2.01%
MBS	31395D2S7	FNR 2006-54 OD	6/25/2035	1,600,834	\$1,493,781.62	\$1,623,335.47	\$2,291.89	1.69%
MBS	31395FAX2	FHR 2836 L	4/15/2034	1,039,757	\$1,072,385.02	\$1,079,458.80	\$3,141.21	3.49%
MBS	31395MQ51	FHR 2935 DC	2/15/2020	1,322,711	\$1,280,797.47	\$1,366,762.45	\$418.78	0.37%
MBS	31396ABX1	FHR 3033 CI	1/15/2035		\$2,199,522.87	\$704,749.40	(\$1,501.55)	-2.56%
MBS	31396CSM3	FHR 3048 PC	3/15/2035	457,183	\$434,557.87	\$478,697.97	(\$160.57)	-0.40%
MBS	31396VMM7	FNR 2007-35 DE	2/25/2036	4,062,169	\$3,932,380.44	\$4,186,617.49	\$6,246.25	1.79%

Asset Type	Cusip	Description	Maturity Date	Org Face/ Mat Amount	Curr Book Value	Invested Funds	Total Period Earnings	ROI
MBS	31396YG30	FNR 2008-29 BG	12/25/2035	3,605,371	\$3,476,351.59	\$3,708,484.94	\$4,377.70	1.42%
MBS	31397GZL7	FHR 3317 PG	4/15/2036	1,729,194	\$1,665,427.37	\$1,770,185.06	\$2,203.78	1.49%
MBS	31397J5D2	FHR 3331 NV	6/15/2029	1,754,138	\$1,599,070.35	\$1,794,569.29	\$1,390.36	0.93%
MBS	31397QDR6	FNR 2010-150 VU	11/25/2023	5,502,353	\$5,119,143.28	\$5,601,257.49	\$2,795.41	0.60%
MBS	31397QKB3	FNR 2011-8 VG	12/25/2023		\$5,122,402.82	\$2,757,753.20	\$7,787.41	3.39%
MBS	31397QKZ0	FNR 2011-4 JP	6/25/2039	1,198,485	\$1,041,572.18	\$1,210,687.66	\$1,753.21	1.74%
MBS	31397SXE9	FNR 2011-40 DB	9/25/2039	10,782,310	\$10,483,370.85	\$11,086,629.42	\$14,610.31	1.58%
MBS	31397SZT4	FNR 2011-42 DG	11/25/2028	1,562,408	\$1,518,418.21	\$1,597,969.76	\$2,045.96	1.54%
MBS	31397UFG9	FNR 2011-48 VJ	5/25/2040	2,672,699	\$2,456,718.30	\$2,728,274.59	\$1,660.80	0.73%
MBS	31397UXK0	FNR 2011-61 VB	4/25/2040	4,941,438	\$5,129,869.86	\$5,138,892.92	\$11,566.26	2.70%
MBS	31398F3S8	FNR 2009-88 CB	11/25/2039	5,338,443	\$5,355,698.02	\$5,628,749.15	\$5,960.46	1.27%
MBS	31398KZB9	FHR 3598 MA	11/15/1938	863,345	\$752,290.50	\$871,925.85	\$1,460.33	2.01%
MBS	31398MVQ6	FNR 2010-19 VB	2/25/2021	1,332,123	\$1,059,212.62	\$1,344,531.83	\$2,130.65	1.90%
MBS	31398N5Q3	FNR 2010-133 A	5/25/1938	14,265,791	\$14,615,239.76	\$15,080,577.20	\$18,892.18	1.50%
MBS	31398NW75	FNR 2010-123 HA						

Asset Type	Cusip	Description	Maturity Date	Org Face/ Mat Amount	Curr Book Value	Invested Funds	Total Period Earnings	ROI
MBS	31398NWX8	FNR 2010-111 AE	3/25/2024	1,368,950	\$1,329,908.04	\$1,387,659.28	\$777.79	0.67%
MBS	31398PJC4	FNR 2010-35 WA	4/25/2038	7,700,663	\$7,523,214.39	\$8,023,751.71	\$1,393.16	0.21%
MBS	31398PK65	FNR 2010-48 AP	9/25/2024	738,215	\$726,569.48	\$759,498.13	\$1,076.85	1.70%
MBS	31398PTT6	FNR 2010-42 AC	6/25/2039	1,610,221	\$1,399,240.01	\$1,628,476.56	\$2,757.16	2.03%
MBS	31398PVW6	FNR 2010-44 PA	10/25/2024	1,399,059	\$1,392,308.71	\$1,451,245.30	\$1,780.29	1.47%
MBS	31398QQG5	FHR 3681 BA	9/25/2039	908,680	\$765,431.60	\$921,004.78	\$1,005.12	1.31%
MBS	31398RE76	FNR 2010-57 DP	5/15/2020	9,866,370	\$9,177,985.44	\$9,962,731.55	\$6,406.34	0.77%
MBS	31398SC43	FNR 2010-144 YA	8/25/2039	684,734	\$647,532.30	\$693,196.81	\$1,148.19	1.99%
MBS	31398SV83	FNR 2010-154 MK	11/25/2023	884,094	\$868,014.13	\$898,166.05	\$1,456.83	1.95%
MBS	31398T2Q3	FNR 2010-104 BA	7/25/1939	7,128,411	\$6,845,350.98	\$7,261,232.31	\$7,177.71	1.19%
MBS	31398T4E8	FNR 2010-99 JU	2/25/2024	515,071	\$394,362.42	\$518,267.31	\$393.97	0.91%
MBS	31398TPN5	FNR 2010-89 PG	8/25/2040	38,346,171	\$38,253,539.41	\$39,273,726.08	\$69,327.44	2.12%
MBS	31398VLP9	FHR 3656 LV	12/25/2039	13,561,829	\$13,359,508.29	\$13,912,899.25	\$11,853.86	1.02%
MBS	31398VTN6	FHR 3659 BC	5/15/2021	285,746	\$154,413.11	\$287,011.91	\$414.01	1.73%
			11/15/2034		\$1,792,056.09	\$960,634.73	(\$43.01)	-0.05%

Asset Type	Cusip	Description	Maturity Date	Org Face/ Mat Amount	Curr Book Value	Invested Funds	Total Period Earnings	ROI
MBS	31398VVQ6	FHR 3659 VB	1/15/2037	12,437,881	\$12,234,393.63	\$12,934,592.42	\$6,277.71	0.58%
MBS	38374YYK3	GNR 2010-95 PC	12/20/2036	6,773,336	\$6,122,861.06	\$6,863,674.24	\$1,556.63	0.27%
MBS	38376G2G4	GNR 2011-92 B	11/16/2044	2,148,454	\$2,177,014.90	\$2,184,991.71	\$4,732.50	2.60%
MBS	38376GP46	GNR 2011-49 A	7/16/2038	3,111,964	\$3,125,718.15	\$3,142,132.22	\$4,140.42	1.58%
			7/16/2038	1,082,297	\$1,087,334.17	\$1,092,881.57	\$1,601.16	1.76%
MBS	38376GP53	GNR 2011-49 AB	1/16/2034	106,445	\$105,200.03	\$106,617.57	\$166.32	1.87%
			1/16/2034	8,592,785	\$8,491,877.95	\$8,605,834.16	\$13,901.37	1.94%
MBS	38376GU73	GNR 2011-78 AB	2/16/2039	5,468,939	\$5,441,187.30	\$5,500,101.26	\$7,489.10	1.63%
MBS	38377MSG2	GNR 2010-144 PA	9/16/1940	627,522	\$623,514.39	\$642,883.35	\$924.76	1.73%
MBS	38377YPG9	GNR 2011-138 PN	6/20/2041	459,837	\$444,011.70	\$466,320.19	\$716.81	1.84%
MBS	38378BAA7	GNR 2011-165 A	10/16/2037	1,838,286	\$1,850,459.42	\$1,856,356.50	\$2,743.32	1.77%
MBS	38378BDE6	GNR 2012-19 AB	3/16/2034	7,389,263	\$7,259,745.51	\$7,407,292.99	\$7,485.72	1.21%
MBS	38378BRK7	GNR 2012-55 A	8/16/2033	5,446,219	\$5,433,405.05	\$5,465,558.99	\$6,162.81	1.35%
			8/16/2033	1,004,661	\$1,001,674.75	\$1,007,582.56	\$1,160.46	1.38%
MBS	38378BRT8	GNR 2012-44 A	4/16/2041	3,336,534	\$3,164,303.75	\$3,361,813.87	\$3,924.85	1.40%
MBS	38378BUJ6	GNR 2012-70 A	5/16/2042	1,731,396	\$1,734,505.73	\$1,740,628.60	\$2,097.45	1.45%

Asset Type	Cusip	Description	Maturity Date	Org Face/ Mat Amount	Curr Book Value	Invested Funds	Total Period Earnings	ROI
MBS	38379CDY9	GNR 2014-81 EH	12/20/2042	836,959	\$800,157.46	\$843,277.54	\$1,308.60	1.86%
MBS	38379HEC5	GNR 2014-178 LA	6/20/2043	1,661,497	\$387,124.76	\$1,664,302.50	\$2,674.07	1.93%
MBS	38379HUQ6	GNR 2014-188 QC	9/20/2044	5,646,433	\$5,367,651.02	\$5,677,857.33	\$6,058.74	1.28%
MBS Totals:					\$1,935,478,875.90	\$1,981,950,133.29	\$3,440,407.05	2.08%

Asset Type	Cusip	Description	Maturity Date	Org Face/ Mat Amount	Curr Book Value	Invested Funds	Total Period Earnings	ROI
MMkt	BAML Fed MMkt 84			1	\$50,078.13	\$51,745.20	\$8.93	0.21%
MMkt	Federated-Raymond			1	\$50,812.53	\$52,504.07	\$7.77	0.18%
MMkt	Invesco-Simmons M			1	\$53,974.34	\$55,770.82	\$9.63	0.21%
MMkt Totals:					\$154,865.00	\$160,020.09	\$26.33	0.20%

Asset Type	Cusip	Description	Maturity Date	Org Face/ Mat Amount	Curr Book Value	Invested Funds	Total Period Earnings	ROI
Muni	04108NZ88	ARSDEV 1.197 10/01/	10/1/2017	1,235,000	\$1,235,000.00	\$1,235,000.00	\$1,231.91	1.20%
Muni	04108NZ96	ARSDEV 1.618 10/01/	10/1/2018	1,250,000	\$1,250,000.00	\$1,250,000.00	\$1,685.42	1.62%
Muni	782816AC6	RUSWTR 2 07/01/18	7/1/2018	1,000,000	\$1,000,000.00	\$1,012,754.44	\$1,233.33	1.46%
Muni	83712TDA6	SCSHSG 2.95 01/01/4	1/1/2041	1,095,000	\$1,095,000.00	\$1,090,913.76	\$2,705.52	2.98%
				0	\$0.00	\$0.00		
			Muni Totals:		\$4,580,000.00	\$4,588,668.20	\$6,856.18	1.79%

Asset Type	Cusip	Description	Maturity Date	Org Face/ Mat Amount	Curr Book Value	Invested Funds	Total Period Earnings	ROI
				Report Totals:	\$4,555,479,884.75	\$3,173,474,619.60	\$4,499,456.95	1.70%

Consolidated ROI Report

Validated Through: 4/30/2016

Asset Type	Cusip	Description	Maturity Date	Org Face/ Mat Amount	Curr Book Value	Invested Funds	Total Period Earnings	ROI
CP	12623KDF1	CNPCHK CP 04/15/16	4/15/2016	69,626,000	\$69,626,000.00	\$2,320,827.34	\$1,179.77	0.61%
CP	1513E2D16	CENTEN 0 04/01/16	4/1/2016	11,000,000	\$11,000,000.00	\$0.00	\$0.00	
			4/1/2016	30,000,000	\$30,000,000.00	\$0.00	\$0.00	
CP	1513E2D40	CENTEN CP 04/04/16	4/4/2016	14,800,000	\$14,800,000.00	\$1,479,876.67	\$1,233.33	1.00%
CP	1513E2D81	CENTEN 0 04/08/16	4/8/2016	14,800,000	\$14,800,000.00	\$493,319.63	\$411.11	1.00%
CP	1513E2DC2	CENTEN CP 04/12/16	4/12/2016	14,800,000	\$14,800,000.00	\$493,319.63	\$411.11	1.00%
CP	1513E2DD0	CENTEN 0 04/13/16	4/13/2016	18,800,000	\$18,800,000.00	\$626,649.26	\$522.22	1.00%
CP	1513E2DF5	CENTEN 0 04/15/16	4/15/2016	20,000,000	\$20,000,000.00	\$9,329,159.26	\$8,944.44	1.15%
			4/15/2016	5,500,000	\$5,500,000.00	\$183,328.24	\$152.78	1.00%
			4/15/2016	9,000,000	\$9,000,000.00	\$299,991.67	\$250.00	1.00%
CP	1513E2DJ7	CENTEN CP 04/18/16	4/18/2016	5,000,000	\$5,000,000.00	\$499,958.33	\$416.67	1.00%
			4/18/2016	10,500,000	\$10,500,000.00	\$1,049,916.88	\$831.25	0.95%
CP	1513E2DK4	CENTEN 0 04/19/16	4/19/2016	8,000,000	\$8,000,000.00	\$266,659.26	\$222.22	1.00%
CP	1513E2DL2	CENTEN 0 04/20/16	4/20/2016	8,000,000	\$8,000,000.00	\$266,659.63	\$211.11	0.95%
CP	1513E2DN8	CENTEN CP 04/22/16	4/22/2016	20,500,000	\$20,500,000.00	\$683,316.25	\$512.50	0.90%

Asset Type	Cusip	Description	Maturity Date	Org Face/ Mat Amount	Curr Book Value	Invested Funds	Total Period Earnings	ROI
CP	1513E2DS7	CENTEN 0 04/26/16	4/26/2016	10,000,000	\$10,000,000.00	\$8,323,888.89	\$8,333.33	1.20%
			4/26/2016	30,000,000	\$30,000,000.00	\$24,977,430.56	\$27,083.33	1.30%
CP	1513E2DV0	CENTEN 0 04/29/16	4/29/2016	30,000,000	\$30,000,000.00	\$27,968,422.23	\$33,833.33	1.45%
CP	1513E2E23	CENTEN CP 05/02/16	5/2/2016	14,500,000	\$14,500,000.00	\$966,586.11	\$805.55	1.00%
CP	1513E2ED9	CENTEN 0 05/13/16	5/13/2016	10,000,000	\$10,000,000.00	\$5,660,960.65	\$5,902.78	1.25%
CP	1513E2ER8	CENTEN 0 05/25/16	5/25/2016	30,000,000	\$30,000,000.00	\$4,994,965.28	\$5,208.33	1.25%
			5/25/2016	40,000,000	\$40,000,000.00	\$2,664,451.85	\$2,555.56	1.15%
CP	1513E2ET4	CENTEN 0 05/27/16	5/27/2016	8,500,000	\$8,500,000.00	\$3,112,662.62	\$3,246.53	1.25%
			5/27/2016	9,500,000	\$9,500,000.00	\$3,794,986.11	\$3,958.33	1.25%
CP	1513E2FA4	CENTEN 0 06/10/16	6/10/2016	15,000,000	\$15,000,000.00	\$7,983,200.00	\$9,000.00	1.35%
CP	1513E2FT3	CENTEN 0 06/27/16	6/27/2016	25,000,000	\$25,000,000.00	\$1,663,006.48	\$1,861.11	1.34%
CP	16952MDR3	CIMCHK 0 04/25/16	4/25/2016	55,000,000	\$55,000,000.00	\$23,824,726.85	\$19,861.11	1.00%
CP	16952MDV4	CIMCHK 0 04/29/16	4/29/2016	70,000,000	\$70,000,000.00	\$37,316,740.74	\$31,111.11	1.00%
			4/29/2016	10,000,000	\$10,000,000.00	\$4,997,916.67	\$4,166.67	1.00%
CP	16952ME27	CIMCHK CP 05/02/16	5/2/2016	8,100,000	\$8,100,000.00	\$3,508,635.00	\$2,925.00	1.00%
CP	16953EDS8	CSCLHK CP 04/26/16	4/26/2016	10,000,000	\$10,000,000.00	\$4,331,768.52	\$3,611.11	1.00%
CP	16953JDF5	CHIPOW CP 04/15/16						

Asset Type	Cusip	Description	Maturity Date	Org Face/ Mat Amount	Curr Book Value	Invested Funds	Total Period Earnings	ROI
			4/15/2016	47,222,000	\$47,222,000.00	\$1,574,036.06	\$918.21	0.70%
CP	16953JE64	CHIPOW CP 05/06/16	5/6/2016	50,000,000	\$50,000,000.00	\$14,994,750.00	\$11,250.00	0.90%
CP	19214ADS5	COFBOC CP 04/26/16	4/26/2016	83,075,000	\$83,075,000.00	\$13,844,391.06	\$8,653.65	0.75%
CP	24409TD18	DERPRK 0 04/01/16	4/1/2016	25,000,000	\$25,000,000.00	\$0.00	\$0.00	
CP	24409TD83	DERPRK 0 04/08/16	4/8/2016	50,000,000	\$50,000,000.00	\$11,662,939.82	\$11,180.55	1.15%
CP	24409TDD2	DERPRK 0 04/13/16	4/13/2016	7,650,000	\$7,650,000.00	\$1,784,600.86	\$1,710.62	1.15%
CP	24409TDN0	DERPRK 0 04/22/16	4/22/2016	25,000,000	\$25,000,000.00	\$17,478,902.78	\$20,416.67	1.40%
			4/22/2016	50,000,000	\$50,000,000.00	\$34,957,805.55	\$40,833.33	1.40%
CP	24409TDS9	DERPRK 0 04/26/16	4/26/2016	25,000,000	\$25,000,000.00	\$20,806,979.17	\$23,958.33	1.38%
			4/26/2016	45,000,000	\$45,000,000.00	\$37,450,416.67	\$43,750.00	1.40%
CP	24409TDV2	DERPRK 0 04/29/16	4/29/2016	17,500,000	\$17,500,000.00	\$4,082,459.95	\$3,743.06	1.10%
			4/29/2016	25,000,000	\$25,000,000.00	\$23,308,833.33	\$26,250.00	1.35%
CP	24409TE58	DERPRK 0 05/05/16	5/5/2016	20,000,000	\$20,000,000.00	\$2,665,985.19	\$2,555.55	1.15%
CP	24409TER0	DERPRK 0 05/25/16	5/25/2016	55,000,000	\$55,000,000.00	\$29,291,614.82	\$31,288.89	1.28%
CP	24409TFQ1	DERPRK 0 06/24/16	6/24/2016	60,000,000	\$60,000,000.00	\$17,957,475.00	\$20,250.00	1.35%
			6/24/2016	70,000,000	\$70,000,000.00	\$11,640,854.17	\$13,125.00	1.35%
CP	24409TFT5	DERPRK 0 06/27/16	6/27/2016	60,000,000	\$60,000,000.00	\$21,943,900.00	\$24,750.00	1.35%

Asset Type	Cusip	Description	Maturity Date	Org Face/ Mat Amount	Curr Book Value	Invested Funds	Total Period Earnings	ROI
CP	29251UD13	ENBUS CP 04/01/16	4/1/2016	25,000,000	\$25,000,000.00	\$0.00	\$0.00	
			4/1/2016	45,000,000	\$45,000,000.00	\$0.00	\$0.00	
			4/1/2016	25,000,000	\$25,000,000.00	\$0.00	\$0.00	
CP	29251UD54	ENBUS CP 04/05/16	4/5/2016	2,000,000	\$2,000,000.00	\$266,305.56	\$277.78	1.25%
CP	29251UDF2	ENBUS CP 04/15/16	4/15/2016	30,000,000	\$30,000,000.00	\$13,993,847.78	\$13,183.33	1.13%
			4/15/2016	10,000,000	\$10,000,000.00	\$4,658,072.22	\$5,055.56	1.30%
CP	29251UDN5	ENBUS CP 04/22/16	4/22/2016	4,000,000	\$4,000,000.00	\$2,797,130.00	\$2,870.00	1.23%
CP	29251UDR6	ENBUS CP 04/25/16	4/25/2016	20,000,000	\$20,000,000.00	\$15,984,693.33	\$16,400.00	1.23%
CP	29251UDS4	ENBUS 0 04/26/16	4/26/2016	15,000,000	\$15,000,000.00	\$12,489,496.53	\$12,604.17	1.21%
			4/26/2016	70,000,000	\$70,000,000.00	\$58,265,569.44	\$59,791.67	1.23%
CP	29251UED6	ENBUS 0 05/13/16	5/13/2016	5,888,000	\$5,888,000.00	\$2,549,783.41	\$2,019.91	0.95%
			5/13/2016	40,000,000	\$40,000,000.00	\$25,307,591.85	\$24,911.11	1.18%
CP	29251UEP9	ENBUS 0 05/23/16	5/23/2016	17,000,000	\$17,000,000.00	\$6,226,933.78	\$5,817.78	1.12%
CP	29251UER5	ENBUS 0 05/25/16	5/25/2016	50,000,000	\$50,000,000.00	\$19,979,400.00	\$17,166.67	1.03%
			5/25/2016	10,000,000	\$10,000,000.00	\$3,662,638.43	\$3,452.78	1.13%
CP	29251UET1	ENBUS 0 05/27/16	5/27/2016	40,000,000	\$40,000,000.00	\$5,328,311.11	\$5,022.22	1.13%
			5/27/2016	10,000,000	\$10,000,000.00	\$3,995,651.11	\$3,433.33	1.03%
CP	43357LDV1	HITCRD CP 04/29/16	4/29/2016	7,700,000	\$7,700,000.00	\$2,822,539.66	\$2,164.56	0.92%

Asset Type	Cusip	Description	Maturity Date	Org Face/ Mat Amount	Curr Book Value	Invested Funds	Total Period Earnings	ROI
CP	57163TDT3	MAR CP 04/27/16	4/27/2016	40,000,000	\$40,000,000.00	\$1,333,311.85	\$644.44	0.58%
CP	61979JDD6	MOTIVA CP 04/13/16	4/13/2016	25,000,000	\$25,000,000.00	\$9,981,361.11	\$10,166.67	1.22%
CP	61979JDS3	MOTIVA 0 04/26/16	4/26/2016	29,850,000	\$29,850,000.00	\$24,842,344.65	\$28,813.54	1.39%
			4/26/2016	25,000,000	\$25,000,000.00	\$20,805,983.75	\$24,131.99	1.39%
CP	61979JDV6	MOTIVA 0 04/29/16	4/29/2016	10,000,000	\$10,000,000.00	\$8,325,983.83	\$8,819.40	1.27%
CP	61979JE52	MOTIVA 0 05/05/16	5/5/2016	25,000,000	\$25,000,000.00	\$8,329,444.44	\$8,333.34	1.20%
CP	61979JE60	MOTIVA 0 05/06/16	5/6/2016	25,000,000	\$25,000,000.00	\$19,978,894.45	\$21,833.33	1.31%
CP	61979JED5	MOTIVA CP 05/13/16	5/13/2016	60,000,000	\$60,000,000.00	\$53,921,610.00	\$60,300.00	1.34%
CP	61979JEG8	MOTIVA 0 05/16/16	5/16/2016	35,000,000	\$35,000,000.00	\$12,821,284.26	\$13,902.78	1.30%
CP	61979JER4	MOTIVA 0 05/25/16	5/25/2016	20,000,000	\$20,000,000.00	\$3,995,600.00	\$4,400.00	1.32%
			5/25/2016	10,000,000	\$10,000,000.00	\$2,996,315.00	\$3,350.00	1.34%
CP	61979JET0	MOTIVA 0 05/27/16	5/27/2016	20,000,000	\$20,000,000.00	\$6,657,733.33	\$7,444.44	1.34%
CP	61979JFA0	MOTIVA 0 06/10/16	6/10/2016	21,500,000	\$21,500,000.00	\$4,292,472.61	\$4,909.17	1.37%
CP	68268TD15	OKSPP 0 04/01/16	4/1/2016	50,000,000	\$50,000,000.00	\$0.00	\$0.00	
CP	68268TD80	OKSPP 0 04/08/16	4/8/2016	15,000,000	\$15,000,000.00	\$3,498,250.00	\$3,500.00	1.20%
CP	68268TDC1	OKSPP CP 04/12/16						

Asset Type	Cusip	Description	Maturity Date	Org Face/ Mat Amount	Curr Book Value	Invested Funds	Total Period Earnings	ROI
			4/12/2016	3,000,000	\$3,000,000.00	\$600,000.00	\$0.00	0.00%
CP	68268TDE7	OKSPP 0 04/14/16	4/14/2016	20,000,000	\$20,000,000.00	\$8,646,560.00	\$10,400.00	1.44%
CP	68268TDF4	OKSPP 0 04/15/16	4/15/2016	50,000,000	\$50,000,000.00	\$23,261,259.26	\$27,027.78	1.39%
CP	68268TDM9	OKSPP CP 04/21/16	4/21/2016	1,500,000	\$1,500,000.00	\$349,928.54	\$306.25	1.05%
CP	68268TDS6	OKSPP 0 04/26/16	4/26/2016	30,000,000	\$30,000,000.00	\$11,995,920.00	\$10,200.00	1.02%
CP	68268TDV9	OKSPP CP 04/29/16	4/29/2016	20,000,000	\$20,000,000.00	\$9,329,522.22	\$8,166.67	1.05%
			4/29/2016	10,000,000	\$10,000,000.00	\$3,332,361.11	\$2,916.67	1.05%
CP	68268TE63	OKSPP 0 05/06/16	5/6/2016	15,000,000	\$15,000,000.00	\$4,997,812.50	\$4,375.00	1.05%
CP	68268TEA4	OKSPP 0 05/10/16	5/10/2016	20,000,000	\$20,000,000.00	\$3,998,250.00	\$3,500.00	1.05%
			5/10/2016	10,000,000	\$10,000,000.00	\$1,666,018.52	\$1,388.89	1.00%
CP	68268TED8	OKSPP 0 05/13/16	5/13/2016	20,000,000	\$20,000,000.00	\$1,332,788.89	\$1,166.67	1.05%
CP	81900PDU6	SHAGAN CP 04/28/16	4/28/2016	11,300,000	\$11,300,000.00	\$5,647,645.83	\$4,708.33	1.00%
CP	81900PEA9	SHAGAN 0 05/10/16	5/10/2016	20,000,000	\$20,000,000.00	\$1,999,333.33	\$1,666.67	1.00%
CP	81900PED3	SHAGAN 0 05/13/16	5/13/2016	80,000,000	\$80,000,000.00	\$7,996,666.67	\$6,666.67	1.00%
CP	82831MDT8	SILVPP 0 04/27/16	4/27/2016	90,000,000	\$90,000,000.00	\$2,999,951.67	\$1,450.00	0.58%
CP	91842LDT8	VWCRED CP 04/27/16	4/27/2016	50,000,000	\$50,000,000.00	\$9,998,716.67	\$6,416.67	0.77%

Asset Type	Cusip	Description	Maturity Date	Org Face/ Mat Amount	Curr Book Value	Invested Funds	Total Period Earnings	ROI
			CP Totals:		\$2,640,111,000.00	\$907,790,563.72	\$928,471.76	1.23%

Asset Type	Cusip	Description	Maturity Date	Org Face/ Mat Amount	Curr Book Value	Invested Funds	Total Period Earnings	ROI
DDA	1st Security DDA 02			1	\$7,488.94	\$7,486.47	\$2.77	0.44%
DDA	Bank of America DD			1	\$3,502,795.95	\$3,427,481.11	\$197.20	0.07%
DDA	Bank of Ozarks DDA			1	\$273,323,479.08	\$204,967,740.36	\$126,349.98	0.74%
DDA	Centennial DDA 965			1	\$95,669,956.26	\$95,175,959.76	\$54,758.77	0.69%
DDA	ICS-Centennial DDA			1	\$35,052,391.12	\$35,035,031.44	\$20,157.14	0.69%
DDA	Regions DDA 6470			1	\$135,641.26	\$2,551,116.91	\$146.78	0.07%
DDA	Simmons DDA 4368			1	\$62,549,873.56	\$18,559,875.83	\$9,152.24	0.59%
DDA	US Bank DDA 0126			1	\$102,772.03	\$102,769.57	\$2.96	0.03%
DDA Totals:					\$470,344,398.20	\$359,827,461.46	\$210,767.83	0.70%

Asset Type	Cusip	Description	Maturity Date	Org Face/ Mat Amount	Curr Book Value	Invested Funds	Total Period Earnings	ROI
MBS	3136A0RU3	FNR 2011-80 BA	11/25/2037	2,068,978	\$1,379,341.75	\$2,078,584.09	\$2,268.27	1.31%
MBS	3136A1KJ3	FNR 2011-99 DV	1/25/2026	12,723,284	\$12,247,090.57	\$13,100,122.25	\$16,730.16	1.53%
MBS	3136A3AS0	FNR 2011-145 JA	12/25/2041	5,317,330	\$5,323,213.34	\$5,601,831.87	\$5,931.99	1.27%
MBS	3136A4FC8	FNR 2012-23 PC	3/25/2040	4,916,771	\$4,799,493.40	\$4,903,407.93	\$8,990.50	2.20%
MBS	3136A4K40	FNR 2012-17 QC	7/25/2039	2,629,841	\$2,564,727.72	\$2,667,469.52	\$1,626.59	0.73%
MBS	3136A5EV4	FNR 2012-29 AD	8/25/2038	5,587,146	\$5,518,355.58	\$5,534,606.04	\$11,244.55	2.44%
MBS	3136A5GA8	FNR 2012-29 PM	3/25/2042	3,680,800	\$3,474,520.27	\$3,614,839.77	\$9,638.67	3.20%
MBS	3136A63F9	FNR 2012-72 BC	4/25/2042	1,857,080	\$1,726,742.06	\$1,765,785.91	\$4,931.86	3.35%
MBS	3136A6AW4	FNR 2012-52 NB	12/25/2039	4,569,069	\$4,650,547.48	\$4,730,907.58	\$10,100.22	2.56%
MBS	3136A7RU8	FNR 2012-90 CB	4/25/2042	5,820,021	\$5,647,809.52	\$5,750,233.56	\$12,632.05	2.64%
MBS	3136A8SG6	FNR 2012-102 PA	3/25/2041	5,438,159	\$5,593,773.41	\$5,721,394.64	\$13,332.27	2.80%
MBS	3136AAJ30	FNR 2012-137 JA	9/25/2040	18,992,971	\$18,459,878.14	\$19,114,848.70	\$34,189.60	2.15%
MBS	3136ACYK1	FNR 2013-18 NA	12/25/2042	3,507,746	\$3,379,957.14	\$3,448,794.43	\$8,581.62	2.99%
MBS	3136AG3J9	FNR 2013-116 YB	7/25/2043	10,861,911	\$10,013,813.42	\$11,060,912.54	\$6,509.88	0.71%
MBS	3136AKNC3	FNR 2014-39 AB						

Asset Type	Cusip	Description	Maturity Date	Org Face/ Mat Amount	Curr Book Value	Invested Funds	Total Period Earnings	ROI
			9/25/1939	4,687,026	\$4,504,473.39	\$4,765,396.27	\$5,048.93	1.27%
MBS	3136AKNF6	FNR 2014-39 GA	9/25/2039	25,602,319	\$24,801,834.44	\$26,084,155.13	\$31,952.55	1.47%
MBS	3136ANG68	FNR 2015-36 DA	6/25/2045	9,581,004	\$9,476,486.85	\$9,541,376.82	\$16,002.13	2.01%
			6/25/2045	8,735,263	\$8,639,971.51	\$8,699,133.46	\$14,589.58	2.01%
MBS	3136ANT49	FNR 2015-43 QB	12/25/2044	13,358,807	\$13,135,059.23	\$13,323,322.70	\$22,766.09	2.05%
MBS	3136ANXY8	FNR 2015-27 MB	10/25/2044	15,250,587	\$14,937,765.23	\$15,199,528.03	\$29,815.10	2.35%
MBS	3136APSQ6	FNR 2015-68 DA		0	\$0.00	\$0.00	\$334,892.64	
			9/25/2045	45,447,001	\$0.00	\$16,413,291.97	\$5,499.09	0.40%
MBS	3136AQJ43	FNR 2015-94 MA	1/25/2046	82,624,088	\$83,112,951.27	\$83,525,843.39	\$197,059.94	2.83%
MBS	3136AQN4	FNR 2015-80 CA	4/25/2040	88,778,198	\$89,066,178.18	\$90,343,268.85	\$178,228.60	2.37%
MBS	3136ARBM9	FNR 2016-2 EZ	2/25/2046	31,802,256	\$30,574,277.88	\$31,570,311.38	\$76,674.68	2.91%
MBS	3137A32Q1	FHR 3763 QA	4/15/2034	19,568,614	\$19,267,370.78	\$20,076,458.91	\$25,889.36	1.55%
MBS	3137A3Y52	FHR 3769 MB	10/15/2038	6,356,898	\$6,154,074.36	\$6,553,018.43	\$7,784.04	1.43%
MBS	3137A6TM4	FHR 3808 A	9/15/2028	2,528,120	\$2,437,430.18	\$2,593,701.73	\$1,391.82	0.64%
MBS	3137ADDB0	FHR 3888 AB	11/15/2040	1,370,190	\$1,324,373.68	\$1,368,055.85	\$2,901.14	2.54%
MBS	3137AFBS0	FHR 3926 GP	8/15/2025	2,310,636	\$2,304,423.08	\$2,419,279.44	\$3,216.52	1.60%

Asset Type	Cusip	Description	Maturity Date	Org Face/ Mat Amount	Curr Book Value	Invested Funds	Total Period Earnings	ROI
MBS	3137AJ3V4	FHR 3954 PD	7/15/2041	1,910,592	\$1,844,287.11	\$1,880,557.89	\$3,786.45	2.42%
MBS	3137AK7K1	FHR 3982 AB	6/15/2036	1,358,033	\$1,203,604.46	\$1,388,600.00	(\$648.11)	-0.56%
			6/15/2036	2,716,065	\$2,403,841.63	\$2,773,249.03	(\$712.54)	-0.31%
MBS	3137AKM99	FHR 3979 AD	8/15/2038	1,206,844	\$1,159,533.60	\$1,242,313.36	\$629.95	0.61%
MBS	3137ALW47	FHR 3996 TB	2/15/2039	2,495,783	\$2,452,922.61	\$2,503,909.72	\$4,660.33	2.23%
MBS	3137ASAG9	FHR 4077 BA	5/15/2042	1,269,047	\$1,226,518.71	\$1,245,580.26	\$2,455.94	2.37%
MBS	3137AYQY0	FHR 4165 CA	5/15/2038	5,953,897	\$0.00	\$2,158,582.07	\$471.55	0.26%
				0	\$0.00	\$0.00	\$37,499.10	
MBS	3137B1FV9	FHR 4191 NB	4/15/2043	3,078,270	\$2,782,491.48	\$2,877,156.77	\$13,005.32	5.42%
MBS	3137B4L61	FHR 4253 TD	7/15/2040	1,826,831	\$1,682,049.73	\$1,838,208.31	\$1,924.22	1.26%
			7/15/2040	5,749,541	\$5,291,984.28	\$5,783,382.78	\$6,131.73	1.27%
MBS	3137B4PQ3	FHR 4246 PC	7/15/2043	3,236,439	\$0.00	\$1,202,475.92	(\$100.87)	-0.10%
				0	\$0.00	\$0.00	\$24,654.66	
MBS	3137B7QN2	FHR 4298 PG	4/15/2043	9,452,837	\$9,277,707.88	\$9,637,765.95	\$15,830.72	1.97%
MBS	3137BA6C1	FHR 4332 KE	9/15/2043	8,792,169	\$8,261,915.40	\$8,883,666.63	\$10,915.09	1.47%
MBS	3137BCHB7	FHR 4360 PA	5/15/2038	13,699,056	\$13,098,528.34	\$14,001,622.56	\$9,756.77	0.84%
MBS	3137BCSX7	FHR 4374 PQ						

Asset Type	Cusip	Description	Maturity Date	Org Face/ Mat Amount	Curr Book Value	Invested Funds	Total Period Earnings	ROI
			9/15/2041	6,207,898	\$5,949,088.52	\$6,262,688.40	\$12,777.93	2.45%
MBS	3137BCZ76	FHR 4379 BH						
			10/15/2038	35,102,267	\$33,924,736.94	\$35,606,850.01	\$38,122.97	1.28%
MBS	3137BD4V5	FHR 4378 AD						
			2/15/2044	3,817,531	\$3,726,420.18	\$3,854,303.90	\$6,496.67	2.02%
MBS	3137BDER3	FHR 4388 MC						
			7/15/2044	8,687,532	\$8,379,818.00	\$8,762,239.44	\$14,673.75	2.01%
MBS	3137BDMU7	FHR 4389 AB						
			12/15/2043	14,093,182	\$13,929,517.79	\$14,317,408.69	\$27,929.86	2.34%
MBS	3137BDZW9	FHR 4387 KC						
			2/15/1939	8,055,093	\$7,623,666.67	\$8,160,345.89	\$10,175.33	1.50%
MBS	3137BEK45	FHR 4403 CA						
			10/15/2044	43,612,901	\$42,789,232.57	\$44,419,303.50	\$80,264.39	2.17%
MBS	3137BFB67	FHR 4413 HP						
			3/15/2040	33,330,527	\$33,119,683.98	\$34,475,763.61	\$42,877.51	1.49%
MBS	3137BFFV8	FHR 4423 A						
			10/15/2039	12,123,413	\$12,224,050.71	\$12,474,475.07	\$16,192.55	1.56%
MBS	3137BG7E3	FHR 4429 AP						
			1/15/2045	19,626,201	\$19,574,807.85	\$19,963,745.85	\$1,866.32	0.11%
MBS	3137BGGX1	FHR 4443 GC						
				0	\$0.00	\$0.00	\$8,778.14	
			9/15/2044	2,480,980	\$0.00	\$900,207.27	\$61.86	0.08%
MBS	3137BHTG2	FHR 4459 DA						
			10/15/2035	741,501	\$729,942.27	\$777,448.89	\$200.50	0.31%
			10/15/2035	7,497,164	\$7,377,343.06	\$7,851,067.52	\$8,632.44	1.32%
MBS	3137BHU21	FHR 4459 NA						
			11/15/2024	6,549,410	\$6,114,388.31	\$6,698,802.13	\$479.33	0.09%
MBS	3137BJ3Q4	FHR 4476 B						
			5/15/2045	8,265,190	\$7,954,004.47	\$8,335,402.64	\$11,221.36	1.62%

Asset Type	Cusip	Description	Maturity Date	Org Face/ Mat Amount	Curr Book Value	Invested Funds	Total Period Earnings	ROI
MBS	3137BJ6P3	FHR 4478 PC	5/15/2045	11,406,385	\$10,804,078.87	\$11,459,348.43	\$15,446.82	1.62%
MBS	3137BJDB6	FHR 4470 MC	7/15/2044	19,431,724	\$19,195,435.02	\$19,436,306.98	\$32,137.55	1.98%
MBS	3137BJSV6	FHR 4486 PA	3/15/2044	12,913,519	\$13,037,659.88	\$13,194,327.17	\$25,901.57	2.36%
MBS	3137BJVS9	FHR 4479 PQ	8/15/2045	14,941,491	\$14,664,223.15	\$15,074,968.81	\$7,191.97	0.57%
MBS	3137BKSP6	FHR 4491 AP	9/15/2040	29,653,372	\$28,520,219.95	\$29,771,527.68	\$55,312.05	2.23%
MBS	3137BKTH3	FHR 4491 P	7/15/2045	35,641,418	\$35,546,386.61	\$35,844,836.52	\$69,993.55	2.34%
MBS	3137BLN87	FHR 4522 A	12/15/2020	465,599	\$237,616.66	\$465,995.06	\$1,231.86	3.17%
MBS	3137BLZE1	FHR 4526 AJ	7/15/2023	3,849,273	\$3,090,326.51	\$3,874,259.99	\$5,646.20	1.75%
MBS	3137BM3M6	FHR 4530 HE	11/30/2045	170,119,350	\$167,288,496.59	\$172,190,950.49	\$353,253.76	2.46%
MBS	3137BM4C7	FHR 4530 TG	11/15/2045	142,226,919	\$141,248,691.90	\$144,443,098.85	\$294,366.34	2.45%
MBS	3137BMA55	FHR 4539 JA	12/15/2045	84,655,764	\$82,200,858.73	\$85,615,154.10	\$168,155.05	2.36%
MBS	3137BMAH9	FHR 4540 MG	12/15/2045	156,220,000	\$151,558,947.84	\$157,990,415.22	\$308,847.61	2.35%
MBS	3137BMAT3	FHR 4538 AC	12/15/2045	52,517,013	\$47,681,911.12	\$53,578,837.15	\$9,158.58	0.21%
MBS	3137BMAZ9	FHR 4538 DB	12/15/2045	49,261,725	\$49,565,122.91	\$50,242,685.60	\$104,540.40	2.50%
MBS	3137BMGH3	FHR 4535 AC						

Asset Type	Cusip	Description	Maturity Date	Org Face/ Mat Amount	Curr Book Value	Invested Funds	Total Period Earnings	ROI
			8/15/2021	2,859,480	\$1,620,297.45	\$2,872,034.60	\$2,856.29	1.19%
MBS	3137BMNL6	FHR 4546 TH	12/15/2045	49,356,887	\$49,432,407.22	\$49,716,863.23	\$95,894.84	2.31%
MBS	3137BMSS6	FHR 4548 GC	7/15/2021	2,673,359	\$1,973,291.50	\$2,685,158.82	\$5,319.80	2.38%
MBS	3137BMWE2	FHR 4549 TA	9/15/2019	904,253	\$497,651.01	\$907,983.89	\$1,045.29	1.38%
MBS	3137BN3B8	FHR 4550 TA	1/15/2045	124,919,206	\$124,063,153.80	\$125,074,022.78	\$205,709.85	1.97%
MBS	3137GAQK6	FHR 3740 KC	7/15/2037	871,670	\$774,358.68	\$886,279.86	\$768.35	1.04%
MBS	31393CG80	FNR 2003-57 NA	6/25/2018	1,624,310	\$1,569,762.22	\$1,676,869.08	\$1,620.62	1.16%
MBS	31393KYC3	FHR 2574 HP	2/15/2018	1,457,587	\$1,391,533.78	\$1,502,053.94	\$938.61	0.75%
MBS	31394ARY4	FNR 2004-61 ZG	1/25/2033		\$1,506,334.84	\$159,274.58	(\$2,809.49)	-21.17%
MBS	31394AWF9	FNR 2004-60 JE	4/25/2034	1,245,000	\$1,258,954.13	\$1,294,963.92	\$2,708.85	2.51%
MBS	31394D4X5	FNR 2005-47 HK	6/25/2020	5,430,822	\$5,260,732.71	\$5,602,604.20	\$4,509.56	0.97%
MBS	31394FTZ8	FNR 2005-83 TK	6/25/1934	1,224,886	\$944,411.32	\$1,235,870.93	\$1,497.17	1.45%
MBS	31395D2S7	FNR 2006-54 OD	6/25/2035	1,476,992	\$1,278,729.33	\$1,493,781.62	\$2,707.73	2.18%
MBS	31395FAX2	FHR 2836 L	4/15/2034	1,033,442	\$995,394.34	\$1,072,385.02	\$617.07	0.69%
MBS	31395MQ51	FHR 2935 DC	2/15/2020	1,241,287	\$1,225,272.23	\$1,280,797.47	\$1,239.36	1.16%

Asset Type	Cusip	Description	Maturity Date	Org Face/ Mat Amount	Curr Book Value	Invested Funds	Total Period Earnings	ROI
MBS	31396ABX1	FHR 3033 CI	1/15/2035	2,132,279	\$2,075,702.87	\$2,199,522.87	\$5,742.17	3.13%
MBS	31396CSM3	FHR 3048 PC	3/15/2035	415,299	\$416,677.10	\$434,557.87	\$870.83	2.40%
MBS	31396QHD4	FNR 2009-47 MT	7/25/2039		\$2,742,771.97	\$473,067.19	(\$9,075.15)	-23.02%
MBS	31396VMM7	FNR 2007-35 DE	2/25/2036	3,818,611	\$3,686,254.79	\$3,932,380.44	\$5,833.05	1.78%
MBS	31396YG30	FNR 2008-29 BG	12/25/2035	3,382,981	\$3,213,633.79	\$3,476,351.59	\$5,584.97	1.93%
MBS	31397GZL7	FHR 3317 PG	4/15/2036	1,629,437	\$1,548,507.49	\$1,665,427.37	\$2,641.28	1.90%
MBS	31397J5D2	FHR 3331 NV	6/15/2029	1,564,558	\$1,452,791.38	\$1,599,070.35	\$1,958.60	1.47%
MBS	31397QDR6	FNR 2010-150 VU	11/25/2023	5,035,784	\$4,017,151.12	\$5,119,143.28	(\$6,978.85)	-1.64%
MBS	31397QKB3	FNR 2011-8 VG	12/25/2023	5,014,472	\$5,069,911.72	\$5,122,402.82	\$11,554.41	2.71%
MBS	31397QKZ0	FNR 2011-4 JP	6/25/2039	1,031,611	\$649,912.70	\$1,041,572.18	(\$479.18)	-0.55%
MBS	31397SXE9	FNR 2011-40 DB	9/25/2039	10,200,382	\$9,971,740.35	\$10,483,370.85	\$15,373.14	1.76%
MBS	31397SZT4	FNR 2011-42 DG	11/25/2028	1,485,367	\$1,439,025.96	\$1,518,418.21	\$1,913.97	1.51%
MBS	31397UFG9	FNR 2011-48 VJ	5/25/2040	2,410,618	\$2,195,685.45	\$2,456,718.30	\$2,252.84	1.10%
MBS	31397UXK0	FNR 2011-61 VB	4/25/2040	4,941,438	\$5,120,693.60	\$5,129,869.86	\$11,413.08	2.67%
MBS	31398F3S8	FNR 2009-88 CB						

Asset Type	Cusip	Description	Maturity Date	Org Face/ Mat Amount	Curr Book Value	Invested Funds	Total Period Earnings	ROI
MBS	31398KZB9	FHR 3598 MA	11/25/2039	5,079,450	\$5,331,548.44	\$5,355,698.02	\$17,522.54	3.93%
MBS	31398MVQ6	FNR 2010-19 VB	11/15/1938	745,487	\$599,367.93	\$752,290.50	\$933.85	1.49%
MBS	31398N5Q3	FNR 2010-133 A	2/25/2021	1,050,224	\$791,353.26	\$1,059,212.62	\$1,461.98	1.66%
MBS	31398NW75	FNR 2010-123 HA	5/25/1938	13,846,947	\$829,458.03	\$285,266.45	(\$102.82)	-0.43%
MBS	31398NWX8	FNR 2010-111 AE	5/25/1938	13,846,947	\$14,145,736.32	\$14,615,239.76	\$18,709.03	1.54%
MBS	31398PJC4	FNR 2010-35 WA	3/25/2024	1,313,273	\$1,270,042.73	\$1,329,908.04	\$1,481.27	1.34%
MBS	31398PK65	FNR 2010-48 AP	4/25/2038	7,234,027	\$7,053,495.37	\$7,523,214.39	\$2,162.76	0.34%
MBS	31398PTT6	FNR 2010-42 AC	9/25/2024	706,670	\$696,316.91	\$726,569.48	\$1,079.68	1.78%
MBS	31398PVW6	FNR 2010-44 PA	6/25/2039	1,384,265	\$1,302,943.91	\$1,399,240.01	\$3,497.00	3.00%
MBS	31398QQG5	FHR 3681 BA	10/25/2024	1,343,005	\$1,324,636.29	\$1,392,308.71	\$1,360.96	1.17%
MBS	31398RE76	FNR 2010-57 DP	9/25/2039	755,509	\$681,370.07	\$765,431.60	\$1,457.87	2.29%
MBS	31398SC43	FNR 2010-144 YA	5/15/2020	9,093,717	\$8,640,385.09	\$9,177,985.44	\$7,871.37	1.03%
MBS	31398SV83	FNR 2010-154 MK	8/25/2039	640,203	\$573,182.06	\$647,532.30	\$733.52	1.36%
MBS	31398T2Q3	FNR 2010-104 BA	11/25/2023	854,695	\$826,859.36	\$868,014.13	\$1,240.63	1.72%
MBS	31398T2Q3	FNR 2010-104 BA	7/25/1939	6,723,173	\$6,563,342.88	\$6,845,350.98	\$9,000.33	1.58%

Asset Type	Cusip	Description	Maturity Date	Org Face/ Mat Amount	Curr Book Value	Invested Funds	Total Period Earnings	ROI
			2/25/2024	392,274	\$281,539.24	\$394,362.42	\$323.68	0.98%
MBS	31398T4E8	FNR 2010-99 JU	8/25/2040	37,352,522	\$37,312,777.10	\$38,253,539.41	\$69,088.07	2.17%
MBS	31398TPN5	FNR 2010-89 PG	12/25/2039	13,030,488	\$12,728,825.74	\$13,359,508.29	\$9,369.55	0.84%
MBS	31398VLP9	FHR 3656 LV	5/15/2021	153,923	\$18,565.33	\$154,413.11	\$187.41	1.46%
MBS	31398VTN6	FHR 3659 BC	11/15/2034	1,769,382	\$1,535,974.54	\$1,792,056.09	\$2,866.53	1.92%
MBS	31398VVQ6	FHR 3659 VB	1/15/2037	11,783,229	\$11,676,265.92	\$12,234,393.63	\$18,678.97	1.83%
MBS	38374YYK3	GNR 2010-95 PC	12/20/2036	6,056,366	\$5,447,309.24	\$6,122,861.06	\$3,060.15	0.60%
MBS	38376G2G4	GNR 2011-92 B	11/16/2044	2,141,474	\$0.00	\$1,233,359.61	(\$497.94)	-0.48%
				0	\$0.00	\$0.00	\$5,669.13	
MBS	38376GP46	GNR 2011-49 A	7/16/2038	1,077,358	\$884,818.07	\$1,087,334.17	(\$119.11)	-0.13%
			7/16/2038	3,097,763	\$2,543,199.41	\$3,125,718.15	(\$559.94)	-0.21%
MBS	38376GP53	GNR 2011-49 AB	1/16/2034	105,110	\$51,001.44	\$105,200.03	\$180.86	2.06%
			1/16/2034	8,484,977	\$4,116,812.18	\$8,491,877.95	\$14,715.99	2.08%
MBS	38376GU73	GNR 2011-78 AB	2/16/2039	5,413,702	\$5,382,104.90	\$5,441,187.30	\$7,395.86	1.63%
MBS	38377MSG2	GNR 2010-144 PA	9/16/1940	608,797	\$603,814.09	\$623,514.39	\$881.37	1.70%
MBS	38377YPG9	GNR 2011-138 PN	6/20/2041	437,962	\$425,796.98	\$444,011.70	\$734.83	1.99%
MBS	38378BAA7	GNR 2011-165 A						

Asset Type	Cusip	Description	Maturity Date	Org Face/ Mat Amount	Curr Book Value	Invested Funds	Total Period Earnings	ROI
			10/16/2037	1,833,007	\$1,844,530.33	\$1,850,459.42	\$2,718.49	1.76%
MBS	38378BDE6	GNR 2012-19 AB						
			3/16/2034	7,243,159	\$6,601,217.60	\$7,259,745.51	\$6,327.49	1.05%
MBS	38378BRK7	GNR 2012-55 A						
			8/16/2033	999,019	\$995,755.57	\$1,001,674.75	\$1,158.87	1.39%
			8/16/2033	5,415,636	\$5,401,170.92	\$5,433,405.05	\$6,135.60	1.36%
MBS	38378BRT8	GNR 2012-44 A						
			4/16/2041	3,141,133	\$3,153,969.09	\$3,164,303.75	\$4,974.53	1.89%
MBS	38378BUJ6	GNR 2012-70 A						
			5/16/2042	1,725,674	\$1,724,050.41	\$1,734,505.73	\$2,070.50	1.43%
MBS	38379CDY9	GNR 2014-81 EH						
			12/20/2042	794,273	\$752,999.57	\$800,157.46	\$1,223.37	1.83%
MBS	38379HEC5	GNR 2014-178 LA						
			6/20/2043	386,492	\$0.00	\$387,124.76	\$494.07	1.53%
MBS	38379HUQ6	GNR 2014-188 QC						
			9/20/2044	5,341,931	\$5,056,857.71	\$5,367,651.02	\$5,696.71	1.27%
			MBS Totals:		\$1,809,820,135.04	\$1,899,748,161.61	\$3,567,029.02	2.25%

Asset Type	Cusip	Description	Maturity Date	Org Face/ Mat Amount	Curr Book Value	Invested Funds	Total Period Earnings	ROI
MMkt	BAML Fed MMkt 84			1	\$50,087.12	\$50,079.63	\$8.64	0.21%
MMkt	Federated-Raymond			1	\$50,820.92	\$50,813.93	\$7.52	0.18%
MMkt	Invesco-Simmons M			1	\$53,984.62	\$52,176.57	\$9.01	0.21%
MMkt Totals:					\$154,892.66	\$153,070.12	\$25.17	0.20%

Asset Type	Cusip	Description	Maturity Date	Org Face/ Mat Amount	Curr Book Value	Invested Funds	Total Period Earnings	ROI
Muni	04108NZ88	ARSDEV 1.197 10/01/	10/1/2017	1,235,000	\$1,235,000.00	\$1,235,000.00	\$1,231.91	1.20%
Muni	04108NZ96	ARSDEV 1.618 10/01/	10/1/2018	1,250,000	\$1,250,000.00	\$1,250,000.00	\$1,685.42	1.62%
Muni	782816AC6	RUSWTR 2 07/01/18	7/1/2018	1,000,000	\$1,000,000.00	\$1,012,321.11	\$1,233.33	1.46%
Muni	83712TDA6	SCSHSG 2.95 01/01/4	1/1/2041	1,085,000	\$1,085,000.00	\$1,080,964.59	\$2,680.81	2.98%
				0	\$0.00	\$0.00		
			Muni Totals:		\$4,570,000.00	\$4,578,285.70	\$6,831.47	1.79%

Asset Type	Cusip	Description	Maturity Date	Org Face/ Mat Amount	Curr Book Value	Invested Funds	Total Period Earnings	ROI
				Report Totals:	\$4,925,000,425.90	\$3,172,097,542.61	\$4,713,125.25	1.78%

Consolidated ROI Report

Validated Through: 5/31/2016

Asset Type	Cusip	Description	Maturity Date	Org Face/ Mat Amount	Curr Book Value	Invested Funds	Total Period Earnings	ROI
CP	1513E2E23	CENTEN CP 05/02/16	5/2/2016	14,500,000	\$14,500,000.00	\$483,293.06	\$402.78	1.00%
CP	1513E2ED9	CENTEN 0 05/13/16	5/13/2016	10,000,000	\$10,000,000.00	\$3,995,972.22	\$4,166.66	1.25%
CP	1513E2EJ6	CENTEN CP 05/18/16	5/18/2016	14,500,000	\$14,500,000.00	\$483,321.92	\$342.36	0.85%
CP	1513E2EL1	CENTEN 0 05/20/16	5/20/2016	11,000,000	\$11,000,000.00	\$1,466,511.85	\$1,161.11	0.95%
CP	1513E2ER8	CENTEN 0 05/25/16	5/25/2016	40,000,000	\$40,000,000.00	\$31,973,422.22	\$30,666.66	1.15%
CP	1513E2ET4	CENTEN 0 05/27/16	5/25/2016	30,000,000	\$30,000,000.00	\$23,975,833.34	\$25,000.00	1.25%
			5/27/2016	8,500,000	\$8,500,000.00	\$7,357,202.55	\$7,673.61	1.25%
			5/27/2016	9,500,000	\$9,500,000.00	\$8,222,469.91	\$8,576.39	1.25%
CP	1513E2F97	CENTEN 0 06/09/16	6/9/2016	16,500,000	\$16,500,000.00	\$3,848,331.67	\$3,336.67	1.04%
CP	1513E2FA4	CENTEN 0 06/10/16	6/10/2016	15,000,000	\$15,000,000.00	\$15,467,450.00	\$17,437.50	1.35%
			6/10/2016	10,000,000	\$10,000,000.00	\$8,656,555.55	\$8,666.67	1.20%
			6/10/2016	12,000,000	\$12,000,000.00	\$10,787,040.00	\$10,800.00	1.20%
			6/10/2016	15,500,000	\$15,500,000.00	\$15,479,850.00	\$15,500.00	1.20%
CP	1513E2FP1	CENTEN 0 06/23/16	6/23/2016	18,000,000	\$18,000,000.00	\$7,192,180.00	\$6,900.00	1.15%
CP	1513E2FQ9	CENTEN 0 06/24/16	6/24/2016	40,000,000	\$40,000,000.00	\$9,324,388.89	\$8,944.44	1.15%
			6/24/2016	10,000,000	\$10,000,000.00	\$2,996,933.33	\$2,875.00	1.15%

Asset Type	Cusip	Description	Maturity Date	Org Face/ Mat Amount	Curr Book Value	Invested Funds	Total Period Earnings	ROI
CP	1513E2FT3	CENTEN 0 06/27/16	6/27/2016	25,000,000	\$25,000,000.00	\$25,776,600.46	\$28,847.22	1.34%
CP	16952ME27	CIMCHK CP 05/02/16	5/2/2016	8,100,000	\$8,100,000.00	\$269,895.00	\$225.00	1.00%
CP	16952MED3	CIMCHK CP 05/13/16	5/13/2016	5,000,000	\$5,000,000.00	\$1,832,773.15	\$1,527.78	1.00%
			5/13/2016	13,750,000	\$13,750,000.00	\$3,665,851.85	\$3,055.56	1.00%
			5/13/2016	50,000,000	\$50,000,000.00	\$18,327,731.48	\$15,277.78	1.00%
CP	16952MES0	CIMCHK CP 05/26/16	5/26/2016	18,100,000	\$18,100,000.00	\$8,443,381.85	\$7,038.89	1.00%
CP	16952MEX9	CIMCHK 0 05/31/16	5/31/2016	71,900,000	\$71,900,000.00	\$35,935,020.84	\$29,958.33	1.00%
CP	16953JE64	CHIPOW CP 05/06/16	5/6/2016	50,000,000	\$50,000,000.00	\$8,330,416.67	\$6,250.00	0.90%
CP	24409TE58	DERPRK 0 05/05/16	5/5/2016	20,000,000	\$20,000,000.00	\$2,665,985.19	\$2,555.55	1.15%
CP	24409TER0	DERPRK 0 05/25/16	5/25/2016	55,000,000	\$55,000,000.00	\$43,937,422.22	\$46,933.33	1.28%
CP	24409TFQ1	DERPRK 0 06/24/16	6/24/2016	60,000,000	\$60,000,000.00	\$61,853,525.00	\$69,750.00	1.35%
			6/24/2016	70,000,000	\$70,000,000.00	\$72,173,295.83	\$81,375.00	1.35%
CP	24409TFT5	DERPRK 0 06/27/16	6/27/2016	60,000,000	\$60,000,000.00	\$61,841,900.00	\$69,750.00	1.35%
CP	26876AFA6	ENIFIN CP 06/10/16	6/10/2016	48,000,000	\$48,000,000.00	\$20,789,576.89	\$14,213.33	0.82%
CP	29251UED6	ENBUS 0 05/13/16	5/13/2016	40,000,000	\$40,000,000.00	\$15,983,742.22	\$15,733.33	1.18%
			5/13/2016	5,888,000	\$5,888,000.00	\$2,353,646.22	\$1,864.53	0.95%
CP	29251UEP9	ENBUS 0 05/23/16						

Asset Type	Cusip	Description	Maturity Date	Org Face/ Mat Amount	Curr Book Value	Invested Funds	Total Period Earnings	ROI
			5/23/2016	17,000,000	\$17,000,000.00	\$12,453,867.56	\$11,635.55	1.12%
CP	29251UER5	ENBUS 0 05/25/16	5/25/2016	50,000,000	\$50,000,000.00	\$39,958,800.00	\$34,333.33	1.03%
			5/25/2016	10,000,000	\$10,000,000.00	\$7,991,211.11	\$7,533.33	1.13%
CP	29251UET1	ENBUS 0 05/27/16	5/27/2016	10,000,000	\$10,000,000.00	\$8,657,244.08	\$7,438.89	1.03%
			5/27/2016	40,000,000	\$40,000,000.00	\$34,634,022.22	\$32,644.45	1.13%
CP	29251UFG8	ENBUS CP 06/16/16	6/16/2016	20,000,000	\$20,000,000.00	\$10,656,471.11	\$9,866.67	1.11%
CP	29251UFH6	ENBUS 0 06/17/16	6/17/2016	20,000,000	\$20,000,000.00	\$4,663,297.59	\$4,394.44	1.13%
CP	29251UFP8	ENBUS 0 06/23/16	6/23/2016	20,000,000	\$20,000,000.00	\$4,662,418.70	\$4,394.45	1.13%
			6/23/2016	40,000,000	\$40,000,000.00	\$9,324,837.41	\$8,788.89	1.13%
CP	43357LFH0	HITCRD CP 06/17/16	6/17/2016	7,000,000	\$7,000,000.00	\$3,264,216.67	\$2,450.00	0.90%
CP	44331BF32	HPINC CP 06/03/16	6/3/2016	3,000,000	\$3,000,000.00	\$1,299,566.67	\$866.67	0.80%
CP	46575AFA8	ITTINC CP 06/10/16	6/10/2016	9,500,000	\$9,500,000.00	\$2,848,831.50	\$1,947.50	0.82%
CP	61979JE52	MOTIVA 0 05/05/16	5/5/2016	25,000,000	\$25,000,000.00	\$3,331,777.78	\$3,333.33	1.20%
CP	61979JE60	MOTIVA 0 05/06/16	5/6/2016	25,000,000	\$25,000,000.00	\$4,162,269.68	\$4,548.61	1.31%
CP	61979JE94	MOTIVA 0 05/09/16	5/9/2016	4,100,000	\$4,100,000.00	\$956,462.05	\$876.94	1.10%
CP	61979JED5	MOTIVA CP 05/13/16	5/13/2016	60,000,000	\$60,000,000.00	\$23,965,160.00	\$26,800.00	1.34%
CP	61979JEG8	MOTIVA 0 05/16/16						

Asset Type	Cusip	Description	Maturity Date	Org Face/ Mat Amount	Curr Book Value	Invested Funds	Total Period Earnings	ROI
CP	61979JER4	MOTIVA 0 05/25/16	5/16/2016	35,000,000	\$35,000,000.00	\$17,483,569.45	\$18,958.33	1.30%
			5/25/2016	10,000,000	\$10,000,000.00	\$7,990,173.34	\$8,933.33	1.34%
CP	61979JET0	MOTIVA 0 05/27/16	5/25/2016	20,000,000	\$20,000,000.00	\$15,982,400.00	\$17,600.00	1.32%
			5/27/2016	20,000,000	\$20,000,000.00	\$17,310,106.67	\$19,355.56	1.34%
CP	61979JF36	MOTIVA 0 06/03/16	6/3/2016	43,000,000	\$43,000,000.00	\$28,643,892.59	\$31,055.55	1.30%
CP	61979JFA0	MOTIVA 0 06/10/16	6/10/2016	30,000,000	\$30,000,000.00	\$13,988,640.55	\$14,816.67	1.27%
			6/10/2016	21,500,000	\$21,500,000.00	\$22,177,775.16	\$25,364.02	1.37%
CP	61979JFP7	MOTIVA 0 06/23/16	6/23/2016	25,000,000	\$25,000,000.00	\$7,491,216.67	\$8,500.00	1.36%
CP	61979JFT9	MOTIVA 0 06/27/16	6/27/2016	50,000,000	\$50,000,000.00	\$38,261,330.55	\$44,083.33	1.38%
CP	61979JGF8	MOTIVA 0 07/15/16	7/15/2016	35,000,000	\$35,000,000.00	\$5,821,979.39	\$6,951.39	1.43%
CP	68267TER8	ONEOK 0 05/25/16	5/25/2016	20,000,000	\$20,000,000.00	\$7,997,066.67	\$7,333.33	1.10%
CP	68268TE63	OKSPP 0 05/06/16	5/6/2016	15,000,000	\$15,000,000.00	\$2,498,906.25	\$2,187.50	1.05%
CP	68268TEA4	OKSPP 0 05/10/16	5/10/2016	20,000,000	\$20,000,000.00	\$5,997,375.00	\$5,250.00	1.05%
			5/10/2016	10,000,000	\$10,000,000.00	\$2,998,833.33	\$2,500.00	1.00%
CP	68268TED8	OKSPP 0 05/13/16	5/13/2016	20,000,000	\$20,000,000.00	\$7,996,733.33	\$7,000.00	1.05%
CP	68268TEG1	OKSPP 0 05/16/16	5/16/2016	20,000,000	\$20,000,000.00	\$9,329,740.00	\$7,700.00	0.99%
CP	68268TEJ5	OKSPP 0 05/18/16						

Asset Type	Cusip	Description	Maturity Date	Org Face/ Mat Amount	Curr Book Value	Invested Funds	Total Period Earnings	ROI
			5/18/2016	20,000,000	\$20,000,000.00	\$9,995,625.00	\$8,750.00	1.05%
CP	68268TELO	OKSPP 0 05/20/16	5/20/2016	18,000,000	\$18,000,000.00	\$10,195,038.83	\$8,755.00	1.03%
CP	68268TER7	OKSPP 0 05/25/16	5/25/2016	10,000,000	\$10,000,000.00	\$3,998,546.68	\$3,633.30	1.09%
			5/25/2016	30,000,000	\$30,000,000.00	\$13,994,283.33	\$12,250.00	1.05%
CP	68268TET3	OKSPP 0 05/27/16	5/27/2016	20,000,000	\$20,000,000.00	\$13,991,425.00	\$12,250.00	1.05%
			5/27/2016	10,000,000	\$10,000,000.00	\$5,663,856.95	\$4,958.33	1.05%
CP	68268TF13	OKSPP 0 06/01/16	6/1/2016	10,000,000	\$10,000,000.00	\$5,330,749.63	\$4,844.44	1.09%
CP	68268TF39	OKSPP 0 06/03/16	6/3/2016	20,000,000	\$20,000,000.00	\$8,662,694.44	\$7,944.45	1.10%
			6/3/2016	7,500,000	\$7,500,000.00	\$3,498,444.45	\$2,916.66	1.00%
			6/3/2016	20,000,000	\$20,000,000.00	\$9,994,805.56	\$9,166.67	1.10%
CP	68268TF62	OKSPP CP 06/06/16	6/6/2016	10,000,000	\$10,000,000.00	\$3,998,016.67	\$3,500.00	1.05%
CP	68268TF70	OKSPP 0 06/07/16	6/7/2016	30,000,000	\$30,000,000.00	\$6,997,244.73	\$6,358.32	1.09%
CP	68268TFA3	OKSPP 0 06/10/16	6/10/2016	10,000,000	\$10,000,000.00	\$3,997,550.00	\$3,500.00	1.05%
			6/10/2016	20,000,000	\$20,000,000.00	\$8,661,105.56	\$7,583.33	1.05%
			6/10/2016	15,000,000	\$15,000,000.00	\$9,991,541.67	\$8,750.00	1.05%
CP	68268TFD7	OKSPP CP 06/13/16	6/13/2016	15,000,000	\$15,000,000.00	\$2,498,760.42	\$2,187.50	1.05%
CP	68268TFE5	OKSPP CP 06/14/16	6/14/2016	20,000,000	\$20,000,000.00	\$3,331,583.33	\$2,916.67	1.05%
CP	68268TFF2	OKSPP CP 06/15/16	6/15/2016	20,000,000	\$20,000,000.00	\$3,997,666.67	\$3,500.00	1.05%

Asset Type	Cusip	Description	Maturity Date	Org Face/ Mat Amount	Curr Book Value	Invested Funds	Total Period Earnings	ROI
CP	72650WED9	PAAPP 0 05/13/16	5/13/2016	25,936,000	\$25,936,000.00	\$864,514.12	\$576.36	0.80%
CP	72651VED0	PMCPP 0 05/13/16	5/13/2016	28,000,000	\$28,000,000.00	\$933,312.59	\$622.22	0.80%
CP	81685LFF7	SRE CP 06/15/16	6/15/2016	1,203,000	\$1,203,000.00	\$601,063.91	\$451.13	0.90%
CP	81685LFP5	SRE CP 06/23/16	6/23/2016	18,750,000	\$18,750,000.00	\$8,117,890.63	\$6,093.75	0.90%
CP	81900PEA9	SHAGAN 0 05/10/16	5/10/2016	20,000,000	\$20,000,000.00	\$5,998,000.00	\$5,000.00	1.00%
CP	81900PED3	SHAGAN 0 05/13/16	5/13/2016	80,000,000	\$80,000,000.00	\$31,986,666.67	\$26,666.66	1.00%
CP	81900PEL5	SHAGAN 0 05/20/16	5/20/2016	80,000,000	\$80,000,000.00	\$18,663,218.52	\$14,777.78	0.95%
CP	81900PET8	SHAGAN 0 05/27/16	5/27/2016	15,000,000	\$15,000,000.00	\$3,499,353.47	\$2,770.83	0.95%
			5/27/2016	20,000,000	\$20,000,000.00	\$9,996,041.67	\$7,916.67	0.95%
CP	81900PFA8	SHAGAN CP 06/10/16	6/10/2016	65,000,000	\$65,000,000.00	\$25,985,591.67	\$20,583.33	0.95%
CP	8716A2G84	SYNWIL 0 07/08/16	7/8/2016	25,000,000	\$25,000,000.00	\$23,276,458.33	\$26,250.00	1.35%
CP	87230RFH7	TCLHOL 0 06/17/16	6/17/2016	60,000,000	\$60,000,000.00	\$1,999,055.56	\$1,666.67	1.00%
CP	87230RFP9	TCLHOL 0 06/23/16	6/23/2016	35,000,000	\$35,000,000.00	\$1,165,906.39	\$991.67	1.02%
CP	91842LFA7	VWCRED 0 06/10/16	6/10/2016	130,000,000	\$130,000,000.00	\$38,984,205.00	\$26,325.00	0.81%
			CP Totals:		\$2,540,227,000.00	\$1,221,561,931.87	\$1,190,704.31	1.17%

Asset Type	Cusip	Description	Maturity Date	Org Face/ Mat Amount	Curr Book Value	Invested Funds	Total Period Earnings	ROI
DDA	1st Security DDA 02			1	\$7,491.61	\$7,740.26	\$2.86	0.44%
DDA	Bank of America DD			1	\$735,903.27	\$7,811,783.37	\$449.45	0.07%
DDA	Bank of Ozarks DDA			1	\$105,444,288.28	\$166,710,774.21	\$102,766.92	0.74%
DDA	Centennial DDA 965			1	\$85,724,581.10	\$99,360,217.20	\$57,166.15	0.69%
DDA	ICS-Centennial DDA			1	\$35,072,562.67	\$36,233,579.47	\$20,846.72	0.69%
DDA	Regions DDA 6470			1	\$677,837.94	\$4,978,338.43	\$286.42	0.07%
DDA	Simmons DDA 4368			1	\$18,794,970.11	\$18,703,341.45	\$9,223.57	0.59%
DDA	US Bank DDA 0126			1	\$115,774.71	\$122,066.13	\$3.51	0.03%
DDA Totals:					\$246,573,409.69	\$333,927,840.53	\$190,745.59	0.69%

Asset Type	Cusip	Description	Maturity Date	Org Face/ Mat Amount	Curr Book Value	Invested Funds	Total Period Earnings	ROI
MBS	3136A0RU3	FNR 2011-80 BA	11/25/2037	1,374,364	\$614,107.34	\$1,379,341.75	\$1,180.53	1.03%
MBS	3136A1KJ3	FNR 2011-99 DV	1/25/2026	11,906,536	\$11,310,268.69	\$12,247,090.57	\$12,752.86	1.25%
MBS	3136A3AS0	FNR 2011-145 JA	12/25/2041	5,052,719	\$5,251,799.35	\$5,323,213.34	\$15,799.87	3.56%
MBS	3136A4FC8	FNR 2012-23 PC	3/25/2040	4,812,061	\$4,721,342.73	\$4,799,493.40	\$8,462.03	2.12%
MBS	3136A4K40	FNR 2012-17 QC	7/25/2039	2,530,951	\$2,466,404.16	\$2,564,727.72	\$2,957.52	1.38%
MBS	3136A5EV4	FNR 2012-29 AD	8/25/2038	5,568,963	\$5,502,835.72	\$5,518,355.58	\$11,287.64	2.45%
MBS	3136A5GA8	FNR 2012-29 PM	3/25/2042	3,536,976	\$3,400,999.72	\$3,474,520.27	\$8,146.71	2.81%
MBS	3136A63F9	FNR 2012-72 BC	4/25/2042	1,815,426	\$1,686,705.60	\$1,726,742.06	\$4,985.26	3.46%
MBS	3136A6AW4	FNR 2012-52 NB	12/25/2039	4,491,935	\$4,561,135.64	\$4,650,547.48	\$9,583.85	2.47%
MBS	3136A7RU8	FNR 2012-90 CB	4/25/2042	5,714,665	\$5,551,176.73	\$5,647,809.52	\$12,429.62	2.64%
MBS	3136A8SG6	FNR 2012-102 PA	3/25/2041	5,317,599	\$5,405,040.91	\$5,593,773.41	\$10,139.31	2.18%
MBS	3136AAJ30	FNR 2012-137 JA	9/25/2040	18,343,379	\$17,816,833.43	\$18,459,878.14	\$32,995.97	2.14%
MBS	3136ACYK1	FNR 2013-18 NA	12/25/2042	3,436,173	\$3,297,898.49	\$3,379,957.14	\$8,645.32	3.07%
MBS	3136AG3J9	FNR 2013-116 YB	7/25/2043	9,835,457	\$9,677,428.37	\$10,013,813.42	\$17,122.00	2.05%
MBS	3136AKNC3	FNR 2014-39 AB						

Asset Type	Cusip	Description	Maturity Date	Org Face/ Mat Amount	Curr Book Value	Invested Funds	Total Period Earnings	ROI
			9/25/1939	4,432,772	\$4,309,924.92	\$4,504,473.39	\$5,699.44	1.52%
MBS	3136AKNF6	FNR 2014-39 GA	9/25/2039	24,352,052	\$23,846,175.05	\$24,801,834.44	\$35,423.56	1.71%
MBS	3136ANG68	FNR 2015-36 DA	6/25/2045	9,516,080	\$0.00	\$4,738,195.85	(\$95.16)	-0.02%
				0	\$0.00	\$0.00	\$23,731.82	
			6/25/2045	8,676,070	\$0.00	\$4,319,942.38	(\$86.76)	-0.02%
				0	\$0.00	\$0.00	\$24,663.85	
MBS	3136ANT49	FNR 2015-43 QB	12/25/2044	13,170,042	\$12,948,230.68	\$13,135,059.23	\$22,447.66	2.05%
MBS	3136ANXY8	FNR 2015-27 MB	10/25/2044	14,984,427	\$14,674,413.32	\$14,937,765.23	\$29,457.79	2.37%
MBS	3136AQJ43	FNR 2015-94 MA	1/25/2046	82,220,696	\$80,263,613.08	\$83,112,951.27	\$170,092.44	2.46%
MBS	3136AQN44	FNR 2015-80 CA	4/25/2040	87,544,824	\$88,224,514.02	\$89,066,178.18	\$183,483.83	2.47%
MBS	3136ARBM9	FNR 2016-2 EZ	2/25/2046	30,795,802	\$29,460,530.61	\$30,574,277.88	\$75,216.12	2.95%
MBS	3137A32Q1	FHR 3763 QA	4/15/2034	18,798,865	\$18,464,216.87	\$19,267,370.78	\$25,010.68	1.56%
MBS	3137A3Y52	FHR 3769 MB	10/15/2038	5,974,008	\$5,637,300.20	\$6,154,074.36	\$3,472.11	0.68%
MBS	3137A6TM4	FHR 3808 A	9/15/2028	2,378,883	\$2,314,666.35	\$2,437,430.18	\$2,157.37	1.06%
MBS	3137ADDB0	FHR 3888 AB	11/15/2040	1,326,176	\$1,284,730.91	\$1,324,373.68	\$2,822.16	2.56%
MBS	3137AFBS0	FHR 3926 GP	8/15/2025	2,204,116	\$2,134,374.81	\$2,304,423.08	\$666.01	0.35%
MBS	3137AJ3V4	FHR 3954 PD						

Asset Type	Cusip	Description	Maturity Date	Org Face/ Mat Amount	Curr Book Value	Invested Funds	Total Period Earnings	ROI
MBS	3137AK7K1	FHR 3982 AB	7/15/2041	1,873,719	\$1,805,506.15	\$1,844,287.11	\$3,831.21	2.49%
			6/15/2036	2,355,292	\$2,324,634.80	\$2,403,841.63	\$4,052.97	2.02%
MBS	3137AKM99	FHR 3979 AD	6/15/2036	1,177,646	\$1,164,097.98	\$1,203,604.46	\$2,123.42	2.12%
			8/15/2038	1,126,955	\$1,021,489.67	\$1,159,533.60	(\$1,055.95)	-1.09%
MBS	3137ALW47	FHR 3996 TB	2/15/2039	2,444,816	\$0.00	\$1,226,497.37	\$72.12	0.07%
				0	\$0.00	\$0.00	\$37,661.16	
MBS	3137ASAG9	FHR 4077 BA	5/15/2042	1,249,644	\$1,196,186.17	\$1,226,518.71	\$2,663.34	2.61%
MBS	3137B1FV9	FHR 4191 NB	4/15/2043	2,973,806	\$2,604,206.57	\$2,782,491.48	\$18,327.44	7.90%
MBS	3137B4L61	FHR 4253 TD	7/15/2040	5,261,593	\$5,013,374.34	\$5,291,984.28	\$6,604.27	1.50%
			7/15/2040	1,671,793	\$1,593,498.24	\$1,682,049.73	\$2,071.07	1.48%
MBS	3137B5WC3	FHR 4267 AV	10/15/2026		\$5,451,053.38	\$5,116,235.36	\$14,622.53	3.43%
MBS	3137B7QN2	FHR 4298 PG	4/15/2043	9,100,580	\$9,015,180.97	\$9,277,707.88	\$16,871.84	2.18%
MBS	3137BA6C1	FHR 4332 KE	9/15/2043	8,177,820	\$7,953,078.55	\$8,261,915.40	\$13,088.33	1.90%
MBS	3137BCHB7	FHR 4360 PA	5/15/2038	12,820,453	\$12,230,607.90	\$13,098,528.34	\$10,070.43	0.92%
MBS	3137BCSX7	FHR 4374 PQ		0	\$0.00	\$0.00	\$29,654.96	
			9/15/2041	5,899,626	\$0.00	\$2,973,855.48	(\$1,377.56)	-0.56%
MBS	3137BCZ76	FHR 4379 BH	10/15/2038	33,455,160	\$33,126,926.60	\$33,924,736.94	\$47,891.43	1.69%

Asset Type	Cusip	Description	Maturity Date	Org Face/ Mat Amount	Curr Book Value	Invested Funds	Total Period Earnings	ROI
MBS	3137BD4V5	FHR 4378 AD	2/15/2044	3,691,104	\$3,611,608.63	\$3,726,420.18	\$6,426.87	2.07%
MBS	3137BDER3	FHR 4388 MC	7/15/2044	8,308,536	\$8,173,194.60	\$8,379,818.00	\$15,476.85	2.22%
MBS	3137BDMU7	FHR 4389 AB	12/15/2043	13,712,595	\$13,469,441.52	\$13,929,517.79	\$25,928.81	2.23%
MBS	3137BDZW9	FHR 4387 KC	2/15/1939	7,526,698	\$7,151,077.23	\$7,623,666.67	\$11,539.63	1.82%
MBS	3137BEK45	FHR 4403 CA	10/15/2044	42,011,598	\$41,242,736.16	\$42,789,232.57	\$78,315.03	2.20%
MBS	3137BFB67	FHR 4413 HP	3/15/2040	32,028,784	\$31,717,693.76	\$33,119,683.98	\$38,336.98	1.39%
MBS	3137BFFV8	FHR 4423 A	10/15/2039	11,892,156	\$11,134,110.34	\$12,224,050.71	(\$5,071.84)	-0.50%
MBS	3137BG7E3	FHR 4429 AP		0	\$0.00	\$0.00	\$206,164.37	
			1/15/2045	19,292,640	\$0.00	\$9,774,347.63	(\$26,112.59)	-3.21%
MBS	3137BHTG2	FHR 4459 DA	10/15/2035	7,049,169	\$6,957,514.60	\$7,377,343.06	\$9,158.00	1.49%
			10/15/2035	697,192	\$688,183.27	\$729,942.27	\$669.56	1.10%
MBS	3137BHU21	FHR 4459 NA	11/15/2024	5,986,348	\$5,552,556.88	\$6,114,388.31	\$3,782.30	0.74%
MBS	3137BJ3Q4	FHR 4476 B	5/15/2045	7,889,789	\$7,834,386.42	\$7,954,004.47	\$12,664.48	1.91%
MBS	3137BJ6P3	FHR 4478 PC	5/15/2045	10,754,679	\$10,221,823.39	\$10,804,078.87	\$14,755.75	1.64%
MBS	3137BJDB6	FHR 4470 MC	7/15/2044	19,191,101	\$18,948,673.91	\$19,195,435.02	\$31,740.05	1.98%
MBS	3137BJSV6	FHR 4486 PA						

Asset Type	Cusip	Description	Maturity Date	Org Face/ Mat Amount	Curr Book Value	Invested Funds	Total Period Earnings	ROI
MBS	3137BJVS9	FHR 4479 PQ	3/15/2044	12,763,234	\$12,314,027.30	\$13,037,659.88	\$13,796.37	1.27%
				0	\$0.00	\$0.00	\$211,684.73	
MBS	3137BKSP6	FHR 4491 AP	8/15/2045	14,567,133	\$0.00	\$7,327,189.10	(\$9,844.95)	-1.61%
			9/15/2040	28,408,530	\$27,451,720.84	\$28,520,219.95	\$53,556.37	2.25%
MBS	3137BKTH3	FHR 4491 P	7/15/2045	35,347,227	\$35,064,454.03	\$35,546,386.61	\$68,408.60	2.31%
MBS	3137BLN87	FHR 4522 A	12/15/2020	237,541	\$0.00	\$237,616.66	\$716.18	3.62%
MBS	3137BLZE1	FHR 4526 AJ	7/15/2023	3,072,524	\$2,303,755.15	\$3,090,326.51	\$2,636.70	1.02%
MBS	3137BM3M6	FHR 4530 HE	11/30/2045	165,288,941	\$157,485,378.24	\$167,288,496.59	\$283,747.83	2.04%
MBS	3137BM4C7	FHR 4530 TG	11/15/2045	139,093,713	\$135,735,525.37	\$141,248,691.90	\$251,906.26	2.14%
MBS	3137BMA55	FHR 4539 JA	12/15/2045	81,284,953	\$77,274,732.97	\$82,200,858.73	\$143,412.22	2.09%
MBS	3137BMAH9	FHR 4540 MG	12/15/2045	149,870,235	\$144,767,459.56	\$151,558,947.84	\$289,800.95	2.29%
MBS	3137BMAT3	FHR 4538 AC	12/15/2045	46,742,221	\$43,683,531.53	\$47,681,911.12	\$33,229.49	0.84%
MBS	3137BMAZ9	FHR 4538 DB	12/15/2045	48,602,777	\$48,873,253.47	\$49,565,122.91	\$102,762.85	2.49%
MBS	3137BMGH3	FHR 4535 AC	8/15/2021	1,614,418	\$616,327.68	\$1,620,297.45	\$1,146.57	0.85%
MBS	3137BMNL6	FHR 4546 TH	12/15/2045	49,079,363	\$49,116,448.94	\$49,432,407.22	\$95,149.89	2.31%
MBS	3137BMSS6	FHR 4548 GC						

Asset Type	Cusip	Description	Maturity Date	Org Face/ Mat Amount	Curr Book Value	Invested Funds	Total Period Earnings	ROI
			7/15/2021	1,965,083	\$1,296,342.97	\$1,973,291.50	\$3,235.21	1.97%
MBS	3137BMWE2	FHR 4549 TA	9/15/2019	495,889	\$0.00	\$497,651.01	(\$109.10)	-0.26%
MBS	3137BN3B8	FHR 4550 TA	1/15/2045	123,910,826	\$123,015,728.78	\$124,063,153.80	\$204,004.84	1.97%
MBS	3137GAQK6	FHR 3740 KC	7/15/2037	761,886	\$627,379.96	\$774,358.68	(\$64.76)	-0.10%
MBS	31393CG80	FNR 2003-57 NA	6/25/2018	1,522,350	\$1,469,028.90	\$1,569,762.22	\$1,593.67	1.22%
MBS	31393KYC3	FHR 2574 HP	2/15/2018	1,352,202	\$1,288,202.46	\$1,391,533.78	\$960.22	0.83%
MBS	31393RMU1	FHR 2636 D	6/15/2018		\$1,156,238.69	\$455,519.88	(\$540.96)	-1.43%
MBS	31394ARY4	FNR 2004-61 ZG	1/25/2033	1,449,966	\$1,417,160.80	\$1,506,334.84	\$2,835.49	2.26%
MBS	31394AWF9	FNR 2004-60 JE	4/25/2034	1,211,987	\$1,227,638.24	\$1,258,954.13	\$2,641.05	2.52%
MBS	31394D4X5	FNR 2005-47 HK	6/25/2020	5,104,806	\$4,927,398.89	\$5,260,732.71	\$4,377.24	1.00%
MBS	31394FTZ8	FNR 2005-83 TK	6/25/1934	937,033	\$712,311.16	\$944,411.32	\$1,323.10	1.68%
MBS	31395D2S7	FNR 2006-54 OD	6/25/2035	1,266,617	\$1,133,261.60	\$1,278,729.33	\$3,095.27	2.90%
MBS	31395FAX2	FHR 2836 L	4/15/2034	959,709	\$942,749.46	\$995,394.34	\$1,273.18	1.53%
MBS	31395MQ51	FHR 2935 DC	2/15/2020	1,189,178	\$1,088,186.21	\$1,225,272.23	(\$1,048.46)	-1.03%
MBS	31396ABX1	FHR 3033 CI	1/15/2035	2,012,490	\$1,975,819.46	\$2,075,702.87	\$5,696.26	3.29%

Asset Type	Cusip	Description	Maturity Date	Org Face/ Mat Amount	Curr Book Value	Invested Funds	Total Period Earnings	ROI
MBS	31396CSM3	FHR 3048 PC	3/15/2035	398,450	\$350,441.03	\$416,677.10	(\$1,285.34)	-3.70%
MBS	31396QHD4	FNR 2009-47 MT	7/25/2039	2,460,144	\$2,602,132.31	\$2,742,771.97	(\$7,985.02)	-3.49%
MBS	31396VMM7	FNR 2007-35 DE	2/25/2036	3,582,563	\$3,387,699.85	\$3,686,254.79	\$3,807.17	1.24%
MBS	31396YG30	FNR 2008-29 BG	12/25/2035	3,127,929	\$2,945,879.60	\$3,213,633.79	\$5,668.30	2.12%
MBS	31397AKP7	FHR 3204 NW	1/15/2025		\$865,694.76	\$831,630.89	\$680.95	0.98%
MBS	31397GZL7	FHR 3317 PG	4/15/2036	1,516,666	\$1,377,566.86	\$1,548,507.49	\$1,927.23	1.49%
MBS	31397J5D2	FHR 3331 NV	6/15/2029	1,422,839	\$1,286,249.57	\$1,452,791.38	\$1,258.70	1.04%
MBS	31397QDR6	FNR 2010-150 VU	11/25/2023	3,957,557	\$2,655,214.39	\$4,017,151.12	(\$10,844.87)	-3.24%
MBS	31397QKB3	FNR 2011-8 VG	12/25/2023	4,967,142	\$5,014,664.82	\$5,069,911.72	\$8,798.60	2.08%
MBS	31397QKZ0	FNR 2011-4 JP	6/25/2039	643,869	\$486,676.22	\$649,912.70	\$501.25	0.93%
MBS	31397SDQ4	FNR 2011-23 A	12/25/2036		\$5,204,273.49	\$2,040,577.37	\$274.75	0.16%
MBS	31397SXE9	FNR 2011-40 DB	9/25/2039	9,707,379	\$9,492,838.36	\$9,971,740.35	\$15,071.42	1.81%
MBS	31397SZT4	FNR 2011-42 DG	11/25/2028	1,408,393	\$1,358,038.62	\$1,439,025.96	\$1,721.38	1.44%
MBS	31397UFG9	FNR 2011-48 VJ	5/25/2040	2,157,376	\$1,911,895.85	\$2,195,685.45	\$2,225.82	1.22%
MBS	31397UXK0	FNR 2011-61 VB						

Asset Type	Cusip	Description	Maturity Date	Org Face/ Mat Amount	Curr Book Value	Invested Funds	Total Period Earnings	ROI
			4/25/2040	4,941,438	\$5,045,925.80	\$5,120,693.60	\$9,089.13	2.13%
MBS	31398F3S8	FNR 2009-88 CB						
			11/25/2039	5,056,826	\$5,308,102.85	\$5,331,548.44	\$17,363.41	3.91%
MBS	31398KZB9	FHR 3598 MA						
			11/15/1938	594,426	\$502,791.11	\$599,367.93	\$1,030.59	2.06%
MBS	31398MVQ6	FNR 2010-19 VB						
			2/25/2021	785,278	\$524,486.33	\$791,353.26	\$736.91	1.12%
MBS	31398N5Q3	FNR 2010-133 A						
			5/25/1938	13,422,199	\$13,391,746.03	\$14,145,736.32	\$4,027.50	0.34%
			5/25/1938	789,811	\$785,840.78	\$829,458.03	\$987.27	1.43%
MBS	31398NW75	FNR 2010-123 HA						
			3/25/2024	1,254,663	\$1,204,979.19	\$1,270,042.73	\$1,573.08	1.49%
MBS	31398NWX8	FNR 2010-111 AE						
			4/25/2038	6,795,301	\$6,648,374.01	\$7,053,495.37	\$4,074.56	0.69%
MBS	31398PJC4	FNR 2010-35 WA						
			9/25/2024	677,693	\$659,259.27	\$696,316.91	\$852.52	1.47%
MBS	31398PK65	FNR 2010-48 AP						
			6/25/2039	1,289,663	\$1,069,225.90	\$1,302,943.91	\$1,909.02	1.76%
MBS	31398PTT6	FNR 2010-42 AC						
			10/25/2024	1,278,449	\$1,262,519.70	\$1,324,636.29	\$1,455.51	1.32%
MBS	31398PVW6	FNR 2010-44 PA						
			9/25/2039	672,823	\$612,568.05	\$681,370.07	\$1,403.07	2.47%
MBS	31398QQG5	FHR 3681 BA						
			5/15/2020	8,565,296	\$8,161,804.73	\$8,640,385.09	\$7,888.57	1.10%
MBS	31398RE76	FNR 2010-57 DP						
			8/25/2039	567,254	\$475,666.65	\$573,182.06	\$400.95	0.84%
MBS	31398SC43	FNR 2010-144 YA						
			11/25/2023	814,437	\$782,338.41	\$826,859.36	\$1,116.66	1.62%
MBS	31398SV83	FNR 2010-154 MK						

Asset Type	Cusip	Description	Maturity Date	Org Face/ Mat Amount	Curr Book Value	Invested Funds	Total Period Earnings	ROI
			7/25/1939	6,448,973	\$6,137,609.10	\$6,563,342.88	\$6,285.15	1.15%
MBS	31398T2Q3	FNR 2010-104 BA	2/25/2024	280,271	\$146,720.04	\$281,539.24	\$92.89	0.40%
MBS	31398T4E8	FNR 2010-99 JU	8/25/2040	36,436,053	\$35,865,673.12	\$37,312,777.10	\$55,549.00	1.79%
MBS	31398TPN5	FNR 2010-89 PG	12/25/2039	12,423,013	\$12,216,403.03	\$12,728,825.74	\$11,721.65	1.11%
MBS	31398VLP9	FHR 3656 LV	5/15/2021	18,530	\$0.00	\$18,565.33	\$41.42	2.68%
MBS	31398VTN6	FHR 3659 BC	11/15/2034	1,517,806	\$1,319,619.95	\$1,535,974.54	\$1,765.55	1.38%
MBS	31398VVQ6	FHR 3659 VB	1/15/2037	11,255,520	\$11,110,093.87	\$11,676,265.92	\$17,424.37	1.79%
MBS	31410LSV5	FN 890732	4/1/2025		\$2,057,680.72	\$297,699.80	(\$5,756.18)	-23.20%
MBS	38374LRK9	GNR 2005-47 QC	11/20/2032		\$857,071.21	\$773,263.45	(\$116.38)	-0.18%
MBS	38374YYK3	GNR 2010-95 PC	12/20/2036	5,400,466	\$4,654,597.81	\$5,447,309.24	\$2,946.82	0.65%
MBS	38376GP46	GNR 2011-49 A	7/16/2038	2,522,129	\$2,431,728.58	\$2,543,199.41	\$2,604.80	1.23%
			7/16/2038	877,160	\$846,151.13	\$884,818.07	\$1,006.94	1.37%
MBS	38376GP53	GNR 2011-49 AB	1/16/2034	50,975	\$40,731.73	\$51,001.44	\$92.94	2.19%
			1/16/2034	4,114,993	\$3,288,069.02	\$4,116,812.18	\$7,782.82	2.27%
MBS	38376GU73	GNR 2011-78 AB	2/16/2039	5,358,277	\$5,004,294.76	\$5,382,104.90	\$6,130.38	1.37%
MBS	38377MSG2	GNR 2010-144 PA	9/16/1940	589,738	\$569,811.39	\$603,814.09	\$515.82	1.03%

Asset Type	Cusip	Description	Maturity Date	Org Face/ Mat Amount	Curr Book Value	Invested Funds	Total Period Earnings	ROI
MBS	38377YPG9	GNR 2011-138 PN	6/20/2041	420,107	\$399,454.20	\$425,796.98	\$600.24	1.69%
MBS	38378BAA7	GNR 2011-165 A	10/16/2037	1,827,711	\$1,838,600.94	\$1,844,530.33	\$2,725.39	1.77%
MBS	38378BDE6	GNR 2012-19 AB	3/16/2034	6,587,055	\$6,558,713.26	\$6,601,217.60	\$6,888.43	1.25%
MBS	38378BRK7	GNR 2012-55 A	8/16/2033	5,384,957	\$5,177,944.47	\$5,401,170.92	\$5,586.48	1.24%
			8/16/2033	993,360	\$954,675.55	\$995,755.57	\$1,128.95	1.36%
MBS	38378BRT8	GNR 2012-44 A	4/16/2041	3,131,504	\$3,143,586.19	\$3,153,969.09	\$4,937.93	1.88%
MBS	38378BUJ6	GNR 2012-70 A	5/16/2042	1,715,639	\$1,717,904.06	\$1,724,050.41	\$2,080.42	1.45%
MBS	38379CDY9	GNR 2014-81 EH	12/20/2042	747,547	\$706,307.45	\$752,999.57	\$1,125.99	1.79%
MBS	38379HUQ6	GNR 2014-188 QC	9/20/2044	5,036,570	\$4,468,472.89	\$5,056,857.71	\$4,681.04	1.11%
			MBS Totals:		\$1,689,880,381.40	\$1,788,937,589.11	\$3,376,552.97	2.26%

Asset Type	Cusip	Description	Maturity Date	Org Face/ Mat Amount	Curr Book Value	Invested Funds	Total Period Earnings	ROI
MMkt	BAML Fed MMkt 84			1	\$50,095.81	\$51,762.48	\$8.93	0.21%
MMkt	Federated-Raymond			1	\$53,994.38	\$53,364.64	\$8.25	0.19%
MMkt	Invesco-Simmons M			1	\$50,829.60	\$54,946.71	\$9.15	0.20%
MMkt Totals:					\$154,919.79	\$160,073.84	\$26.33	0.20%

Asset Type	Cusip	Description	Maturity Date	Org Face/ Mat Amount	Curr Book Value	Invested Funds	Total Period Earnings	ROI
Muni	04108NZ88	ARSDEV 1.197 10/01/	10/1/2017	1,235,000	\$1,235,000.00	\$1,235,000.00	\$1,231.91	1.20%
Muni	04108NZ96	ARSDEV 1.618 10/01/	10/1/2018	1,250,000	\$1,250,000.00	\$1,250,000.00	\$1,685.42	1.62%
Muni	782816AC6	RUSWTR 2 07/01/18	7/1/2018	1,000,000	\$1,000,000.00	\$1,011,887.78	\$1,233.33	1.46%
Muni	83712TDA6	SCSHSG 2.95 01/01/4	1/1/2041	1,070,000	\$1,070,000.00	\$1,066,033.71	\$2,643.75	2.98%
				0	\$0.00	\$0.00		
			Muni Totals:		\$4,555,000.00	\$4,562,921.49	\$6,794.41	1.79%

Asset Type	Cusip	Description	Maturity Date	Org Face/ Mat Amount	Curr Book Value	Invested Funds	Total Period Earnings	ROI
				Report Totals:	\$4,481,390,710.88	\$3,349,150,356.84	\$4,764,823.62	1.71%

Safekeeping Inventory

Item #	Item ID	Item Type*	Safekeeping Item Description (Issuer)	Rate	Maturity	Par / Shares	Last Updated
BOE - REVOLVING FUND							
154	K3743	CI	DIERKS SD #2	4.950	11/1/16	18,000.00	10/20/15
137	K3735	CI	NORTHCENTRAL AR EDUCATION SERVI	4.950	11/1/16	16,430.90	11/3/15
275	K3787	CI	IZARD COUNTY SD	4.950	11/1/19	46,666.66	10/30/15
279	K3788	CI	HOWARD SD #2	4.950	11/1/18	48,319.80	10/20/15
272	K3785	CI	HACKET SD #17	4.950	5/1/23	140,000.00	4/15/16
287	K3790	CI	HORATIO SD #55	4.950	5/1/21	87,960.00	6/21/16
271	K3784	CI	IZARD COUNTY CONSOLIDATED SD #1	4.950	11/1/20	53,538.11	10/30/15
269	K3783	CI	GURDON SD #60	4.950	5/1/17	16,730.00	4/15/16
185	K3765	CI	NETTLETON SD 1611	4.950	11/1/16	11,446.84	10/30/15
265	K3781	CI	MINERAL SPRINGS SD #3	4.950	11/1/21	37,200.00	10/22/15
187	K3766	CI	JONESBORO SD #1	4.950	11/1/18	42,000.00	10/20/15
180	K3764	CI	NORFORK SD #61	4.950	11/1/18	30,000.00	10/20/15
195	K3767	CI	MOUNTAINBURG SD #16	4.950	11/1/18	45,000.00	10/20/15
138	K3733	CI	CARLISLE SD #43	4.950	11/1/16	35,000.00	10/20/15
263	K3779	CI	DEER/MOUNT JUDEA SD	4.950	5/1/21	24,545.50	4/19/16
153	K3742	CI	DIERKS SD #2	4.950	11/1/16	6,820.00	10/20/15
266	K3782	CI	OMAHA SD #6	4.950	11/1/17	36,666.68	10/20/15
167	K3756	CI	IZARD CO. SD #1	4.950	11/1/17	25,000.00	10/30/15
182	K3762	CI	OMAHA SD #6	4.950	11/1/18	12,000.00	10/20/15
174	K3758	CI	EUREKA SPRINGS SD #21	4.950	5/1/18	100,000.00	4/18/16
262	K3778	CI	WESTERN YELL COUNTY SD	4.950	5/1/21	49,500.00	4/15/16
273	K3786	CI	HORATIO SD #55	4.950	11/1/17	40,252.00	10/20/15
261	K3777	CI	WESTERN YELL COUNTY SD	4.950	5/1/21	37,500.00	4/15/16
285	K3789	CI	HORATIO SD #55	4.950	5/1/20	144,496.00	6/8/16
146	K3737	CI	JASPER SD #1	4.950	11/1/16	19,500.00	10/22/15

25 items for BOE - REVOLVING FUND 1,124,572.49

WCC - Workmans Comp Commission

268	11605744	CD	AR MCDONALD'S SELF INSURED TRUST	1.250	6/30/17	50,382.13	8/13/12
194	10250312	CD	ARKANSAS RURAL ELECTRIC	3.560	5/21/10	100,000.00	7/31/09
227	57261076	CD	BROOKSHIRE GROCERY COMPANY	2.080	10/15/05	300,000.00	6/28/10
196	1114	CD	COLUMBIA FOREST PRODUCTS CORP	2.030	1/28/10	200,000.00	6/28/10
282	101795557	CD	ARKANSAS HOSPITAL ASSOCIATION	0.300	6/19/15	30,000.00	8/6/14
237	41356	CD	LAND O'FROST	6.000	8/27/92	100,000.00	6/28/10
281	00193718	CD	ARKANSAS HOSPITAL ASSOCIATION	0.400	6/25/15	50,000.00	8/6/14
236	20440	CD	LAND O'FROST	6.000	8/27/92	100,000.00	6/28/10
214	024555	CD	AMCA TRUCKING	6.250	4/25/96	100,000.00	6/28/10
209	14544	CD	PETERSON FARMS INC.	4.850	5/5/02	50,000.00	6/28/10

Item #	Item ID	Item Type*	Safekeeping Item Description (Issuer)	Rate	Maturity	Par / Shares	Last Updated
245	113806	CD	ST. BERNARDS MEDICAL CENTER	7.600	7/23/91	100,000.00	6/28/10
241	54882	CD	ARKANSAS RURAL ELECTRIC	5.500	10/28/95	100,000.00	6/28/10
240	35393	CD	ARKANSAS RURAL ELECTRIC	6.600	11/7/01	100,000.00	6/28/10
278	00192056	CD	ARKANSAS HOSPITAL ASSOCIATION	0.400	2/28/15	200,000.00	4/30/14
232	47070	CD	HARDING UNIVERSITY	6.600	2/8/96	200,000.00	6/28/10
192	1000913001	CD	ARKANSAS RURAL ELECTRIC	2.240	12/31/09	150,000.00	7/9/09
238	219976	CD	NORTH ARKANSAS MEDICAL CENTER	5.250	11/30/96	100,000.00	6/28/10
222	33708	CD	ARKANSAS HOSPITALITY WORKERS	5.560	12/4/07	100,000.00	6/28/10
239	1018127	CD	NORTH ARKANSAS MEDICAL CENTER	6.000	7/1/97	100,000.00	6/28/10
267	11604728	CD	AR MCDONALD'S SELF INSURED TRUST	1.250	6/20/17	201,528.51	8/13/12
205	5809	CD	SIMMONS INDUSTRIES INC.	8.250	8/17/91	100,000.00	6/28/10
288	4110970815	CD	AR MCDONALD'S SELF INSURED TRUST	0.850	2/24/18	250,000.00	6/29/16
203	991067	CD	ST. BERNARDS MEDICAL CENTER	1.790	6/17/11	100,000.00	6/28/10
228	24930	CD	BAXTER COUNTY REGIONAL HOSPITAL	7.110	6/24/91	100,000.00	6/28/10
221	6040009109	CD	ARKANSAS HOSPITALITY WORKERS	5.080	2/4/08	100,000.00	6/28/10
274	301108	CD	SIMMONS FOODS, INC.	0.400	7/17/14	300,000.00	8/7/13
276	1600024111	CD	ST. BERNARDS MEDICAL CENTER	0.550	11/18/14	100,000.00	1/31/14
234	53400	CD	JEFFERSON REGIONAL MEDICAL CENTR	7.650	6/7/91	200,000.00	6/28/10
216	40521	CD	AMCA TRUCKING	5.700	4/6/01	100,000.00	6/28/10
206	10397	CD	SIMMONS INDUSTRIES INC.	7.750	11/27/93	100,000.00	6/28/10
231	02278	CD	GILSTER-MARY LEE CORP.	7.700	6/26/91	200,000.00	6/28/10
235	140507751	CD	KLEIN TOOLS INC.	4.750	10/30/99	200,000.00	6/28/10
223	5997234	CD	ARKANSAS HOSPITALITY WORKERS	5.250	1/4/08	100,000.00	6/28/10
218	103341	CD	ARKANSAS TRUCKING ASSOCIATION	5.490	6/27/02	100,000.00	6/28/10
226	52173	CD	WHITE COUNTY MEDICAL CENTER	6.100	7/30/98	200,000.00	6/28/10
257	246082	CD	ARKANSAS SELF-INSURANCE TRUST	1.850	7/19/16	300,000.00	8/8/11
277	41315110531	CD	PAM TRANSPORT INC.	0.400	3/13/15	300,000.00	3/28/14
242	1000100001	CD	ARKANSAS RURAL ELECTRIC	4.750	3/28/07	100,000.00	6/28/10
225	873061345	CD	ARKANSAS HOSPITALITY WORKERS	5.000	1/4/08	100,000.00	6/28/10
219	873061648	CD	ARKANSAS TRUCKING ASSOCIATION	4.710	2/8/08	100,000.00	6/28/10
198	111428195	CD	BAPTIST HEALTH	1.390	8/24/10	500,000.00	9/9/09
243	2129456	CD	ARKANSAS RURAL ELECTRIC	2.450	5/15/09	100,000.00	6/28/10
207	12399	CD	SIMMONS INDUSTRIES INC.	3.250	1/3/95	100,000.00	6/28/10
191	70062968	CD	ARKANSAS RURAL ELECTRIC	1.700	6/18/10	100,000.00	7/9/09
286	111915	CD	BAXTER CO REGIONAL HOSPITAL	0.250	7/15/16	100,000.00	2/23/16
220	9510007433	CD	ARKANSAS BLUE CROSS & BLUE SHIELI	4.600	10/13/00	200,000.00	6/28/10
247	10275304	CD	ARKANSAS HOSPITAL ASSOCIATION	1.660	2/22/14	220,000.00	3/1/11
283	23065	CD	MUNI LEAGUE WORKER'S COMP TRUST	0.480	12/31/15	3,100,000.00	4/4/16
284	102586717373	CD	ATA WORKERS COMPENSATION SELF-II	1.100	1/9/20	250,000.00	3/9/15
280	0120592493	CD	HCF TRUST	0.010	1/7/15	350,002.01	7/15/14
224	1000042111	CD	ARKANSAS HOSPITALITY WORKERS	5.010	12/4/07	100,000.00	6/28/10
233	679506833	CD	HYTROL CONVEYOR CO. INC.	6.250	11/13/01	200,000.00	6/28/10
246	120587678	CD	AR TRANSIT AUTHORITY	1.830	6/20/15	250,000.00	3/1/11

Item #	Item ID	Item Type*	Safekeeping Item Description (Issuer)	Rate	Maturity	Par / Shares	Last Updated
217	791007	CD	ARKANSAS TRUCKING ASSOCIATION	2.280	5/3/05	100,000.00	6/28/10
215	4013329	CD	AMCA TRUCKING	5.300	4/26/97	100,000.00	6/28/10
259	6024017336	CD	ARKANSAS CHILDREN'S HOSPITAL	0.650	9/19/12	200,000.00	9/22/11
56 items for WCC - Workmans Comp Commission						11,551,912.65	
						Total:	12,676,485.14

* Legend: CI = Certificate of Indebtedness
IB = Industrial Bond
GM = GNMA Passthrough
CM = Common Stock
OTH = Other
NA = Not Applicable