

Attachment 1 - Summary

1. Target Rate of Investment Return and Actual Rate of Investment Return
2. Liquidity Requirements and Actual Liquidity
3. Cash Flow Analysis Reports – July 2015 through December 2015
4. Checks Charged Off 20151231 – the daily report on December 31, 2015, of the amount of uncollected checks legally charged off.
5. Checks Charged Off YTD FY2016 – the report from July 1, 2015, to December 31, 2015, of the amount of uncollected checks legally charged off.
6. Demand Account Activity 20151231 – the daily report on December 31, 2015, of the amount of liquidity in the State Treasury demand accounts.
7. Demand Account Activity YTD FY2016 – the report from July 1, 2015, to December 31, 2015, of the amount of liquidity in the State Treasury demand accounts.
8. Fund Transactions by Type 20151231 – the daily report on December 31, 2015, of the summary financial transactions for the day including direct receipts, transfer receipts, disbursements by warrant redemption and disbursements by transfer.
9. Fund Transactions by Type YTD FY2016 – the report from July 1, 2015, to December 31, 2015, of the cumulative summary financial transactions for fiscal year-to-date including direct receipts, transfer receipts, disbursements by warrant redemption and disbursements by transfer.
10. Money Market Account Activity 20151231 – the daily report on December 31, 2015, of the amount of liquidity in the State Treasury money market accounts.
11. Money Market Account Activity YTD FY2016 – the report from July 1, 2015, to December 31, 2015, of the amount of liquidity in the State Treasury money market accounts.
12. Return on Investment December 2015 – the detail report from December 1, 2015, to December 31, 2015, of the State Treasury's rate of investment return.
13. Return on Investment YTD FY2016 – the detail report from July 1, 2015, to December 31, 2015, of the State Treasury's rate of investment return.
14. Safekeeping Inventory 20151231 – the report of the principal amount of securities held in trust in Safekeeping in the State Treasury.

Complying with ACT 1088, the State Board of Finance established a benchmark rate of return for the Treasury portfolio. Several factors that play a role in setting an appropriate expectation for return as investments are made within the primary mission of the Treasury in mind, to provide adequate liquidity for the State's business. Once that need is met, the available funds are invested balancing future needs with opportunities available in the marketplace.

The analysis of cash flows to more accurately assess liquidity is an ongoing process and we continue to appreciate the collective effort of all state agencies.

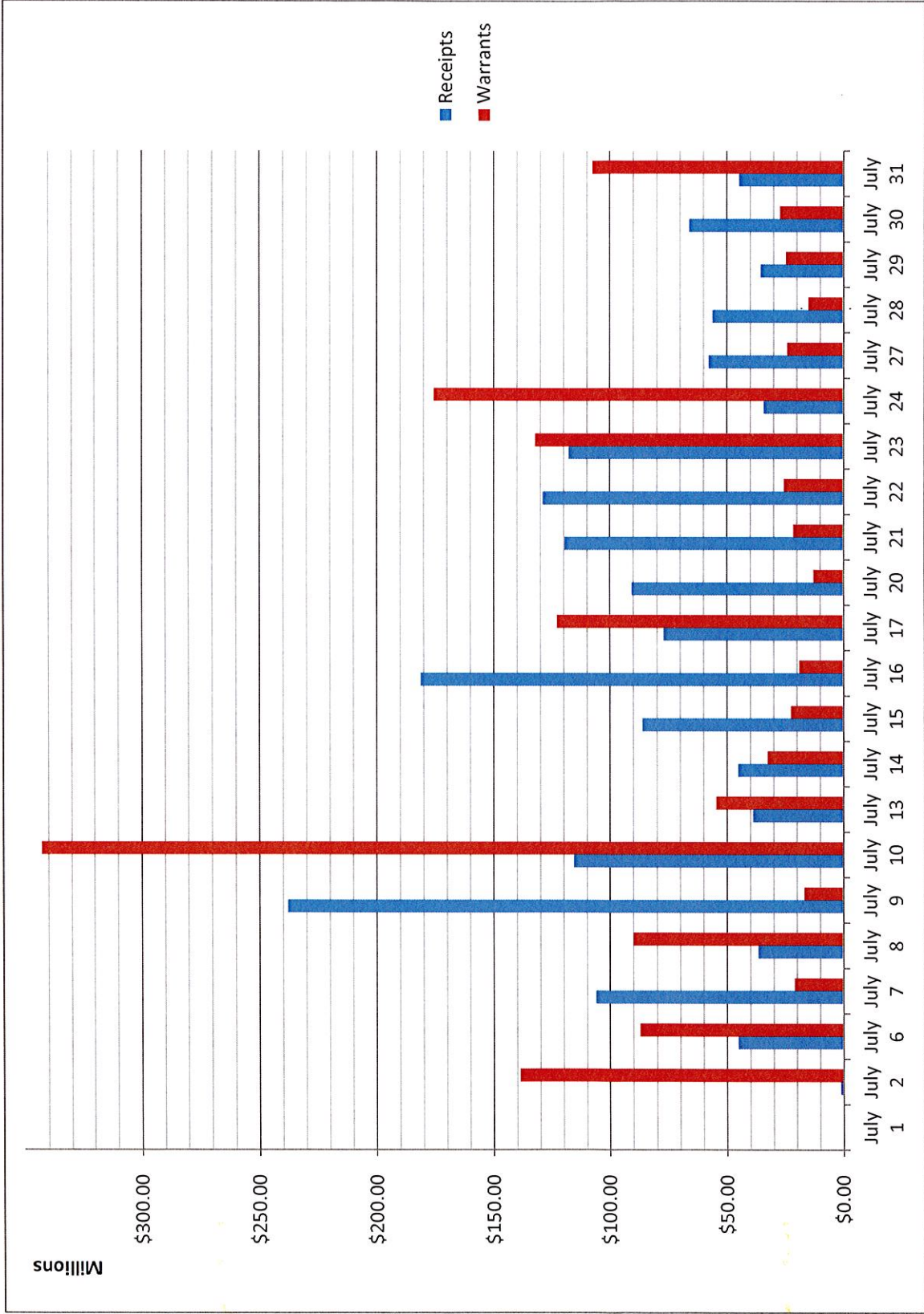
We, as the Treasury, have a fiduciary responsibility to all tax payers. Our updated investment policy remains a conservative approach to portfolio management. New management analysis software and information services have allowed the Treasury to increase overall return while the rates in the marketplace have actually declined.

Essentially, while we expect improved performance in terms of dollars returned to the State, this will be accomplished by putting more investment dollars to work via improved management. Therefore the rate of return for as denoted by an interest rate will still best be stated as a range from .80 to 1.10%

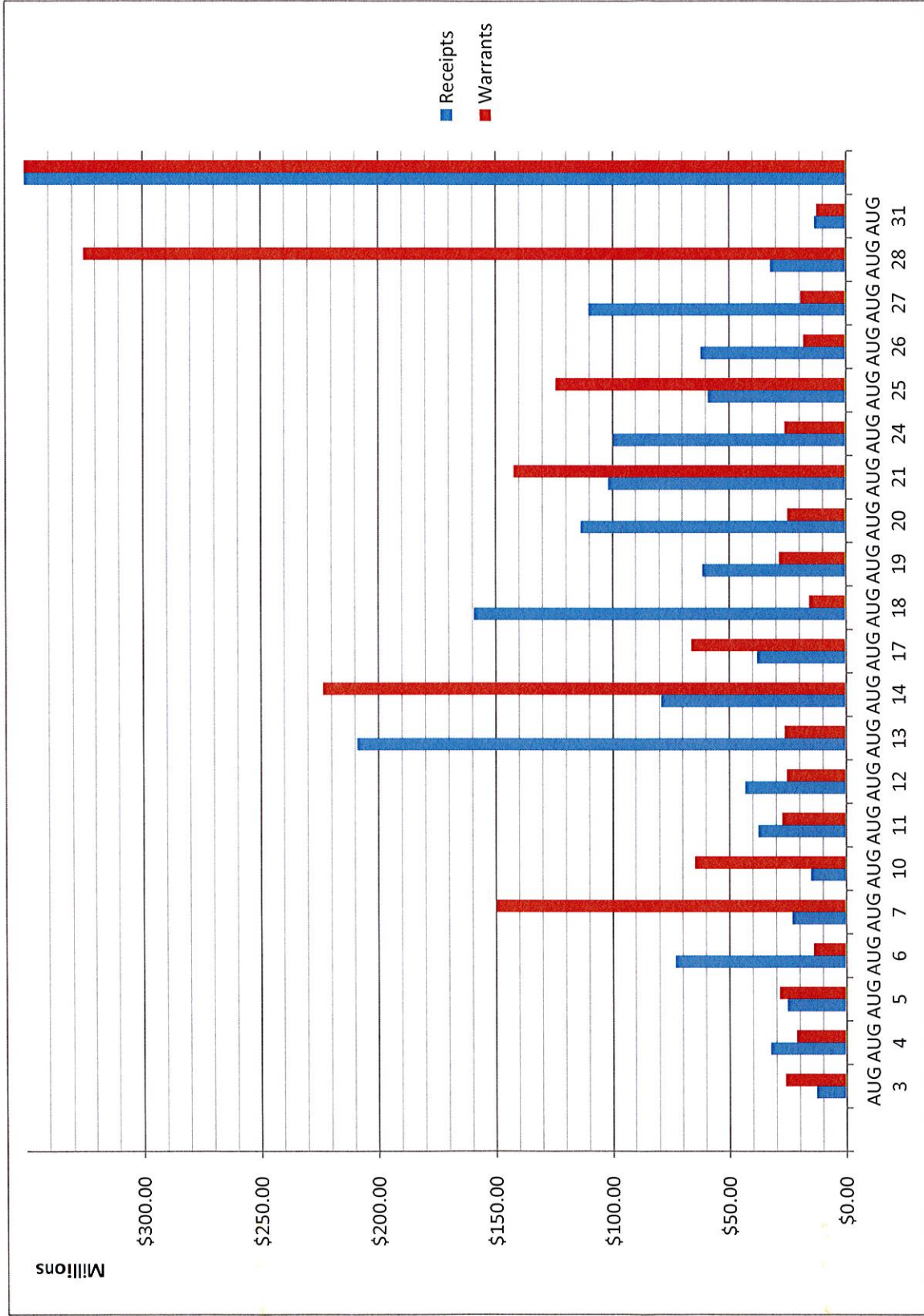
Liquidity Requirements

To appropriately address current and future liquidity requirements, we analyze daily cash flows from 2014 and 2015, make projections based on experiential data and communication with the various agencies and make short term investments so that maturities coincide with the expected warrants to be redeemed. We have moved liquid monies from low yielding money markets to commercial paper and expanded both the size and number of our bank DDA accounts. We have also negotiated higher rates of return in our liquid, collateralized DDA accounts. Not only have we generated a much higher return on these monies, we have actually succeeded in making the Treasury more liquid at the same time, moving from levels ranging from \$200 to \$600 million in money markets to approximately \$300 in collateralized or insured bank accounts and \$1 billion in highly liquid commercial paper maturing in 90 days or less.

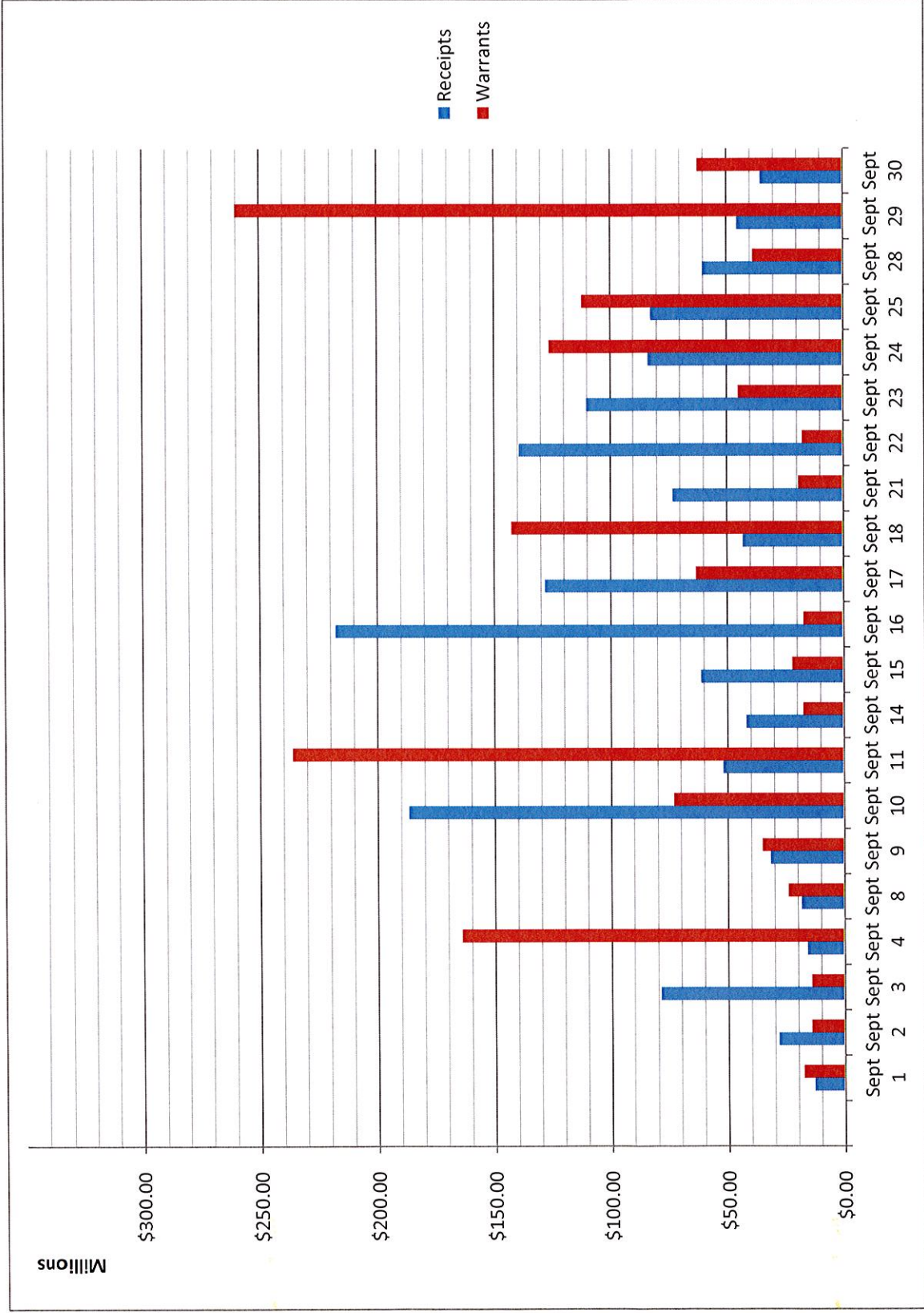
JULY 2015 DAILY CASH FLOWS



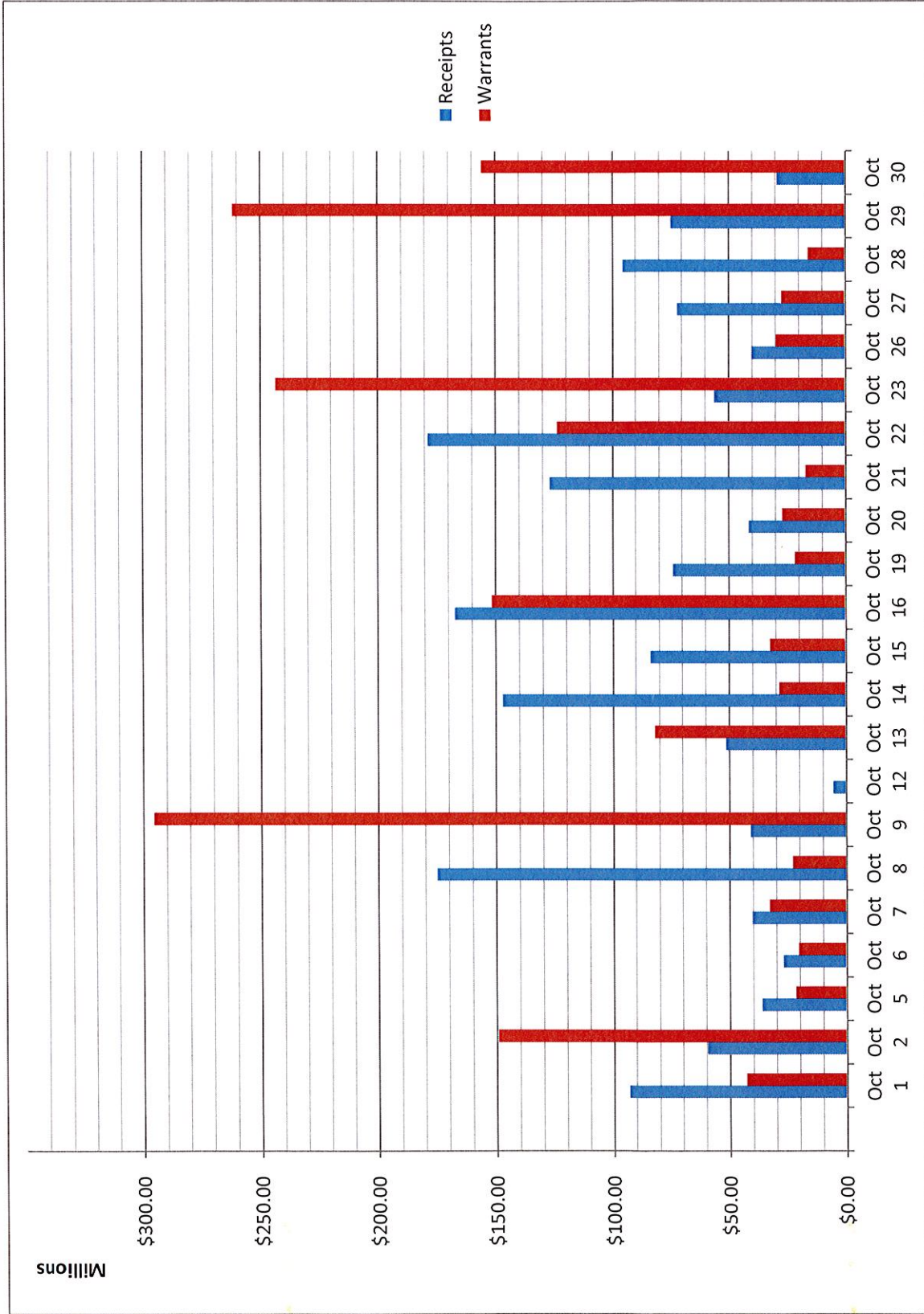
August 2015 DAILY CASH FLOWS



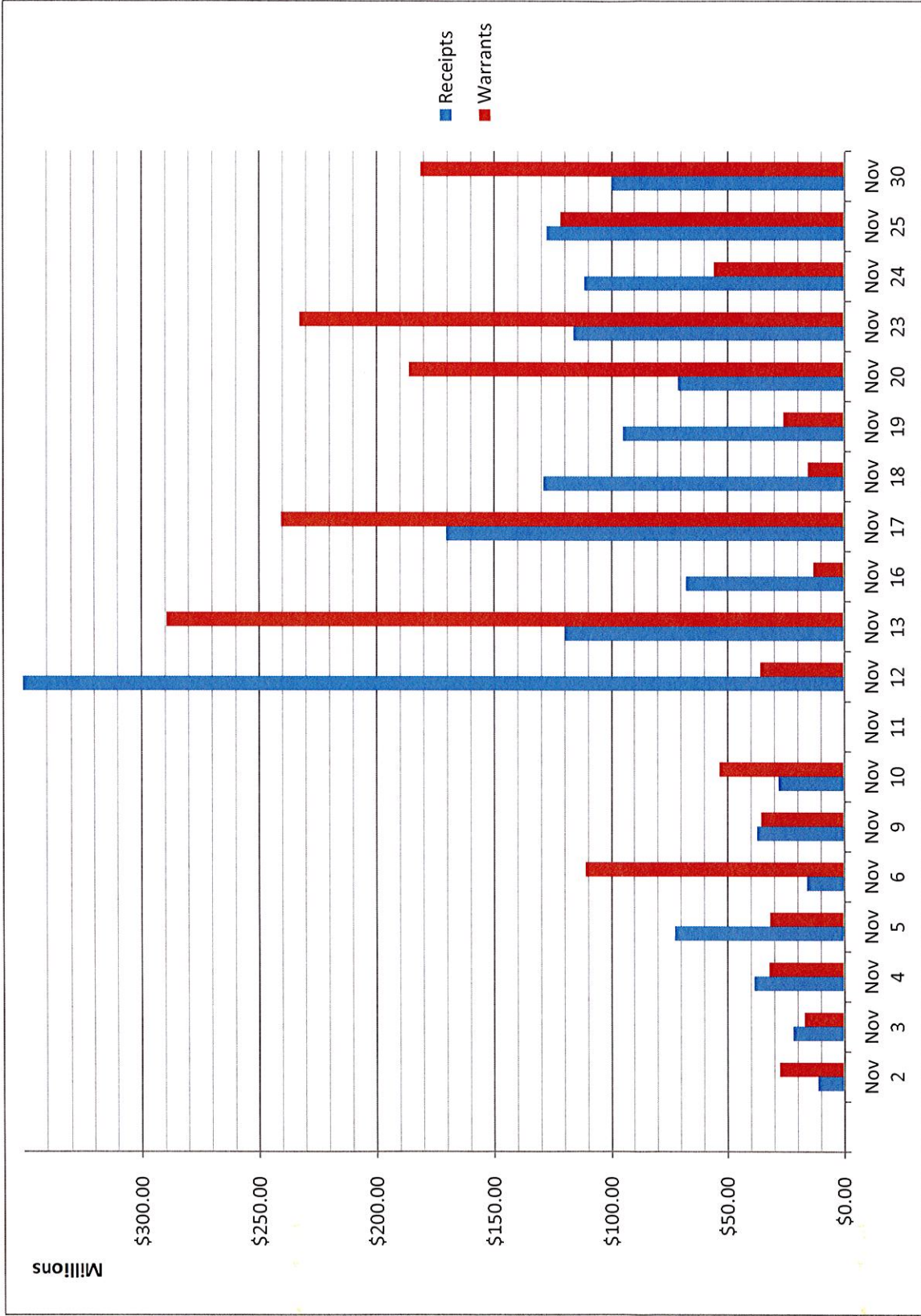
September 2015 DAILY CASH FLOWS



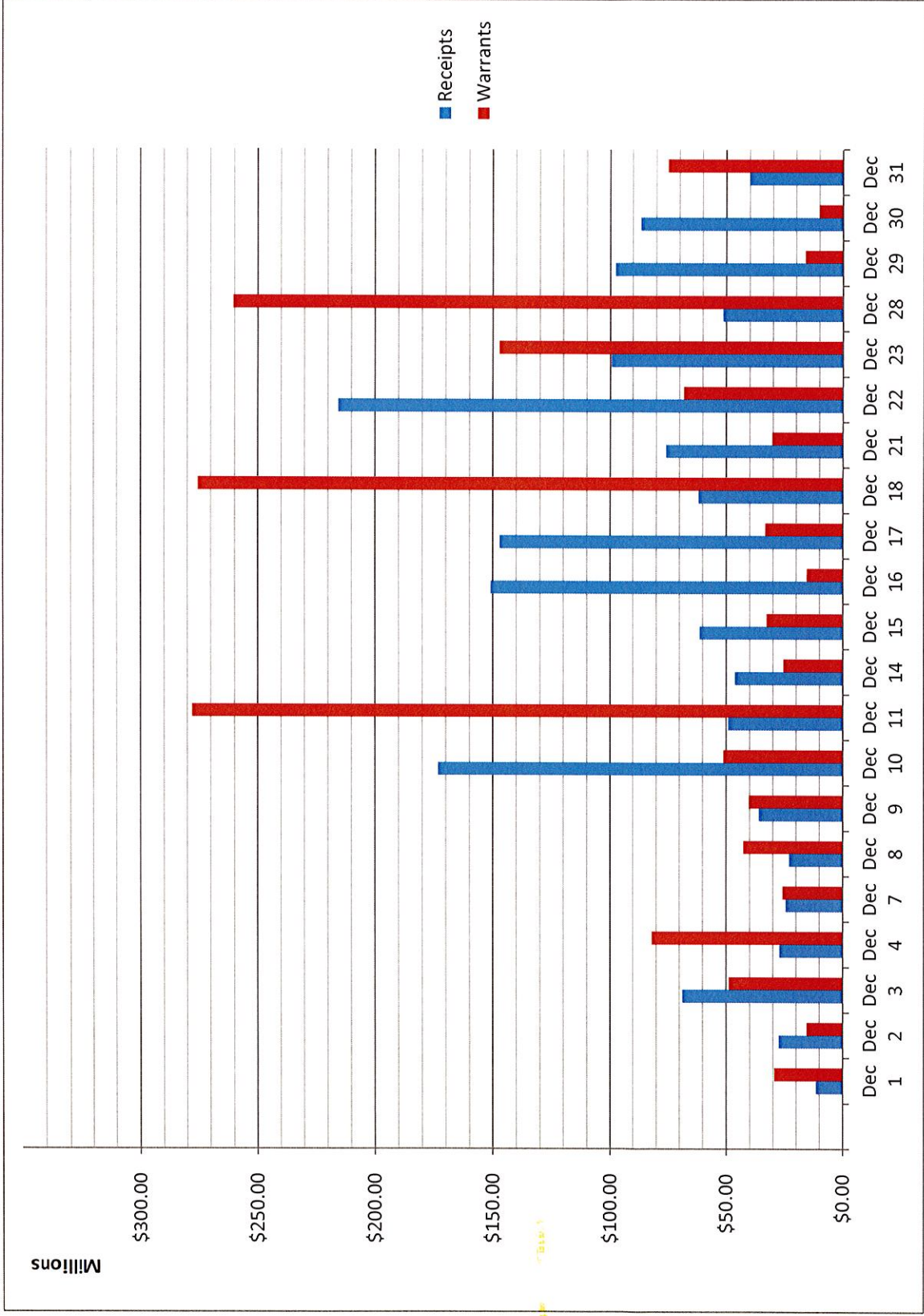
October 2015 DAILY CASH FLOWS



November 2015 DAILY CASH FLOWS



December 2015 DAILY CASH FLOWS



Run Date: 12/31/2015
Run Time: 3:23:37PM

Checks Charged Off Detail

Start Date: 12/31/2015 End Date: 12/31/2015

Page: 1
User: 0

<u>Jnl. Entry #</u>	<u>Trx. Date</u>	<u>Ref #</u>	<u>Agency</u>	<u>Fund</u>	<u>Rev Code</u>	<u>Ledger</u>	<u>Ledger Desc.</u>	<u>Description</u>	<u>Debit Amount</u>	<u>Credit Amount</u>
---------------------	------------------	--------------	---------------	-------------	-----------------	---------------	---------------------	--------------------	---------------------	----------------------

Totals for:

Count:

Grand Total

Count:

Run Date: 1/26/2016
 Run Time: 2:52:54PM

Checks Charged Off Detail

Start Date: 7/1/2015 End Date: 1/26/2016

Page: 1
 User: 0

Jnl. Entry #	Trx. Date	Ref #	Agency	Fund	Rev Code	Ledger	Ledger Desc.	Description	Debit Amount	Credit Amount
1046599	7/7/2015	REVENUE0069	ARK0000	ARK0000	4099999900	120	DF&A Chargebacks			30.00
1046599	7/7/2015	REVENUE0630	AGA0000	AGA0000	4013004000	999	Fund Cash Account		30.00	
Totals for: 7/7/2015							Count: 2		30.00	30.00
1047289	7/8/2015	NSF Check0069	ARK0000	ARK0000	4099999900	120	DF&A Chargebacks			137,775.76
1047289	7/8/2015	NSF Check0610	AGA0000	AGA0000	4010005000	999	Fund Cash Account	008005975	22,764.60	
1047289	7/8/2015	NSF Check0610	AGA0000	AGA0000	4010006000	999	Fund Cash Account	008005975	5,000.00	
1047289	7/8/2015	NSF Check0610	AGA0000	AGA0000	4010007000	999	Fund Cash Account	008005975	4,646.26	
1047289	7/8/2015	NSF Check0610	AGA0000	AGA0000	4010001001	999	Fund Cash Account	008005975	101,648.45	
1047289	7/8/2015	NSF Check0610	ARH0000	ARH0000	4040005001	999	Fund Cash Account	008005975	2,000.00	
1047289	7/8/2015	NSF Check0610	AGA0000	AGA0000	4010000900	999	Fund Cash Account	008005975	716.45	
1047289	7/8/2015	NSF Check0645	BAA0100	BAA0100	4043007001	999	Fund Cash Account	008005975	1,000.00	
Totals for: 7/8/2015							Count: 8		137,775.76	137,775.76
1049534	7/14/2015	Revenue C0069	ARK0000	ARK0000	4099999900	120	DF&A Chargebacks			7,828.32
1049534	7/14/2015	Revenue C0630	RRA0000	RRA0000	4020011000	999	Fund Cash Account		178.32	
1049534	7/14/2015	Revenue C0630	AGA0000	AGA0000	4013006001	999	Fund Cash Account		7,650.00	
Totals for: 7/14/2015							Count: 3		7,828.32	7,828.32
1050264	7/15/2015	NSF Check0069	ARK0000	ARK0000	4099999900	120	DF&A Chargebacks			27,210.12
1050264	7/15/2015	NSF Check0610	AGA0000	AGA0000	4010005000	999	Fund Cash Account	008006026	646.41	
1050264	7/15/2015	NSF Check0610	AGA0000	AGA0000	4010001001	999	Fund Cash Account	008006026	19,630.00	
1050264	7/15/2015	NSF Check0610	AGA0000	AGA0000	4010000900	999	Fund Cash Account	008006026	6,933.71	
Totals for: 7/15/2015							Count: 4		27,210.12	27,210.12

Run Date: 1/26/2016
 Run Time: 2:52:54PM

Checks Charged Off Detail

Start Date: 7/1/2015 End Date: 1/26/2016

Page: 2
 User: 0

Jnl. Entry #	Trx. Date	Ref #	Agency	Fund	Rev Code	Ledger	Ledger Desc.	Description	Debit Amount	Credit Amount
1051130	7/17/2015	various ch	0069	ARK0000	4099999900	122	Other Chargebacks			182.94
1051130	7/17/2015	various ch	0610	AGA0000	4014001000	999	Fund Cash Account		182.94	
Totals for: 7/17/2015							Count: 2		182.94	182.94
1052524	7/22/2015	REVENUE	0069	ARK0000	4099999900	120	DF&A Chargebacks			2,200.00
1052524	7/22/2015	REVENUE	0630	AGA0000	4013006001	999	Fund Cash Account		2,200.00	
1052682	7/22/2015	VARIOUS	0069	ARK0000	4099999900	122	Other Chargebacks			1,545.00
1052682	7/22/2015	VARIOUS	0710	FWF3000	6990003100	999	Fund Cash Account		1,500.00	
1052682	7/22/2015	VARIOUS	0710	PWE9100	6990003100	999	Fund Cash Account		25.00	
1052682	7/22/2015	VARIOUS	0710	PWP2500	4047099000	999	Fund Cash Account		20.00	
1052685	7/22/2015	VARIOUS	0069	ARK0000	4099999900	122	Other Chargebacks			82.75
1052685	7/22/2015	VARIOUS	0283	NPB0000	4043002000	999	Fund Cash Account		82.75	
1052687	7/22/2015	VARIOUS	0069	ARK0000	4099999900	122	Other Chargebacks			35.00
1052687	7/22/2015	VARIOUS	0800	MLS0100	4033006000	999	Fund Cash Account		25.00	
1052687	7/22/2015	VARIOUS	0800	MLS0200	4033027000	999	Fund Cash Account		10.00	
1052690	7/22/2015	VARIOUS	0069	ARK0000	4099999900	122	Other Chargebacks			1,052.76
1052690	7/22/2015	VARIOUS	0090	RRA0000	4033014000	999	Fund Cash Account		920.00	
1052690	7/22/2015	VARIOUS	0090	RRA0000	4042007100	999	Fund Cash Account		132.76	
1052693	7/22/2015	VARIOUS	0069	ARK0000	4099999900	122	Other Chargebacks			85.00
1052693	7/22/2015	VARIOUS	0270	NDL0000	4043002000	999	Fund Cash Account		85.00	
1052695	7/22/2015	VARIOUS	0069	ARK0000	4099999900	122	Other Chargebacks			160.00
1052695	7/22/2015	VARIOUS	0400	SPS0101	4031054000	999	Fund Cash Account		60.00	
1052695	7/22/2015	VARIOUS	0400	SPS0101	4031058000	999	Fund Cash Account		100.00	
1052700	7/22/2015	VARIOUS	0069	ARK0000	4099999900	122	Other Chargebacks			700.00
1052700	7/22/2015	VARIOUS	0228	NEC0000	4041007000	999	Fund Cash Account		700.00	

Run Date: 1/26/2016
 Run Time: 2:52:54PM

Checks Charged Off Detail

Start Date: 7/1/2015 End Date: 1/26/2016

Page: 3
 User: 0

Jnl. Entry #	Trx. Date	Ref #	Agency	Fund	Rev Code	Ledger	Ledger Desc.	Description	Debit Amount	Credit Amount
Totals for: 7/22/2015							Count: 21		5,860.51	5,860.51
1054018	7/23/2015	NSF Check0069	ARK0000	4099999900	120	DF&A Chargebacks				81,415.49
1054018	7/23/2015	NSF Check0610	AGA0000	4010005000	999	Fund Cash Account	008006058		1,537.82	
1054018	7/23/2015	NSF Check0610	AGA0000	4010006000	999	Fund Cash Account	008006058		5,000.00	
1054018	7/23/2015	NSF Check0610	AGA0000	4010007000	999	Fund Cash Account	008006058		145.00	
1054018	7/23/2015	NSF Check0610	AGA0000	4010001001	999	Fund Cash Account	008006058		4,049.99	
1054018	7/23/2015	NSF Check0090	RRA0000	4020011001	999	Fund Cash Account	008006058		68,732.25	
1054018	7/23/2015	NSF Check0610	AGA0000	4010000900	999	Fund Cash Account	008006058		625.43	
1054018	7/23/2015	NSF Check0645	BAA0100	4043007001	999	Fund Cash Account	008006058		1,325.00	
Totals for: 7/23/2015							Count: 8		81,415.49	81,415.49
1054468	7/24/2015	VARIOUS 0069	ARK0000	4099999900	122	Other Chargebacks				90.00
1054468	7/24/2015	VARIOUS 0425	TSI4500	4031026000	999	Fund Cash Account			90.00	
1054484	7/24/2015	VARIOUS 0069	ARK0000	4099999900	122	Other Chargebacks				2,900.00
1054484	7/24/2015	VARIOUS 0520	PER0300	2110007500	999	Fund Cash Account			2,900.00	
1054485	7/24/2015	VARIOUS 0069	ARK0000	4099999900	122	Other Chargebacks				15.50
1054485	7/24/2015	VARIOUS 0080	SDG0000	4033009000	999	Fund Cash Account			15.50	
1054490	7/24/2015	VARIOUS 0069	ARK0000	4099999900	122	Other Chargebacks				25.00
1054490	7/24/2015	VARIOUS 0960	SEF0100	4031005000	999	Fund Cash Account			15.00	
1054490	7/24/2015	VARIOUS 0990	MJA0100	4031005000	999	Fund Cash Account			10.00	
Totals for: 7/24/2015							Count: 9		3,030.50	3,030.50
1054955	7/27/2015	various ch20069	ARK0000	4099999900	122	Other Chargebacks				375.00
1054955	7/27/2015	various ch20500	NED0010	4041006000	999	Fund Cash Account			375.00	

Run Date: 1/26/2016
 Run Time: 2:52:54PM

Checks Charged Off Detail

Start Date: 7/1/2015 End Date: 1/26/2016

Page: 4
 User: 0

Jnl. Entry #	Trx. Date	Ref #	Agency	Fund	Rev Code	Ledger	Ledger Desc.	Description	Debit Amount	Credit Amount
Totals for: 7/27/2015							Count: 2		375.00	375.00
1055698	7/29/2015	NSF Check0069	ARK0000	ARK0000	4099999900	120	DF&A Chargebacks			20,000.30
1055698	7/29/2015	NSF Check0610	AGA0000	AGA0000	4010005000	999	Fund Cash Account	008006071	2,810.48	
1055698	7/29/2015	NSF Check0610	AGA0000	AGA0000	4010006000	999	Fund Cash Account	008006071	5,600.00	
1055698	7/29/2015	NSF Check0610	AGA0000	AGA0000	4010007000	999	Fund Cash Account	008006071	2,206.63	
1055698	7/29/2015	NSF Check0610	AGA0000	AGA0000	4010001001	999	Fund Cash Account	008006071	6,895.37	
1055698	7/29/2015	NSF Check0610	AGA0000	AGA0000	4010000900	999	Fund Cash Account	008006071	2,487.82	
1055763	7/29/2015	VARIOUS 0069	ARK0000	ARK0000	4099999900	122	Other Chargebacks			270.00
1055763	7/29/2015	VARIOUS 0645	BAA2000	BAA2000	4042002000	999	Fund Cash Account		250.00	
1055763	7/29/2015	VARIOUS 0645	BAA2000	BAA2000	4031016000	999	Fund Cash Account		20.00	
1055764	7/29/2015	VARIOUS 0069	ARK0000	ARK0000	4099999900	122	Other Chargebacks			280.00
1055764	7/29/2015	VARIOUS 0645	BAA0100	BAA0100	4031068000	999	Fund Cash Account		35.00	
1055764	7/29/2015	VARIOUS 0645	BAA0100	BAA0100	4043003000	999	Fund Cash Account		45.00	
1055764	7/29/2015	VARIOUS 0645	SHA0000	SHA0000	4033028000	999	Fund Cash Account		200.00	
1055765	7/29/2015	VARIOUS 0069	ARK0000	ARK0000	4099999900	122	Other Chargebacks			50.00
1055765	7/29/2015	VARIOUS 0224	NLC0000	NLC0000	4043002000	999	Fund Cash Account		50.00	
Totals for: 7/29/2015							Count: 15		20,600.30	20,600.30
1056746	8/3/2015	Various Ch0069	ARK0000	ARK0000	4099999900	122	Other Chargebacks			30.00
1056746	8/3/2015	Various Ch0248	NRE0001	NRE0001	4041012000	999	Fund Cash Account		30.00	
Totals for: 8/3/2015							Count: 2		30.00	30.00
1057483	8/4/2015	REVENUE0069	ARK0000	ARK0000	4099999900	120	DF&A Chargebacks			350.00
1057483	8/4/2015	REVENUE0630	AGA0000	AGA0000	4013006001	999	Fund Cash Account		350.00	

Run Date: 1/26/2016
 Run Time: 2:52:54PM

Checks Charged Off Detail

Start Date: 7/1/2015 End Date: 1/26/2016

Page: 5
 User: 0

Jnl. Entry #	Trx. Date	Ref #	Agency	Fund	Rev Code	Ledger	Ledger Desc.	Description	Debit Amount	Credit Amount
Totals for: 8/4/2015							Count: 2		350.00	350.00
1058029	8/5/2015	NSF Check0069	ARK0000	4099999900	120	DF&A Chargebacks				56,708.18
1058029	8/5/2015	NSF Check0610	AGA0000	4010005000	999	Fund Cash Account	008006105		764.13	
1058029	8/5/2015	NSF Check0610	AGA0000	4010006000	999	Fund Cash Account	008006105		709.00	
1058029	8/5/2015	NSF Check0610	AGA0000	4010007000	999	Fund Cash Account	008006105		349.14	
1058029	8/5/2015	NSF Check0610	AGA0000	4013009000	999	Fund Cash Account	008006105		340.00	
1058029	8/5/2015	NSF Check0610	AGA0000	4010001001	999	Fund Cash Account	008006105		54,177.91	
1058029	8/5/2015	NSF Check0610	AGA0000	4010000900	999	Fund Cash Account	008006105		368.00	
Totals for: 8/5/2015							Count: 7		56,708.18	56,708.18
1059277	8/6/2015	various ch20069	ARK0000	4099999900	122	Other Chargebacks				80.50
1059277	8/6/2015	various ch20080	SDG0000	4033009000	999	Fund Cash Account			80.50	
1059280	8/6/2015	various ch20069	ARK0000	4099999900	122	Other Chargebacks				39.75
1059280	8/6/2015	various ch20960	SEF0100	4031005000	999	Fund Cash Account			17.00	
1059280	8/6/2015	various ch20990	MJA0100	4031005000	999	Fund Cash Account			10.00	
1059280	8/6/2015	various ch20960	SEF0100	4041061000	999	Fund Cash Account			12.75	
Totals for: 8/6/2015							Count: 6		120.25	120.25
1060159	8/10/2015	REVENUE0069	ARK0000	4099999900	120	DF&A Chargebacks				331.00
1060159	8/10/2015	REVENUE0630	TAX0000	4040016000	999	Fund Cash Account			331.00	
Totals for: 8/10/2015							Count: 2		331.00	331.00
1060473	8/11/2015	NSF Check0069	ARK0000	4099999900	120	DF&A Chargebacks				10,233.75
1060473	8/11/2015	NSF Check0610	AGA0000	4010005000	999	Fund Cash Account	008006117		799.84	
1060473	8/11/2015	NSF Check0610	AGA0000	4010007000	999	Fund Cash Account	008006117		858.41	

Run Date: 1/26/2016
 Run Time: 2:52:54PM

Checks Charged Off Detail

Start Date: 7/1/2015 End Date: 1/26/2016

Page: 6
 User: 0

Jnl. Entry #	Trx. Date	Ref #	Agency	Fund	Rev Code	Ledger	Ledger Desc.	Description	Debit Amount	Credit Amount
1060473	8/11/2015	NSF Check	0610	AGA0000	4010001001	999	Fund Cash Account	008006117	8,440.00	
1060473	8/11/2015	NSF Check	0610	AGA0000	4010000900	999	Fund Cash Account	008006117	50.00	
1060473	8/11/2015	NSF Check	0930	TTG0100	4021009001	999	Fund Cash Account	008006117	85.50	
1060560	8/11/2015	various ch	20069	ARK0000	4099999900	122	Other Chargebacks			381.70
1060560	8/11/2015	various ch	20710	FWF6900	6990003100	999	Fund Cash Account		371.70	
1060560	8/11/2015	various ch	20710	PWP2500	4047099000	999	Fund Cash Account		10.00	
Totals for: 8/11/2015							Count: 9		10,615.45	10,615.45
1062896	8/18/2015	REVENUE	0069	ARK0000	4099999900	120	DF&A Chargebacks			4,578.28
1062896	8/18/2015	REVENUE	0630	TAX0000	4040016000	999	Fund Cash Account		78.28	
1062896	8/18/2015	REVENUE	0630	AGA0000	4013006001	999	Fund Cash Account		4,500.00	
Totals for: 8/18/2015							Count: 3		4,578.28	4,578.28
1063412	8/19/2015	NSF Check	0069	ARK0000	4099999900	120	DF&A Chargebacks			979,547.51
1063412	8/19/2015	NSF Check	0610	AGA0000	4010005000	999	Fund Cash Account	008006128	800.63	
1063412	8/19/2015	NSF Check	0610	AGA0000	4010007000	999	Fund Cash Account	008006128	342.50	
1063412	8/19/2015	NSF Check	0610	AGA0000	4010001001	999	Fund Cash Account	008006128	978,272.54	
1063412	8/19/2015	NSF Check	0610	AGA0000	4010000900	999	Fund Cash Account	008006128	131.84	
1063530	8/19/2015	Correct Joi	0069	ARK0000	4099999900	122	Other Chargebacks			1,765.00
1063530	8/19/2015	Correct Joi	0611	NAB0000	4048001000	999	Fund Cash Account		10.00	
1063530	8/19/2015	Correct Joi	0645	BAA0100	4031068000	999	Fund Cash Account		70.00	
1063530	8/19/2015	Correct Joi	0645	BAA0100	4043003000	999	Fund Cash Account		45.00	
1063530	8/19/2015	Correct Joi	0400	SPS0101	4031011000	999	Fund Cash Account		25.00	
1063530	8/19/2015	Correct Joi	0645	BAA2000	4031015000	999	Fund Cash Account		65.00	
1063530	8/19/2015	Correct Joi	0224	NLC0000	4042002000	999	Fund Cash Account		1,500.00	

Run Date: 1/26/2016
 Run Time: 2:52:54PM

Checks Charged Off Detail

Start Date: 7/1/2015 End Date: 1/26/2016

Page: 7
 User: 0

Jnl. Entry #	Trx. Date	Ref #	Agency	Fund	Rev Code	Ledger	Ledger Desc.	Description	Debit Amount	Credit Amount
1063530	8/19/2015	Correct Jo	0224	NLC0000	4043002000	999	Fund Cash Account		50.00	
Totals for: 8/19/2015							Count: 13		981,312.51	981,312.51
1064663	8/20/2015	Various Ch	0069	ARK0000	4099999900	122	Other Chargebacks			3,342.22
1064663	8/20/2015	Various Ch	0385	NVA0000	4044003000	999	Fund Cash Account		2,759.02	
1064663	8/20/2015	Various Ch	0995	FKA1406	4050003000	999	Fund Cash Account		543.20	
1064663	8/20/2015	Various Ch	0385	NVA0000	2114004000	999	Fund Cash Account		40.00	
Totals for: 8/20/2015							Count: 4		3,342.22	3,342.22
1065834	8/25/2015	Various ch	0069	ARK0000	4099999900	122	Other Chargebacks			124.50
1065834	8/25/2015	Various ch	0960	SEF0100	4031005000	999	Fund Cash Account		49.00	
1065834	8/25/2015	Various ch	0960	SMP0100	4031075000	999	Fund Cash Account		20.00	
1065834	8/25/2015	Various ch	0990	MJA0100	4031005000	999	Fund Cash Account		30.00	
1065834	8/25/2015	Various ch	0960	SEF0100	4041061000	999	Fund Cash Account		25.50	
Totals for: 8/25/2015							Count: 5		124.50	124.50
1066564	8/26/2015	NSF Check	0069	ARK0000	4099999900	120	DF&A Chargebacks			8,857.88
1066564	8/26/2015	NSF Check	0610	AGA0000	4010005000	999	Fund Cash Account	008006151	3,698.40	
1066564	8/26/2015	NSF Check	0610	AGA0000	4010007000	999	Fund Cash Account	008006151	25.42	
1066564	8/26/2015	NSF Check	0610	AGA0000	4010001001	999	Fund Cash Account	008006151	4,044.06	
1066564	8/26/2015	NSF Check	0610	AGA0000	4010000900	999	Fund Cash Account	008006151	1,090.00	
Totals for: 8/26/2015							Count: 5		8,857.88	8,857.88
1066985	8/27/2015	various ch	20069	ARK0000	4099999900	122	Other Chargebacks			66.50
1066985	8/27/2015	various ch	20090	RRA0000	4047099000	999	Fund Cash Account		9.50	
1066985	8/27/2015	various ch	20710	PWP2500	4047099000	999	Fund Cash Account		40.00	

Run Date: 1/26/2016
 Run Time: 2:52:54PM

Checks Charged Off Detail

Start Date: 7/1/2015 End Date: 1/26/2016

Page: 8
 User: 0

Jnl. Entry #	Trx. Date	Ref #	Agency	Fund	Rev Code	Ledger	Ledger Desc.	Description	Debit Amount	Credit Amount
1066985	8/27/2015	various ch	0800	MLS0100	4033006000	999	Fund Cash Account		17.00	
Totals for: 8/27/2015							Count: 4		66.50	66.50
1067508	8/28/2015	Various Ch	0069	ARK0000	4099999900	122	Other Chargebacks			5,429.19
1067508	8/28/2015	Various Ch	0324	HSC3702	4041048000	999	Fund Cash Account		40.00	
1067508	8/28/2015	Various Ch	0425	TSI4500	4031026000	999	Fund Cash Account		90.00	
1067508	8/28/2015	Various Ch	0520	PER0300	6990003000	999	Fund Cash Account		3,100.00	
1067508	8/28/2015	Various Ch	0800	HSA0100	4050003000	999	Fund Cash Account		325.00	
1067508	8/28/2015	Various Ch	0645	BAA2000	4042002000	999	Fund Cash Account		50.00	
1067508	8/28/2015	Various Ch	0645	BAA2000	4031019000	999	Fund Cash Account		50.00	
1067508	8/28/2015	Various Ch	0877	NNH0404	4047099000	999	Fund Cash Account		734.19	
1067508	8/28/2015	Various Ch	0620	MCD0100	4041012000	999	Fund Cash Account		12.00	
1067508	8/28/2015	Various Ch	0211	SBL0000	4032110000	999	Fund Cash Account		8.00	
1067508	8/28/2015	Various Ch	0211	MBB0200	4032110000	999	Fund Cash Account		20.00	
1067508	8/28/2015	Various Ch	0800	MLS0100	4032001000	999	Fund Cash Account		1,000.00	
Totals for: 8/28/2015							Count: 12		5,429.19	5,429.19
1070704	9/8/2015	Various Ch	0069	ARK0000	4099999900	122	Other Chargebacks			3,528.89
1070704	9/8/2015	Various Ch	0216	SCS0100	4031084000	999	Fund Cash Account		75.00	
1070704	9/8/2015	Various Ch	0610	MPH0000	4048003000	999	Fund Cash Account		3,453.89	
Totals for: 9/8/2015							Count: 3		3,528.89	3,528.89
1071145	9/9/2015	NSF Check	0069	ARK0000	4099999900	120	DF&A Chargebacks			59,761.06
1071145	9/9/2015	NSF Check	0610	AGA0000	4010005000	999	Fund Cash Account	008006162	1,806.07	
1071145	9/9/2015	NSF Check	0610	AGA0000	4010006000	999	Fund Cash Account	008006162	500.00	
1071145	9/9/2015	NSF Check	0610	AGA0000	4010007000	999	Fund Cash Account	008006162	3,207.75	

Run Date: 1/26/2016
 Run Time: 2:52:54PM

Checks Charged Off Detail

Start Date: 7/1/2015 End Date: 1/26/2016

Page: 9
 User: 0

Jnl. Entry #	Trx. Date	Ref #	Agency	Fund	Rev Code	Ledger	Ledger Desc.	Description	Debit Amount	Credit Amount
1071145	9/9/2015	NSF Check0610	ARH0000	ARH0000	4040005000	999	Fund Cash Account	008006162	1,712.00	
1071145	9/9/2015	NSF Check0610	AGA0000	AGA0000	4010001001	999	Fund Cash Account	008006162	52,318.01	
1071145	9/9/2015	NSF Check0610	AGA0000	AGA0000	4010000900	999	Fund Cash Account	008006162	217.23	
Totals for: 9/9/2015							Count: 7		59,761.06	59,761.06
1072061	9/11/2015	VARIOUS 0069	ARK0000	ARK0000	4099999900	122	Other Chargebacks			3,098.56
1072061	9/11/2015	VARIOUS 0800	NDW0001	NDW0001	4046001000	999	Fund Cash Account		2,996.36	
1072061	9/11/2015	VARIOUS 0960	SEF0100	SEF0100	4031005000	999	Fund Cash Account		21.00	
1072061	9/11/2015	VARIOUS 0990	MJA0100	MJA0100	4031005000	999	Fund Cash Account		10.00	
1072061	9/11/2015	VARIOUS 0960	SEF0100	SEF0100	4041061000	999	Fund Cash Account		38.25	
1072061	9/11/2015	VARIOUS 0470	MHC0100	MHC0100	1130001000	999	Fund Cash Account		32.95	
Totals for: 9/11/2015							Count: 6		3,098.56	3,098.56
1073007	9/15/2015	REVENUE0069	ARK0000	ARK0000	4099999900	120	DF&A Chargebacks			17.86
1073007	9/15/2015	REVENUE0630	TAX0000	TAX0000	4040016000	999	Fund Cash Account		17.86	
Totals for: 9/15/2015							Count: 2		17.86	17.86
1073506	9/16/2015	NSF Check0069	ARK0000	ARK0000	4099999900	120	DF&A Chargebacks			11,074.49
1073506	9/16/2015	NSF Check0610	AGA0000	AGA0000	4010005000	999	Fund Cash Account	008006170	3,100.94	
1073506	9/16/2015	NSF Check0610	AGA0000	AGA0000	4010007000	999	Fund Cash Account	008006170	1,273.06	
1073506	9/16/2015	NSF Check0610	AGA0000	AGA0000	4010001001	999	Fund Cash Account	008006170	6,134.37	
1073506	9/16/2015	NSF Check0610	AGA0000	AGA0000	4010000900	999	Fund Cash Account	008006170	566.12	
1073508	9/16/2015	various ch20069	ARK0000	ARK0000	4099999900	122	Other Chargebacks			330.00
1073508	9/16/2015	various ch20425	TSI4500	TSI4500	4031026000	999	Fund Cash Account		130.00	
1073508	9/16/2015	various ch20710	PWP2500	PWP2500	4047099000	999	Fund Cash Account		20.00	
1073508	9/16/2015	various ch20292	NSA0000	NSA0000	4041007000	999	Fund Cash Account		80.00	

Run Date: 1/26/2016
 Run Time: 2:52:54PM

Checks Charged Off Detail

Start Date: 7/1/2015 End Date: 1/26/2016

Page: 10
 User: 0

Jnl. Entry #	Trx. Date	Ref #	Agency	Fund	Rev Code	Ledger	Ledger Desc.	Description	Debit Amount	Credit Amount
1073508	9/16/2015	various ch	0292	NSA0000	4042002000	999	Fund Cash Account		100.00	
Totals for: 9/16/2015							Count: 10		11,404.49	11,404.49
1075642	9/18/2015	various ch	0069	ARK0000	4099999900	122	Other Chargebacks			417.25
1075642	9/18/2015	various ch	0960	SEF0100	4031005000	999	Fund Cash Account		48.00	
1075642	9/18/2015	various ch	0960	SMP0600	4033021000	999	Fund Cash Account		330.00	
1075642	9/18/2015	various ch	0960	SEF0100	4041061000	999	Fund Cash Account		39.25	
Totals for: 9/18/2015							Count: 4		417.25	417.25
1076159	9/21/2015	Various Ch	0069	ARK0000	4099999900	122	Other Chargebacks			232,726.34
1076159	9/21/2015	Various Ch	0090	RRA0000	4033014000	999	Fund Cash Account		34.00	
1076159	9/21/2015	Various Ch	0480	HCA0100	4050003000	999	Fund Cash Account		524.58	
1076159	9/21/2015	Various Ch	0710	PWP2500	4047099000	999	Fund Cash Account		40.00	
1076159	9/21/2015	Various Ch	0090	RRA0000	4050003000	999	Fund Cash Account		232,127.76	
Totals for: 9/21/2015							Count: 5		232,726.34	232,726.34
1076573	9/22/2015	Various ch	0069	ARK0000	4099999900	122	Other Chargebacks			189.00
1076573	9/22/2015	Various ch	0090	RRA0000	4033014000	999	Fund Cash Account		139.00	
1076573	9/22/2015	Various ch	0930	SHW0000	4033025000	999	Fund Cash Account		50.00	
Totals for: 9/22/2015							Count: 3		189.00	189.00
1076885	9/23/2015	NSF Check	0069	ARK0000	4099999900	120	DF&A Chargebacks			15,138.48
1076885	9/23/2015	NSF Check	0610	AGA0000	4010005000	999	Fund Cash Account	008006177	856.52	
1076885	9/23/2015	NSF Check	0610	AGA0000	4010006000	999	Fund Cash Account	008006177	3,303.00	
1076885	9/23/2015	NSF Check	0610	AGA0000	4010007000	999	Fund Cash Account	008006177	211.90	
1076885	9/23/2015	NSF Check	0610	AGA0000	4010001001	999	Fund Cash Account	008006177	9,632.32	

Run Date: 1/26/2016
 Run Time: 2:52:54PM

Checks Charged Off Detail

Start Date: 7/1/2015 End Date: 1/26/2016

Page: 11
 User: 0

Jnl. Entry #	Trx. Date	Ref #	Agency	Fund	Rev Code	Ledger	Ledger Desc.	Description	Debit Amount	Credit Amount
1076885	9/23/2015	NSF Check	0610	AGA0000	4010000900	999	Fund Cash Account	008006177	1,134.74	
Totals for: 9/23/2015							Count: 6		15,138.48	15,138.48
1077463	9/24/2015	Various Ch	0069	ARK0000	4099999900	122	Other Chargebacks			844.25
1077463	9/24/2015	Various Ch	0425	TSI4500	4031026000	999	Fund Cash Account		420.00	
1077463	9/24/2015	Various Ch	0710	PWP2500	4047099000	999	Fund Cash Account		30.00	
1077463	9/24/2015	Various Ch	0710	SCT0100	4033019000	999	Fund Cash Account		50.00	
1077463	9/24/2015	Various Ch	0960	SEF0100	4031005000	999	Fund Cash Account		36.00	
1077463	9/24/2015	Various Ch	0960	SMP0500	4033002000	999	Fund Cash Account		250.00	
1077463	9/24/2015	Various Ch	0990	MJA0100	4031005000	999	Fund Cash Account		20.00	
1077463	9/24/2015	Various Ch	0960	SEF0100	4041061000	999	Fund Cash Account		38.25	
Totals for: 9/24/2015							Count: 8		844.25	844.25
1077905	9/25/2015	Correct Jo	0069	ARK0000	4099999900	122	Other Chargebacks			700.50
1077905	9/25/2015	Correct Jo	0645	BAA0100	4031068000	999	Fund Cash Account		35.00	
1077905	9/25/2015	Correct Jo	0645	BAA0100	4041028000	999	Fund Cash Account		65.50	
1077905	9/25/2015	Correct Jo	0645	SHA0000	4033028000	999	Fund Cash Account		340.00	
1077905	9/25/2015	Correct Jo	0645	SHL0000	4033010000	999	Fund Cash Account		260.00	
Totals for: 9/25/2015							Count: 5		700.50	700.50
1078650	9/29/2015	CORRECT	0960	SMP0600	4031039000	999	Fund Cash Account		150.00	
1078650	9/29/2015	CORRECT	0960	SMP0600	4033021000	999	Fund Cash Account			180.00
1078650	9/29/2015	CORRECT	0990	MJA0100	4031005000	999	Fund Cash Account		30.00	
1078655	9/29/2015	various ch	20069	ARK0000	4099999900	122	Other Chargebacks			382.91
1078655	9/29/2015	various ch	20080	SDG0000	4033009000	999	Fund Cash Account		70.00	
1078655	9/29/2015	various ch	20520	NRS0001	4047009700	999	Fund Cash Account		54.50	

Run Date: 1/26/2016
 Run Time: 2:52:54PM

Checks Charged Off Detail

Start Date: 7/1/2015 End Date: 1/26/2016

Page: 12
 User: 0

Jnl. Entry #	Trx. Date	Ref #	Agency	Fund	Rev Code	Ledger	Ledger Desc.	Description	Debit Amount	Credit Amount
1078655	9/29/2015	various ch	0520	NRS0001	4049017000	999	Fund Cash Account		8.41	
1078655	9/29/2015	various ch	0930	TPE0000	4031004000	999	Fund Cash Account		200.00	
1078655	9/29/2015	various ch	0224	NLC0000	4043002000	999	Fund Cash Account		50.00	
Totals for: 9/29/2015							Count: 9		562.91	562.91
1079078	9/30/2015	NSF Check	0069	ARK0000	4099999900	120	DF&A Chargebacks			282,812.72
1079078	9/30/2015	NSF Check	0610	AGA0000	4010005000	999	Fund Cash Account	008006186	1,561.63	
1079078	9/30/2015	NSF Check	0610	AGA0000	4010006000	999	Fund Cash Account	008006186	4,990.00	
1079078	9/30/2015	NSF Check	0610	AGA0000	4010007000	999	Fund Cash Account	008006186	643.10	
1079078	9/30/2015	NSF Check	0610	ARH0000	4040006000	999	Fund Cash Account	008006186	2,110.00	
1079078	9/30/2015	NSF Check	0610	AGA0000	4010001001	999	Fund Cash Account	008006186	7,833.99	
1079078	9/30/2015	NSF Check	0090	RRA0000	4020040001	999	Fund Cash Account	008006186	265,674.00	
Totals for: 9/30/2015							Count: 7		282,812.72	282,812.72
1082097	10/7/2015	NSF Check	0069	ARK0000	4099999900	120	DF&A Chargebacks			59,278.48
1082097	10/7/2015	NSF Check	0610	AGA0000	4010005000	999	Fund Cash Account	008006192	4,930.46	
1082097	10/7/2015	NSF Check	0610	AGA0000	4010006000	999	Fund Cash Account	008006192	27,036.00	
1082097	10/7/2015	NSF Check	0610	AGA0000	4010007000	999	Fund Cash Account	008006192	205.96	
1082097	10/7/2015	NSF Check	0610	ARH0000	4040005000	999	Fund Cash Account	008006192	500.00	
1082097	10/7/2015	NSF Check	0610	ARH0000	4040006000	999	Fund Cash Account	008006192	3,000.00	
1082097	10/7/2015	NSF Check	0610	AGA0000	4010001001	999	Fund Cash Account	008006192	23,156.33	
1082097	10/7/2015	NSF Check	0610	AGA0000	4010000900	999	Fund Cash Account	008006192	449.73	
Totals for: 10/7/2015							Count: 8		59,278.48	59,278.48
1083654	10/13/2015	VARIOUS	0069	ARK0000	4099999900	122	Other Chargebacks			245.75
1083654	10/13/2015	VARIOUS	0960	SEF0100	4031005000	999	Fund Cash Account		53.00	

Run Date: 1/26/2016
 Run Time: 2:52:54PM

Checks Charged Off Detail

Start Date: 7/1/2015 End Date: 1/26/2016

Page: 13
 User: 0

Jnl. Entry #	Trx. Date	Ref #	Agency	Fund	Rev Code	Ledger	Ledger Desc.	Description	Debit Amount	Credit Amount
1083654	10/13/2015	VARIOUS	0960	SMP0100	4031062000	999	Fund Cash Account		100.00	
1083654	10/13/2015	VARIOUS	0960	SMP0100	4031075000	999	Fund Cash Account		10.00	
1083654	10/13/2015	VARIOUS	0960	SMP0100	4047099000	999	Fund Cash Account		1.75	
1083654	10/13/2015	VARIOUS	0990	MJA0100	4031005000	999	Fund Cash Account		30.00	
1083654	10/13/2015	VARIOUS	0960	SEF0100	4041061000	999	Fund Cash Account		51.00	
1083782	10/13/2015	various cha	0053	AGA0000	4011010000	999	Fund Cash Account		100.00	
1083782	10/13/2015	various cha	0069	ARK0000	4099999900	122	Other Chargebacks			954.24
1083782	10/13/2015	various cha	0248	NRE0001	4041012000	999	Fund Cash Account		30.00	
1083782	10/13/2015	various cha	0390	TJW0100	4041028000	999	Fund Cash Account		50.00	
1083782	10/13/2015	various cha	0425	TSI4500	4031026000	999	Fund Cash Account		35.00	
1083782	10/13/2015	various cha	0610	AGA0000	4010012000	999	Fund Cash Account		172.24	
1083782	10/13/2015	various cha	0710	PWP2500	4047099000	999	Fund Cash Account		20.00	
1083782	10/13/2015	various cha	0425	NDD0003	4041028000	999	Fund Cash Account		22.00	
1083782	10/13/2015	various cha	0800	MLS0300	4041031000	999	Fund Cash Account		300.00	
1083782	10/13/2015	various cha	0212	NBE0000	4041028000	999	Fund Cash Account		100.00	
1083782	10/13/2015	various cha	0212	NBE0000	4043002000	999	Fund Cash Account		100.00	
1083782	10/13/2015	various cha	0224	NLC0000	4043002000	999	Fund Cash Account		25.00	
Totals for: 10/13/2015							Count: 19		1,199.99	1,199.99
1084044	10/14/2015	NSF Check	0069	ARK0000	4099999900	120	DF&A Chargebacks			20,517.02
1084044	10/14/2015	NSF Check	0610	AGA0000	4010005000	999	Fund Cash Account	008006203	1,098.80	
1084044	10/14/2015	NSF Check	0610	AGA0000	4010006000	999	Fund Cash Account	008006203	1,350.00	
1084044	10/14/2015	NSF Check	0610	AGA0000	4010007000	999	Fund Cash Account	008006203	254.23	
1084044	10/14/2015	NSF Check	0610	AGA0000	4010001001	999	Fund Cash Account	008006203	17,013.99	
1084044	10/14/2015	NSF Check	0610	AGA0000	4010000900	999	Fund Cash Account	008006203	800.00	

Run Date: 1/26/2016
 Run Time: 2:52:54PM

Checks Charged Off Detail

Start Date: 7/1/2015 End Date: 1/26/2016

Page: 14
 User: 0

Jnl. Entry #	Trx. Date	Ref #	Agency	Fund	Rev Code	Ledger	Ledger Desc.	Description	Debit Amount	Credit Amount
Totals for: 10/14/2015							Count: 6		20,517.02	20,517.02
1086455	10/20/2015	various cha	0069	ARK0000	4099999900	122	Other Chargebacks			3,997.26
1086455	10/20/2015	various cha	0080	SDG0000	4033009000	999	Fund Cash Account		3,997.26	
1086795	10/20/2015	REV CHG	0069	ARK0000	4099999900	120	DF&A Chargebacks			1,861.79
1086795	10/20/2015	REV CHG	0630	RRA0000	4020011000	999	Fund Cash Account		302.79	
1086795	10/20/2015	REV CHG	0630	TAX0000	4040016000	999	Fund Cash Account		1,559.00	
Totals for: 10/20/2015							Count: 5		5,859.05	5,859.05
1087201	10/21/2015	NSF Check	0069	ARK0000	4099999900	120	DF&A Chargebacks			20,233.82
1087201	10/21/2015	NSF Check	0610	AGA0000	4010005000	999	Fund Cash Account	008006210	12,584.80	
1087201	10/21/2015	NSF Check	0610	AGA0000	4010006000	999	Fund Cash Account	008006210	3,330.00	
1087201	10/21/2015	NSF Check	0610	AGA0000	4010007000	999	Fund Cash Account	008006210	67.94	
1087201	10/21/2015	NSF Check	0610	AGA0000	4010001001	999	Fund Cash Account	008006210	4,038.28	
1087201	10/21/2015	NSF Check	0610	AGA0000	4010000900	999	Fund Cash Account	008006210	212.80	
1087274	10/21/2015	VARIOUS	0069	ARK0000	4099999900	122	Other Chargebacks			25.00
1087274	10/21/2015	VARIOUS	0216	SCS0100	4031084000	999	Fund Cash Account		25.00	
Totals for: 10/21/2015							Count: 8		20,258.82	20,258.82
1087378	10/22/2015	various cha	0069	ARK0000	4099999900	122	Other Chargebacks			17.00
1087378	10/22/2015	various cha	0800	MLS0100	4033006000	999	Fund Cash Account		17.00	
Totals for: 10/22/2015							Count: 2		17.00	17.00
1091042	10/29/2015	NSF Check	0069	ARK0000	4099999900	120	DF&A Chargebacks			136,691.80
1091042	10/29/2015	NSF Check	0610	AGA0000	4010005000	999	Fund Cash Account	008006224	39,967.41	
1091042	10/29/2015	NSF Check	0610	AGA0000	4010006000	999	Fund Cash Account	008006224	1,768.00	

Run Date: 1/26/2016
 Run Time: 2:52:54PM

Checks Charged Off Detail

Start Date: 7/1/2015 End Date: 1/26/2016

Page: 15
 User: 0

Jnl. Entry #	Trx. Date	Ref #	Agency	Fund	Rev Code	Ledger	Ledger Desc.	Description	Debit Amount	Credit Amount
1091042	10/29/2015	NSF Check0610	0610	AGA0000	4010007000	999	Fund Cash Account	008006224	1,210.33	
1091042	10/29/2015	NSF Check0610	0610	AGA0000	4010001001	999	Fund Cash Account	008006224	67,391.56	
1091042	10/29/2015	NSF Check0610	0610	ARH0000	4040005001	999	Fund Cash Account	008006224	26,000.00	
1091042	10/29/2015	NSF Check0610	0610	AGA0000	4010000900	999	Fund Cash Account	008006224	354.50	
1091183	10/29/2015	Various Ch0069	0069	ARK0000	4099999900	122	Other Chargebacks			1,673.33
1091183	10/29/2015	Various Ch0248	0248	NRE0001	4041007000	999	Fund Cash Account		120.00	
1091183	10/29/2015	Various Ch0248	0248	NRE0001	4042002000	999	Fund Cash Account		20.00	
1091183	10/29/2015	Various Ch0520	0520	NRS0001	4047009700	999	Fund Cash Account		484.81	
1091183	10/29/2015	Various Ch0520	0520	NRS0001	4049017000	999	Fund Cash Account		120.22	
1091183	10/29/2015	Various Ch0610	0610	MPH0000	4048003000	999	Fund Cash Account		21.80	
1091183	10/29/2015	Various Ch0645	0645	BAA0100	4031068000	999	Fund Cash Account		87.50	
1091183	10/29/2015	Various Ch0710	0710	PWP2500	4047099000	999	Fund Cash Account		200.00	
1091183	10/29/2015	Various Ch0800	0800	MLS0200	4033027000	999	Fund Cash Account		50.00	
1091183	10/29/2015	Various Ch0960	0960	SEF0100	4031005000	999	Fund Cash Account		53.00	
1091183	10/29/2015	Various Ch0960	0960	SMP0100	4031062000	999	Fund Cash Account		35.00	
1091183	10/29/2015	Various Ch0990	0990	MJA0100	4031005000	999	Fund Cash Account		30.00	
1091183	10/29/2015	Various Ch0645	0645	SHL0000	4033010000	999	Fund Cash Account		350.00	
1091183	10/29/2015	Various Ch0224	0224	NLC0000	4043002000	999	Fund Cash Account		50.00	
1091183	10/29/2015	Various Ch0960	0960	SEF0100	4041061000	999	Fund Cash Account		51.00	
Totals for: 10/29/2015							Count: 22		138,365.13	138,365.13
1091817	11/2/2015	VARIOUS 0069	0069	ARK0000	4099999900	122	Other Chargebacks			125.00
1091817	11/2/2015	VARIOUS 0212	0212	NBE0000	4043002000	999	Fund Cash Account		75.00	
1091817	11/2/2015	VARIOUS 0645	0645	BAA2000	4031019000	999	Fund Cash Account		50.00	

Run Date: 1/26/2016
 Run Time: 2:52:54PM

Checks Charged Off Detail

Start Date: 7/1/2015 End Date: 1/26/2016

Page: 16
 User: 0

Jnl. Entry #	Trx. Date	Ref #	Agency	Fund	Rev Code	Ledger	Ledger Desc.	Description	Debit Amount	Credit Amount
Totals for: 11/2/2015							Count: 3		125.00	125.00
1093343	11/5/2015	REV CHG 0069	ARK0000	4099999900	120	DF&A Chargebacks				450.00
1093343	11/5/2015	REV CHG 0630	AGA0000	4013006001	999	Fund Cash Account			450.00	
Totals for: 11/5/2015							Count: 2		450.00	450.00
1093771	11/9/2015	Various Ch0069	ARK0000	4099999900	122	Other Chargebacks				335.90
1093771	11/9/2015	Various Ch0080	SDG0000	4033009000	999	Fund Cash Account			116.00	
1093771	11/9/2015	Various Ch0425	TSI4500	4031026000	999	Fund Cash Account			70.00	
1093771	11/9/2015	Various Ch0610	MPH0000	4048003000	999	Fund Cash Account			92.65	
1093771	11/9/2015	Various Ch0960	SEF0100	4031005000	999	Fund Cash Account			22.00	
1093771	11/9/2015	Various Ch0960	SMP0100	4031062000	999	Fund Cash Account			7.50	
1093771	11/9/2015	Various Ch0990	MJA0100	4031005000	999	Fund Cash Account			15.00	
1093771	11/9/2015	Various Ch0960	SEF0100	4041061000	999	Fund Cash Account			12.75	
Totals for: 11/9/2015							Count: 8		335.90	335.90
1095432	11/12/2015	NSF Check0069	ARK0000	4099999900	120	DF&A Chargebacks				90,968.86
1095432	11/12/2015	NSF Check0610	AGA0000	4010005000	999	Fund Cash Account	008006236		11,155.55	
1095432	11/12/2015	NSF Check0610	AGA0000	4010006000	999	Fund Cash Account	008006236		400.00	
1095432	11/12/2015	NSF Check0610	AGA0000	4010007000	999	Fund Cash Account	008006236		1,455.86	
1095432	11/12/2015	NSF Check0610	AGA0000	4010001001	999	Fund Cash Account	008006236		77,284.50	
1095432	11/12/2015	NSF Check0610	AGA0000	4010000900	999	Fund Cash Account	008006236		651.95	
1095432	11/12/2015	NSF Check0930	TTG0100	4021009001	999	Fund Cash Account	008006236		21.00	
Totals for: 11/12/2015							Count: 7		90,968.86	90,968.86
1097789	11/18/2015	NSF Check0069	ARK0000	4099999900	120	DF&A Chargebacks				24,101.09

Run Date: 1/26/2016
 Run Time: 2:52:54PM

Checks Charged Off Detail

Start Date: 7/1/2015 End Date: 1/26/2016

Page: 17
 User: 0

Jnl. Entry #	Trx. Date	Ref #	Agency	Fund	Rev Code	Ledger	Ledger Desc.	Description	Debit Amount	Credit Amount
1097789	11/18/2015	NSF Check0610	0610	AGA0000	4010005000	999	Fund Cash Account	008006241	7,890.52	
1097789	11/18/2015	NSF Check0610	0610	AGA0000	4010006000	999	Fund Cash Account	008006241	400.00	
1097789	11/18/2015	NSF Check0610	0610	AGA0000	4010007000	999	Fund Cash Account	008006241	1,885.46	
1097789	11/18/2015	NSF Check0610	0610	AGA0000	4010001001	999	Fund Cash Account	008006241	10,608.11	
1097789	11/18/2015	NSF Check0610	0610	AGA0000	4010000900	999	Fund Cash Account	008006241	3,317.00	
1097900	11/18/2015	Various Ch0069	0069	ARK0000	4099999900	122	Other Chargebacks			665.23
1097900	11/18/2015	Various Ch0283	0283	NPB0000	4043002000	999	Fund Cash Account		107.75	
1097900	11/18/2015	Various Ch0385	0385	NVA0000	2114004000	999	Fund Cash Account		557.48	
Totals for: 11/18/2015							Count: 9		24,766.32	24,766.32
1099543	11/24/2015	REV CHG 0069	0069	ARK0000	4099999900	120	DF&A Chargebacks			1,210.18
1099543	11/24/2015	REV CHG 0630	0630	TAX0000	4040016000	999	Fund Cash Account		510.18	
1099543	11/24/2015	REV CHG 0630	0630	AGA0000	4013006001	999	Fund Cash Account		700.00	
Totals for: 11/24/2015							Count: 3		1,210.18	1,210.18
1099979	11/25/2015	NSF Check0069	0069	ARK0000	4099999900	120	DF&A Chargebacks			46,439.02
1099979	11/25/2015	NSF Check0610	0610	AGA0000	4010005000	999	Fund Cash Account	008006248	1,968.11	
1099979	11/25/2015	NSF Check0610	0610	AGA0000	4010007000	999	Fund Cash Account	008006248	122.35	
1099979	11/25/2015	NSF Check0610	0610	AGA0000	4010001001	999	Fund Cash Account	008006248	39,031.16	
1099979	11/25/2015	NSF Check0610	0610	AGA0000	4010000900	999	Fund Cash Account	008006248	5,317.40	
1100033	11/25/2015	Various Ch0069	0069	ARK0000	4099999900	122	Other Chargebacks			631.51
1100033	11/25/2015	Various Ch0390	0390	TJW0100	4041028000	999	Fund Cash Account		100.00	
1100033	11/25/2015	Various Ch0520	0520	NRS0001	4047009700	999	Fund Cash Account		437.48	
1100033	11/25/2015	Various Ch0520	0520	NRS0001	4049017000	999	Fund Cash Account		94.03	
Totals for: 11/25/2015							Count: 9		47,070.53	47,070.53

Run Date: 1/26/2016
 Run Time: 2:52:54PM

Checks Charged Off Detail

Start Date: 7/1/2015 End Date: 1/26/2016

Page: 18
 User: 0

Jnl. Entry #	Trx. Date	Ref #	Agency	Fund	Rev Code	Ledger	Ledger Desc.	Description	Debit Amount	Credit Amount
1102570	12/3/2015	VARIOUS	0069	ARK0000	4099999900	122	Other Chargebacks			302.25
1102570	12/3/2015	VARIOUS	0279	SDB0100	4033027000	999	Fund Cash Account		110.00	
1102570	12/3/2015	VARIOUS	0283	NPB0000	4043002000	999	Fund Cash Account		35.00	
1102570	12/3/2015	VARIOUS	0960	SEF0100	4031005000	999	Fund Cash Account		48.00	
1102570	12/3/2015	VARIOUS	0960	SMP0600	4033021000	999	Fund Cash Account		40.00	
1102570	12/3/2015	VARIOUS	0990	MJA0100	4031005000	999	Fund Cash Account		30.00	
1102570	12/3/2015	VARIOUS	0960	SEF0100	4041061000	999	Fund Cash Account		39.25	
Totals for: 12/3/2015							Count: 7		302.25	302.25
1103429	12/8/2015	REV CHG	0069	ARK0000	4099999900	120	DF&A Chargebacks			100.00
1103429	12/8/2015	REV CHG	0630	AGA0000	4013006001	999	Fund Cash Account		100.00	
1103834	12/8/2015	VARIOUS	0069	ARK0000	4099999900	122	Other Chargebacks			1,029,251.03
1103834	12/8/2015	VARIOUS	0080	SDG0000	4033009000	999	Fund Cash Account		46.00	
1103834	12/8/2015	VARIOUS	0710	PWP2500	4047099000	999	Fund Cash Account		20.00	
1103834	12/8/2015	VARIOUS	0710	TMP0300	4041047000	999	Fund Cash Account		42,941.08	
1103834	12/8/2015	VARIOUS	0800	MLS0100	4031012000	999	Fund Cash Account		17.00	
1103834	12/8/2015	VARIOUS	0930	TWS0100	4031003000	999	Fund Cash Account		2,715.95	
1103834	12/8/2015	VARIOUS	0212	NBE0000	4041007000	999	Fund Cash Account		75.00	
1103834	12/8/2015	VARIOUS	0224	NLC0000	4042002000	999	Fund Cash Account		1,200.00	
1103834	12/8/2015	VARIOUS	0400	SDF0101	4047003000	999	Fund Cash Account		300.00	
1103834	12/8/2015	VARIOUS	0710	THC0000	4040009000	999	Fund Cash Account		981,686.00	
1103834	12/8/2015	VARIOUS	0261	AGA0000	4012009000	999	Fund Cash Account		250.00	
Totals for: 12/8/2015							Count: 13		1,029,351.03	1,029,351.03
1104159	12/9/2015	NSF Check	0069	ARK0000	4099999900	120	DF&A Chargebacks			41,430.30

Run Date: 1/26/2016
 Run Time: 2:52:54PM

Checks Charged Off Detail

Start Date: 7/1/2015 End Date: 1/26/2016

Page: 19
 User: 0

Jnl. Entry #	Trx. Date	Ref #	Agency	Fund	Rev Code	Ledger	Ledger Desc.	Description	Debit Amount	Credit Amount
1104159	12/9/2015	NSF Check0610	0610	AGA0000	4010005000	999	Fund Cash Account	008006258	7,836.66	
1104159	12/9/2015	NSF Check0610	0610	AGA0000	4010006000	999	Fund Cash Account	008006258	500.00	
1104159	12/9/2015	NSF Check0610	0610	AGA0000	4010007000	999	Fund Cash Account	008006258	3,673.60	
1104159	12/9/2015	NSF Check0610	0610	ARH0000	4040005000	999	Fund Cash Account	008006258	200.00	
1104159	12/9/2015	NSF Check0610	0610	AGA0000	4010001001	999	Fund Cash Account	008006258	28,520.04	
1104159	12/9/2015	NSF Check0610	0610	AGA0000	4010000900	999	Fund Cash Account	008006258	700.00	
Totals for: 12/9/2015							Count: 7		41,430.30	41,430.30
1105530	12/10/2015	various ch20069	0069	ARK0000	4099999900	122	Other Chargebacks			1,989.55
1105530	12/10/2015	various ch20620	0620	TAJ0300	4041028000	999	Fund Cash Account		1,989.55	
Totals for: 12/10/2015							Count: 2		1,989.55	1,989.55
1106412	12/14/2015	VARIOUS 0069	0069	ARK0000	4099999900	122	Other Chargebacks			74.75
1106412	12/14/2015	VARIOUS 0960	0960	SEF0100	4031005000	999	Fund Cash Account		32.00	
1106412	12/14/2015	VARIOUS 0960	0960	SMP0100	4031075000	999	Fund Cash Account		10.00	
1106412	12/14/2015	VARIOUS 0990	0990	MJA0100	4031005000	999	Fund Cash Account		10.00	
1106412	12/14/2015	VARIOUS 0990	0990	MJA0100	4031005000	999	Fund Cash Account		10.00	
1106412	12/14/2015	VARIOUS 0960	0960	SEF0100	4041061000	999	Fund Cash Account		12.75	
Totals for: 12/14/2015							Count: 6		74.75	74.75
1106749	12/15/2015	REV CHG 0069	0069	ARK0000	4099999900	120	DF&A Chargebacks			13,572.50
1106749	12/15/2015	REV CHG 0630	0630	RRA0000	4020011000	999	Fund Cash Account		194.65	
1106749	12/15/2015	REV CHG 0630	0630	TAX0000	4040016000	999	Fund Cash Account		13,377.85	
1106805	12/15/2015	various ch20069	0069	ARK0000	4099999900	122	Other Chargebacks			275.00
1106805	12/15/2015	various ch20710	0710	PWP2500	4047099000	999	Fund Cash Account		50.00	
1106805	12/15/2015	various ch20645	0645	BAA2000	4031079000	999	Fund Cash Account		150.00	

Run Date: 1/26/2016
 Run Time: 2:52:54PM

Checks Charged Off Detail

Start Date: 7/1/2015 End Date: 1/26/2016

Page: 20
 User: 0

Jnl. Entry #	Trx. Date	Ref #	Agency	Fund	Rev Code	Ledger	Ledger Desc.	Description	Debit Amount	Credit Amount
1106805	12/15/2015	various ch	0645	BAA2000	4031019000	999	Fund Cash Account		50.00	
1106805	12/15/2015	various ch	0645	BAA2000	4031017000	999	Fund Cash Account		25.00	
Totals for: 12/15/2015							Count: 8		13,847.50	13,847.50
1107220	12/16/2015	NSF Check	0069	ARK0000	4099999900	120	DF&A Chargebacks			2,829.41
1107220	12/16/2015	NSF Check	0610	AGA0000	4010005000	999	Fund Cash Account	008006267	59.00	
1107220	12/16/2015	NSF Check	0610	AGA0000	4010007000	999	Fund Cash Account	008006267	568.98	
1107220	12/16/2015	NSF Check	0610	AGA0000	4010001001	999	Fund Cash Account	008006267	1,599.29	
1107220	12/16/2015	NSF Check	0610	AGA0000	4010000900	999	Fund Cash Account	008006267	602.14	
Totals for: 12/16/2015							Count: 5		2,829.41	2,829.41
1107977	12/17/2015	NSF Check	0069	ARK0000	4099999900	120	DF&A Chargebacks			10,511.26
1107977	12/17/2015	NSF Check	0610	AGA0000	4010005000	999	Fund Cash Account	008006269	5,821.26	
1107977	12/17/2015	NSF Check	0610	AGA0000	4010001001	999	Fund Cash Account	008006269	4,690.00	
Totals for: 12/17/2015							Count: 3		10,511.26	10,511.26
1108580	12/18/2015	Various Ch	0710	PWP2000	4047099000	999	Fund Cash Account		10.00	
1108580	12/18/2015	Various Ch	0710	PWP2500	4047099000	999	Fund Cash Account			10.00
1108601	12/18/2015	VARIOUS	0069	ARK0000	4099999900	122	Other Chargebacks			18,347.26
1108601	12/18/2015	VARIOUS	0080	SDG0000	4033009000	999	Fund Cash Account		806.30	
1108601	12/18/2015	VARIOUS	0425	ARH0100	4040008000	999	Fund Cash Account		10,773.96	
1108601	12/18/2015	VARIOUS	0610	AGA0000	4010012000	999	Fund Cash Account		6,767.00	
Totals for: 12/18/2015							Count: 6		18,357.26	18,357.26
1109107	12/22/2015	REV CHG	0069	ARK0000	4099999900	120	DF&A Chargebacks			47.81
1109107	12/22/2015	REV CHG	0630	RRA0000	4020011000	999	Fund Cash Account		47.81	

Run Date: 1/26/2016
 Run Time: 2:52:54PM

Checks Charged Off Detail

Start Date: 7/1/2015 End Date: 1/26/2016

Page: 21
 User: 0

Jnl. Entry #	Trx. Date	Ref #	Agency	Fund	Rev Code	Ledger	Ledger Desc.	Description	Debit Amount	Credit Amount
1109539	12/22/2015	VARIOUS	0069	ARK0000	4099999900	122	Other Chargebacks			1,435.00
1109539	12/22/2015	VARIOUS	0645	BAA0100	4031068000	999	Fund Cash Account		70.00	
1109539	12/22/2015	VARIOUS	0645	BAA0100	4041034000	999	Fund Cash Account		1,365.00	
Totals for: 12/22/2015							Count: 5		1,482.81	1,482.81
1110598	12/23/2015	NSF Check	0069	ARK0000	4099999900	120	DF&A Chargebacks			16,268.46
1110598	12/23/2015	NSF Check	0610	AGA0000	4010005000	999	Fund Cash Account	008006278	9,173.02	
1110598	12/23/2015	NSF Check	0610	AGA0000	4010001001	999	Fund Cash Account	008006278	6,846.44	
1110598	12/23/2015	NSF Check	0610	AGA0000	4010000900	999	Fund Cash Account	008006278	249.00	
1109805	12/23/2015	Various Ch	0069	ARK0000	4099999900	122	Other Chargebacks			1,289.75
1109805	12/23/2015	Various Ch	0960	SEF0100	4031005000	999	Fund Cash Account		17.00	
1109805	12/23/2015	Various Ch	0960	SMP0500	4033002000	999	Fund Cash Account		250.00	
1109805	12/23/2015	Various Ch	0990	MJA0100	4031005000	999	Fund Cash Account		10.00	
1109805	12/23/2015	Various Ch	0224	NLC0000	4042002000	999	Fund Cash Account		1,000.00	
1109805	12/23/2015	Various Ch	0960	SEF0100	4041061000	999	Fund Cash Account		12.75	
Totals for: 12/23/2015							Count: 10		17,558.21	17,558.21
1111763	12/30/2015	VARIOUS	0069	ARK0000	4099999900	122	Other Chargebacks			430.00
1111763	12/30/2015	VARIOUS	0320	SAB0100	4031090000	999	Fund Cash Account		15.00	
1111763	12/30/2015	VARIOUS	0645	BAA0100	4031067000	999	Fund Cash Account		100.00	
1111763	12/30/2015	VARIOUS	0645	BAA0100	4031068000	999	Fund Cash Account		240.00	
1111763	12/30/2015	VARIOUS	0645	SHL0000	4033010000	999	Fund Cash Account		75.00	
1112077	12/30/2015	NSF Check	0069	ARK0000	4099999900	120	DF&A Chargebacks			15,218.01
1112077	12/30/2015	NSF Check	0610	AGA0000	4010005000	999	Fund Cash Account	008006284	3,317.23	
1112077	12/30/2015	NSF Check	0610	AGA0000	4010007000	999	Fund Cash Account	008006284	674.19	

Run Date: 1/26/2016
 Run Time: 2:52:54PM

Checks Charged Off Detail

Start Date: 7/1/2015 End Date: 1/26/2016

Page: 22
 User: 0

Jnl. Entry #	Trx. Date	Ref #	Agency	Fund	Rev Code	Ledger	Ledger Desc.	Description	Debit Amount	Credit Amount
1112077	12/30/2015	NSF Check	0610	ARH0000	4040006000	999	Fund Cash Account	008006284	5,000.00	
1112077	12/30/2015	NSF Check	0610	AGA0000	4010001001	999	Fund Cash Account	008006284	5,518.59	
1112077	12/30/2015	NSF Check	0610	AGA0000	4010000900	999	Fund Cash Account	008006284	600.00	
1112077	12/30/2015	NSF Check	0930	TTG0100	4021009001	999	Fund Cash Account	008006284	108.00	
1112178	12/30/2015	various ch	20069	ARK0000	4099999900	122	Other Chargebacks			652.53
1112178	12/30/2015	various ch	20610	MPH0000	4041012000	999	Fund Cash Account		289.56	
1112178	12/30/2015	various ch	20610	MPH0000	4048003000	999	Fund Cash Account		362.97	
Totals for: 12/30/2015							Count: 15		16,300.54	16,300.54
1113096	1/5/2016	REV CHG	0069	ARK0000	4099999900	120	DF&A Chargebacks			206.75
1113096	1/5/2016	REV CHG	0630	RRA0000	4020011000	999	Fund Cash Account		50.19	
1113096	1/5/2016	REV CHG	0630	TAX0000	4040016000	999	Fund Cash Account		156.56	
Totals for: 1/5/2016							Count: 3		206.75	206.75
1113766	1/6/2016	NSF Check	0069	ARK0000	4099999900	120	DF&A Chargebacks			28,327.81
1113766	1/6/2016	NSF Check	0610	AGA0000	4010005000	999	Fund Cash Account	008006289	668.39	
1113766	1/6/2016	NSF Check	0610	AGA0000	4010007000	999	Fund Cash Account	008006289	2,468.94	
1113766	1/6/2016	NSF Check	0610	AGA0000	4010001001	999	Fund Cash Account	008006289	21,863.61	
1113766	1/6/2016	NSF Check	0610	ARH0000	4040005001	999	Fund Cash Account	008006289	3,000.00	
1113766	1/6/2016	NSF Check	0610	AGA0000	4010000900	999	Fund Cash Account	008006289	326.87	
Totals for: 1/6/2016							Count: 6		28,327.81	28,327.81
1115096	1/7/2016	various ch	20069	ARK0000	4099999900	122	Other Chargebacks			3,340.00
1115096	1/7/2016	various ch	20645	BAA0100	4031030000	999	Fund Cash Account		10.00	
1115096	1/7/2016	various ch	20930	MEE0000	4042002000	999	Fund Cash Account		200.00	
1115096	1/7/2016	various ch	20930	SRS0000	4031037000	999	Fund Cash Account		320.00	

Run Date: 1/26/2016
 Run Time: 2:52:54PM

Checks Charged Off Detail

Start Date: 7/1/2015 End Date: 1/26/2016

Page: 23
 User: 0

Jnl. Entry #	Trx. Date	Ref #	Agency	Fund	Rev Code	Ledger	Ledger Desc.	Description	Debit Amount	Credit Amount
1115096	1/7/2016	various ch	0930	THS0000	4042002000	999	Fund Cash Account		1,800.00	
1115096	1/7/2016	various ch	0645	MHF0000	4046001000	999	Fund Cash Account		1,000.00	
1115096	1/7/2016	various ch	0645	SHK0000	4031066000	999	Fund Cash Account		10.00	
Totals for: 1/7/2016							Count: 7		3,340.00	3,340.00
1115630	1/8/2016	VARIOUS	0069	ARK0000	4099999900	122	Other Chargebacks			350.00
1115630	1/8/2016	VARIOUS	0645	BAA2000	4031019000	999	Fund Cash Account		250.00	
1115630	1/8/2016	VARIOUS	0645	BAA2000	4031017000	999	Fund Cash Account		100.00	
Totals for: 1/8/2016							Count: 3		350.00	350.00
1116056	1/11/2016	VARIOUS	0069	ARK0000	4099999900	122	Other Chargebacks			2,185.60
1116056	1/11/2016	VARIOUS	0710	FWF3000	6990003100	999	Fund Cash Account		1,767.41	
1116056	1/11/2016	VARIOUS	0710	PWP2500	4047099000	999	Fund Cash Account		10.00	
1116056	1/11/2016	VARIOUS	0710	SCT0100	4033019000	999	Fund Cash Account		15.00	
1116056	1/11/2016	VARIOUS	0960	SEF0100	4031005000	999	Fund Cash Account		17.00	
1116056	1/11/2016	VARIOUS	0960	SMP0100	4031062000	999	Fund Cash Account		35.00	
1116056	1/11/2016	VARIOUS	0960	SMP0100	4031075000	999	Fund Cash Account		10.00	
1116056	1/11/2016	VARIOUS	0990	MJA0100	4031005000	999	Fund Cash Account		10.00	
1116056	1/11/2016	VARIOUS	0710	PWP2500	4046001000	999	Fund Cash Account		195.85	
1116056	1/11/2016	VARIOUS	0960	SEF0100	4041061000	999	Fund Cash Account		12.75	
1116056	1/11/2016	VARIOUS	0710	FWF3000	4049022000	999	Fund Cash Account		112.59	
Totals for: 1/11/2016							Count: 11		2,185.60	2,185.60
1116866	1/13/2016	NSF Check	0069	ARK0000	4099999900	120	DF&A Chargebacks			61,260.52
1116866	1/13/2016	NSF Check	0610	AGA0000	4010005000	999	Fund Cash Account	008006299	1,383.32	
1116866	1/13/2016	NSF Check	0610	AGA0000	4010006000	999	Fund Cash Account	008006299	29,864.00	

Run Date: 1/26/2016
 Run Time: 2:52:54PM

Checks Charged Off Detail

Start Date: 7/1/2015 End Date: 1/26/2016

Page: 24
 User: 0

Jnl. Entry #	Trx. Date	Ref #	Agency	Fund	Rev Code	Ledger	Ledger Desc.	Description	Debit Amount	Credit Amount
1116866	1/13/2016	NSF Check0610	AGA0000	AGA0000	4010007000	999	Fund Cash Account	008006299	253.94	
1116866	1/13/2016	NSF Check0610	AGA0000	AGA0000	4010001001	999	Fund Cash Account	008006299	24,263.24	
1116866	1/13/2016	NSF Check0610	AGA0000	AGA0000	4010000900	999	Fund Cash Account	008006299	5,496.02	
Totals for: 1/13/2016							Count: 6		61,260.52	61,260.52
1118400	1/19/2016	REV CHG 0069	ARK0000	ARK0000	4099999900	120	DF&A Chargebacks			550.00
1118400	1/19/2016	REV CHG 0630	AGA0000	AGA0000	4012003000	999	Fund Cash Account		550.00	
Totals for: 1/19/2016							Count: 2		550.00	550.00
1118732	1/20/2016	NSF Check0069	ARK0000	ARK0000	4099999900	120	DF&A Chargebacks			34,602.73
1118732	1/20/2016	NSF Check0610	AGA0000	AGA0000	4010005000	999	Fund Cash Account	008006305	650.64	
1118732	1/20/2016	NSF Check0610	AGA0000	AGA0000	4010006000	999	Fund Cash Account	008006305	255.00	
1118732	1/20/2016	NSF Check0610	AGA0000	AGA0000	4010001001	999	Fund Cash Account	008006305	33,282.09	
1118732	1/20/2016	NSF Check0610	AGA0000	AGA0000	4010000900	999	Fund Cash Account	008006305	415.00	
1118808	1/20/2016	VARIOUS 0069	ARK0000	ARK0000	4099999900	122	Other Chargebacks			90.00
1118808	1/20/2016	VARIOUS 0248	NRE0001	NRE0001	4041012000	999	Fund Cash Account		60.00	
1118808	1/20/2016	VARIOUS 0248	NRE0001	NRE0001	4041012000	999	Fund Cash Account		30.00	
Totals for: 1/20/2016							Count: 8		34,692.73	34,692.73
1119182	1/21/2016	various ch20069	ARK0000	ARK0000	4099999900	122	Other Chargebacks			2,810.11
1119182	1/21/2016	various ch20620	TAJ0300	TAJ0300	4041028000	999	Fund Cash Account		2,810.11	
Totals for: 1/21/2016							Count: 2		2,810.11	2,810.11
1121216	1/26/2016	VARIOUS 0069	ARK0000	ARK0000	4099999900	122	Other Chargebacks			2,373.10
1121216	1/26/2016	VARIOUS 0080	SDG0000	SDG0000	4033009000	999	Fund Cash Account		321.00	
1121216	1/26/2016	VARIOUS 0248	NRE0001	NRE0001	4041007000	999	Fund Cash Account		30.00	

Run Date: 1/26/2016
Run Time: 2:52:54PM

Checks Charged Off Detail

Start Date: 7/1/2015 End Date: 1/26/2016

Page: 25
User: 0

Jnl. Entry #	Trx. Date	Ref #	Agency	Fund	Rev Code	Ledger	Ledger Desc.	Description	Debit Amount	Credit Amount
1121216	1/26/2016	VARIOUS	0425	TSI4500	4031026000	999	Fund Cash Account		280.00	
1121216	1/26/2016	VARIOUS	0800	MLS0200	4033027000	999	Fund Cash Account		50.00	
1121216	1/26/2016	VARIOUS	0915	NPT0201	4048001000	999	Fund Cash Account		15.90	
1121216	1/26/2016	VARIOUS	0930	MEE0000	4042002000	999	Fund Cash Account		100.00	
1121216	1/26/2016	VARIOUS	0930	THS0000	4042002000	999	Fund Cash Account		900.00	
1121216	1/26/2016	VARIOUS	0930	TPE0000	4031002000	999	Fund Cash Account		288.20	
1121216	1/26/2016	VARIOUS	0645	BAA2000	4031079000	999	Fund Cash Account		100.00	
1121216	1/26/2016	VARIOUS	0930	TDS0000	4041042000	999	Fund Cash Account		288.00	
Totals for: 1/26/2016							Count: 11		2,373.10	2,373.10
Grand Total							Count: 480		3,667,930.98	3,667,930.98

Run Date: 12/31/2015
 Run Time: 3:28:04PM

Demand Account Activity

Start Date: 12/31/2015 End Date: 12/31/2015

Page: 1
 User: 0

Jnl. Entry	Ref #	Trx. Date	Ledger	Debit Amount	Credit Amount	
<u>230 - Regions Bank</u>						
1112600	1615402	12/31/2015	230	390,744.25		
1112598	1615401	12/31/2015	230	16,278.01		
1112597	1615400	12/31/2015	230	12,977.50		
1112596	1615399	12/31/2015	230	5,442.19		
1112705	1615472	12/31/2015	230	1,932.20		
Totals for: 230 - Regions Bank				Count: 5	427,374.15	0.00
<u>270 - Bank Of America</u>						
1112727	Back Out Journal Er	12/31/2015	270	74,695,412.37		
1112643	162701209	12/31/2015	270	60,001,944.44		
1112624	162701203	12/31/2015	270	25,000,000.00		
1112625	162701204EFTAIRS	12/31/2015	270	5,172,637.90		
1112603	1615405	12/31/2015	270	1,512,179.86		
1112629	1615415	12/31/2015	270	1,422,655.19		
1112606	1615406	12/31/2015	270	618,487.20		
1112622	162701202	12/31/2015	270	550,000.00		
1112602	1615404	12/31/2015	270	442,828.64		
1112660	1615426	12/31/2015	270	435,247.00		
1112725	1615470	12/31/2015	270	373,200.00		
1112702	1615461	12/31/2015	270	125,662.40		
1112581	1615386	12/31/2015	270	125,507.39		
1112636	1615416	12/31/2015	270	117,273.02		
1112647	1615421	12/31/2015	270	72,210.17		
1112582	1615387	12/31/2015	270	70,335.69		
1112637	1615417	12/31/2015	270	56,256.21		
1112628	162701205CC AIRS	12/31/2015	270	51,529.83		
1112638	1615418	12/31/2015	270	46,102.00		
1112576	1615381	12/31/2015	270	34,659.99		
1112689	1615450	12/31/2015	270	33,900.07		
1112572	1615385	12/31/2015	270	30,872.16		
1112695	1615465	12/31/2015	270	30,175.17		
1112664	1615427	12/31/2015	270	25,420.00		
1112709	1615452	12/31/2015	270	21,940.00		
1112583	1615388	12/31/2015	270	15,979.82		
1112584	1615389	12/31/2015	270	15,000.50		
1112585	1615390	12/31/2015	270	14,335.61		
1112648	1615422	12/31/2015	270	11,716.75		
1112716	1615467	12/31/2015	270	11,324.66		
1112715	1615454	12/31/2015	270	11,307.54		
1112614	1615414	12/31/2015	270	10,167.12		
1112722	1615468	12/31/2015	270	9,967.00		
1112683	1615455	12/31/2015	270	9,123.69		
1112601	1615403	12/31/2015	270	6,564.65		
1112586	1615391	12/31/2015	270	6,016.29		
1112681	1615462	12/31/2015	270	3,666.25		
1112668	1615438	12/31/2015	270	3,585.66		
1112724	1615469	12/31/2015	270	3,339.65		
1112701	1615473	12/31/2015	270	2,916.79		
1112588	1615392	12/31/2015	270	2,734.93		
1112654	1615424	12/31/2015	270	2,200.00		
1112686	1615448	12/31/2015	270	1,768.62		
1112589	1615393	12/31/2015	270	1,386.00		
1112687	1615449	12/31/2015	270	1,306.10		
1112698	1615466	12/31/2015	270	1,121.00		

Run Date: 12/31/2015
 Run Time: 3:28:04PM

Demand Account Activity

Start Date: 12/31/2015 End Date: 12/31/2015

Page: 2
 User: 0

Jnl. Entry	Ref #	Trx. Date	Ledger	Debit Amount	Credit Amount
1112593	1615396	12/31/2015	270	1,000.00	
1112712	1615453	12/31/2015	270	950.00	
1112651	1615423	12/31/2015	270	930.00	
1112706	1615451	12/31/2015	270	725.00	
1112726	1615471	12/31/2015	270	674.40	
1112699	1615460	12/31/2015	270	667.50	
1112641	1615419	12/31/2015	270	647.60	
1112657	1615425	12/31/2015	270	410.00	
1112590	1615394	12/31/2015	270	336.67	
1112631	162701206IFTA CC	12/31/2015	270	225.04	
1112591	1615395	12/31/2015	270	200.00	
1112696	1615459	12/31/2015	270	108.00	
1112575	1615380	12/31/2015	270	90.00	
1112666	1615436	12/31/2015	270	83.73	
1112573	1615378	12/31/2015	270	80.00	
1112574	1615379	12/31/2015	270	43.40	
1112667	1615437	12/31/2015	270	15.86	
1112694	1615458	12/31/2015	270	12.00	
1112692	1615456	12/31/2015	270	11.62	
1112644	1615420	12/31/2015	270	3.96	
1112693	1615457	12/31/2015	270	1.00	
1112676	8006285	12/31/2015	270		14,737.90
1112672	162701210	12/31/2015	270		74,695,412.37
1112621	162701201	12/31/2015	270		1,406,000.00
1112662	162701211	12/31/2015	270		21,000,000.00
1112728	Correct Journal Entr	12/31/2015	270		74,695,412.37
Totals for:	270 - Bank Of America		Count:	72	171,219,181.11
					171,811,562.64

Run Date: 12/31/2015
Run Time: 3:28:04PM

Demand Account Activity

Start Date: 12/31/2015 End Date: 12/31/2015

Page: 3
User: 0

<u>Jnl. Entry</u>	<u>Ref #</u>	<u>Trx. Date</u>	<u>Ledger</u>	<u>Debit Amount</u>	<u>Credit Amount</u>
<u>280 - Centennial Bank</u>					
1112662	162701211	12/31/2015	280	21,000,000.00	
1112723	162701212	12/31/2015	280	9,998,055.56	
1112730	Back Out Journal Er	12/31/2015	280		9,998,055.56
Totals for:	280 - Centennial Bank		Count:	3	30,998,055.56
					9,998,055.56

Run Date: 12/31/2015
 Run Time: 3:28:04PM

Demand Account Activity

Start Date: 12/31/2015 End Date: 12/31/2015

Page: 4
 User: 0

Jnl. Entry	Ref #	Trx. Date	Ledger	Debit Amount	Credit Amount		
<u>300 - Simmons Pine Bluff</u>							
1112610	163001206	CHECK2	12/31/2015	300	18,291,832.68		
1112599	163001202		12/31/2015	300	4,251,187.23		
1112618	163001208	SROAIR	12/31/2015	300	3,242,104.19		
1112608	163001205	CASH OI	12/31/2015	300	22,397.20		
1112633	163001210	CASH C	12/31/2015	300	12,208.60		
1112605	163001204	SRO AIR	12/31/2015	300	5,372.40		
1112619	163001209	OTHER /	12/31/2015	300	4,777.97		
1112556	163001201		12/31/2015	300	4,168.41		
1112615	163001207	FOREIGI	12/31/2015	300	2,684.60		
1112620	163001211	CHECK2	12/31/2015	300	549.30		
1112604	163001203		12/31/2015	300	4,475.52		
1112624	162701203		12/31/2015	300	25,000,000.00		
Totals for: 300 - Simmons Pine Bluff				Count:	12	25,837,282.58	25,004,475.52

Run Date: 12/31/2015
 Run Time: 3:28:04PM

Demand Account Activity

Start Date: 12/31/2015 End Date: 12/31/2015

Page: 5
 User: 0

Jnl. Entry	Ref #	Trx. Date	Ledger	Debit Amount	Credit Amount
<u>399 - Investment Clearing Account</u>					
1112640	162701208	12/31/2015	399	69,998,716.67	
1112730	Back Out Journal Er	12/31/2015	399	9,998,055.56	
1112559	Reverse MBS Loss I	12/31/2015	399	968,438.39	
1112561	Correct MBSPrin/Le	12/31/2015	399	968,438.39	
1112559	Reverse MBS Loss I	12/31/2015	399	806,007.20	
1112561	Correct MBSPrin/Le	12/31/2015	399	806,007.20	
1112685	1615447	12/31/2015	399	1,283.33	
1112635	162701207	12/31/2015	399		9,998,055.56
1112643	162701209	12/31/2015	399		60,001,944.44
1112723	162701212	12/31/2015	399		9,998,055.56
Totals for:	399 - Investment Clearing Account			Count: 10 83,546,946.74	79,998,055.56
	Grand Total			Count: 102 312,028,840.14	286,812,149.28

Run Date: 12/31/2015
 Run Time: 3:29:02PM

Demand Account Activity

Start Date: 7/1/2015 End Date: 12/31/2015

Page: 1
 User: 0

<u>Jnl. Entry</u>	<u>Ref #</u>	<u>Trx. Date</u>	<u>Ledger</u>	<u>Debit Amount</u>	<u>Credit Amount</u>		
<u>225 - US Bank</u>							
1054557	1601877	7/27/2015	225	2.92			
1066588	152700806	8/26/2015	225	120,000.00			
1066624	1604673	8/26/2015	225	2.81			
1067930	152250801	8/31/2015	225		117,800.00		
1067957	152250801	9/1/2015	225		1,000.00		
1078215	1607423	9/28/2015	225	2.94			
1085497	152701015	10/15/2015	225	100,000.00			
1086073	152251001	10/19/2015	225		62,000.00		
1091100	1610262	10/29/2015	225	2.76			
1098315	1612099	11/19/2015	225	3.47			
1102094	VAULT CASH 12-2-	12/2/2015	225		15,225.00		
1111300	1615134	12/29/2015	225	3.85			
Totals for: 225 - US Bank				Count:	12	220,018.75	196,025.00
<u>230 - Regions Bank</u>							
1046574	Back Out Journal Er	7/6/2015	230	1,000,000.00			
1046509	1600051	7/6/2015	230	198,066.55			
1046465	1600025	7/6/2015	230	17,792.86			
1046521	1600064	7/6/2015	230	2,000.00			
1046499	152700704	7/6/2015	230		1,000,000.00		
1046670	1600143	7/7/2015	230	339,525.67			
1046615	1600107	7/7/2015	230	174,890.81			
1046671	1600144	7/7/2015	230	3,845.83			
1046672	1600145	7/7/2015	230	136.03			
1046588	152700701	7/7/2015	230		1,000,000.00		
1047443	1600339	7/8/2015	230	312,480.00			
1047446	1600340	7/8/2015	230	158,788.55			
1047441	1600338	7/8/2015	230	143,552.60			
1047400	1600321	7/8/2015	230	61,109.00			
1047377	1600300	7/8/2015	230	9,114.61			
1047378	1600301	7/8/2015	230	5,308.06			
1047303	152700704	7/8/2015	230		1,000,000.00		
1048660	1600508	7/9/2015	230	7,796,450.00			
1048646	1600498	7/9/2015	230	85,564.51			
1048559	1600448	7/9/2015	230	78,225.65			
1048661	1600500	7/9/2015	230	75,011.36			
1048607	1600449	7/9/2015	230	65,109.04			
1048662	1600509	7/9/2015	230	60,000.00			
1048663	1600501	7/9/2015	230	55,254.52			
1048659	1600499	7/9/2015	230	53,781.50			
1048608	1600450	7/9/2015	230	21,113.46			
1048670	1600505	7/9/2015	230	12,146.37			
1048664	1600502	7/9/2015	230	11,682.28			
1048666	1600511	7/9/2015	230	10,226.05			
1048667	1600503	7/9/2015	230	7,801.58			
1048671	1600506	7/9/2015	230	4,642.87			
1048668	1600504	7/9/2015	230	3,472.56			
1048609	1600451	7/9/2015	230	1,545.54			
1048665	1600510	7/9/2015	230	775.38			
1048658	1600507	7/9/2015	230	314.91			
1048644	152700713	7/9/2015	230		9,000,000.00		
1048982	1600546	7/10/2015	230	199,652.30			
1048692	1600522	7/10/2015	230	164,864.86			
1048988	1600552	7/10/2015	230	43,085.00			

Run Date: 12/31/2015
 Run Time: 3:29:02PM

Demand Account Activity

Start Date: 7/1/2015 End Date: 12/31/2015

Page: 2
 User: 0

Jnl. Entry	Ref #	Trx. Date	Ledger	Debit Amount	Credit Amount
1049067	1600625	7/10/2015	230	32,933.62	
1049068	1600624	7/10/2015	230	26,526.60	
1049066	1600623	7/10/2015	230	13,704.47	
1049059	1600622	7/10/2015	230	420.00	
1049417	1600669	7/13/2015	230	47,467.91	
1049506	1600752	7/13/2015	230	22,000.00	
1049418	1600670	7/13/2015	230	2,187.86	
1049419	1600671	7/13/2015	230	1,533.51	
1049551	1600771	7/14/2015	230	219,053.82	
1049929	1600850	7/14/2015	230	174,516.34	
1049916	1600841	7/14/2015	230	72,273.24	
1049887	1600817	7/14/2015	230	51,071.19	
1049888	1600818	7/14/2015	230	24,188.43	
1049768	1600772	7/14/2015	230	20,263.93	
1049922	1600843	7/14/2015	230	15,399.84	
1049921	1600842	7/14/2015	230	1,790.18	
1049889	1600819	7/14/2015	230	32.81	
1050367	1600948	7/15/2015	230	12,556,204.00	
1050369	1600949	7/15/2015	230	4,614,460.30	
1050363	1600942	7/15/2015	230	16,567.83	
1050364	1600943	7/15/2015	230	509.37	
1050365	1600944	7/15/2015	230	184.23	
1049964	152700703	7/15/2015	230		1,000,000.00
1050362	152600701	7/15/2015	230		17,000,000.00
1050813	1601071	7/16/2015	230	32,540.37	
1050814	1601072	7/16/2015	230	1,961.73	
1050815	1601073	7/16/2015	230	430.37	
1051268	1601141	7/17/2015	230	209,999.92	
1051270	1601143	7/17/2015	230	120,649.25	
1051306	1601175	7/17/2015	230	42,042.85	
1051269	1601142	7/17/2015	230	15,692.86	
1051307	1601176	7/17/2015	230	5,996.04	
1051308	1601177	7/17/2015	230	42.44	
1051800	1601307	7/20/2015	230	53,971.62	
1051708	1601253	7/20/2015	230	22,000.00	
1051808	1601308	7/20/2015	230	2,447.65	
1051805	1601309	7/20/2015	230	1,533.51	
1051806	1601310	7/20/2015	230	1,281.74	
1052260	1601486	7/21/2015	230	1,407,457.89	
1051827	1601354	7/21/2015	230	296,086.74	
1052261	1601484	7/21/2015	230	146,864.09	
1052199	1601428	7/21/2015	230	83,689.15	
1052209	1601437	7/21/2015	230	45,730.78	
1052210	1601438	7/21/2015	230	1,139.52	
1052211	1601439	7/21/2015	230	827.90	
1052203	Reverse #1531788	7/21/2015	230		83,689.18
1051836	152700704	7/21/2015	230		1,000,000.00
1052747	1601616	7/22/2015	230	11,885,989.00	
1052740	1601609	7/22/2015	230	56,187.00	
1052681	1601562	7/22/2015	230	22,084.97	
1052302	1601505	7/22/2015	230	10,600.00	
1052683	1601563	7/22/2015	230	4,443.78	
1052684	1601564	7/22/2015	230	455.56	
1052767	152300701	7/22/2015	230		13,000,000.00
1052818	1601647	7/23/2015	230	163,458.06	
1054055	1601685	7/23/2015	230	74,753.12	

Run Date: 12/31/2015
 Run Time: 3:29:02PM

Demand Account Activity

Page: 3
 User: 0

Start Date: 7/1/2015 End Date: 12/31/2015

Jnl. Entry	Ref #	Trx. Date	Ledger	Debit Amount	Credit Amount
1053851	1601649	7/23/2015	230	66,000.00	
1054054	1601684	7/23/2015	230	59,462.36	
1054056	1601686	7/23/2015	230	57,958.95	
1053850	1601648	7/23/2015	230	267.44	
1052811	152700711	7/23/2015	230		1,000,000.00
1054136	1601756	7/24/2015	230	31,255.00	
1054452	1601789	7/24/2015	230	9,843.60	
1054453	1601790	7/24/2015	230	716.41	
1054906	1601927	7/27/2015	230	56,287.54	
1054905	1601926	7/27/2015	230	1,482.29	
1054552	1601873	7/27/2015	230	422.48	
1055381	1602075	7/28/2015	230	1,232,623.00	
1055386	1602080	7/28/2015	230	486,973.07	
1055254	1601970	7/28/2015	230	319,672.41	
1054964	1601969	7/28/2015	230	267,484.80	
1055338	1602036	7/28/2015	230	34,954.28	
1055339	1602037	7/28/2015	230	395.37	
1055340	1602038	7/28/2015	230	40.68	
1055403	152300701	7/28/2015	230		2,000,000.00
1055761	1602152	7/29/2015	230	67,800.00	
1055778	1602165	7/29/2015	230	19,720.64	
1055426	1602102	7/29/2015	230	15,287.11	
1055779	1602166	7/29/2015	230	587.14	
1055780	1602167	7/29/2015	230	314.38	
1055919	1602266	7/30/2015	230	11,132.67	
1055917	1602264	7/30/2015	230	10,750.30	
1055918	1602265	7/30/2015	230	381.56	
1056688	1602467	7/31/2015	230	13,045,000.00	
1056600	1602389	7/31/2015	230	7,669,383.00	
1056689	1602468	7/31/2015	230	945,798.48	
1056550	1602364	7/31/2015	230	61,435.94	
1056663	1602450	7/31/2015	230	33,254.56	
1056665	1602451	7/31/2015	230	30,495.60	
1056552	1602365	7/31/2015	230	17,792.86	
1056648	1602430	7/31/2015	230	12,349.99	
1056649	1602431	7/31/2015	230	7,600.81	
1056662	1602449	7/31/2015	230	1,665.05	
1056650	1602432	7/31/2015	230	1,643.76	
1056698	152700713	7/31/2015	230		22,000,000.00
1057170	1602540	8/3/2015	230	150,000.00	
1057140	1602536	8/3/2015	230	108,978.81	
1057172	1602565	8/3/2015	230	79,301.73	
1057141	1602537	8/3/2015	230	64,942.04	
1056755	1602493	8/3/2015	230	38,631.90	
1056756	1602494	8/3/2015	230	33,768.15	
1057139	1602535	8/3/2015	230	7,454.27	
1057138	1602534	8/3/2015	230	3,732.26	
1057593	1602707	8/4/2015	230	5,847,920.00	
1057592	1602706	8/4/2015	230	2,102,522.26	
1057480	1602601	8/4/2015	230	116,494.47	
1057555	1602645	8/4/2015	230	45,042.70	
1057481	1602602	8/4/2015	230	14,107.00	
1057553	1602644	8/4/2015	230	51.19	
1057596	152700810	8/4/2015	230		9,000,000.00
1058169	1602823	8/5/2015	230	159,396.00	
1058158	1602814	8/5/2015	230	61,616.00	

Run Date: 12/31/2015
 Run Time: 3:29:02PM

Demand Account Activity

Start Date: 7/1/2015 End Date: 12/31/2015

Page: 4
 User: 0

Jnl. Entry	Ref #	Trx. Date	Ledger	Debit Amount	Credit Amount
1058145	1602780	8/5/2015	230	25,097.16	
1058060	1602723	8/5/2015	230	22,000.00	
1058147	1602782	8/5/2015	230	4,181.32	
1058146	1602781	8/5/2015	230	2,512.67	
1058144	1602779	8/5/2015	230	1,365.14	
1059377	1602957	8/6/2015	230	229,218.00	
1059241	1602858	8/6/2015	230	210,297.26	
1059319	1602935	8/6/2015	230	75,640.14	
1059318	1602934	8/6/2015	230	39,367.39	
1059320	1602936	8/6/2015	230	1,545.54	
1059317	1602933	8/6/2015	230	102.75	
1059755	1603082	8/7/2015	230	98,174.28	
1059614	1602973	8/7/2015	230	79,804.46	
1059714	1603037	8/7/2015	230	20,637.39	
1059637	1602988	8/7/2015	230	12,724.19	
1059715	1603038	8/7/2015	230	206.15	
1059774	15230812	8/7/2015	230		1,000,000.00
1060121	1603145	8/10/2015	230	49,341.37	
1060122	1603146	8/10/2015	230	13,440.00	
1060155	1603168	8/10/2015	230	2,000.00	
1060123	1603147	8/10/2015	230	420.00	
1060505	1603209	8/11/2015	230	159,571.24	
1060620	1603302	8/11/2015	230	69,615.08	
1060591	1603285	8/11/2015	230	28,144.86	
1060501	1603208	8/11/2015	230	245.00	
1061058	1603438	8/12/2015	230	104,040.21	
1060934	1603339	8/12/2015	230	26,049.27	
1061005	1603389	8/12/2015	230	19,914.48	
1061425	1603456	8/13/2015	230	5,333,140.00	
1061485	1603512	8/13/2015	230	55,991.38	
1061484	1603511	8/13/2015	230	10,744.77	
1061445	152700809	8/13/2015	230		6,000,000.00
1062150	1603634	8/14/2015	230	104,061.43	
1062135	1603623	8/14/2015	230	49,622.90	
1062134	1603622	8/14/2015	230	42,733.54	
1062212	1603692	8/14/2015	230	16,059.10	
1062155	1603635	8/14/2015	230	797.63	
1062148	1603633	8/14/2015	230	208.67	
1089943	Back Out Journal Er	8/17/2015	230	25,000,000.00	
1062510	1603745	8/17/2015	230	2,475,636.43	
1062526	1603758	8/17/2015	230	138,640.80	
1062589	1603814	8/17/2015	230	23,000.00	
1062482	1603717	8/17/2015	230	22,000.00	
1062522	1603756	8/17/2015	230	2,568.04	
1062525	1603757	8/17/2015	230	1,144.25	
1062613	152300801	8/17/2015	230		3,000,000.00
1089941	152301001	8/17/2015	230		25,000,000.00
1062928	1603863	8/18/2015	230	207,726.41	
1063051	1603986	8/18/2015	230	117,917.40	
1062984	1603916	8/18/2015	230	54,914.95	
1062927	1603862	8/18/2015	230	7,460.00	
1063046	1603974	8/18/2015	230	3,300.00	
1062983	1603915	8/18/2015	230	161.00	
1062981	1603914	8/18/2015	230	73.56	
1063535	1604095	8/19/2015	230	54,040.00	
1063470	1604036	8/19/2015	230	24,566.39	

Run Date: 12/31/2015
 Run Time: 3:29:02PM

Demand Account Activity

Page: 5
 User: 0

Start Date: 7/1/2015 End Date: 12/31/2015

Jnl. Entry	Ref #	Trx. Date	Ledger	Debit Amount	Credit Amount
1063469	1604035	8/19/2015	230	20,030.34	
1063468	1604034	8/19/2015	230	4,278.20	
1063467	1604033	8/19/2015	230	2,586.52	
1064791	1604229	8/20/2015	230	13,452,495.00	
1064796	1604230	8/20/2015	230	521,890.00	
1064662	1604111	8/20/2015	230	184,215.19	
1064665	1604112	8/20/2015	230	157,271.20	
1064800	1604232	8/20/2015	230	108,646.93	
1064711	1604156	8/20/2015	230	101,512.90	
1064710	1604155	8/20/2015	230	82,002.67	
1064709	1604154	8/20/2015	230	69,528.98	
1064799	1604231	8/20/2015	230	35,344.96	
1064707	1604153	8/20/2015	230	2,499.65	
1064820	152700811	8/20/2015	230		15,000,000.00
1065145	1604255	8/21/2015	230	126,391.05	
1065139	1604254	8/21/2015	230	60,365.39	
1065206	1604300	8/21/2015	230	29,674.19	
1065205	1604299	8/21/2015	230	8,050.83	
1065204	1604298	8/21/2015	230	611.48	
1065807	1604483	8/24/2015	230	37,203.53	
1065761	1604443	8/24/2015	230	35,202.72	
1065760	1604442	8/24/2015	230	4,813.44	
1065759	1604441	8/24/2015	230	1,403.66	
1065758	1604440	8/24/2015	230	118.72	
1065850	1604515	8/25/2015	230	421,108.14	
1066213	1604570	8/25/2015	230	158,398.97	
1066202	1604563	8/25/2015	230	110,652.45	
1066146	1604516	8/25/2015	230	23,679.58	
1066201	1604562	8/25/2015	230	62.19	
1066260	152300801	8/25/2015	230		1,000,000.00
1066603	1604650	8/26/2015	230	251,048.42	
1066301	1604693	8/26/2015	230	103,570.78	
1066602	1604649	8/26/2015	230	550.26	
1066629	1604677	8/26/2015	230	357.40	
1066601	1604648	8/26/2015	230	9.58	
1067079	1604828	8/27/2015	230	109,317.79	
1067007	1604767	8/27/2015	230	15,395.28	
1067006	1604766	8/27/2015	230	8,613.21	
1067005	1604765	8/27/2015	230	5,404.16	
1067004	1604764	8/27/2015	230	48.39	
1067385	1604877	8/28/2015	230	8,385,766.00	
1067444	1604933	8/28/2015	230	264,811.54	
1067387	1604879	8/28/2015	230	33,800.18	
1067491	1604963	8/28/2015	230	8,322.91	
1067443	1604932	8/28/2015	230	5,745.14	
1067386	1604878	8/28/2015	230	4,972.00	
1067494	1604964	8/28/2015	230	300.18	
1067509	152300801	8/28/2015	230		9,000,000.00
1067833	1605032	8/31/2015	230	62,401.16	
1067852	1605031	8/31/2015	230	18,199.38	
1067521	1604980	8/31/2015	230	15,692.86	
1067872	1605030	8/31/2015	230	1,296.60	
1067864	1605029	8/31/2015	230	16.85	
1068205	1605106	9/1/2015	230	284,845.23	
1068292	1605193	9/1/2015	230	110,000.00	
1068251	1605145	9/1/2015	230	109,729.43	

Run Date: 12/31/2015
 Run Time: 3:29:02PM

Demand Account Activity

Start Date: 7/1/2015 End Date: 12/31/2015

Page: 6
 User: 0

Jnl. Entry	Ref #	Trx. Date	Ledger	Debit Amount	Credit Amount
1068204	1605105	9/1/2015	230	81,859.53	
1068263	1605181	9/1/2015	230	50,000.00	
1068250	1605144	9/1/2015	230	44,143.66	
1068249	1605143	9/1/2015	230	761.03	
1068248	1605142	9/1/2015	230	47.21	
1068309	152300901	9/1/2015	230		1,000,000.00
1068636	1605247	9/2/2015	230	76,201.70	
1068660	1605311	9/2/2015	230	59,509.00	
1068684	1605292	9/2/2015	230	22,000.00	
1068634	1605246	9/2/2015	230	5,450.62	
1068633	1605245	9/2/2015	230	851.22	
1068632	1605244	9/2/2015	230	78.61	
1069925	1605425	9/3/2015	230	5,799,795.00	
1069924	1605424	9/3/2015	230	164,238.39	
1068756	1605351	9/3/2015	230	128,974.73	
1069895	1605396	9/3/2015	230	109,027.15	
1069892	1605394	9/3/2015	230	69,867.38	
1069894	1605395	9/3/2015	230	47,252.99	
1069889	1605393	9/3/2015	230	1,545.54	
1069897	1605397	9/3/2015	230	529.38	
1069937	152300901	9/3/2015	230		5,000,000.00
1069923	152300902	9/3/2015	230		1,000,000.00
1070343	1605579	9/4/2015	230	366,814.66	
1070214	1605476	9/4/2015	230	15,159.00	
1070263	1605502	9/4/2015	230	11,354.87	
1070264	1605503	9/4/2015	230	1,966.60	
1070211	1605474	9/4/2015	230	1,083.00	
1070356	152300901	9/4/2015	230		1,000,000.00
1070630	1605607	9/8/2015	230	119,405.18	
1070688	1605656	9/8/2015	230	32,499.51	
1070632	1605608	9/8/2015	230	7,347.80	
1070689	1605657	9/8/2015	230	1,050.31	
1070690	1605658	9/8/2015	230	719.23	
1071170	1605723	9/9/2015	230	248,830.21	
1071234	1605781	9/9/2015	230	243,190.35	
1071169	1605722	9/9/2015	230	90,319.63	
1071168	1605721	9/9/2015	230	14,912.74	
1070750	1605688	9/9/2015	230	5,160.00	
1071233	1605780	9/9/2015	230	933.39	
1071167	1605720	9/9/2015	230	122.94	
1071630	1605904	9/10/2015	230	9,777,355.00	
1071582	1605859	9/10/2015	230	11,474.55	
1071628	1605903	9/10/2015	230	1,639.00	
1071581	1605858	9/10/2015	230	667.05	
1071640	152300901	9/10/2015	230		10,000,000.00
1071659	1605918	9/11/2015	230	82,612.65	
1071661	1605920	9/11/2015	230	24,745.05	
1072015	1605994	9/11/2015	230	23,201.50	
1071660	1605919	9/11/2015	230	17,792.86	
1072016	1605995	9/11/2015	230	12,341.33	
1071662	1605921	9/11/2015	230	3,853.45	
1072017	1605996	9/11/2015	230	1,878.15	
1072365	1606079	9/14/2015	230	41,168.18	
1072447	1606154	9/14/2015	230	22,500.00	
1072444	1606151	9/14/2015	230	22,000.00	
1072366	1606080	9/14/2015	230	1,663.10	

Run Date: 12/31/2015
 Run Time: 3:29:02PM

Demand Account Activity

Page: 7
 User: 0

Start Date: 7/1/2015 End Date: 12/31/2015

Jnl. Entry	Ref #	Trx. Date	Ledger	Debit Amount	Credit Amount
1072445	1606152	9/14/2015	230	395.84	
1073071	1606271	9/15/2015	230	156,527.92	
1073073	1606272	9/15/2015	230	137,200.27	
1073074	1606273	9/15/2015	230	114,401.01	
1073075	1606274	9/15/2015	230	77,000.00	
1073105	1606297	9/15/2015	230	70,259.79	
1073076	1606275	9/15/2015	230	50,589.34	
1073077	1606276	9/15/2015	230	28,392.14	
1073583	1606381	9/16/2015	230	20,878,361.00	
1073585	1606382	9/16/2015	230	8,535,786.20	
1073586	1606383	9/16/2015	230	585,061.00	
1073675	1606428	9/16/2015	230	178,837.83	
1073705	1606432	9/16/2015	230	53,246.00	
1073578	1606376	9/16/2015	230	24,219.15	
1073579	1606377	9/16/2015	230	6,307.65	
1073580	1606378	9/16/2015	230	2,695.61	
1073581	1606379	9/16/2015	230	2,632.43	
1073582	1606380	9/16/2015	230	50.10	
1073607	152300901	9/16/2015	230		31,000,000.00
1075135	1606503	9/17/2015	230	276,000.00	
1075258	1606586	9/17/2015	230	150,000.00	
1075137	1606504	9/17/2015	230	128,995.19	
1075161	1606528	9/17/2015	230	113,168.35	
1075160	1606527	9/17/2015	230	73,650.63	
1075159	1606526	9/17/2015	230	69,604.66	
1075158	1606525	9/17/2015	230	38,130.69	
1075157	1606524	9/17/2015	230	1,545.54	
1075262	152300901	9/17/2015	230		1,000,000.00
1075591	1606633	9/18/2015	230	236,513.46	
1075738	1606721	9/18/2015	230	113,612.61	
1075644	1606684	9/18/2015	230	14,199.63	
1075645	1606685	9/18/2015	230	591.68	
1076060	1606785	9/21/2015	230	151,500.98	
1076042	1606828	9/21/2015	230	21,514.78	
1075782	1606749	9/21/2015	230	16,633.58	
1076046	1606784	9/21/2015	230	3,025.81	
1076154	152300901	9/21/2015	230		1,300,000.00
1076470	1606880	9/22/2015	230	30,258,802.00	
1076490	1606899	9/22/2015	230	223,552.15	
1076503	1606912	9/22/2015	230	101,184.87	
1076504	1606913	9/22/2015	230	63,247.10	
1076505	1606914	9/22/2015	230	66.90	
1076559	152300901	9/22/2015	230		30,000,000.00
1076888	1606988	9/23/2015	230	5,746,970.00	
1076957	1607055	9/23/2015	230	30,105.68	
1076889	1606989	9/23/2015	230	3,458.13	
1076961	1607057	9/23/2015	230	2,998.18	
1076962	1607058	9/23/2015	230	120.11	
1076959	1607056	9/23/2015	230	39.42	
1076912	152300901	9/23/2015	230		6,000,000.00
1077411	1607189	9/24/2015	230	253,055.83	
1077414	1607190	9/24/2015	230	120,436.62	
1077415	1607191	9/24/2015	230	43,419.25	
1077058	1607131	9/24/2015	230	32,353.69	
1077416	1607192	9/24/2015	230	19,466.50	
1077470	1607242	9/24/2015	230	8,000.00	

Run Date: 12/31/2015
 Run Time: 3:29:02PM

Demand Account Activity

Start Date: 7/1/2015 End Date: 12/31/2015

Page: 8
 User: 0

Jnl. Entry	Ref #	Trx. Date	Ledger	Debit Amount	Credit Amount
1077777	1607267	9/25/2015	230	275,106.03	
1077776	1607266	9/25/2015	230	14,680.38	
1077827	1607308	9/25/2015	230	13,116.98	
1077829	1607309	9/25/2015	230	2,915.64	
1077488	152300901	9/25/2015	230		1,000,000.00
1078288	1607490	9/28/2015	230	260,000.00	
1078242	1607449	9/28/2015	230	85,697.69	
1077921	1607383	9/28/2015	230	22,000.00	
1078132	1607384	9/28/2015	230	10,908.00	
1078244	1607451	9/28/2015	230	3,054.21	
1078217	1607425	9/28/2015	230	269.50	
1078245	1607452	9/28/2015	230	160.27	
1078243	1607450	9/28/2015	230	58.49	
1078662	1607575	9/29/2015	230	946,250.62	
1078322	1607508	9/29/2015	230	207,114.83	
1078663	1607576	9/29/2015	230	154,836.20	
1078722	1607639	9/29/2015	230	21,012.50	
1078341	1607509	9/29/2015	230	13,500.00	
1078664	1607577	9/29/2015	230	6,298.29	
1078750	152300901	9/29/2015	230		2,000,000.00
1079101	1607695	9/30/2015	230	7,829,051.00	
1079181	1607749	9/30/2015	230	48,695.00	
1079137	1607716	9/30/2015	230	29,200.58	
1079174	1607742	9/30/2015	230	27,000.00	
1079136	1607715	9/30/2015	230	24,279.28	
1079138	1607717	9/30/2015	230	6,050.42	
1079139	1607718	9/30/2015	230	1,424.64	
1078776	1607674	9/30/2015	230	1,000.00	
1079125	162700908	9/30/2015	230		7,000,000.00
1079326	1607786	10/1/2015	230	176,049.00	
1080494	1607815	10/1/2015	230	110,915.95	
1080535	1607851	10/1/2015	230	69,689.00	
1080492	1607814	10/1/2015	230	54,403.92	
1080490	1607813	10/1/2015	230	28,057.59	
1080499	1607817	10/1/2015	230	14,892.07	
1080090	1607787	10/1/2015	230	4,939.23	
1080497	1607816	10/1/2015	230	1,545.54	
1080553	1607869	10/2/2015	230	340,455.63	
1080657	1607870	10/2/2015	230	100,606.58	
1080737	1607928	10/2/2015	230	9,218.61	
1080658	1607871	10/2/2015	230	5,169.13	
1080732	162701014	10/2/2015	230		1,000,000.00
1081273	1608030	10/5/2015	230	32,222.63	
1081347	1608093	10/5/2015	230	18,817.73	
1081002	1607999	10/5/2015	230	4,514.40	
1081278	1608032	10/5/2015	230	2,203.12	
1081277	1608031	10/5/2015	230	34.26	
1081644	1608119	10/6/2015	230	162,601.56	
1081725	1608183	10/6/2015	230	21,253.51	
1081755	1608199	10/6/2015	230	5,332.00	
1081742	152301001	10/6/2015	230		1,000,000.00
1082191	1608281	10/7/2015	230	116,587.35	
1082190	1608280	10/7/2015	230	18,585.16	
1082187	1608277	10/7/2015	230	6,258.91	
1082189	1608279	10/7/2015	230	420.00	
1082188	1608278	10/7/2015	230	132.41	

Run Date: 12/31/2015
 Run Time: 3:29:02PM

Demand Account Activity

Page: 9
 User: 0

Start Date: 7/1/2015 End Date: 12/31/2015

Jnl. Entry	Ref #	Trx. Date	Ledger	Debit Amount	Credit Amount
1082619	1608416	10/8/2015	230	169,474.97	
1082641	1608439	10/8/2015	230	20,563.94	
1082640	1608438	10/8/2015	230	9,679.90	
1082642	1608440	10/8/2015	230	7,814.28	
1083007	1608524	10/9/2015	230	82,696.61	
1083051	1608567	10/9/2015	230	28,601.33	
1083006	1608523	10/9/2015	230	17,700.87	
1083050	1608566	10/9/2015	230	5,797.62	
1083049	1608565	10/9/2015	230	2,298.66	
1083005	1608522	10/9/2015	230	191.00	
1083052	1608568	10/9/2015	230	61.50	
1083053	1608569	10/9/2015	230	33.31	
1083768	1608804	10/13/2015	230	46,595.97	
1084227	1608984	10/14/2015	230	412,397.68	
1084147	1608911	10/14/2015	230	224,765.62	
1083804	1608879	10/14/2015	230	168,245.96	
1084203	1608965	10/14/2015	230	152,065.13	
1084146	1608910	10/14/2015	230	148,597.64	
1084218	1608978	10/14/2015	230	79,109.84	
1084113	1608880	10/14/2015	230	73,694.19	
1084216	1608977	10/14/2015	230	65,145.76	
1084229	1608985	10/14/2015	230	59,392.00	
1084224	1608982	10/14/2015	230	37,320.02	
1084212	1608973	10/14/2015	230	24,510.61	
1084204	1608966	10/14/2015	230	22,000.00	
1084214	1608975	10/14/2015	230	18,698.01	
1084145	1608909	10/14/2015	230	13,911.44	
1084144	1608908	10/14/2015	230	12,284.40	
1084114	1608881	10/14/2015	230	10,600.00	
1084213	1608974	10/14/2015	230	10,178.19	
1084222	1608981	10/14/2015	230	8,256.62	
1084225	1608983	10/14/2015	230	6,563.38	
1084215	1608976	10/14/2015	230	2,701.53	
1084106	1608878	10/14/2015	230	2,680.98	
1084219	1608979	10/14/2015	230	2,177.82	
1084221	1608980	10/14/2015	230	1,978.48	
1084116	1608882	10/14/2015	230	310.03	
1084148	1608912	10/14/2015	230	110.36	
1084245	152301001	10/14/2015	230		2,000,000.00
1085430	1609013	10/15/2015	230	9,530,200.00	
1085489	1609053	10/15/2015	230	98,044.37	
1085488	1609052	10/15/2015	230	23,735.58	
1085486	1609050	10/15/2015	230	22,901.50	
1085487	1609051	10/15/2015	230	554.25	
1084252	1608998	10/15/2015	230	313.32	
1085588	152301001	10/15/2015	230		9,000,000.00
1086008	1609196	10/16/2015	230	1,096,317.68	
1085966	1609168	10/16/2015	230	434,750.32	
1086028	1609245	10/16/2015	230	25,909.51	
1086020	1609223	10/16/2015	230	12,925.69	
1086011	1609197	10/16/2015	230	8,243.90	
1086051	152301001	10/16/2015	230		2,000,000.00
1086366	1609284	10/19/2015	230	58,988.84	
1086365	1609283	10/19/2015	230	46,185.91	
1086437	1609347	10/19/2015	230	33,874.59	
1086436	1609346	10/19/2015	230	11,313.23	

Run Date: 12/31/2015
 Run Time: 3:29:02PM

Demand Account Activity

Page: 10
 User: 0

Start Date: 7/1/2015 End Date: 12/31/2015

Jnl. Entry	Ref #	Trx. Date	Ledger	Debit Amount	Credit Amount
1086438	1609348	10/19/2015	230	8,902.42	
1086085	1609255	10/19/2015	230	2,037.35	
1086363	1609282	10/19/2015	230	1,207.85	
1086413	1609345	10/19/2015	230	493.05	
1086362	1609281	10/19/2015	230	61.42	
1086771	1609379	10/20/2015	230	341,699.54	
1086803	1609407	10/20/2015	230	96,968.58	
1086809	1609406	10/20/2015	230	68,500.00	
1086850	1609447	10/20/2015	230	66,505.74	
1086773	1609380	10/20/2015	230	59,950.99	
1086806	1609405	10/20/2015	230	40,369.48	
1086844	1609444	10/20/2015	230	27,740.68	
1086849	1609446	10/20/2015	230	7,000.30	
1086848	1609445	10/20/2015	230	3,444.00	
1087338	1609601	10/21/2015	230	303,919.25	
1087350	1609610	10/21/2015	230	213,913.00	
1087255	1609519	10/21/2015	230	105,377.15	
1087205	1609485	10/21/2015	230	8,492.89	
1086888	1609484	10/21/2015	230	5,618.05	
1087250	1609518	10/21/2015	230	3,909.48	
1087253	1609517	10/21/2015	230	1,496.04	
1087252	1609516	10/21/2015	230	149.83	
1087356	152301001	10/21/2015	230		2,000,000.00
1087803	1609724	10/22/2015	230	7,003,565.00	
1087751	1609680	10/22/2015	230	342,439.86	
1087809	1609725	10/22/2015	230	122,988.00	
1087748	1609679	10/22/2015	230	47,486.95	
1087815	1609730	10/22/2015	230	14,080.00	
1087811	1609731	10/22/2015	230	4,463.00	
1087431	1609649	10/22/2015	230	1,000.00	
1087745	1609678	10/22/2015	230	415.69	
1087749	1609677	10/22/2015	230	106.97	
1087802	152301001	10/22/2015	230		7,000,000.00
1088309	1609846	10/23/2015	230	375,000.00	
1088297	1609831	10/23/2015	230	252,501.56	
1088186	1609749	10/23/2015	230	89,202.98	
1088185	1609748	10/23/2015	230	15,692.86	
1088296	1609830	10/23/2015	230	3,317.86	
1088184	1609747	10/23/2015	230	3,134.58	
1088295	1609829	10/23/2015	230	35.44	
1088318	152301001	10/23/2015	230		1,000,000.00
1088771	1609967	10/26/2015	230	82,151.32	
1088707	1609909	10/26/2015	230	22,000.00	
1089359	1610012	10/27/2015	230	7,828,371.00	
1089360	1610013	10/27/2015	230	578,638.00	
1089308	1609983	10/27/2015	230	345,398.54	
1089442	1610081	10/27/2015	230	319,500.00	
1089313	1609988	10/27/2015	230	303,190.28	
1089480	1610107	10/27/2015	230	130,976.11	
1089312	1609987	10/27/2015	230	42,484.92	
1089439	1610080	10/27/2015	230	30,673.10	
1089310	1609985	10/27/2015	230	19,160.31	
1089438	1610079	10/27/2015	230	12,583.87	
1089309	1609984	10/27/2015	230	11,431.00	
1089436	1610078	10/27/2015	230	6,471.70	
1089311	1609986	10/27/2015	230	1,284.85	

Run Date: 12/31/2015
 Run Time: 3:29:02PM

Demand Account Activity

Page: 11
 User: 0

Start Date: 7/1/2015 End Date: 12/31/2015

Jnl. Entry	Ref #	Trx. Date	Ledger	Debit Amount	Credit Amount
1089408	1610077	10/27/2015	230	90.22	
1089477	152301001	10/27/2015	230		9,000,000.00
1089445	152301002	10/27/2015	230		1,000,000.00
1089914	1610209	10/28/2015	230	10,564,653.00	
1089915	1610210	10/28/2015	230	7,981,917.00	
1089916	1610211	10/28/2015	230	7,063,894.00	
1089891	1610208	10/28/2015	230	151,023.04	
1089860	1610160	10/28/2015	230	43,824.00	
1089863	1610163	10/28/2015	230	32,512.12	
1089486	1610112	10/28/2015	230	28,545.66	
1089862	1610162	10/28/2015	230	223.38	
1089861	1610161	10/28/2015	230	184.23	
1089947	152301001	10/28/2015	230		25,000,000.00
1091152	1610309	10/29/2015	230	261,286.30	
1091151	1610308	10/29/2015	230	114,080.29	
1091150	1610307	10/29/2015	230	95,891.34	
1091172	1610336	10/29/2015	230	64,385.78	
1091078	1610250	10/29/2015	230	32,404.00	
1091076	1610249	10/29/2015	230	2,112.20	
1091149	1610306	10/29/2015	230	1,545.55	
1091148	1610305	10/29/2015	230	585.30	
1091108	1610266	10/29/2015	230	420.85	
1091190	152301001	10/29/2015	230		1,000,000.00
1091668	1610472	10/30/2015	230	220,454.60	
1091564	1610379	10/30/2015	230	106,368.72	
1091645	1610450	10/30/2015	230	90,556.64	
1091649	1610454	10/30/2015	230	50,450.73	
1091648	1610453	10/30/2015	230	40,410.35	
1091561	1610377	10/30/2015	230	11,855.92	
1091647	1610452	10/30/2015	230	4,306.49	
1091641	1610449	10/30/2015	230	2,302.61	
1091562	1610378	10/30/2015	230	128.57	
1091646	1610451	10/30/2015	230	94.39	
1091803	1610562	11/2/2015	230	103,269.39	
1091815	1610578	11/2/2015	230	69,297.74	
1091804	1610563	11/2/2015	230	47,558.86	
1091805	1610564	11/2/2015	230	582.06	
1091827	152301001	11/2/2015	230		1,000,000.00
1092383	1610603	11/3/2015	230	133,273.51	
1092495	1610690	11/3/2015	230	100,000.00	
1092454	1610654	11/3/2015	230	59,801.87	
1092452	1610652	11/3/2015	230	46,665.15	
1092453	1610653	11/3/2015	230	36,116.67	
1092507	1610703	11/3/2015	230	14,238.00	
1092838	1610779	11/4/2015	230	152,659.95	
1092918	1610803	11/4/2015	230	121,521.36	
1092891	1610780	11/4/2015	230	22,955.45	
1092897	1610781	11/4/2015	230	19,532.98	
1093314	1610931	11/5/2015	230	54,704.60	
1093294	1610882	11/5/2015	230	18,521.81	
1093295	1610883	11/5/2015	230	11,027.97	
1093296	1610884	11/5/2015	230	483.33	
1093648	1610974	11/6/2015	230	107,588.00	
1093691	1611002	11/6/2015	230	32,282.16	
1093692	1611003	11/6/2015	230	20,098.60	
1093754	1611052	11/6/2015	230	19,441.21	

Run Date: 12/31/2015
 Run Time: 3:29:02PM

Demand Account Activity

Page: 12
 User: 0

Start Date: 7/1/2015 End Date: 12/31/2015

Jnl. Entry	Ref #	Trx. Date	Ledger	Debit Amount	Credit Amount
1093694	1611004	11/6/2015	230	13,589.10	
1093646	1610973	11/6/2015	230	2,550.00	
1093649	1610975	11/6/2015	230	2,394.92	
1093695	1611005	11/6/2015	230	794.74	
1094133	1611184	11/9/2015	230	12,117,909.00	
1094041	1611106	11/9/2015	230	73,398.92	
1094118	1611169	11/9/2015	230	40,440.57	
1094040	1611105	11/9/2015	230	1,673.48	
1094037	1611104	11/9/2015	230	693.88	
1094146	152301102	11/9/2015	230		12,000,000.00
1094132	152301101	11/9/2015	230		1,000,000.00
1094379	1611301	11/10/2015	230	5,854,246.24	
1094313	1611245	11/10/2015	230	152,000.00	
1094246	1611195	11/10/2015	230	142,482.06	
1094376	1611298	11/10/2015	230	40,567.00	
1094317	1611248	11/10/2015	230	32,480.53	
1094336	1611292	11/10/2015	230	22,000.00	
1094316	1611247	11/10/2015	230	12,873.97	
1094158	1611193	11/10/2015	230	8,717.07	
1094314	1611246	11/10/2015	230	6,345.28	
1094244	1611194	11/10/2015	230	4,000.00	
1094405	152301101	11/10/2015	230		6,000,000.00
1095541	1611429	11/12/2015	230	164,674.00	
1095553	1611433	11/12/2015	230	120,000.00	
1095545	1611430	11/12/2015	230	8,000.00	
1095546	1611431	11/12/2015	230	5,795.61	
1095550	1611432	11/12/2015	230	3,306.24	
1095556	1611434	11/12/2015	230	688.40	
1095557	1611435	11/12/2015	230	43.01	
1095715	1611553	11/13/2015	230	479,409.54	
1095654	1611489	11/13/2015	230	107,061.24	
1095707	1611550	11/13/2015	230	105,871.50	
1095710	1611551	11/13/2015	230	41,996.45	
1095730	1611554	11/13/2015	230	18,149.65	
1095713	1611552	11/13/2015	230	1,545.54	
1096301	1611612	11/16/2015	230	3,367,143.00	
1096762	Back Out Journal Er	11/16/2015	230	3,000,000.00	
1096764	Back Out Journal Er	11/16/2015	230	3,000,000.00	
1096766	Back Out Journal Er	11/16/2015	230	2,000,000.00	
1096768	Back Out Journal Er	11/16/2015	230	2,000,000.00	
1096302	1611613	11/16/2015	230	773,653.00	
1096300	1611611	11/16/2015	230	240,024.25	
1096672	1611650	11/16/2015	230	77,276.14	
1096673	1611651	11/16/2015	230	4,266.50	
1096623	1611624	11/16/2015	230	2,302.03	
1096674	1611652	11/16/2015	230	1,995.79	
1096622	1611623	11/16/2015	230	1,535.00	
1096619	1611622	11/16/2015	230	936.18	
1096761	152301101	11/16/2015	230		3,000,000.00
1096740	152301102	11/16/2015	230		3,000,000.00
1096763	Correct Journal Entr	11/16/2015	230		2,000,000.00
1096765	Correct Journal Entr	11/16/2015	230		2,000,000.00
1096767	Correct Journal Entr	11/16/2015	230		2,000,000.00
1096769	Correct Journal Entr	11/16/2015	230		4,000,000.00
1097220	1611863	11/17/2015	230	13,856,988.00	
1097265	1611843	11/17/2015	230	306,000.00	

Run Date: 12/31/2015
 Run Time: 3:29:02PM

Demand Account Activity

Start Date: 7/1/2015 End Date: 12/31/2015

Page: 13
 User: 0

Jnl. Entry	Ref #	Trx. Date	Ledger	Debit Amount	Credit Amount
1097175	1611783	11/17/2015	230	300,764.60	
1097172	1611780	11/17/2015	230	32,491.72	
1097173	1611781	11/17/2015	230	12,498.71	
1097262	1611842	11/17/2015	230	466.89	
1097174	1611782	11/17/2015	230	381.21	
1097906	1611984	11/18/2015	230	110,401.65	
1097824	1611911	11/18/2015	230	18,591.56	
1097825	1611912	11/18/2015	230	11,711.24	
1097886	1611968	11/18/2015	230	5,000.00	
1097285	152301101	11/18/2015	230		14,000,000.00
1098263	1612041	11/19/2015	230	25,082.61	
1098261	1612039	11/19/2015	230	24,651.64	
1098216	1611997	11/19/2015	230	9,500.00	
1098308	1612095	11/19/2015	230	573.18	
1098262	1612040	11/19/2015	230	294.17	
1098617	1612140	11/20/2015	230	204,709.80	
1098683	1612183	11/20/2015	230	167,613.39	
1098684	1612184	11/20/2015	230	45,230.21	
1098619	1612142	11/20/2015	230	15,692.86	
1098618	1612141	11/20/2015	230	7,834.03	
1099215	1612364	11/23/2015	230	114,111.47	
1099148	1612303	11/23/2015	230	85,669.68	
1099217	1612365	11/23/2015	230	49,647.00	
1098776	1612262	11/23/2015	230	22,000.00	
1099591	1612458	11/24/2015	230	327,645.65	
1099444	1612377	11/24/2015	230	203,319.00	
1099647	1612520	11/24/2015	230	157,000.00	
1099592	1612459	11/24/2015	230	99,233.76	
1099593	1612460	11/24/2015	230	10,787.39	
1099594	1612461	11/24/2015	230	6,423.84	
1100121	1612666	11/25/2015	230	4,920,829.00	
1100039	1612605	11/25/2015	230	273,459.59	
1100037	1612603	11/25/2015	230	70,482.65	
1099983	1612594	11/25/2015	230	68,642.11	
1100036	1612602	11/25/2015	230	32,658.58	
1100038	1612604	11/25/2015	230	2,184.10	
1100133	152301101	11/25/2015	230		7,000,000.00
1101087	1612709	11/30/2015	230	331,043.51	
1101062	1612687	11/30/2015	230	229,998.67	
1101086	1612708	11/30/2015	230	118,567.84	
1101085	1612707	11/30/2015	230	84,282.81	
1101056	1612686	11/30/2015	230	34,885.21	
1101632	1612816	12/1/2015	230	89,844.14	
1101686	1612864	12/1/2015	230	59,986.34	
1101665	1612849	12/1/2015	230	57,101.51	
1101660	1612848	12/1/2015	230	11,561.28	
1101683	1612860	12/1/2015	230	8,859.62	
1101684	1612861	12/1/2015	230	7,911.00	
1101595	1612847	12/1/2015	230	1,168.01	
1101405	1612775	12/1/2015	230	325.44	
1101682	152301201	12/1/2015	230		1,000,000.00
1102060	1612943	12/2/2015	230	505,534.53	
1102059	1612942	12/2/2015	230	20,969.35	
1101990	1612888	12/2/2015	230	1,912.20	
1102004	1612941	12/2/2015	230	489.27	
1102076	162701214	12/2/2015	230		1,000,000.00

Run Date: 12/31/2015
 Run Time: 3:29:02PM

Demand Account Activity

Start Date: 7/1/2015 End Date: 12/31/2015

Page: 14
 User: 0

Jnl. Entry	Ref #	Trx. Date	Ledger	Debit Amount	Credit Amount
1102528	1613056	12/3/2015	230	26,550.18	
1102503	1613038	12/3/2015	230	10,059.61	
1102502	1613037	12/3/2015	230	7,300.28	
1102529	1613057	12/3/2015	230	3,893.60	
1102995	1613258	12/4/2015	230	3,447,909.00	
1102883	1613145	12/4/2015	230	98,900.04	
1102996	1613259	12/4/2015	230	53,299.00	
1102931	1613197	12/4/2015	230	15,396.50	
1102884	1613146	12/4/2015	230	6,903.57	
1102932	1613198	12/4/2015	230	5,808.24	
1102981	1613243	12/4/2015	230	4,459.80	
1102992	1613255	12/4/2015	230	1,053.00	
1103009	152301201	12/4/2015	230		4,000,000.00
1103382	1613360	12/7/2015	230	200,000.00	
1103361	1613349	12/7/2015	230	43,173.30	
1103339	1613359	12/7/2015	230	41,000.00	
1103027	1613272	12/7/2015	230	17,792.86	
1103365	1613351	12/7/2015	230	17,324.27	
1103363	1613350	12/7/2015	230	323.49	
1103761	1613454	12/8/2015	230	496,087.50	
1103699	1613402	12/8/2015	230	93,625.25	
1103724	1613469	12/8/2015	230	73,031.92	
1103776	1613470	12/8/2015	230	47,757.52	
1103619	1613393	12/8/2015	230	22,000.00	
1103777	1613471	12/8/2015	230	14,075.23	
1103778	1613472	12/8/2015	230	6,749.65	
1103700	1613403	12/8/2015	230	5,974.31	
1103701	1613404	12/8/2015	230	4,805.00	
1103840	152301201	12/8/2015	230		1,000,000.00
1104270	1613617	12/9/2015	230	6,004,602.37	
1104271	1613618	12/9/2015	230	4,466,902.00	
1104239	1613594	12/9/2015	230	654,123.73	
1104240	1613595	12/9/2015	230	151,026.67	
1104193	1613565	12/9/2015	230	49,280.00	
1104192	1613564	12/9/2015	230	6,502.53	
1104238	1613593	12/9/2015	230	1,462.05	
1104285	152301201	12/9/2015	230		11,000,000.00
1105582	1613793	12/10/2015	230	177,500.00	
1105527	1613744	12/10/2015	230	107,870.01	
1105525	1613742	12/10/2015	230	73,118.11	
1105529	1613746	12/10/2015	230	32,184.78	
1105449	1613671	12/10/2015	230	6,274.98	
1105524	1613741	12/10/2015	230	5,938.00	
1105526	1613743	12/10/2015	230	1,545.55	
1105528	1613745	12/10/2015	230	494.85	
1105887	1613834	12/11/2015	230	197,707.49	
1105874	1613822	12/11/2015	230	58,493.55	
1105886	1613833	12/11/2015	230	29,991.64	
1105888	1613835	12/11/2015	230	2,313.00	
1105875	1613823	12/11/2015	230	500.00	
1105885	1613832	12/11/2015	230	368.07	
1105873	1613821	12/11/2015	230	109.60	
1106019	152301201	12/11/2015	230		1,000,000.00
1106342	1613993	12/14/2015	230	368,607.90	
1106420	1614060	12/14/2015	230	291,874.37	
1106392	1614039	12/14/2015	230	259,164.12	

Run Date: 12/31/2015
 Run Time: 3:29:02PM

Demand Account Activity

Page: 15
 User: 0

Start Date: 7/1/2015 End Date: 12/31/2015

Jnl. Entry	Ref #	Trx. Date	Ledger	Debit Amount	Credit Amount
1106341	1613992	12/14/2015	230	39,614.18	
1106393	1614040	12/14/2015	230	10,600.00	
1106391	1614038	12/14/2015	230	6,237.95	
1106033	1613954	12/14/2015	230	3,532.81	
1106390	1614037	12/14/2015	230	230.54	
1106340	1613991	12/14/2015	230	19.60	
1106421	162701212	12/14/2015	230		1,000,000.00
1106739	1614086	12/15/2015	230	292,263.11	
1106909	1614218	12/15/2015	230	146,647.08	
1106819	1614149	12/15/2015	230	33,694.85	
1106746	1614148	12/15/2015	230	6,804.67	
1106737	1614085	12/15/2015	230	2,203.71	
1107272	1614265	12/16/2015	230	491,990.00	
1107270	1614264	12/16/2015	230	19,248.95	
1107269	1614263	12/16/2015	230	999.22	
1107268	1614262	12/16/2015	230	95.84	
1107379	152301202	12/16/2015	230		1,000,000.00
1108134	1614447	12/17/2015	230	150,000.00	
1108151	1614458	12/17/2015	230	45,276.03	
1108165	1614475	12/17/2015	230	34,526.06	
1108077	1614457	12/17/2015	230	25,739.64	
1108149	1614456	12/17/2015	230	17,354.00	
1107988	1614331	12/17/2015	230	15,692.86	
1108145	1614455	12/17/2015	230	3,840.33	
1107994	1614332	12/17/2015	230	3,598.46	
1108477	1614488	12/18/2015	230	566,604.96	
1108570	1614557	12/18/2015	230	487,345.39	
1108568	1614556	12/18/2015	230	59,768.05	
1108634	1614616	12/18/2015	230	22,000.00	
1108473	1614487	12/18/2015	230	4,922.40	
1108565	1614555	12/18/2015	230	946.71	
1108564	1614554	12/18/2015	230	824.34	
1108637	152301201	12/18/2015	230		1,000,000.00
1109075	1614749	12/21/2015	230	12,814,364.00	
1109076	1614750	12/21/2015	230	113,451.00	
1109005	1614695	12/21/2015	230	39,536.46	
1108966	1614660	12/21/2015	230	22,000.00	
1108965	1614659	12/21/2015	230	11,329.03	
1109006	1614696	12/21/2015	230	9,799.93	
1109007	1614697	12/21/2015	230	1,289.84	
1109069	152301201	12/21/2015	230		13,000,000.00
1109106	1614779	12/22/2015	230	161,907.15	
1109532	1614886	12/22/2015	230	155,000.00	
1109524	1614883	12/22/2015	230	75,089.98	
1109105	1614778	12/22/2015	230	54,546.00	
1109479	1614846	12/22/2015	230	16,837.59	
1109478	1614845	12/22/2015	230	7,325.67	
1109480	1614847	12/22/2015	230	66.14	
1109526	152301201	12/22/2015	230		1,000,000.00
1110668	1614957	12/23/2015	230	381,794.83	
1110602	1614901	12/23/2015	230	89,320.96	
1110601	1614900	12/23/2015	230	26,210.64	
1110730	1615017	12/23/2015	230	24,727.69	
1110604	1614903	12/23/2015	230	5,567.42	
1110667	1614956	12/23/2015	230	4,732.58	
1110603	1614902	12/23/2015	230	1,541.83	

Run Date: 12/31/2015
 Run Time: 3:29:02PM

Demand Account Activity

Page: 16
 User: 0

Start Date: 7/1/2015 End Date: 12/31/2015

Jnl. Entry	Ref #	Trx. Date	Ledger	Debit Amount	Credit Amount	
1110665	1614955	12/23/2015	230	1,230.25		
1110664	1614954	12/23/2015	230	37.08		
1110740	152301201	12/23/2015	230		500,000.00	
1111206	1615070	12/28/2015	230	106,471.85		
1111205	1615069	12/28/2015	230	99,825.05		
1111204	1615068	12/28/2015	230	37,540.33		
1111160	1615037	12/28/2015	230	10,269.42		
1111203	1615067	12/28/2015	230	1,438.15		
1111202	1615066	12/28/2015	230	542.42		
1111750	Back Out Journal Er	12/29/2015	230	780,000.00		
1111302	1615138	12/29/2015	230	238,361.54		
1111703	1615236	12/29/2015	230	53,232.88		
1111695	1615237	12/29/2015	230	36,597.33		
1111705	1615238	12/29/2015	230	33,926.35		
1111707	1615240	12/29/2015	230	20,562.58		
1111717	1615248	12/29/2015	230	8,500.06		
1111304	1615139	12/29/2015	230	3,350.86		
1111706	1615239	12/29/2015	230	1,000.00		
1111296	1615130	12/29/2015	230	552.59		
1111748	1627012	12/29/2015	230		780,000.00	
1112174	1615350	12/30/2015	230	5,494,339.00		
1112126	1615308	12/30/2015	230	71,182.98		
1112173	1615349	12/30/2015	230	10,898.01		
1112127	1615309	12/30/2015	230	7,775.09		
1112128	1615310	12/30/2015	230	2,457.38		
1112204	Correct Journal Entr	12/30/2015	230		6,000,000.00	
1112600	1615402	12/31/2015	230	390,744.25		
1112598	1615401	12/31/2015	230	16,278.01		
1112597	1615400	12/31/2015	230	12,977.50		
1112596	1615399	12/31/2015	230	5,442.19		
1112705	1615472	12/31/2015	230	1,932.20		
Totals for:	230 - Regions Bank		Count:	854	395,988,666.49	396,663,689.18

Run Date: 12/31/2015
 Run Time: 3:29:02PM

Demand Account Activity

Start Date: 7/1/2015 End Date: 12/31/2015

Page: 17
 User: 0

Jnl. Entry	Ref #	Trx. Date	Ledger	Debit Amount	Credit Amount
260 - Bank of the Ozarks					
1049939	1527007010	7/14/2015	260	7,000,000.00	
1050362	152600701	7/15/2015	260	17,000,000.00	
1050382	152700715	7/15/2015	260	2,000,000.00	
1052777	152700714	7/22/2015	260	7,000,000.00	
1054555	1601876	7/27/2015	260	23,481.47	
1054549	1601870	7/27/2015	260	867.79	
1060615	152700813	8/11/2015	260		8,000,000.00
1064782	152700812	8/20/2015	260	15,000,000.00	
1066625	1604674	8/26/2015	260	35,963.84	
1067092	152700810	8/27/2015	260	8,000,000.00	
1067403	152600801	8/28/2015	260	26,000,000.00	
1067510	Back Out Journal Er	8/28/2015	260		26,000,000.00
1067511	Correct Journal Entr	8/28/2015	260		26,000,000.00
1068312	152600901	9/1/2015	260		33,000,000.00
1068714	152700909	9/2/2015	260	36,000,000.00	
1070357	Back Out Journal Er	9/4/2015	260	10,000,000.00	
1070347	152600902	9/4/2015	260		10,000,000.00
1070366	Correct Journal Entr	9/4/2015	260		11,000,000.00
1070722	152700910	9/8/2015	260	14,000,000.00	
1071252	152600901	9/9/2015	260		4,000,000.00
1071635	152700915	9/10/2015	260	29,000,000.00	
1071645	152600902	9/10/2015	260		29,000,000.00
1077891	152700905	9/25/2015	260	20,000,000.00	
1078270	152700911	9/28/2015	260	50,000,000.00	
1078301	152700915	9/28/2015	260	3,000,000.00	
1078214	1607422	9/28/2015	260	41,674.56	
1091101	1610263	10/29/2015	260	40,224.02	
1091826	152601001	11/2/2015	260		7,000,000.00
1092487	152601101	11/3/2015	260		11,000,000.00
1093378	Correct Journal Entr	11/5/2015	260	18,000,000.00	
1098313	1612098	11/19/2015	260	65,192.65	
1101687	152301202	12/1/2015	260	22,000,000.00	
1101682	152301201	12/1/2015	260	1,000,000.00	
1101596	152701204	12/1/2015	260		45,000,000.00
1102096	162701215	12/2/2015	260	24,000,000.00	
1102076	162701214	12/2/2015	260	1,000,000.00	
1102859	152601201	12/4/2015	260	85,000,000.00	
1102886	152601202	12/4/2015	260		85,000,000.00
1103357	152611201	12/7/2015	260	15,000,000.00	
1103416	152601202	12/7/2015	260		28,000,000.00
1103848	152601201	12/8/2015	260		14,000,000.00
1104288	152601201	12/9/2015	260		28,000,000.00
1105514	152701210	12/10/2015	260	50,000,000.00	
1105984	152601201	12/11/2015	260		109,000,000.00
1106030	152601202	12/11/2015	260		5,000,000.00
1106314	162701203	12/14/2015	260	25,000,000.00	
1106419	162701211	12/14/2015	260		15,000,000.00
1106900	152601201	12/15/2015	260		2,000,000.00
1107314	152601201	12/16/2015	260		4,000,000.00
1108638	152601201	12/18/2015	260	44,000,000.00	
1108637	152301201	12/18/2015	260	1,000,000.00	
1108936	152701203	12/21/2015	260	35,000,000.00	
1111262	152601201	12/28/2015	260	18,000,000.00	
1111258	Back Out Journal Er	12/28/2015	260		18,000,000.00
1111299	1615133	12/29/2015	260	66,849.29	

Run Date: 12/31/2015
Run Time: 3:29:02PM

Demand Account Activity

Start Date: 7/1/2015 End Date: 12/31/2015

Page: 18
User: 0

Jnl. Entry	Ref #	Trx. Date	Ledger		Debit Amount	Credit Amount	
Totals for:	260 - Bank of the Ozarks			Count:	55	583,274,253.62	518,000,000.00

Run Date: 12/31/2015
 Run Time: 3:29:02PM

Demand Account Activity

Start Date: 7/1/2015 End Date: 12/31/2015

Page: 19
 User: 0

Jnl. Entry	Ref #	Trx. Date	Ledger	Debit Amount	Credit Amount
<u>270 - Bank Of America</u>					
1045985	152700614	7/2/2015	270	122,321,921.64	
1045487	152700603	7/2/2015	270	41,644,936.94	
1045482	153000604	7/2/2015	270	14,000,000.00	
1045979	152700608 AIRS TA	7/2/2015	270	13,428,467.28	
1045993	152700618	7/2/2015	270	11,000,000.00	
1045988	Back Out Journal Er	7/2/2015	270	1,829,000.00	
1045465	1600002	7/2/2015	270	943,746.10	
1045466	1600003	7/2/2015	270	60,118.10	
1045983	152700612 AIRS D\$	7/2/2015	270	39,200.00	
1045980	152700609 AIRS TA	7/2/2015	270	27,601.16	
1045469	1600009	7/2/2015	270	3,464.22	
1046006	1600009	7/2/2015	270	3,464.22	
1045984	152700613 AIRS D\$	7/2/2015	270	3,405.00	
1045470	1600006	7/2/2015	270	580.00	
1045467	1600004	7/2/2015	270	540.00	
1045468	1600005	7/2/2015	270	400.00	
1045981	152700610 AIRS D\$	7/2/2015	270	271.35	
1045471	1600007	7/2/2015	270	102.00	
1046003	1600007	7/2/2015	270	102.00	
1045472	1600008	7/2/2015	270	70.00	
1046005	1600008	7/2/2015	270	70.00	
1045474	1600010	7/2/2015	270	65.00	
1045475	1600011	7/2/2015	270	65.00	
1045982	152700611 AIRS D\$	7/2/2015	270	1.00	
1045485	152700601	7/2/2015	270		29,361,137.96
1045486	152700602	7/2/2015	270		11,000,000.00
1045490	152700606	7/2/2015	270		1,829,000.00
1045491	152700606	7/2/2015	270		1,829,000.00
1045520	152700607	7/2/2015	270		816,000.00
1045992	152700617	7/2/2015	270		74,169,636.56
1045999	Back Out Journal Er	7/2/2015	270		70.00
1046001	Back Out Journal Er	7/2/2015	270		102.00
1046002	Back Out Journal Er	7/2/2015	270		3,464.22
1046007	Back Out Journal Er	7/2/2015	270		102.00
1046008	Back Out Journal Er	7/2/2015	270		70.00
1046009	Back Out Journal Er	7/2/2015	270		3,464.22
1046498	152700703	7/6/2015	270	23,000,000.00	
15270070	15270070611EFT A	7/6/2015	270	8,404,339.95	
1046504	152700709	7/6/2015	270	7,000,000.00	
1046470	1600029	7/6/2015	270	119,613.23	
1046505	152700710	7/6/2015	270	87,500.00	
1046468	1600027	7/6/2015	270	72,595.33	
1046471	1600016	7/6/2015	270	50,389.03	
1046513	1600054	7/6/2015	270	45,636.73	
1046538	1600074	7/6/2015	270	43,871.75	
1046519	1600057	7/6/2015	270	42,768.23	
1046556	15270070613IRPCC	7/6/2015	270	34,913.77	
1046459	1600017	7/6/2015	270	32,893.25	
1046555	15270070612AIRS (7/6/2015	270	19,924.96	
1046557	15270070614ABC L	7/6/2015	270	19,700.00	
1046544	1600076	7/6/2015	270	17,778.10	
1046522	1600063	7/6/2015	270	15,768.66	
1046461	1600019	7/6/2015	270	14,660.00	
1046528	1600073	7/6/2015	270	11,000.00	
1046469	1600028	7/6/2015	270	7,495.74	

Run Date: 12/31/2015
 Run Time: 3:29:02PM

Demand Account Activity

Start Date: 7/1/2015 End Date: 12/31/2015

Page: 20
 User: 0

Jnl. Entry	Ref #	Trx. Date	Ledger	Debit Amount	Credit Amount
1046463	1600021	7/6/2015	270	5,132.25	
1046543	1600072	7/6/2015	270	3,894.74	
1046010	1600013	7/6/2015	270	3,464.22	
1046541	1600075	7/6/2015	270	2,996.26	
1046462	1600020	7/6/2015	270	2,830.00	
1046460	1600018	7/6/2015	270	2,670.00	
1046510	1600058	7/6/2015	270	1,652.50	
1046516	1600059	7/6/2015	270	1,492.50	
1046474	1600034	7/6/2015	270	1,325.25	
1046518	1600056	7/6/2015	270	1,175.00	
1046517	1600062	7/6/2015	270	1,072.40	
1046514	1600055	7/6/2015	270	981.10	
1046464	1600022	7/6/2015	270	820.00	
1046490	1600053	7/6/2015	270	700.00	
1046520	1600060	7/6/2015	270	483.70	
1046511	1600061	7/6/2015	270	358.60	
1046011	1600014	7/6/2015	270	102.00	
1046012	1600015	7/6/2015	270	70.00	
1046481	8005939	7/6/2015	270		59,890.76
1046547	8005938	7/6/2015	270		2,926.00
1046496	152700701	7/6/2015	270		8,333,515.68
1046497	152700702	7/6/2015	270		78,719,059.51
1046500	152700705	7/6/2015	270		1,000,000.00
1046501	152700706	7/6/2015	270		37,446,988.33
1046674	1600164	7/7/2015	270	51,086,879.59	
1046594	1600091	7/7/2015	270	15,226,004.26	
1046590	152700702	7/7/2015	270	14,000,000.00	
1046998	1600206	7/7/2015	270	13,232,000.00	
1046618	15270070704EFT A	7/7/2015	270	7,200,461.28	
1046592	1600089	7/7/2015	270	2,250,000.00	
1046625	1600111	7/7/2015	270	1,743,437.21	
1046962	1600165	7/7/2015	270	1,601,928.35	
1046588	152700701	7/7/2015	270	1,000,000.00	
1046963	1600166	7/7/2015	270	860,476.20	
1046616	142700709	7/7/2015	270	740,000.00	
1046956	1600167	7/7/2015	270	545,662.50	
1046649	1600126	7/7/2015	270	539,002.13	
1046644	1600122	7/7/2015	270	479,937.65	
1046993	1600207	7/7/2015	270	196,073.38	
1046950	1600173	7/7/2015	270	193,355.21	
1046987	1600197	7/7/2015	270	175,827.72	
1046650	1600127	7/7/2015	270	134,702.21	
1046595	1600092	7/7/2015	270	99,813.00	
1046999	1600210	7/7/2015	270	61,981.59	
1046951	1600174	7/7/2015	270	53,473.63	
1046596	1600093	7/7/2015	270	40,400.00	
1047000	1600208	7/7/2015	270	38,772.81	
1046651	1600128	7/7/2015	270	32,511.67	
1046646	1600123	7/7/2015	270	30,809.51	
1046652	1600129	7/7/2015	270	25,944.17	
1046653	1600130	7/7/2015	270	22,901.50	
1046957	1600170	7/7/2015	270	21,840.00	
1046995	1600200	7/7/2015	270	21,776.15	
1046619	15270070705AIRS (7/7/2015	270	20,147.47	
1046997	1600212	7/7/2015	270	14,650.00	
1046994	1600204	7/7/2015	270	12,910.00	

Run Date: 12/31/2015
 Run Time: 3:29:02PM

Demand Account Activity

Page: 21
 User: 0

Start Date: 7/1/2015 End Date: 12/31/2015

Jnl. Entry	Ref #	Trx. Date	Ledger	Debit Amount	Credit Amount
1046991	1600203	7/7/2015	270	12,774.00	
1046990	1600198	7/7/2015	270	10,519.37	
1046654	1600131	7/7/2015	270	9,173.20	
1046647	1600124	7/7/2015	270	6,546.06	
1046662	1600168	7/7/2015	270	6,404.80	
1047002	1600209	7/7/2015	270	6,346.16	
1046593	1600090	7/7/2015	270	5,848.00	
1046656	1600132	7/7/2015	270	4,924.00	
1046657	1600133	7/7/2015	270	4,611.01	
1046624	1600112	7/7/2015	270	3,462.75	
1046658	1600134	7/7/2015	270	3,280.50	
1046660	1600135	7/7/2015	270	2,851.00	
1046992	1600199	7/7/2015	270	2,330.00	
1047003	1600211	7/7/2015	270	2,184.30	
1046628	1600114	7/7/2015	270	1,740.00	
1046955	1600169	7/7/2015	270	1,643.40	
1046988	1600202	7/7/2015	270	1,190.00	
1047004	1600213	7/7/2015	270	1,115.07	
1046655	1600136	7/7/2015	270	970.00	
1046597	1600094	7/7/2015	270	885.76	
1046630	1600116	7/7/2015	270	796.75	
1046982	1600190	7/7/2015	270	600.00	
1046659	1600137	7/7/2015	270	595.00	
1046952	1600175	7/7/2015	270	579.70	
1046610	1600105	7/7/2015	270	460.00	
1046972	1600201	7/7/2015	270	382.50	
1046971	1600187	7/7/2015	270	352.00	
1046661	1600138	7/7/2015	270	335.00	
1046629	1600115	7/7/2015	270	330.00	
1046627	1600113	7/7/2015	270	290.00	
1046954	1600176	7/7/2015	270	287.50	
1046983	1600191	7/7/2015	270	270.00	
1046648	1600125	7/7/2015	270	223.26	
1046663	1600139	7/7/2015	270	200.00	
1046959	1600171	7/7/2015	270	195.00	
1046631	1600117	7/7/2015	270	140.00	
1046609	1600104	7/7/2015	270	130.00	
1046611	1600106	7/7/2015	270	100.00	
1046985	1600193	7/7/2015	270	90.00	
1046981	1600189	7/7/2015	270	54.00	
1046986	1600194	7/7/2015	270	30.00	
1046973	1600196	7/7/2015	270	30.00	
1046694	1600172	7/7/2015	270	30.00	
1046996	1600205	7/7/2015	270	17.00	
1046980	1600188	7/7/2015	270	14.00	
1046984	1600192	7/7/2015	270	13.20	
1046606	152700703	7/7/2015	270		600,000.00
1046617	152700710	7/7/2015	270		3,786,002.55
1046953	8005940	7/7/2015	270		75,972.58
1046664	152700711	7/7/2015	270		81,443,775.35
1046669	152700714	7/7/2015	270		17,068,269.04
1046960	152700720	7/7/2015	270		9,000,000.00
1047354	152700709	7/8/2015	270	63,032,597.23	
1047292	1600233	7/8/2015	270	11,942,152.19	
1047300	152700702	7/8/2015	270	11,000,000.00	
1047314	15270070805AIRS	7/8/2015	270	9,217,660.94	

Run Date: 12/31/2015
 Run Time: 3:29:02PM

Demand Account Activity

Page: 22
 User: 0

Start Date: 7/1/2015 End Date: 12/31/2015

Jnl. Entry	Ref #	Trx. Date	Ledger	Debit Amount	Credit Amount
1047389	1600294	7/8/2015	270	2,093,578.42	
1047444	152700720	7/8/2015	270	2,000,000.00	
1047303	152700704	7/8/2015	270	1,000,000.00	
1047438	1600337	7/8/2015	270	735,000.00	
1047338	1600299	7/8/2015	270	636,637.40	
1047417	1600326	7/8/2015	270	456,503.17	
1047391	1600295	7/8/2015	270	390,988.87	
1047312	1600246	7/8/2015	270	230,893.70	
1047418	1600327	7/8/2015	270	197,000.30	
1047431	1600335	7/8/2015	270	74,590.32	
1047401	1600319	7/8/2015	270	72,941.24	
1047434	1600336	7/8/2015	270	49,202.11	
1047311	1600245	7/8/2015	270	43,870.00	
1047341	15270070808ABC L	7/8/2015	270	42,450.00	
1047309	1600244	7/8/2015	270	37,996.19	
1047291	1600232	7/8/2015	270	37,308.02	
1047393	1600296	7/8/2015	270	35,239.17	
1047298	1600238	7/8/2015	270	33,230.67	
1047302	1600240	7/8/2015	270	32,771.57	
1047398	1600298	7/8/2015	270	16,256.96	
1047308	1600243	7/8/2015	270	15,649.17	
1047325	1600256	7/8/2015	270	14,809.56	
1047299	1600239	7/8/2015	270	14,806.41	
1047295	1600236	7/8/2015	270	13,256.61	
1047306	1600242	7/8/2015	270	12,892.88	
1047304	1600241	7/8/2015	270	12,348.08	
1047419	1600328	7/8/2015	270	11,322.66	
1047335	1600263	7/8/2015	270	11,212.23	
1047420	1600329	7/8/2015	270	9,776.80	
1047452	1600359	7/8/2015	270	9,481.75	
1047294	1600235	7/8/2015	270	7,683.29	
1047455	1600360	7/8/2015	270	6,111.00	
1047297	1600237	7/8/2015	270	5,811.36	
1047402	1600320	7/8/2015	270	5,633.37	
1047014	1600221	7/8/2015	270	4,601.12	
1047015	1600222	7/8/2015	270	4,197.41	
1047395	1600316	7/8/2015	270	3,926.00	
1047421	1600330	7/8/2015	270	3,643.00	
1047328	1600257	7/8/2015	270	3,223.50	
1047021	1600228	7/8/2015	270	3,185.00	
1047422	1600331	7/8/2015	270	3,068.00	
1047340	15270070807IRP C	7/8/2015	270	2,715.64	
1047415	1600324	7/8/2015	270	2,502.88	
1047332	1600259	7/8/2015	270	2,340.00	
1047450	1600355	7/8/2015	270	2,330.00	
1047453	1600356	7/8/2015	270	1,704.00	
1047019	1600226	7/8/2015	270	960.00	
1047416	1600325	7/8/2015	270	918.07	
1047397	1600317	7/8/2015	270	815.00	
1047409	1600354	7/8/2015	270	744.86	
1047399	1600318	7/8/2015	270	711.65	
1047423	1600332	7/8/2015	270	611.08	
1047451	1600357	7/8/2015	270	600.00	
1047396	1600297	7/8/2015	270	597.39	
1047293	1600234	7/8/2015	270	493.52	
1047320	1600260	7/8/2015	270	450.00	

Run Date: 12/31/2015
 Run Time: 3:29:02PM

Demand Account Activity

Start Date: 7/1/2015 End Date: 12/31/2015

Page: 23
 User: 0

Jnl. Entry	Ref #	Trx. Date	Ledger	Debit Amount	Credit Amount
1047016	1600223	7/8/2015	270	410.00	
1047020	1600227	7/8/2015	270	325.00	
1047336	1600261	7/8/2015	270	300.25	
1047331	1600258	7/8/2015	270	260.00	
1047424	1600333	7/8/2015	270	250.00	
1047457	1600361	7/8/2015	270	250.00	
1047408	1600358	7/8/2015	270	245.00	
1047013	1600220	7/8/2015	270	200.00	
1047018	1600225	7/8/2015	270	180.00	
1047017	1600224	7/8/2015	270	150.00	
1047339	15270070806IFTA C	7/8/2015	270	102.27	
1047333	1600262	7/8/2015	270	70.00	
1047425	1600334	7/8/2015	270	28.56	
1047322	1600255	7/8/2015	270	4.25	
1047321	8005974	7/8/2015	270		50.00
1047296	152700701	7/8/2015	270		11,942,152.19
1047301	152700703	7/8/2015	270		1,706,000.00
1047359	152700712	7/8/2015	270		89,968,942.72
1048604	1600446	7/9/2015	270	202,529,792.46	
1048504	152700702	7/9/2015	270	11,000,000.00	
1048505	15270070903AIRS I	7/9/2015	270	8,984,130.91	
1048605	1600447	7/9/2015	270	1,594,919.68	
1048520	1600402	7/9/2015	270	902,570.97	
1048550	1600454	7/9/2015	270	798,478.29	
1048529	1600374	7/9/2015	270	590,234.81	
1048542	1600385	7/9/2015	270	500,000.00	
1048530	1600375	7/9/2015	270	368,861.90	
1048626	1600455	7/9/2015	270	285,482.89	
1048531	1600376	7/9/2015	270	201,957.29	
1048545	1600386	7/9/2015	270	171,339.32	
1047471	1600367	7/9/2015	270	132,935.33	
1048587	1600429	7/9/2015	270	86,300.62	
1048547	1600387	7/9/2015	270	68,212.35	
1048551	1600389	7/9/2015	270	64,963.94	
1048538	1600398	7/9/2015	270	58,670.89	
1048506	15270070904CC All	7/9/2015	270	58,332.42	
1048549	1600388	7/9/2015	270	56,915.38	
1048552	1600390	7/9/2015	270	55,082.26	
1048510	15270070907ABC L	7/9/2015	270	37,915.00	
1048532	1600377	7/9/2015	270	35,947.96	
1048614	1600461	7/9/2015	270	33,397.60	
1048553	1600391	7/9/2015	270	20,049.40	
1048554	1600392	7/9/2015	270	18,843.53	
1048555	1600393	7/9/2015	270	15,140.00	
1048579	1600422	7/9/2015	270	12,869.31	
1048540	1600399	7/9/2015	270	10,300.00	
1048534	1600378	7/9/2015	270	9,321.69	
1048556	1600394	7/9/2015	270	8,705.36	
1048539	1600379	7/9/2015	270	7,346.27	
1048629	1600456	7/9/2015	270	7,295.48	
1048650	1600490	7/9/2015	270	6,362.47	
1048507	15271070905ifta cc	7/9/2015	270	6,344.46	
1048632	1600457	7/9/2015	270	6,279.94	
1048580	1600423	7/9/2015	270	6,152.92	
1048560	1600404	7/9/2015	270	4,700.75	
1048562	1600406	7/9/2015	270	2,855.00	

Run Date: 12/31/2015
 Run Time: 3:29:02PM

Demand Account Activity

Start Date: 7/1/2015 End Date: 12/31/2015

Page: 24
 User: 0

Jnl. Entry	Ref #	Trx. Date	Ledger	Debit Amount	Credit Amount
1048541	1600380	7/9/2015	270	2,707.08	
1048657	1600497	7/9/2015	270	2,330.00	
1048578	1600421	7/9/2015	270	2,229.35	
1048581	1600424	7/9/2015	270	1,872.00	
1048544	1600381	7/9/2015	270	1,828.75	
1048509	15270070906IRP C	7/9/2015	270	1,801.38	
1048528	1600395	7/9/2015	270	1,641.52	
1048546	1600382	7/9/2015	270	1,609.17	
1048533	1600396	7/9/2015	270	1,445.46	
1048582	1600425	7/9/2015	270	1,432.42	
1048656	1600496	7/9/2015	270	1,401.00	
1048655	1600495	7/9/2015	270	1,278.00	
1048588	1600430	7/9/2015	270	961.85	
1048586	1600428	7/9/2015	270	605.00	
1047468	1600365	7/9/2015	270	600.00	
1048563	1600407	7/9/2015	270	550.00	
1048669	1600512	7/9/2015	270	500.00	
1048548	1600383	7/9/2015	270	394.59	
1048561	1600405	7/9/2015	270	370.00	
1048654	1600494	7/9/2015	270	340.00	
1048537	1600384	7/9/2015	270	250.00	
1048635	1600458	7/9/2015	270	250.00	
1048612	1600459	7/9/2015	270	180.00	
1048583	1600426	7/9/2015	270	142.50	
1048585	1600427	7/9/2015	270	135.66	
1048653	1600493	7/9/2015	270	111.02	
1048613	1600460	7/9/2015	270	105.00	
1048652	1600492	7/9/2015	270	80.00	
1048675	1600513	7/9/2015	270	65.00	
1048649	1600489	7/9/2015	270	33.95	
1048676	1600514	7/9/2015	270	10.00	
1048536	1600397	7/9/2015	270	9.83	
1048651	1600491	7/9/2015	270	5.29	
1048584	8005980	7/9/2015	270		11,344.46
1047470	152700701	7/9/2015	270		584,000.00
1048524	152700708	7/9/2015	270		127,980,748.76
1048557	152700712	7/9/2015	270		83,000,000.00
1048684	152700711	7/9/2015	270		16,771,359.69
1049014	152700708	7/10/2015	270	206,512,084.23	
1049001	152700703	7/10/2015	270	76,775,000.00	
1049051	152700712	7/10/2015	270	67,476,449.01	
1049069	152700713	7/10/2015	270	29,000,000.00	
1049077	1600614	7/10/2015	270	16,231,870.72	
1048997	1600561	7/10/2015	270	9,903,480.22	
1049003	152700704	7/10/2015	270	9,000,000.00	
1049053	1600597	7/10/2015	270	4,947,533.81	
1049004	15270071005EFT A	7/10/2015	270	4,716,386.27	
1049074	1600619	7/10/2015	270	820,399.00	
1049060	1600604	7/10/2015	270	750,000.00	
1049082	1600620	7/10/2015	270	442,987.11	
1048699	1600528	7/10/2015	270	255,081.27	
1049045	1600592	7/10/2015	270	179,865.13	
1049076	1600613	7/10/2015	270	162,741.94	
1049088	1600621	7/10/2015	270	156,002.00	
1049061	1600605	7/10/2015	270	138,295.48	
1049000	1600565	7/10/2015	270	82,422.13	

Run Date: 12/31/2015
 Run Time: 3:29:02PM

Demand Account Activity

Start Date: 7/1/2015 End Date: 12/31/2015

Page: 25
 User: 0

Jnl. Entry	Ref #	Trx. Date	Ledger	Debit Amount	Credit Amount
1048998	1600562	7/10/2015	270	50,195.37	
1049075	1600612	7/10/2015	270	31,509.61	
1048700	1600529	7/10/2015	270	27,101.10	
1049073	1600611	7/10/2015	270	25,291.93	
1048990	1600554	7/10/2015	270	24,336.65	
1048992	1600556	7/10/2015	270	22,402.95	
1048991	1600555	7/10/2015	270	20,823.79	
1048993	1600557	7/10/2015	270	19,847.50	
1048994	1600558	7/10/2015	270	19,398.27	
1049047	1600593	7/10/2015	270	19,297.61	
1048698	1600527	7/10/2015	270	15,000.00	
1048983	1600547	7/10/2015	270	12,620.55	
1049005	15270071006AIRS (7/10/2015	270	12,547.73	
1049085	1600618	7/10/2015	270	7,392.80	
1049084	1600617	7/10/2015	270	7,239.99	
1049072	1600610	7/10/2015	270	6,278.95	
1049065	1600609	7/10/2015	270	5,915.09	
1049064	1600608	7/10/2015	270	5,863.47	
1049052	1600596	7/10/2015	270	5,504.05	
1049081	1600616	7/10/2015	270	4,701.90	
1049086	1600630	7/10/2015	270	3,708.04	
1049056	1600602	7/10/2015	270	3,495.00	
1048995	1600559	7/10/2015	270	3,340.56	
1049027	1600577	7/10/2015	270	3,273.50	
1049057	1600603	7/10/2015	270	3,266.00	
1049007	15270070907ABC L	7/10/2015	270	3,225.00	
1048922	1600538	7/10/2015	270	2,923.13	
1049063	1600607	7/10/2015	270	2,863.27	
1048989	1600553	7/10/2015	270	1,913.57	
1048707	1600536	7/10/2015	270	1,865.45	
1049029	1600579	7/10/2015	270	1,640.00	
1049025	1600575	7/10/2015	270	1,286.50	
1048978	1600542	7/10/2015	270	1,200.00	
1049050	1600595	7/10/2015	270	1,199.35	
1049062	1600606	7/10/2015	270	821.43	
1049049	1600594	7/10/2015	270	687.50	
1048977	1600541	7/10/2015	270	670.00	
1048706	1600535	7/10/2015	270	605.78	
1048984	1600548	7/10/2015	270	587.71	
1049092	1600631	7/10/2015	270	586.41	
1048996	1600560	7/10/2015	270	420.00	
1048701	1600530	7/10/2015	270	398.79	
1049006	15270071007IFTA C	7/10/2015	270	390.38	
1048705	1600534	7/10/2015	270	329.50	
1049030	1600580	7/10/2015	270	310.00	
1048702	1600531	7/10/2015	270	303.27	
1048703	1600532	7/10/2015	270	302.33	
1048704	1600533	7/10/2015	270	270.00	
1049028	1600578	7/10/2015	270	260.00	
1049026	1600576	7/10/2015	270	230.00	
1048696	1600526	7/10/2015	270	41.33	
1049048	1600601	7/10/2015	270	21.60	
1048975	1600539	7/10/2015	270	20.00	
1049071	1600615	7/10/2015	270	6.80	
1048976	1600540	7/10/2015	270	4.25	
1048980	152700701	7/10/2015	270		9,903,480.22

Run Date: 12/31/2015
 Run Time: 3:29:02PM

Demand Account Activity

Start Date: 7/1/2015 End Date: 12/31/2015

Page: 26
 User: 0

Jnl. Entry	Ref #	Trx. Date	Ledger	Debit Amount	Credit Amount
1048999	152700702	7/10/2015	270		75,625,000.00
1049023	8006000	7/10/2015	270		26,489.47
1049037	152700711	7/10/2015	270		343,034,013.00
1049392	152700708 AIRS TA	7/13/2015	270	22,957,190.78	
1049455	152700704	7/13/2015	270	17,213,375.00	
1049383	153000713	7/13/2015	270	8,000,000.00	
1049453	1600700	7/13/2015	270	6,371,682.35	
1049424	1600676	7/13/2015	270	451,686.68	
1049394	152700710 AIRS D€	7/13/2015	270	377,942.31	
1049497	1600743	7/13/2015	270	342,601.80	
1049425	1600677	7/13/2015	270	113,243.98	
1049405	1600657	7/13/2015	270	87,801.00	
1049398	1600651	7/13/2015	270	85,890.32	
1049400	1600652	7/13/2015	270	58,046.00	
1049459	1600704	7/13/2015	270	54,990.04	
1049404	1600656	7/13/2015	270	45,686.31	
1049397	152700713 AIRS D€	7/13/2015	270	38,250.00	
1049426	1600678	7/13/2015	270	26,068.08	
1049406	1600658	7/13/2015	270	25,984.87	
1049496	1600742	7/13/2015	270	24,319.24	
1049499	1600745	7/13/2015	270	22,243.42	
1049393	152700709 AIRS TA	7/13/2015	270	14,841.77	
1049446	1600696	7/13/2015	270	13,556.51	
1049489	1600699	7/13/2015	270	10,212.98	
1049407	1600659	7/13/2015	270	8,873.97	
1049460	1600705	7/13/2015	270	7,509.33	
1049511	1600756	7/13/2015	270	6,913.00	
1049423	1600675	7/13/2015	270	5,349.04	
1049498	1600744	7/13/2015	270	5,101.26	
1049402	1600654	7/13/2015	270	4,372.51	
1049427	1600679	7/13/2015	270	4,089.00	
1049408	1600660	7/13/2015	270	3,495.00	
1049409	1600661	7/13/2015	270	3,193.75	
1049512	1600755	7/13/2015	270	3,097.00	
1049403	1600655	7/13/2015	270	2,472.09	
1049413	1600665	7/13/2015	270	2,390.50	
1049412	1600664	7/13/2015	270	2,230.00	
1049401	1600653	7/13/2015	270	1,898.00	
1049428	1600680	7/13/2015	270	1,898.00	
1049429	1600681	7/13/2015	270	1,168.00	
1049115	1600646	7/13/2015	270	1,091.68	
1049491	1600737	7/13/2015	270	1,000.00	
1049396	152700712 AIRS D€	7/13/2015	270	952.50	
1049395	152700711 AIRS D€	7/13/2015	270	831.46	
1049457	1600701	7/13/2015	270	759.38	
1049100	1600697	7/13/2015	270	739.75	
1049116	1600647	7/13/2015	270	693.22	
1049430	1600682	7/13/2015	270	679.97	
1049411	1600663	7/13/2015	270	440.00	
1049431	1600683	7/13/2015	270	430.00	
1049495	1600741	7/13/2015	270	300.00	
1049414	1600666	7/13/2015	270	299.50	
1049452	1600698	7/13/2015	270	270.00	
1049410	1600662	7/13/2015	270	250.00	
1049432	1600684	7/13/2015	270	190.00	
1049494	1600740	7/13/2015	270	180.00	

Run Date: 12/31/2015
 Run Time: 3:29:02PM

Demand Account Activity

Page: 27
 User: 0

Start Date: 7/1/2015 End Date: 12/31/2015

Jnl. Entry	Ref #	Trx. Date	Ledger	Debit Amount	Credit Amount
1049433	1600685	7/13/2015	270	165.90	
1049493	1600739	7/13/2015	270	150.00	
1049415	1600667	7/13/2015	270	60.00	
1049456	1600702	7/13/2015	270	56.54	
1049492	1600738	7/13/2015	270	50.16	
1049458	1600703	7/13/2015	270	42.76	
1049434	1600686	7/13/2015	270	28.00	
1049435	1600687	7/13/2015	270	20.00	
1049436	1600688	7/13/2015	270	20.00	
1049437	1600689	7/13/2015	270	16.00	
1049438	1600690	7/13/2015	270	12.00	
1049439	1600691	7/13/2015	270	8.00	
1049440	1600692	7/13/2015	270	8.00	
1049416	1600668	7/13/2015	270	4.25	
1049445	1600695	7/13/2015	270	4.00	
1049119	DFA EFT REV 7/13/	7/13/2015	270		465.00
1049384	152700701	7/13/2015	270		1,417,000.00
1049399	152700714	7/13/2015	270		32,679,998.37
1049510	152700715	7/13/2015	270		22,000,000.00
1049550	152700708 AIRS TA	7/14/2015	270	23,797,757.70	
1049537	153000704	7/14/2015	270	8,000,000.00	
1049884	1600814	7/14/2015	270	7,251,936.60	
1049531	1600766	7/14/2015	270	271,721.00	
1049848	1600778	7/14/2015	270	128,841.57	
1049937	1600852	7/14/2015	270	123,130.66	
1049539	152700702	7/14/2015	270	113,275.38	
1049869	1600799	7/14/2015	270	55,695.59	
1049941	1600853	7/14/2015	270	29,420.00	
1049528	1600763	7/14/2015	270	25,169.72	
1049868	1600798	7/14/2015	270	24,830.55	
1049859	1600789	7/14/2015	270	19,906.19	
1049849	1600779	7/14/2015	270	16,697.08	
1049858	1600788	7/14/2015	270	11,889.49	
1049883	1600813	7/14/2015	270	10,909.81	
1049850	1600780	7/14/2015	270	9,320.00	
1049885	1600815	7/14/2015	270	5,780.74	
1049867	1600797	7/14/2015	270	4,092.72	
1049851	1600781	7/14/2015	270	3,093.75	
1049853	1600783	7/14/2015	270	2,840.00	
1049865	1600795	7/14/2015	270	2,400.00	
1049546	1600767	7/14/2015	270	2,387.50	
1049924	1600845	7/14/2015	270	2,129.50	
1049854	1600784	7/14/2015	270	1,690.00	
1049871	1600801	7/14/2015	270	1,677.25	
1049870	1600800	7/14/2015	270	1,295.00	
1049548	1600768	7/14/2015	270	1,068.51	
1049923	1600844	7/14/2015	270	640.40	
1049847	1600777	7/14/2015	270	566.38	
1049866	1600796	7/14/2015	270	500.00	
1049549	1600769	7/14/2015	270	420.00	
1049529	1600764	7/14/2015	270	350.00	
1049855	1600785	7/14/2015	270	320.00	
1049928	1600847	7/14/2015	270	276.25	
1049852	1600782	7/14/2015	270	250.00	
1049856	1600786	7/14/2015	270	189.75	
1049857	1600787	7/14/2015	270	110.00	

Run Date: 12/31/2015
 Run Time: 3:29:02PM

Demand Account Activity

Start Date: 7/1/2015 End Date: 12/31/2015

Page: 28
 User: 0

Jnl. Entry	Ref #	Trx. Date	Ledger	Debit Amount	Credit Amount
1049926	1600846	7/14/2015	270	102.00	
1049552	152700709 AIRS D€	7/14/2015	270	96.92	
1049886	1600816	7/14/2015	270	39.91	
1049934	1600851	7/14/2015	270	8.00	
1049538	152700701	7/14/2015	270		116,290.44
1049555	152700703	7/14/2015	270		32,449,949.10
1049907	152700704	7/14/2015	270		1,015,600.00
1049917	DFA EFT REV 7/14/	7/14/2015	270		444.98
1049939	1527007010	7/14/2015	270		7,000,000.00
1049960	152700706 AIRS TA	7/15/2015	270	39,909,044.04	
1050298	1600886	7/15/2015	270	13,234,986.90	
1049965	153000703	7/15/2015	270	12,000,000.00	
1050329	1600916	7/15/2015	270	2,754,141.45	
1050335	1600922	7/15/2015	270	1,531,952.27	
1049964	152700703	7/15/2015	270	1,000,000.00	
1050285	1600873	7/15/2015	270	720,838.31	
1050330	1600917	7/15/2015	270	622,577.74	
1050374	1600953	7/15/2015	270	524,738.14	
1050380	1600957	7/15/2015	270	492,000.00	
1049944	152700701	7/15/2015	270	429,875.00	
1050287	1600875	7/15/2015	270	164,225.49	
1050286	1600874	7/15/2015	270	79,433.00	
1050299	1600887	7/15/2015	270	75,642.32	
1050331	1600918	7/15/2015	270	72,554.37	
1050310	1600898	7/15/2015	270	56,263.46	
1050289	1600877	7/15/2015	270	31,628.35	
1050332	1600919	7/15/2015	270	24,980.80	
1050288	1600876	7/15/2015	270	22,171.69	
1050333	1600920	7/15/2015	270	21,956.39	
1049961	152700707 AIRS TA	7/15/2015	270	18,974.01	
1050334	1600921	7/15/2015	270	15,135.48	
1050266	1600878	7/15/2015	270	10,916.17	
1050328	1600915	7/15/2015	270	7,162.38	
1050378	1600956	7/15/2015	270	6,749.11	
1050283	1600871	7/15/2015	270	6,577.41	
1049962	152700708 AIRS D€	7/15/2015	270	6,065.92	
1050290	1600879	7/15/2015	270	5,171.67	
1050300	1600888	7/15/2015	270	3,796.73	
1049952	1600865	7/15/2015	270	3,023.96	
1049963	152700709 AIRS D€	7/15/2015	270	2,925.00	
1050376	1600954	7/15/2015	270	2,330.00	
1050377	1600955	7/15/2015	270	2,201.00	
1050292	1600880	7/15/2015	270	2,136.00	
1050323	1600910	7/15/2015	270	2,135.50	
1050321	1600908	7/15/2015	270	2,055.00	
1050336	1600923	7/15/2015	270	1,689.09	
1050271	1600866	7/15/2015	270	1,602.50	
1050295	1600883	7/15/2015	270	1,465.10	
1050296	1600884	7/15/2015	270	1,320.42	
1050309	1600897	7/15/2015	270	1,125.00	
1050308	1600896	7/15/2015	270	1,077.95	
1050325	1600912	7/15/2015	270	930.50	
1050293	1600881	7/15/2015	270	892.60	
1050294	1600882	7/15/2015	270	834.34	
1050322	1600909	7/15/2015	270	390.00	
1050359	1600940	7/15/2015	270	321.52	

Run Date: 12/31/2015
 Run Time: 3:29:02PM

Demand Account Activity

Start Date: 7/1/2015 End Date: 12/31/2015

Page: 29
 User: 0

Jnl. Entry	Ref #	Trx. Date	Ledger	Debit Amount	Credit Amount
1050327	1600914	7/15/2015	270	289.78	
1050297	1600885	7/15/2015	270	277.02	
1050326	1600913	7/15/2015	270	205.00	
1050324	1600911	7/15/2015	270	180.00	
1050301	1600889	7/15/2015	270	180.00	
1050337	1600924	7/15/2015	270	83.34	
1050361	1600941	7/15/2015	270	75.00	
1050338	1600925	7/15/2015	270	61.19	
1050339	1600926	7/15/2015	270	58.48	
1050284	1600872	7/15/2015	270	28.00	
1050282	1600870	7/15/2015	270	8.50	
1049949	DFA EFT REV 7/15/	7/15/2015	270		104,666.00
1050351	152700712	7/15/2015	270		35,521,742.35
1050270	152700704	7/15/2015	270		22,366,786.37
1050382	152700715	7/15/2015	270		2,000,000.00
1050381	Correct Journal Entr	7/15/2015	270		13,234,986.90
1050708	152700706 AIRS TA	7/16/2015	270	99,723,331.39	
1050816	1601049	7/16/2015	270	54,791,810.41	
1050741	152700711	7/16/2015	270	46,000,000.00	
1050396	153000703	7/16/2015	270	14,000,000.00	
1050734	1600984	7/16/2015	270	343,510.24	
1050727	1600980	7/16/2015	270	247,629.00	
1050817	1601050	7/16/2015	270	160,661.98	
1050735	1600985	7/16/2015	270	69,382.10	
1050803	1601046	7/16/2015	270	45,425.23	
1050854	1601094	7/16/2015	270	44,650.46	
1050818	1601051	7/16/2015	270	43,347.48	
1050804	1601062	7/16/2015	270	38,112.30	
1050812	1601070	7/16/2015	270	37,839.09	
1050856	1601095	7/16/2015	270	29,244.06	
1050731	1600982	7/16/2015	270	11,900.15	
1050743	1601038	7/16/2015	270	11,268.00	
1050805	1601063	7/16/2015	270	10,206.49	
1050792	1601036	7/16/2015	270	9,728.54	
1050736	1600986	7/16/2015	270	9,038.00	
1050865	1601101	7/16/2015	270	8,760.00	
1050709	152700707 AIRS TA	7/16/2015	270	6,538.78	
1050853	1601093	7/16/2015	270	6,474.40	
1050739	1600989	7/16/2015	270	5,594.00	
1050869	1601103	7/16/2015	270	4,933.31	
1050712	152700710 AIRS D€	7/16/2015	270	4,500.00	
1050857	1601096	7/16/2015	270	4,048.81	
1050858	1601097	7/16/2015	270	3,870.12	
1050851	1601091	7/16/2015	270	3,832.50	
1050867	1601102	7/16/2015	270	3,790.43	
1050793	1601037	7/16/2015	270	3,680.16	
1050716	1601047	7/16/2015	270	3,670.54	
1050737	1600987	7/16/2015	270	3,317.26	
1050796	1601040	7/16/2015	270	3,185.00	
1050852	1601092	7/16/2015	270	2,016.15	
1050733	1600983	7/16/2015	270	1,876.44	
1050710	152700708 AIRS D€	7/16/2015	270	1,825.65	
1050711	152700709 AIRS D€	7/16/2015	270	1,506.59	
1050811	1601069	7/16/2015	270	1,270.10	
1050810	1601068	7/16/2015	270	1,230.00	
1050795	1601039	7/16/2015	270	880.00	

Run Date: 12/31/2015
 Run Time: 3:29:02PM

Demand Account Activity

Page: 30
 User: 0

Start Date: 7/1/2015 End Date: 12/31/2015

Jnl. Entry	Ref #	Trx. Date	Ledger	Debit Amount	Credit Amount
1050844	1601086	7/16/2015	270	848.75	
1050799	1601042	7/16/2015	270	825.00	
1050845	1601087	7/16/2015	270	650.00	
1050848	1601089	7/16/2015	270	650.00	
1050797	1601041	7/16/2015	270	610.00	
1050738	1600988	7/16/2015	270	500.00	
1050800	1601043	7/16/2015	270	498.50	
1050860	1601098	7/16/2015	270	468.60	
1050806	1601064	7/16/2015	270	353.37	
1050847	1601088	7/16/2015	270	200.00	
1050849	1601090	7/16/2015	270	180.00	
1050802	1601045	7/16/2015	270	180.00	
1050807	1601065	7/16/2015	270	172.15	
1050801	1601044	7/16/2015	270	100.00	
1050808	1601066	7/16/2015	270	63.91	
1050782	1601048	7/16/2015	270	52.54	
1050730	1600981	7/16/2015	270	50.00	
1050843	1601085	7/16/2015	270	46.01	
1050842	1601084	7/16/2015	270	39.24	
1050809	1601067	7/16/2015	270	21.61	
1050384	DFA EFT REV 7/16/	7/16/2015	270		3,020.97
1050794	152700712	7/16/2015	270		18,866,725.97
1050397	152700701	7/16/2015	270		16,367,000.00
1050398	152700702	7/16/2015	270		343,510.24
1050718	152700703	7/16/2015	270		180,197,612.60
1051234	152700706 AIRS TA	7/17/2015	270	46,229,466.98	
1051247	152700703	7/17/2015	270	26,505,720.00	
1051129	153000704	7/17/2015	270	20,000,000.00	
1051272	1601145	7/17/2015	270	5,174,417.69	
1051325	1601194	7/17/2015	270	4,333,039.66	
1051323	1601192	7/17/2015	270	3,586,065.67	
1051295	152700719	7/17/2015	270	3,000,000.00	
1051266	1601138	7/17/2015	270	1,870,952.82	
1051290	1601202	7/17/2015	270	1,480,934.92	
1051241	1601117	7/17/2015	270	825,882.64	
1051302	1601171	7/17/2015	270	564,797.30	
1051265	1601137	7/17/2015	270	446,148.85	
1051264	1601136	7/17/2015	270	428,225.79	
1051263	1601135	7/17/2015	270	299,380.92	
1051286	1601156	7/17/2015	270	251,860.36	
1051336	1601203	7/17/2015	270	233,253.97	
1051356	1601222	7/17/2015	270	114,441.05	
1051271	1601144	7/17/2015	270	108,347.30	
1051327	1601195	7/17/2015	270	91,328.37	
1051293	1601196	7/17/2015	270	53,751.74	
1051303	1601172	7/17/2015	270	53,620.00	
1051262	1601134	7/17/2015	270	49,910.75	
1051334	1601201	7/17/2015	270	49,650.65	
1051349	1601214	7/17/2015	270	47,477.44	
1051261	1601133	7/17/2015	270	43,034.78	
1051301	1601170	7/17/2015	270	41,833.46	
1051260	1601132	7/17/2015	270	39,475.37	
1051340	1601207	7/17/2015	270	38,827.00	
1051259	1601131	7/17/2015	270	23,071.77	
1051236	152700707 AIRS TA	7/17/2015	270	18,265.34	
1051258	1601130	7/17/2015	270	17,836.63	

Run Date: 12/31/2015
 Run Time: 3:29:02PM

Demand Account Activity

Start Date: 7/1/2015 End Date: 12/31/2015

Page: 31
 User: 0

Jnl. Entry	Ref #	Trx. Date	Ledger	Debit Amount	Credit Amount
1051257	1601129	7/17/2015	270	16,671.31	
1051328	1601211	7/17/2015	270	15,155.05	
1051275	1601148	7/17/2015	270	12,196.00	
1051304	1601173	7/17/2015	270	11,700.38	
1051256	1601128	7/17/2015	270	11,257.37	
1051276	1601149	7/17/2015	270	8,298.83	
1051255	1601127	7/17/2015	270	7,761.07	
1051267	1601139	7/17/2015	270	7,205.00	
1051329	1601197	7/17/2015	270	7,163.60	
1051254	1601126	7/17/2015	270	6,965.77	
1051239	152700708 AIRS DE	7/17/2015	270	6,498.86	
1051274	1601147	7/17/2015	270	6,081.81	
1051237	1601116	7/17/2015	270	5,725.03	
1051253	1601125	7/17/2015	270	5,643.81	
1051252	1601124	7/17/2015	270	5,488.74	
1051251	1601123	7/17/2015	270	5,335.57	
1051291	1601163	7/17/2015	270	3,562.75	
1051240	152700709 AIRS DE	7/17/2015	270	2,734.88	
1051296	1601165	7/17/2015	270	2,625.00	
1051244	152700710 AIRS DE	7/17/2015	270	2,250.00	
1051250	1601122	7/17/2015	270	2,241.54	
1051331	1601198	7/17/2015	270	2,078.21	
1051273	1601146	7/17/2015	270	2,023.00	
1051333	1601200	7/17/2015	270	1,365.11	
1051249	1601121	7/17/2015	270	1,143.93	
1051287	1601157	7/17/2015	270	1,107.05	
1051285	1601155	7/17/2015	270	1,035.00	
1051298	1601167	7/17/2015	270	876.50	
1051324	1601193	7/17/2015	270	585.58	
1051297	1601166	7/17/2015	270	510.00	
1051245	1601119	7/17/2015	270	400.00	
1051300	1601169	7/17/2015	270	375.00	
1051294	1601164	7/17/2015	270	290.00	
1051332	1601199	7/17/2015	270	251.78	
1051248	1601120	7/17/2015	270	135.00	
1051299	1601168	7/17/2015	270	130.00	
1051243	1601118	7/17/2015	270	50.00	
1051238	DFA EFT REV 7/17/	7/17/2015	270		275,323.76
1051219	152700701	7/17/2015	270		1,398,000.00
1051220	152700702	7/17/2015	270		5,174,417.69
1051284	152700711	7/17/2015	270		109,390,899.82
1051695	152700706 AIRS TA	7/20/2015	270	23,424,092.05	
1051683	153000703	7/20/2015	270	12,000,000.00	
1051766	1601299	7/20/2015	270	2,325,776.92	
1051810	1601338	7/20/2015	270	1,200,000.00	
1051801	1601300	7/20/2015	270	492,228.60	
1051698	1601245	7/20/2015	270	466,618.41	
1051802	1601301	7/20/2015	270	182,438.71	
1051811	1601339	7/20/2015	270	168,258.29	
1051784	1601342	7/20/2015	270	161,477.66	
1051803	1601302	7/20/2015	270	140,107.52	
1051726	1601265	7/20/2015	270	131,421.50	
1051761	1601293	7/20/2015	270	112,938.67	
1051762	1601294	7/20/2015	270	50,903.39	
1051700	1601246	7/20/2015	270	37,809.20	
1051807	1601337	7/20/2015	270	17,648.91	

Run Date: 12/31/2015
 Run Time: 3:29:02PM

Demand Account Activity

Page: 32
 User: 0

Start Date: 7/1/2015 End Date: 12/31/2015

Jnl. Entry	Ref #	Trx. Date	Ledger	Debit Amount	Credit Amount
1051706	1601251	7/20/2015	270	15,845.97	
1051804	1601303	7/20/2015	270	15,746.85	
1051696	152700707 AIRS TA	7/20/2015	270	9,982.06	
1051816	1601346	7/20/2015	270	9,239.25	
1051702	152700709 AIRS DE	7/20/2015	270	9,014.32	
1051701	1601247	7/20/2015	270	7,944.96	
1051703	1601248	7/20/2015	270	7,438.00	
1051763	1601295	7/20/2015	270	4,818.69	
1051773	1601313	7/20/2015	270	4,481.00	
1051774	1601314	7/20/2015	270	4,157.00	
1051776	1601315	7/20/2015	270	3,534.00	
1051817	1601347	7/20/2015	270	3,495.00	
1051777	1601316	7/20/2015	270	3,450.00	
1051779	1601317	7/20/2015	270	2,979.00	
1051717	1601259	7/20/2015	270	2,624.75	
1051704	1601249	7/20/2015	270	2,470.90	
1051780	1601318	7/20/2015	270	2,294.40	
1051707	152700710 AIRS DE	7/20/2015	270	2,250.00	
1051705	1601250	7/20/2015	270	2,241.00	
1051764	1601296	7/20/2015	270	2,194.17	
1051722	1601261	7/20/2015	270	1,920.00	
1051795	1601297	7/20/2015	270	1,751.76	
1051819	1601348	7/20/2015	270	1,740.00	
1051782	1601319	7/20/2015	270	1,145.00	
1051785	1601320	7/20/2015	270	1,052.05	
1051381	1601240	7/20/2015	270	869.18	
1051759	1601291	7/20/2015	270	840.00	
1051699	152700708 AIRS DE	7/20/2015	270	820.79	
1051724	1601263	7/20/2015	270	781.75	
1051787	1601321	7/20/2015	270	575.00	
1051760	1601292	7/20/2015	270	571.00	
1051378	1601237	7/20/2015	270	530.00	
1051789	1601322	7/20/2015	270	527.82	
1051697	1601244	7/20/2015	270	500.00	
1051791	1601323	7/20/2015	270	478.20	
1051723	1601262	7/20/2015	270	360.00	
1051377	1601236	7/20/2015	270	348.07	
1051376	1601235	7/20/2015	270	334.60	
1051809	1601343	7/20/2015	270	260.00	
1051813	1601340	7/20/2015	270	250.00	
1051686	1601243	7/20/2015	270	211.20	
1051721	1601260	7/20/2015	270	210.00	
1051767	1601324	7/20/2015	270	161.02	
1051725	1601264	7/20/2015	270	110.00	
1051775	1601325	7/20/2015	270	105.00	
1051379	1601238	7/20/2015	270	100.00	
1051815	1601341	7/20/2015	270	83.42	
1051380	1601239	7/20/2015	270	80.00	
1051814	1601345	7/20/2015	270	75.00	
1051778	1601326	7/20/2015	270	75.00	
1051781	1601327	7/20/2015	270	65.43	
1051765	1601298	7/20/2015	270	62.01	
1051786	1601328	7/20/2015	270	43.30	
1051812	1601344	7/20/2015	270	40.00	
1051788	1601329	7/20/2015	270	28.00	
1051375	1601234	7/20/2015	270	27.91	

Run Date: 12/31/2015
 Run Time: 3:29:02PM

Demand Account Activity

Page: 33
 User: 0

Start Date: 7/1/2015 End Date: 12/31/2015

Jnl. Entry	Ref #	Trx. Date	Ledger	Debit Amount	Credit Amount
1051374	1601233	7/20/2015	270	24.37	
1051372	1601231	7/20/2015	270	23.62	
1051373	1601232	7/20/2015	270	20.08	
1051790	1601330	7/20/2015	270	16.00	
1051792	1601331	7/20/2015	270	12.00	
1051794	1601332	7/20/2015	270	8.00	
1051719	8006030	7/20/2015	270		131,889.19
1051687	152700701	7/20/2015	270		1,707,000.00
1051718	152700703	7/20/2015	270		19,993,300.00
1051736	152700704	7/20/2015	270		12,713,334.78
1051799	152700710	7/20/2015	270		7,000,000.00
1051835	152700703	7/21/2015	270	103,139,000.00	
1051846	152700708 AIRS TA	7/21/2015	270	88,471,258.31	
1051832	153000704	7/21/2015	270	23,000,000.00	
1051833	152700701	7/21/2015	270	4,083,947.90	
1051839	1601355	7/21/2015	270	2,000,000.00	
1052220	1601448	7/21/2015	270	1,700,000.00	
1052217	1601445	7/21/2015	270	1,539,827.68	
1052161	1601396	7/21/2015	270	1,348,870.33	
1051836	152700704	7/21/2015	270	1,000,000.00	
1051881	1601377	7/21/2015	270	958,926.31	
1052255	1601480	7/21/2015	270	870,506.66	
1052192	1601421	7/21/2015	270	527,032.46	
1052197	1601426	7/21/2015	270	480,200.88	
1051847	1601356	7/21/2015	270	200,768.58	
1052193	1601422	7/21/2015	270	178,704.55	
1052218	1601446	7/21/2015	270	173,810.38	
1052195	1601424	7/21/2015	270	133,978.23	
1052196	1601425	7/21/2015	270	124,150.00	
1051850	1601358	7/21/2015	270	114,002.93	
1052249	1601474	7/21/2015	270	65,065.36	
1052214	1601442	7/21/2015	270	60,901.94	
1051857	1601362	7/21/2015	270	60,318.66	
1052185	1601415	7/21/2015	270	51,959.60	
1052191	1601420	7/21/2015	270	47,273.19	
1052187	1601416	7/21/2015	270	42,530.40	
1052198	1601427	7/21/2015	270	34,783.58	
1051870	1601370	7/21/2015	270	29,505.83	
1051848	152700709 AIRS TA	7/21/2015	270	29,012.13	
1052170	1601405	7/21/2015	270	26,670.01	
1052179	1601409	7/21/2015	270	24,953.82	
1052250	1601475	7/21/2015	270	20,975.94	
1052215	1601443	7/21/2015	270	18,683.84	
1052216	1601444	7/21/2015	270	17,614.43	
1051871	1601371	7/21/2015	270	16,649.02	
1052189	1601418	7/21/2015	270	15,400.75	
1051886	1601382	7/21/2015	270	14,998.01	
1052219	1601447	7/21/2015	270	13,669.80	
1051885	1601381	7/21/2015	270	12,331.39	
1051849	1601357	7/21/2015	270	10,196.12	
1051852	1601359	7/21/2015	270	10,000.00	
1052188	1601417	7/21/2015	270	6,732.87	
1051889	1601385	7/21/2015	270	6,197.22	
1052212	1601440	7/21/2015	270	5,842.13	
1052183	1601413	7/21/2015	270	5,275.60	
1051854	1601360	7/21/2015	270	3,872.81	

Run Date: 12/31/2015
 Run Time: 3:29:02PM

Demand Account Activity

Start Date: 7/1/2015 End Date: 12/31/2015

Page: 34
 User: 0

Jnl. Entry	Ref #	Trx. Date	Ledger	Debit Amount	Credit Amount
1051883	1601379	7/21/2015	270	3,842.50	
1052184	1601414	7/21/2015	270	3,558.00	
1051888	1601384	7/21/2015	270	3,525.40	
1052213	1601441	7/21/2015	270	3,114.20	
1052254	1601479	7/21/2015	270	2,740.00	
1052190	1601419	7/21/2015	270	2,710.53	
1051851	152700710 AIRS D€	7/21/2015	270	2,507.69	
1052160	1601395	7/21/2015	270	2,144.80	
1051879	1601376	7/21/2015	270	1,840.00	
1052180	1601410	7/21/2015	270	1,762.50	
1052253	1601478	7/21/2015	270	1,548.60	
1051887	1601383	7/21/2015	270	1,332.40	
1051855	152700712 AIRS D€	7/21/2015	270	1,275.00	
1051853	152700711 AIRS D€	7/21/2015	270	1,239.67	
1052252	1601477	7/21/2015	270	1,165.00	
1052177	1601408	7/21/2015	270	1,060.00	
1051884	1601380	7/21/2015	270	1,010.00	
1052182	1601412	7/21/2015	270	670.00	
1051875	1601374	7/21/2015	270	624.25	
1051873	1601372	7/21/2015	270	360.00	
1051877	1601375	7/21/2015	270	350.00	
1052181	1601411	7/21/2015	270	320.00	
1051882	1601378	7/21/2015	270	300.00	
1052159	1601394	7/21/2015	270	200.00	
1052194	1601423	7/21/2015	270	139.20	
1052256	1601481	7/21/2015	270	135.80	
1051874	1601373	7/21/2015	270	120.00	
1052251	1601476	7/21/2015	270	90.00	
1052257	1601482	7/21/2015	270	55.42	
1051856	1601361	7/21/2015	270	2.40	
1051831	DFA EFT REV 7/21/	7/21/2015	270		11,084.60
1051834	152700702	7/21/2015	270		3,231,000.00
1051862	152700705	7/21/2015	270		188,157,014.04
1052175	152700713	7/21/2015	270		16,171,476.43
1052269	152700720	7/21/2015	270		23,000,000.00
1052631	152700708 AIRS TA	7/22/2015	270	71,901,665.98	
1052698	1601572	7/22/2015	270	22,972,764.67	
1052298	153000703	7/22/2015	270	12,000,000.00	
1052299	153000704	7/22/2015	270	6,000,000.00	
1052618	1601509	7/22/2015	270	3,026,900.39	
1052699	1601573	7/22/2015	270	1,351,935.14	
1052702	1601575	7/22/2015	270	994,803.06	
1052639	1601526	7/22/2015	270	966,047.56	
1052701	1601574	7/22/2015	270	689,966.33	
1052640	1601527	7/22/2015	270	539,603.33	
1052625	1601516	7/22/2015	270	482,316.71	
1052737	1601606	7/22/2015	270	280,000.00	
1052627	1601517	7/22/2015	270	236,461.82	
1052735	1601604	7/22/2015	270	151,464.57	
1052621	1601512	7/22/2015	270	109,900.00	
1052671	1601552	7/22/2015	270	86,900.00	
1052738	1601599	7/22/2015	270	85,242.84	
1052731	1601600	7/22/2015	270	82,226.37	
1052736	1601605	7/22/2015	270	79,735.48	
1052641	1601528	7/22/2015	270	69,683.89	
1052694	1601570	7/22/2015	270	66,679.30	

Run Date: 12/31/2015
Run Time: 3:29:02PM

Demand Account Activity

Start Date: 7/1/2015 End Date: 12/31/2015

Page: 35
User: 0

Jnl. Entry	Ref #	Trx. Date	Ledger	Debit Amount	Credit Amount
1052629	1601518	7/22/2015	270	48,544.57	
1052644	1601530	7/22/2015	270	44,553.60	
1052630	1601519	7/22/2015	270	38,630.25	
1052732	1601601	7/22/2015	270	38,004.25	
1052278	1601494	7/22/2015	270	33,453.00	
1052633	152700709 AIRS DE	7/22/2015	270	29,400.00	
1052632	1601520	7/22/2015	270	26,722.44	
1052696	1601571	7/22/2015	270	23,733.45	
1052733	1601602	7/22/2015	270	20,547.97	
1052710	1601582	7/22/2015	270	11,946.20	
1052760	1601628	7/22/2015	270	11,581.00	
1052634	1601521	7/22/2015	270	11,273.80	
1052617	1601508	7/22/2015	270	10,109.29	
1052635	1601522	7/22/2015	270	9,824.22	
1052636	1601523	7/22/2015	270	7,018.73	
1052650	1601534	7/22/2015	270	6,544.29	
1052637	1601524	7/22/2015	270	4,917.71	
1052754	1601625	7/22/2015	270	4,834.00	
1052287	1601499	7/22/2015	270	4,332.00	
1052730	1601598	7/22/2015	270	4,109.50	
1052638	1601525	7/22/2015	270	3,996.94	
1052670	1601551	7/22/2015	270	3,655.84	
1052622	1601513	7/22/2015	270	3,622.06	
1052676	1601557	7/22/2015	270	2,964.00	
1052648	1601533	7/22/2015	270	2,929.98	
1052646	1601532	7/22/2015	270	2,813.28	
1052624	1601515	7/22/2015	270	2,806.40	
1052616	1601507	7/22/2015	270	2,706.64	
1052303	1601506	7/22/2015	270	1,708.77	
1052674	1601555	7/22/2015	270	1,660.00	
1052729	1601597	7/22/2015	270	1,490.68	
1052726	1601594	7/22/2015	270	1,397.10	
1052755	1601626	7/22/2015	270	999.60	
1052689	1601567	7/22/2015	270	850.00	
1052727	1601595	7/22/2015	270	792.50	
1052672	1601553	7/22/2015	270	730.50	
1052645	1601531	7/22/2015	270	675.00	
1052728	1601596	7/22/2015	270	533.50	
1052620	1601511	7/22/2015	270	493.52	
1052709	1601581	7/22/2015	270	410.00	
1052653	1601536	7/22/2015	270	325.00	
1052675	1601556	7/22/2015	270	320.00	
1052734	1601603	7/22/2015	270	290.12	
1052652	1601535	7/22/2015	270	290.00	
1052296	1601504	7/22/2015	270	279.31	
1052686	1601565	7/22/2015	270	250.00	
1052692	1601568	7/22/2015	270	250.00	
1052677	1601558	7/22/2015	270	240.00	
1052688	1601566	7/22/2015	270	200.00	
1052770	1601631	7/22/2015	270	170.00	
1052623	1601514	7/22/2015	270	145.00	
1052691	1601569	7/22/2015	270	141.46	
1052673	1601554	7/22/2015	270	135.00	
1052771	1601632	7/22/2015	270	119.00	
1052619	1601510	7/22/2015	270	77.09	
1052762	1601629	7/22/2015	270	70.00	

Run Date: 12/31/2015
 Run Time: 3:29:02PM

Demand Account Activity

Start Date: 7/1/2015 End Date: 12/31/2015

Page: 36
 User: 0

Jnl. Entry	Ref #	Trx. Date	Ledger	Debit Amount	Credit Amount
1052751	1601623	7/22/2015	270	47.50	
1052766	1601630	7/22/2015	270	47.50	
1052708	1601580	7/22/2015	270	40.00	
1052753	1601624	7/22/2015	270	12.00	
1052750	1601622	7/22/2015	270	8.00	
1052757	1601627	7/22/2015	270	4.25	
1052300	152700701	7/22/2015	270		7,692,000.00
1052301	152700702	7/22/2015	270		3,026,900.39
1052642	152700710	7/22/2015	270		79,614,832.49
1052643	DFA EFT REV 7/22/	7/22/2015	270		4,766.72
1052777	152700714	7/22/2015	270		7,000,000.00
1052651	152700713	7/22/2015	270		25,360,723.40
1054074	1601704	7/23/2015	270	68,669,426.77	
1053848	152700704 AIRS TA	7/23/2015	270	21,622,253.21	
1053081	153000703	7/23/2015	270	17,000,000.00	
1054020	152700701	7/23/2015	270	15,368,955.33	
1054075	1601705	7/23/2015	270	2,447,245.88	
1054115	152700710	7/23/2015	270	1,000,000.00	
1052811	152700711	7/23/2015	270	1,000,000.00	
1053852	1601650	7/23/2015	270	860,875.24	
1054033	1601663	7/23/2015	270	254,913.57	
1054037	1601667	7/23/2015	270	210,000.00	
1054029	1601659	7/23/2015	270	167,437.45	
1054058	1601688	7/23/2015	270	160,512.00	
1054076	1601706	7/23/2015	270	136,032.89	
1054038	1601668	7/23/2015	270	131,433.57	
1054077	1601707	7/23/2015	270	112,198.40	
1054032	1601662	7/23/2015	270	70,577.20	
1054072	1601702	7/23/2015	270	63,873.91	
1054031	1601661	7/23/2015	270	53,396.03	
1054027	1601657	7/23/2015	270	44,098.78	
1054073	1601703	7/23/2015	270	36,907.94	
1054060	1601690	7/23/2015	270	35,377.15	
1054061	1601691	7/23/2015	270	34,522.19	
1054078	1601708	7/23/2015	270	33,363.35	
1053849	152700705 AIRS TA	7/23/2015	270	32,094.21	
1054015	152700706 AIRS DE	7/23/2015	270	19,318.54	
1054028	1601658	7/23/2015	270	14,566.72	
1054048	1601678	7/23/2015	270	12,076.25	
1054024	1601654	7/23/2015	270	11,644.48	
1054025	1601655	7/23/2015	270	9,766.53	
1054016	152700707 AIRS DE	7/23/2015	270	7,698.20	
1054070	1601700	7/23/2015	270	6,273.32	
1054050	1601680	7/23/2015	270	5,230.00	
1054071	1601701	7/23/2015	270	5,144.75	
1054026	1601656	7/23/2015	270	4,150.10	
1054022	1601652	7/23/2015	270	4,139.48	
1054023	1601653	7/23/2015	270	3,992.09	
1054069	1601699	7/23/2015	270	3,604.00	
1054039	1601669	7/23/2015	270	2,900.00	
1054017	152700708 AIRS DE	7/23/2015	270	2,535.00	
1054062	1601692	7/23/2015	270	2,007.50	
1054034	1601664	7/23/2015	270	1,852.79	
1054021	1601651	7/23/2015	270	1,414.55	
1054051	1601681	7/23/2015	270	1,010.00	
1054049	1601679	7/23/2015	270	950.00	

Run Date: 12/31/2015
 Run Time: 3:29:02PM

Demand Account Activity

Page: 37
 User: 0

Start Date: 7/1/2015 End Date: 12/31/2015

Jnl. Entry	Ref #	Trx. Date	Ledger	Debit Amount	Credit Amount
1054067	1601697	7/23/2015	270	852.50	
1052814	1601643	7/23/2015	270	825.00	
1054068	1601698	7/23/2015	270	806.58	
1054057	1601687	7/23/2015	270	709.65	
1054046	1601676	7/23/2015	270	658.75	
1054109	1601733	7/23/2015	270	525.00	
1054059	1601689	7/23/2015	270	505.00	
1054066	1601696	7/23/2015	270	229.74	
1054030	1601660	7/23/2015	270	129.57	
1054097	1601732	7/23/2015	270	75.00	
1054047	1601677	7/23/2015	270	60.00	
1054063	1601693	7/23/2015	270	8.00	
1054064	1601694	7/23/2015	270	8.00	
1054065	1601695	7/23/2015	270	8.00	
1052819	DFA EFT REV7/23/	7/23/2015	270		56,799.60
1054104	152700709	7/23/2015	270		129,372,607.71
1054435	152700709	7/24/2015	270	211,201,143.33	
1054140	153000703	7/24/2015	270	21,000,000.00	
1054149	152700704 AIRS TA	7/24/2015	270	4,493,401.70	
1054458	1601795	7/24/2015	270	4,061,393.33	
1054498	152700711	7/24/2015	270	4,000,000.00	
1054473	1601809	7/24/2015	270	1,000,000.00	
1054466	1601803	7/24/2015	270	706,032.02	
1054515	1601843	7/24/2015	270	660,000.00	
1054160	1601761	7/24/2015	270	500,000.00	
1054456	1601793	7/24/2015	270	246,214.77	
1054516	1601844	7/24/2015	270	239,842.21	
1054514	1601842	7/24/2015	270	211,103.06	
1054474	1601810	7/24/2015	270	152,492.34	
1054475	1601811	7/24/2015	270	127,146.60	
1054469	1601805	7/24/2015	270	115,134.60	
1054132	1601750	7/24/2015	270	77,977.75	
1054426	1601768	7/24/2015	270	71,400.00	
1054543	1601865	7/24/2015	270	70,500.00	
1054457	1601794	7/24/2015	270	56,417.42	
1054425	1601767	7/24/2015	270	51,706.75	
1054151	152700705 AIRS TA	7/24/2015	270	36,046.79	
1054534	1601863	7/24/2015	270	35,366.68	
1054463	1601800	7/24/2015	270	33,789.00	
1054467	1601804	7/24/2015	270	30,818.18	
1054447	1601785	7/24/2015	270	28,534.00	
1054159	1601760	7/24/2015	270	21,600.00	
1054129	1601747	7/24/2015	270	20,089.06	
1054459	1601796	7/24/2015	270	18,541.85	
1054158	1601758	7/24/2015	270	13,072.09	
1054542	1601864	7/24/2015	270	11,123.65	
1054130	1601748	7/24/2015	270	9,817.54	
1054504	1601834	7/24/2015	270	9,185.25	
1054131	1601749	7/24/2015	270	8,116.63	
1054470	1601806	7/24/2015	270	7,140.00	
1054431	1601773	7/24/2015	270	6,966.00	
1054162	1601762	7/24/2015	270	6,510.12	
1054524	1601853	7/24/2015	270	5,071.58	
1054471	1601807	7/24/2015	270	4,401.67	
1054465	1601802	7/24/2015	270	4,191.60	
1054154	152700707 AIRS DE	7/24/2015	270	2,955.68	

Run Date: 12/31/2015
 Run Time: 3:29:02PM

Demand Account Activity

Start Date: 7/1/2015 End Date: 12/31/2015

Page: 38
 User: 0

Jnl. Entry	Ref #	Trx. Date	Ledger	Debit Amount	Credit Amount
1054429	1601771	7/24/2015	270	2,800.00	
1054164	1601765	7/24/2015	270	2,404.00	
1054446	1601784	7/24/2015	270	2,374.60	
1054460	1601797	7/24/2015	270	2,290.96	
1054518	1601847	7/24/2015	270	1,822.88	
1054156	1601759	7/24/2015	270	1,632.10	
1054153	152700706 AIRS D€	7/24/2015	270	1,392.64	
1054133	1601751	7/24/2015	270	1,385.63	
1054455	1601792	7/24/2015	270	1,086.80	
1054472	1601808	7/24/2015	270	1,057.52	
1054505	1601835	7/24/2015	270	997.53	
1054454	1601791	7/24/2015	270	905.00	
1054525	1601854	7/24/2015	270	706.16	
1054155	152700708 AIRS D€	7/24/2015	270	675.00	
1054464	1601801	7/24/2015	270	640.71	
1054432	1601774	7/24/2015	270	560.00	
1054427	1601769	7/24/2015	270	554.50	
1054430	1601772	7/24/2015	270	530.00	
1054461	1601798	7/24/2015	270	361.68	
1054424	1601766	7/24/2015	270	327.00	
1054163	1601763	7/24/2015	270	150.00	
1054428	1601770	7/24/2015	270	140.00	
1054462	1601799	7/24/2015	270	114.50	
1054503	1601833	7/24/2015	270	90.00	
1054500	1601832	7/24/2015	270	43.16	
1054157	1601757	7/24/2015	270	11.50	
1054118	DA EFT REV 7/24/1	7/24/2015	270		539.57
1054141	152700701	7/24/2015	270		73,835,000.00
1054438	152700710	7/24/2015	270		175,589,072.62
1054859	152700704 AIR TAX	7/27/2015	270	28,800,536.24	
1054781	153000703	7/27/2015	270	19,000,000.00	
1054909	1601930	7/27/2015	270	6,526,118.94	
1054856	1601890	7/27/2015	270	4,508,060.00	
1054910	1601931	7/27/2015	270	1,885,840.81	
1054860	1601892	7/27/2015	270	1,752,772.71	
1054958	152700712	7/27/2015	270	1,000,000.00	
1054862	1601894	7/27/2015	270	929,288.77	
1054857	1601891	7/27/2015	270	832,027.92	
1054928	1601946	7/27/2015	270	439,116.36	
1054929	1601947	7/27/2015	270	395,979.73	
1054930	1601948	7/27/2015	270	169,906.75	
1054933	1601954	7/27/2015	270	143,329.77	
1054915	1601934	7/27/2015	270	116,963.40	
1054783	152700702	7/27/2015	270	90,455.19	
1054562	1601882	7/27/2015	270	62,299.40	
1054854	1601888	7/27/2015	270	35,067.52	
1054864	152700705 AIRS TA	7/27/2015	270	34,710.23	
1054932	1601953	7/27/2015	270	26,142.43	
1054855	1601889	7/27/2015	270	25,523.87	
1054908	1601929	7/27/2015	270	9,007.81	
1054916	1601935	7/27/2015	270	7,975.00	
1054927	1601945	7/27/2015	270	7,185.50	
1054907	1601928	7/27/2015	270	7,014.69	
1054936	1601957	7/27/2015	270	6,749.11	
1054565	1601886	7/27/2015	270	6,736.08	
1054865	152700706 AIRS D€	7/27/2015	270	6,515.13	

Run Date: 12/31/2015
 Run Time: 3:29:02PM

Demand Account Activity

Start Date: 7/1/2015 End Date: 12/31/2015

Page: 39
 User: 0

Jnl. Entry	Ref #	Trx. Date	Ledger	Debit Amount	Credit Amount
1054924	1601942	7/27/2015	270	3,660.00	
1054879	1601907	7/27/2015	270	3,223.50	
1054934	1601955	7/27/2015	270	3,204.50	
1054925	1601943	7/27/2015	270	3,067.88	
1054926	1601944	7/27/2015	270	2,805.58	
1054921	1601940	7/27/2015	270	2,620.93	
1054922	1601941	7/27/2015	270	2,560.80	
1054853	1601887	7/27/2015	270	2,266.00	
1054861	1601893	7/27/2015	270	2,178.11	
1054918	1601937	7/27/2015	270	2,130.00	
1054877	1601905	7/27/2015	270	1,785.00	
1054931	1601949	7/27/2015	270	1,672.06	
1054561	1601881	7/27/2015	270	1,470.00	
1054917	1601936	7/27/2015	270	1,427.45	
1054872	1601903	7/27/2015	270	833.75	
1054913	1601932	7/27/2015	270	717.20	
1054550	1601871	7/27/2015	270	520.84	
1054881	1601909	7/27/2015	270	450.00	
1054564	1601884	7/27/2015	270	400.00	
1054878	1601906	7/27/2015	270	330.00	
1054880	1601908	7/27/2015	270	260.00	
1054883	1601911	7/27/2015	270	250.00	
1054920	1601939	7/27/2015	270	237.31	
1054914	1601933	7/27/2015	270	218.67	
1054876	1601904	7/27/2015	270	120.00	
1054937	1601958	7/27/2015	270	114.34	
1054882	1601910	7/27/2015	270	90.00	
1054551	1601872	7/27/2015	270	59.66	
1054563	1601883	7/27/2015	270	50.00	
1054866	152700707 AIRS DE	7/27/2015	270	44.97	
1054919	1601938	7/27/2015	270	28.66	
1054863	1601896	7/27/2015	270	15.86	
1054887	8006065	7/27/2015	270		818,182.22
1054782	152700701	7/27/2015	270		8,802,000.00
1054784	152700703	7/27/2015	270		250.00
1054886	152700708	7/27/2015	270		33,283,300.12
1054891	152700711	7/27/2015	270		23,926,134.59
1055299	152700704 AIRS TA	7/28/2015	270	37,178,957.83	
1055253	153000703	7/28/2015	270	6,000,000.00	
1055281	152700702	7/28/2015	270	2,000,000.00	
1055343	1602041	7/28/2015	270	1,323,908.49	
1055346	1602044	7/28/2015	270	1,013,682.07	
1055402	1602087	7/28/2015	270	1,000,000.00	
1055275	1601989	7/28/2015	270	583,851.27	
1055264	1601982	7/28/2015	270	445,237.04	
1055342	1602040	7/28/2015	270	330,712.47	
1055276	1601990	7/28/2015	270	274,769.16	
1055310	1602008	7/28/2015	270	264,195.88	
1055278	1601991	7/28/2015	270	247,272.61	
1055335	1602033	7/28/2015	270	148,197.21	
1055368	1602072	7/28/2015	270	89,000.00	
1055268	1601983	7/28/2015	270	62,656.25	
1055405	1602088	7/28/2015	270	51,050.00	
1055344	1602042	7/28/2015	270	46,566.42	
1055279	1601992	7/28/2015	270	33,032.29	
1055271	1601985	7/28/2015	270	32,008.52	

Run Date: 12/31/2015
 Run Time: 3:29:02PM

Demand Account Activity

Start Date: 7/1/2015 End Date: 12/31/2015

Page: 40
 User: 0

Jnl. Entry	Ref #	Trx. Date	Ledger	Debit Amount	Credit Amount
1055300	152700705 AIRS TA	7/28/2015	270	27,053.01	
1055270	1601984	7/28/2015	270	26,202.59	
1055334	1602032	7/28/2015	270	24,581.64	
1055258	1601973	7/28/2015	270	23,643.41	
1054965	1601981	7/28/2015	270	18,290.18	
1055345	1602043	7/28/2015	270	18,042.59	
1055272	1601986	7/28/2015	270	16,441.46	
1055265	1601979	7/28/2015	270	15,000.00	
1055263	1601978	7/28/2015	270	10,000.00	
1055347	1602045	7/28/2015	270	6,894.22	
1055273	1601987	7/28/2015	270	6,750.69	
1055255	1601971	7/28/2015	270	5,737.00	
1055341	1602039	7/28/2015	270	4,886.38	
1055313	1602011	7/28/2015	270	4,750.66	
1055323	1602021	7/28/2015	270	4,580.50	
1055266	1601980	7/28/2015	270	3,876.37	
1055301	152700706 AIRS DE	7/28/2015	270	3,210.34	
1055325	1602023	7/28/2015	270	2,474.56	
1055259	1601974	7/28/2015	270	2,323.50	
1055260	1601975	7/28/2015	270	2,136.00	
1055274	1601988	7/28/2015	270	2,083.50	
1055322	1602020	7/28/2015	270	1,825.00	
1055309	1602007	7/28/2015	270	1,775.00	
1055331	1602029	7/28/2015	270	1,600.00	
1055261	1601976	7/28/2015	270	1,548.32	
1055332	1602030	7/28/2015	270	1,512.33	
1055262	1601977	7/28/2015	270	1,366.29	
1055333	1602031	7/28/2015	270	1,298.33	
1055319	1602017	7/28/2015	270	933.25	
1055308	1602006	7/28/2015	270	872.40	
1055318	1602016	7/28/2015	270	730.00	
1055392	1602083	7/28/2015	270	666.40	
1055311	1602009	7/28/2015	270	530.32	
1055329	1602027	7/28/2015	270	450.00	
1055324	1602022	7/28/2015	270	380.00	
1055321	1602019	7/28/2015	270	350.00	
1055330	1602028	7/28/2015	270	220.00	
1055314	1602012	7/28/2015	270	177.50	
1055257	1601972	7/28/2015	270	126.00	
1055320	1602018	7/28/2015	270	120.00	
1055312	1602010	7/28/2015	270	118.04	
1055315	1602013	7/28/2015	270	95.00	
1055328	1602026	7/28/2015	270	72.25	
1055316	1602014	7/28/2015	270	60.00	
1055327	1602025	7/28/2015	270	47.50	
1055326	1602024	7/28/2015	270	19.84	
1055390	1602082	7/28/2015	270	18.00	
1055317	1602015	7/28/2015	270	17.00	
1055394	1602084	7/28/2015	270	8.00	
1055389	1602081	7/28/2015	270	4.00	
1054967	8006067	7/28/2015	270		109,279.77
1055277	152700701	7/28/2015	270		3,433,000.00
1055283	152700707	7/28/2015	270		31,997,333.33
1055302	152700708	7/28/2015	270		14,920,045.68
1055404	152700712	7/28/2015	270		1,000,000.00
1055431	152700707 AIRS TA	7/29/2015	270	19,556,730.10	

Run Date: 12/31/2015
 Run Time: 3:29:02PM

Demand Account Activity

Start Date: 7/1/2015 End Date: 12/31/2015

Page: 41
 User: 0

Jnl. Entry	Ref #	Trx. Date	Ledger	Debit Amount	Credit Amount
1055419	153000704	7/29/2015	270	11,000,000.00	
1055821	152800701	7/29/2015	270	4,000,000.00	
1055706	1602105	7/29/2015	270	3,059,220.84	
1055421	152700702	7/29/2015	270	1,000,000.00	
1055786	152700713	7/29/2015	270	1,000,000.00	
1055784	1602170	7/29/2015	270	988,758.28	
1055789	1602171	7/29/2015	270	732,025.40	
1055376	1602089	7/29/2015	270	378,832.54	
1055826	1602203	7/29/2015	270	348,021.00	
1055827	1602204	7/29/2015	270	219,804.00	
1055759	1602150	7/29/2015	270	196,079.00	
1055720	1602118	7/29/2015	270	167,315.01	
1055825	1602202	7/29/2015	270	90,925.83	
1055742	1602134	7/29/2015	270	89,157.61	
1055812	1602197	7/29/2015	270	85,962.50	
1055708	1602107	7/29/2015	270	77,243.20	
1055808	1602193	7/29/2015	270	75,000.00	
1055760	1602151	7/29/2015	270	35,668.63	
1055700	152700709 AIRS DE	7/29/2015	270	30,518.19	
1055705	1602104	7/29/2015	270	28,518.23	
1055638	152700708 AIRS TA	7/29/2015	270	22,740.67	
1055740	1602132	7/29/2015	270	17,032.87	
1055709	1602108	7/29/2015	270	12,014.69	
1055758	1602149	7/29/2015	270	9,192.22	
1055741	1602133	7/29/2015	270	8,504.45	
1055751	1602142	7/29/2015	270	8,082.83	
1055739	1602131	7/29/2015	270	4,721.25	
1055750	1602141	7/29/2015	270	4,589.83	
1055701	152700710 AIRS DE	7/29/2015	270	4,498.18	
1055409	1602094	7/29/2015	270	4,165.00	
1055811	1602196	7/29/2015	270	3,993.42	
1055813	1602198	7/29/2015	270	2,936.99	
1055790	1602172	7/29/2015	270	2,802.64	
1055783	1602169	7/29/2015	270	2,503.33	
1055748	1602139	7/29/2015	270	2,205.00	
1055746	1602137	7/29/2015	270	2,155.75	
1055736	1602129	7/29/2015	270	1,803.45	
1055823	1602201	7/29/2015	270	1,754.73	
1055738	1602130	7/29/2015	270	1,350.00	
1055702	152700711 AIRS DE	7/29/2015	270	750.00	
1055707	1602106	7/29/2015	270	738.19	
1055704	1602103	7/29/2015	270	595.00	
1055744	1602135	7/29/2015	270	574.50	
1055719	1602117	7/29/2015	270	450.00	
1055749	1602140	7/29/2015	270	420.00	
1055406	1602091	7/29/2015	270	270.00	
1055806	1602191	7/29/2015	270	225.00	
1055716	1602114	7/29/2015	270	200.00	
1055718	1602116	7/29/2015	270	195.00	
1055717	1602115	7/29/2015	270	180.00	
1055747	1602138	7/29/2015	270	170.00	
1055781	1602168	7/29/2015	270	105.04	
1055714	1602112	7/29/2015	270	105.00	
1055387	1602090	7/29/2015	270	103.30	
1055715	1602113	7/29/2015	270	100.00	
1055745	1602136	7/29/2015	270	95.00	

Run Date: 12/31/2015
 Run Time: 3:29:02PM

Demand Account Activity

Start Date: 7/1/2015 End Date: 12/31/2015

Page: 42
 User: 0

Jnl. Entry	Ref #	Trx. Date	Ledger	Debit Amount	Credit Amount
1055807	1602192	7/29/2015	270	75.00	
1055411	DFA EFT REV 7/29/	7/29/2015	270		123,020.44
1055420	152700701	7/29/2015	270		2,424,000.00
1055422	152700703	7/29/2015	270		3,059,220.84
1055713	152700704	7/29/2015	270		12,933,074.86
1055737	152700712	7/29/2015	270		24,541,830.16
1055951	1602293	7/30/2015	270	47,082,683.98	
1056003	152700715	7/30/2015	270	13,000,000.00	
1055847	153000703	7/30/2015	270	9,000,000.00	
1055856	152700707 AIRS TA	7/30/2015	270	4,365,067.76	
1055890	1602238	7/30/2015	270	712,708.74	
1055889	1602237	7/30/2015	270	629,820.00	
1055888	1602236	7/30/2015	270	591,460.33	
1055921	1602268	7/30/2015	270	460,173.00	
1055887	1602235	7/30/2015	270	361,217.50	
1055957	1602294	7/30/2015	270	329,267.99	
1055892	1602240	7/30/2015	270	268,829.00	
1055891	1602239	7/30/2015	270	187,515.00	
1055925	1602272	7/30/2015	270	175,631.34	
1055865	1602218	7/30/2015	270	146,100.88	
1055920	1602267	7/30/2015	270	143,380.30	
1055922	1602269	7/30/2015	270	72,469.58	
1055931	1602278	7/30/2015	270	66,711.91	
1055959	1602295	7/30/2015	270	58,190.79	
1055960	1602296	7/30/2015	270	58,050.16	
1055878	1602230	7/30/2015	270	56,166.50	
1055942	1602229	7/30/2015	270	49,000.00	
1055947	1602290	7/30/2015	270	42,015.60	
1055900	1602249	7/30/2015	270	38,730.72	
1055984	1602327	7/30/2015	270	36,150.00	
1055843	1602214	7/30/2015	270	33,282.61	
1055862	1602215	7/30/2015	270	30,731.59	
1055949	1602291	7/30/2015	270	28,423.63	
1055985	1602328	7/30/2015	270	20,180.00	
1055864	1602217	7/30/2015	270	18,226.50	
1055857	152700708 AIRS TA	7/30/2015	270	15,006.20	
1055858	152700709 AIRS DE	7/30/2015	270	14,089.53	
1055898	1602245	7/30/2015	270	12,625.00	
1055866	1602219	7/30/2015	270	9,693.26	
1055945	1602289	7/30/2015	270	7,093.00	
1055895	1602243	7/30/2015	270	4,670.00	
1055927	1602274	7/30/2015	270	2,484.00	
1055963	1602298	7/30/2015	270	2,158.88	
1055863	1602216	7/30/2015	270	1,979.79	
1055941	1602287	7/30/2015	270	1,863.30	
1055926	1602273	7/30/2015	270	1,855.50	
1055903	1602288	7/30/2015	270	1,633.46	
1055924	1602271	7/30/2015	270	1,365.00	
1055859	152700710 AIRS DE	7/30/2015	270	1,189.78	
1055923	1602270	7/30/2015	270	1,107.20	
1055899	1602246	7/30/2015	270	1,000.00	
1055961	1602297	7/30/2015	270	977.30	
1055897	1602244	7/30/2015	270	880.00	
1055893	1602241	7/30/2015	270	705.00	
1055936	1602283	7/30/2015	270	642.42	
1055872	1602227	7/30/2015	270	600.00	

Run Date: 12/31/2015
 Run Time: 3:29:02PM

Demand Account Activity

Start Date: 7/1/2015 End Date: 12/31/2015

Page: 43
 User: 0

Jnl. Entry	Ref #	Trx. Date	Ledger	Debit Amount	Credit Amount
1055875	1602228	7/30/2015	270	600.00	
1055874	1602225	7/30/2015	270	400.00	
1055933	1602280	7/30/2015	270	365.00	
1055871	1602226	7/30/2015	270	265.00	
1055870	1602223	7/30/2015	270	250.00	
1055937	1602284	7/30/2015	270	210.00	
1055938	1602285	7/30/2015	270	176.17	
1055930	1602277	7/30/2015	270	167.50	
1055939	1602286	7/30/2015	270	161.18	
1055929	1602276	7/30/2015	270	146.00	
1055860	152700711 AIRS DE	7/30/2015	270	135.00	
1055934	1602281	7/30/2015	270	100.00	
1055996	1602339	7/30/2015	270	94.00	
1055894	1602242	7/30/2015	270	90.00	
1055928	1602275	7/30/2015	270	66.00	
1055873	1602224	7/30/2015	270	60.00	
1055932	1602279	7/30/2015	270	20.00	
1055935	1602282	7/30/2015	270	20.00	
1055950	1602292	7/30/2015	270	8.24	
1055845	DFA EFT REV 7/30/	7/30/2015	270		49,108.91
1055848	152700701	7/30/2015	270		250.00
1055861	152700702	7/30/2015	270		50,835,011.46
1055886	152700705	7/30/2015	270		27,051,757.09
1056644	152700709	7/31/2015	270	64,000,000.00	
1056698	152700713	7/31/2015	270	22,000,000.00	
1056601	153000701	7/31/2015	270	10,000,000.00	
1056651	1602433	7/31/2015	270	5,926,335.73	
1056605	15270073104EFT A	7/31/2015	270	1,749,215.43	
1056589	1602384	7/31/2015	270	1,581,878.88	
1056652	1602434	7/31/2015	270	1,512,539.12	
1056656	1602438	7/31/2015	270	548,719.84	
1056591	1602385	7/31/2015	270	500,100.00	
1056617	1602405	7/31/2015	270	248,006.24	
1056594	1602386	7/31/2015	270	239,000.00	
1056574	1602380	7/31/2015	270	154,523.49	
1056657	1602439	7/31/2015	270	131,920.93	
1056604	152700703	7/31/2015	270	101,080.14	
1056658	1602440	7/31/2015	270	100,361.88	
1056597	1602387	7/31/2015	270	75,000.00	
1056625	1602410	7/31/2015	270	72,131.76	
1056654	1602436	7/31/2015	270	55,322.42	
1056581	1602383	7/31/2015	270	50,724.07	
1056583	1602382	7/31/2015	270	37,582.03	
1056659	1602441	7/31/2015	270	33,975.27	
1056607	15270073106IFTA C	7/31/2015	270	31,108.11	
1056571	1602377	7/31/2015	270	30,438.32	
1056616	1602404	7/31/2015	270	29,089.00	
1056606	15270073105AIRS (7/31/2015	270	27,075.45	
1056034	1602356	7/31/2015	270	23,015.81	
1056619	1602406	7/31/2015	270	22,214.58	
1056566	1602375	7/31/2015	270	17,782.03	
1056575	1602381	7/31/2015	270	16,994.72	
1056572	1602378	7/31/2015	270	12,572.60	
1056676	1602456	7/31/2015	270	9,706.00	
1056638	1602422	7/31/2015	270	7,230.01	
1056683	1602462	7/31/2015	270	6,540.00	

Run Date: 12/31/2015
 Run Time: 3:29:02PM

Demand Account Activity

Start Date: 7/1/2015 End Date: 12/31/2015

Page: 44
 User: 0

Jnl. Entry	Ref #	Trx. Date	Ledger	Debit Amount	Credit Amount
1056624	1602409	7/31/2015	270	5,505.00	
1056655	1602437	7/31/2015	270	5,354.10	
1056640	1602424	7/31/2015	270	5,076.00	
1056558	1602370	7/31/2015	270	4,990.00	
1056667	1602443	7/31/2015	270	3,920.27	
1056573	1602379	7/31/2015	270	3,836.26	
1056639	1602423	7/31/2015	270	3,331.69	
1056556	1602368	7/31/2015	270	3,140.00	
1056623	1602408	7/31/2015	270	1,636.34	
1056664	1602442	7/31/2015	270	1,241.07	
1056615	1602403	7/31/2015	270	1,003.50	
1056612	1602402	7/31/2015	270	990.00	
1056554	1602366	7/31/2015	270	838.50	
1056557	1602369	7/31/2015	270	580.00	
1056563	1602374	7/31/2015	270	575.00	
1056682	1602461	7/31/2015	270	542.00	
1056584	1602395	7/31/2015	270	497.09	
1056028	1602350	7/31/2015	270	400.00	
1056030	1602352	7/31/2015	270	400.00	
1056559	1602371	7/31/2015	270	400.00	
1056029	1602351	7/31/2015	270	350.00	
1056035	1602357	7/31/2015	270	350.00	
1056564	1602391	7/31/2015	270	350.00	
1056570	1602392	7/31/2015	270	235.00	
1056679	1602459	7/31/2015	270	127.50	
1056555	1602367	7/31/2015	270	120.00	
1056677	1602457	7/31/2015	270	100.00	
1056569	1602376	7/31/2015	270	83.95	
1056562	1602373	7/31/2015	270	50.00	
1056653	1602435	7/31/2015	270	42.09	
1056680	1602460	7/31/2015	270	23.00	
1056678	1602458	7/31/2015	270	12.75	
1056561	1602372	7/31/2015	270	4.00	
1056622	1602407	7/31/2015	270	1.00	
1056608	15270073107IRPCC	7/31/2015	270	1.00	
1056603	153000702	7/31/2015	270		837,577.23
1056669	152700711	7/31/2015	270		107,824,421.24
1056697	152700712	7/31/2015	270		1,000,000.00
1056844	152700803	8/3/2015	270	12,014,762.50	
1056749	152700801	8/3/2015	270	7,000,000.00	
1056751	153000803	8/3/2015	270	4,000,000.00	
1057184	1602570	8/3/2015	270	2,737,000.00	
1057126	1602522	8/3/2015	270	1,460,655.05	
1057186	1602571	8/3/2015	270	884,828.41	
1057149	1602547	8/3/2015	270	476,944.72	
1057148	1602546	8/3/2015	270	163,965.51	
1056758	1602490	8/3/2015	270	154,055.75	
1057147	1602545	8/3/2015	270	134,839.00	
1057146	1602544	8/3/2015	270	95,212.00	
1057101	1602496	8/3/2015	270	63,115.21	
1057145	1602543	8/3/2015	270	42,707.16	
1056759	1602489	8/3/2015	270	35,460.13	
1057180	1602577	8/3/2015	270	32,222.48	
1057178	1602575	8/3/2015	270	17,052.31	
1057153	1602551	8/3/2015	270	16,033.60	
1057175	1602574	8/3/2015	270	13,124.28	

Run Date: 12/31/2015
 Run Time: 3:29:02PM

Demand Account Activity

Start Date: 7/1/2015 End Date: 12/31/2015

Page: 45
 User: 0

Jnl. Entry	Ref #	Trx. Date	Ledger	Debit Amount	Credit Amount
1057125	1602521	8/3/2015	270	11,099.21	
1057159	1602557	8/3/2015	270	9,595.04	
1057120	1602523	8/3/2015	270	9,046.19	
1057152	1602550	8/3/2015	270	5,395.50	
1057179	1602576	8/3/2015	270	5,178.08	
1057132	1602528	8/3/2015	270	5,040.84	
1057187	1602572	8/3/2015	270	3,597.50	
1057151	1602549	8/3/2015	270	3,493.42	
1057150	1602548	8/3/2015	270	2,997.50	
1056744	1602491	8/3/2015	270	2,181.81	
1057127	1602524	8/3/2015	270	1,566.70	
1057102	1602497	8/3/2015	270	1,427.09	
1057181	1602578	8/3/2015	270	1,342.50	
1057129	1602525	8/3/2015	270	1,192.32	
1057188	1602573	8/3/2015	270	1,165.00	
1057144	1602542	8/3/2015	270	1,079.51	
1056753	1602492	8/3/2015	270	841.26	
1057157	1602555	8/3/2015	270	728.08	
1057183	1602579	8/3/2015	270	723.20	
1056729	1602471	8/3/2015	270	690.00	
1056748	1602486	8/3/2015	270	410.00	
1057131	1602527	8/3/2015	270	316.02	
1057174	1602568	8/3/2015	270	291.00	
1057143	1602541	8/3/2015	270	247.08	
1057158	1602556	8/3/2015	270	100.00	
1056730	1602472	8/3/2015	270	87.74	
1056728	1602470	8/3/2015	270	72.00	
1056754	1602487	8/3/2015	270	70.00	
1057156	1602554	8/3/2015	270	55.00	
1057182	1602569	8/3/2015	270	48.47	
1057155	1602553	8/3/2015	270	34.00	
1057130	1602526	8/3/2015	270	23.84	
1056757	1602488	8/3/2015	270	16.00	
1057154	1602552	8/3/2015	270	8.00	
1057113	152700806	8/3/2015	270		26,067,468.58
1056750	152700802	8/3/2015	270		767,000.00
1057191	152700810	8/3/2015	270		3,000,000.00
1057192	153000803	8/4/2015	270	13,000,000.00	
1057596	152700810	8/4/2015	270	9,000,000.00	
1057199	152700807 AIRS TA	8/4/2015	270	7,430,469.89	
1057194	152700802	8/4/2015	270	6,000,000.00	
1057502	152700803	8/4/2015	270	4,077,928.61	
1057492	1602612	8/4/2015	270	1,603,050.71	
1057571	1602659	8/4/2015	270	1,149,450.80	
1057573	1602661	8/4/2015	270	561,551.53	
1057581	1602664	8/4/2015	270	470,255.70	
1057484	1602604	8/4/2015	270	402,780.00	
1057588	1602702	8/4/2015	270	360,000.00	
1057576	1602662	8/4/2015	270	132,378.54	
1057557	1602647	8/4/2015	270	76,800.00	
1057496	1602616	8/4/2015	270	57,260.27	
1057578	1602663	8/4/2015	270	49,770.33	
1057575	1602668	8/4/2015	270	45,377.60	
1057389	1602594	8/4/2015	270	44,191.80	
1057200	152700808 AIRS TA	8/4/2015	270	41,220.37	
1057485	1602605	8/4/2015	270	40,889.59	

Run Date: 12/31/2015
 Run Time: 3:29:02PM

Demand Account Activity

Start Date: 7/1/2015 End Date: 12/31/2015

Page: 46
 User: 0

Jnl. Entry	Ref #	Trx. Date	Ledger	Debit Amount	Credit Amount
1057567	1602655	8/4/2015	270	38,021.06	
1057568	1602656	8/4/2015	270	36,989.38	
1057390	1602595	8/4/2015	270	36,649.69	
1057395	1602600	8/4/2015	270	33,751.65	
1057583	1602665	8/4/2015	270	33,190.96	
1057585	1602666	8/4/2015	270	31,000.70	
1057487	1602608	8/4/2015	270	27,574.00	
1057594	1602646	8/4/2015	270	27,147.14	
1057386	1602591	8/4/2015	270	26,632.80	
1057491	1602611	8/4/2015	270	26,345.85	
1057561	1602648	8/4/2015	270	22,367.96	
1057201	152700809 AIRS DE	8/4/2015	270	16,995.65	
1057385	1602590	8/4/2015	270	14,972.65	
1057489	1602609	8/4/2015	270	12,845.00	
1057388	1602593	8/4/2015	270	11,450.00	
1057540	1602680	8/4/2015	270	9,130.81	
1057560	1602597	8/4/2015	270	8,925.00	
1057392	1602598	8/4/2015	270	8,625.00	
1057525	1602669	8/4/2015	270	7,850.00	
1057529	1602673	8/4/2015	270	7,537.44	
1057211	1602587	8/4/2015	270	5,075.00	
1057490	1602610	8/4/2015	270	4,743.85	
1057513	1602627	8/4/2015	270	4,450.75	
1057486	1602606	8/4/2015	270	4,438.36	
1057495	1602615	8/4/2015	270	3,784.64	
1057202	152700810 AIRS DE	8/4/2015	270	3,059.87	
1057387	1602592	8/4/2015	270	3,057.75	
1057507	1602621	8/4/2015	270	2,934.25	
1057213	1602589	8/4/2015	270	2,825.00	
1057569	1602657	8/4/2015	270	2,752.25	
1057506	1602620	8/4/2015	270	2,535.00	
1057391	1602596	8/4/2015	270	2,227.25	
1057394	1602599	8/4/2015	270	2,151.75	
1057526	1602670	8/4/2015	270	2,114.00	
1057511	1602625	8/4/2015	270	1,810.00	
1057563	1602650	8/4/2015	270	1,535.00	
1057528	1602672	8/4/2015	270	1,140.00	
1057210	1602586	8/4/2015	270	1,094.75	
1057562	1602649	8/4/2015	270	1,048.00	
1057542	1602660	8/4/2015	270	957.30	
1057539	1602679	8/4/2015	270	847.00	
1057488	1602607	8/4/2015	270	840.00	
1057212	1602588	8/4/2015	270	792.75	
1057482	1602603	8/4/2015	270	723.40	
1057509	1602623	8/4/2015	270	624.25	
1057477	1602651	8/4/2015	270	567.23	
1057564	1602652	8/4/2015	270	563.89	
1057579	1602696	8/4/2015	270	549.18	
1057505	1602619	8/4/2015	270	480.00	
1057586	1602667	8/4/2015	270	465.00	
1057570	1602658	8/4/2015	270	448.53	
1057589	1602703	8/4/2015	270	419.20	
1057515	1602628	8/4/2015	270	370.00	
1057497	1602617	8/4/2015	270	359.75	
1057512	1602626	8/4/2015	270	350.00	
1057508	1602622	8/4/2015	270	230.00	

Run Date: 12/31/2015
 Run Time: 3:29:02PM

Demand Account Activity

Start Date: 7/1/2015 End Date: 12/31/2015

Page: 47
 User: 0

Jnl. Entry	Ref #	Trx. Date	Ledger	Debit Amount	Credit Amount
1057494	1602614	8/4/2015	270	145.15	
1057510	1602624	8/4/2015	270	100.00	
1057498	1602618	8/4/2015	270	70.00	
1057527	1602671	8/4/2015	270	60.00	
1057590	1602704	8/4/2015	270	22.00	
1057591	1602705	8/4/2015	270	14.00	
1057565	1602653	8/4/2015	270	8.15	
1057566	1602654	8/4/2015	270	4.44	
1057193	152700801	8/4/2015	270		15,000,000.00
1057499	DFA EFT REV 8/4/1	8/4/2015	270		18,448.34
1057503	152700804	8/4/2015	270		21,221,237.80
1057599	152700811	8/4/2015	270		8,000,000.00
1058045	152700807 AIRS TA	8/5/2015	270	12,219,433.08	
1058032	153000804	8/5/2015	270	9,000,000.00	
1058175	152700815	8/5/2015	270	4,000,000.00	
1058121	1602762	8/5/2015	270	2,809,956.10	
1058067	1602734	8/5/2015	270	1,249,096.44	
1058117	1602761	8/5/2015	270	1,033,190.11	
1058083	1602746	8/5/2015	270	317,535.73	
1058082	1602745	8/5/2015	270	233,038.46	
1058142	1602777	8/5/2015	270	182,404.00	
1058070	1602737	8/5/2015	270	156,095.70	
1058168	1602824	8/5/2015	270	142,282.57	
1058079	1602743	8/5/2015	270	126,841.47	
1058047	152700809 AIRS DE	8/5/2015	270	103,885.21	
1058122	1602799	8/5/2015	270	85,440.78	
1058071	1602738	8/5/2015	270	78,826.00	
1058171	1602825	8/5/2015	270	46,237.68	
1058173	1602826	8/5/2015	270	42,260.35	
1058123	1602800	8/5/2015	270	35,707.60	
1057604	1602712	8/5/2015	270	33,535.90	
1058078	1602742	8/5/2015	270	32,700.00	
1058164	1602818	8/5/2015	270	31,340.75	
1058072	1602739	8/5/2015	270	25,923.00	
1058069	1602736	8/5/2015	270	16,513.87	
1058077	1602741	8/5/2015	270	14,409.29	
1058163	1602821	8/5/2015	270	14,330.96	
1058068	1602735	8/5/2015	270	14,228.10	
1058057	1602721	8/5/2015	270	13,320.35	
1058046	152700808 AIRS TA	8/5/2015	270	9,836.73	
1058151	1602765	8/5/2015	270	9,695.00	
1058143	1602778	8/5/2015	270	9,523.73	
1058055	1602719	8/5/2015	270	8,835.00	
1058049	1602713	8/5/2015	270	8,535.20	
1058152	1602766	8/5/2015	270	7,600.00	
1058054	1602718	8/5/2015	270	7,221.00	
1058126	1602803	8/5/2015	270	6,934.11	
1058153	1602767	8/5/2015	270	6,500.00	
1058162	1602817	8/5/2015	270	6,346.16	
1058125	1602802	8/5/2015	270	4,833.00	
1058076	1602740	8/5/2015	270	4,582.08	
1058135	1602770	8/5/2015	270	4,571.00	
1058165	1602819	8/5/2015	270	4,511.25	
1058124	1602801	8/5/2015	270	3,458.00	
1058052	1602716	8/5/2015	270	2,125.00	
1058167	1602822	8/5/2015	270	2,040.01	

Run Date: 12/31/2015
 Run Time: 3:29:02PM

Demand Account Activity

Start Date: 7/1/2015 End Date: 12/31/2015

Page: 48
 User: 0

Jnl. Entry	Ref #	Trx. Date	Ledger	Debit Amount	Credit Amount
1058056	1602720	8/5/2015	270	1,854.68	
1058128	1602805	8/5/2015	270	1,833.98	
1058127	1602804	8/5/2015	270	1,573.60	
1058133	1602768	8/5/2015	270	1,525.00	
1058118	1602796	8/5/2015	270	892.04	
1058116	1602795	8/5/2015	270	767.85	
1058115	1602794	8/5/2015	270	656.80	
1058141	1602776	8/5/2015	270	650.00	
1058137	1602772	8/5/2015	270	609.00	
1058140	1602775	8/5/2015	270	550.00	
1058081	1602744	8/5/2015	270	491.00	
1058136	1602771	8/5/2015	270	360.00	
1058050	1602714	8/5/2015	270	330.00	
1058134	1602769	8/5/2015	270	290.00	
1058120	1602798	8/5/2015	270	281.94	
1058131	1602808	8/5/2015	270	200.00	
1058139	1602774	8/5/2015	270	200.00	
1058150	1602764	8/5/2015	270	157.33	
1058138	1602773	8/5/2015	270	140.00	
1058149	1602763	8/5/2015	270	126.29	
1058130	1602807	8/5/2015	270	122.31	
1058058	1602722	8/5/2015	270	90.00	
1057602	1602717	8/5/2015	270	50.00	
1058166	1602820	8/5/2015	270	40.00	
1058129	1602806	8/5/2015	270	16.00	
1058119	1602797	8/5/2015	270	15.25	
1058132	1602809	8/5/2015	270	13.00	
1058051	1602715	8/5/2015	270	8.00	
1058086	DFA EFT REV 8/5/1	8/5/2015	270		1,041.00
1058089	152700804	8/5/2015	270		6,797,813.42
1058093	152700810	8/5/2015	270		25,458,085.07
1058033	152700801	8/5/2015	270		40.00
1058034	152700802	8/5/2015	270		317,535.73
1059312	1602911	8/6/2015	270	46,302,360.18	
1059222	153000803	8/6/2015	270	8,000,000.00	
1059321	1602926	8/6/2015	270	6,138,127.45	
1059254	152700807 AIRS TA	8/6/2015	270	5,820,169.64	
1059359	152700805	8/6/2015	270	1,000,000.00	
1059309	1602910	8/6/2015	270	797,694.02	
1059238	1602856	8/6/2015	270	649,451.06	
1059249	1602843	8/6/2015	270	500,000.00	
1059349	1602939	8/6/2015	270	193,000.00	
1059252	1602844	8/6/2015	270	166,057.47	
1059329	1602913	8/6/2015	270	121,982.36	
1059246	1602842	8/6/2015	270	109,100.46	
1059275	1602874	8/6/2015	270	92,712.62	
1059265	1602849	8/6/2015	270	70,706.69	
1059351	1602940	8/6/2015	270	53,858.81	
1059240	1602857	8/6/2015	270	47,778.13	
1059274	1602873	8/6/2015	270	42,746.81	
1059262	152700809 AIRS DE	8/6/2015	270	41,594.72	
1059263	1602848	8/6/2015	270	40,693.78	
1059352	1602941	8/6/2015	270	39,781.18	
1059306	1602909	8/6/2015	270	37,184.59	
1059314	1602901	8/6/2015	270	36,643.97	
1059297	1602906	8/6/2015	270	27,935.61	

Run Date: 12/31/2015
 Run Time: 3:29:02PM

Demand Account Activity

Page: 49
 User: 0

Start Date: 7/1/2015 End Date: 12/31/2015

Jnl. Entry	Ref #	Trx. Date	Ledger	Debit Amount	Credit Amount
1059260	152700808 AIRS TA	8/6/2015	270	25,626.31	
1059261	1602847	8/6/2015	270	19,469.31	
1059270	1602872	8/6/2015	270	18,317.09	
1059259	1602846	8/6/2015	270	17,507.72	
1059279	1602883	8/6/2015	270	12,734.50	
1059278	1602876	8/6/2015	270	9,325.95	
1059282	1602878	8/6/2015	270	8,913.00	
1059315	1602902	8/6/2015	270	8,485.80	
1059308	1602897	8/6/2015	270	7,636.77	
1059328	1602912	8/6/2015	270	6,859.15	
1059258	1602845	8/6/2015	270	5,741.29	
1059330	1602914	8/6/2015	270	5,144.72	
1058185	1602836	8/6/2015	270	5,078.12	
1059290	1602904	8/6/2015	270	4,990.73	
1059304	1602894	8/6/2015	270	4,891.49	
1059283	1602879	8/6/2015	270	4,235.00	
1059311	1602899	8/6/2015	270	4,177.21	
1059322	1602927	8/6/2015	270	3,659.25	
1059305	1602895	8/6/2015	270	3,649.54	
1059220	1602850	8/6/2015	270	2,414.00	
1059276	1602875	8/6/2015	270	2,126.29	
1059310	1602898	8/6/2015	270	1,843.69	
1059307	1602896	8/6/2015	270	1,800.63	
1059266	1602867	8/6/2015	270	1,647.54	
1059264	152700810 AIRS DE	8/6/2015	270	1,561.67	
1059300	1602907	8/6/2015	270	1,450.00	
1059230	1602851	8/6/2015	270	1,391.18	
1059323	1602928	8/6/2015	270	1,325.25	
1059286	1602882	8/6/2015	270	1,200.00	
1059231	1602839	8/6/2015	270	1,091.55	
1059287	1602884	8/6/2015	270	1,020.00	
1059301	1602908	8/6/2015	270	864.45	
1059284	1602880	8/6/2015	270	820.00	
1059232	1602852	8/6/2015	270	736.31	
1059353	1602942	8/6/2015	270	628.06	
1059235	1602854	8/6/2015	270	493.52	
1059236	1602840	8/6/2015	270	460.00	
1059281	1602877	8/6/2015	270	450.00	
1059227	1602838	8/6/2015	270	430.00	
1059226	1602837	8/6/2015	270	420.00	
1059237	1602855	8/6/2015	270	420.00	
1059242	1602841	8/6/2015	270	334.74	
1059285	1602881	8/6/2015	270	165.00	
1059313	1602900	8/6/2015	270	121.25	
1059316	1602903	8/6/2015	270	100.00	
1059267	152700811 AIRS DE	8/6/2015	270	60.00	
1059324	1602929	8/6/2015	270	57.00	
1059326	1602931	8/6/2015	270	47.50	
1059233	1602853	8/6/2015	270	24.64	
1059292	1602905	8/6/2015	270	24.00	
1059325	1602930	8/6/2015	270	4.25	
1059223	DFA EFT REV 8/6/1	8/6/2015	270		15,393.25
1059347	152700804	8/6/2015	270		13,918,079.22
1059271	152700801	8/6/2015	270		57,099,127.17
1059640	152700801	8/7/2015	270	133,629,689.68	
1059657	152700804	8/7/2015	270	7,000,000.00	

Run Date: 12/31/2015
 Run Time: 3:29:02PM

Demand Account Activity

Start Date: 7/1/2015 End Date: 12/31/2015

Page: 50
 User: 0

Jnl. Entry	Ref #	Trx. Date	Ledger	Debit Amount	Credit Amount
1059658	15270080705EFT A	8/7/2015	270	4,773,811.79	
1059662	1603009	8/7/2015	270	1,688,734.98	
1059750	1603077	8/7/2015	270	1,528,000.00	
1059625	1602976	8/7/2015	270	520,671.73	
1059663	1603010	8/7/2015	270	451,998.40	
1059753	1603080	8/7/2015	270	447,209.37	
1059709	1603035	8/7/2015	270	217,545.76	
1059694	1603025	8/7/2015	270	215,676.00	
1059751	1603078	8/7/2015	270	191,647.19	
1059623	1602975	8/7/2015	270	125,025.90	
1059713	1603071	8/7/2015	270	84,500.00	
1059626	1602977	8/7/2015	270	68,122.33	
1059693	1603024	8/7/2015	270	60,248.99	
1059628	1602979	8/7/2015	270	41,926.09	
1059664	15270080706AIRS (8/7/2015	270	32,495.65	
1059675	15270080707IFTA C	8/7/2015	270	31,577.92	
1059676	1603015	8/7/2015	270	31,045.57	
1059700	1603028	8/7/2015	270	30,198.10	
1059627	1602978	8/7/2015	270	15,884.57	
1059680	1603018	8/7/2015	270	11,760.01	
1059631	1602982	8/7/2015	270	11,080.00	
1059633	1602984	8/7/2015	270	10,580.00	
1059669	1603012	8/7/2015	270	7,688.21	
1059719	1603073	8/7/2015	270	6,972.72	
1059702	1603030	8/7/2015	270	5,848.25	
1059679	1603017	8/7/2015	270	5,749.00	
1059677	1603016	8/7/2015	270	5,443.00	
1059629	1602980	8/7/2015	270	4,743.86	
1059699	1603067	8/7/2015	270	3,989.00	
1059708	1603069	8/7/2015	270	3,897.75	
1059711	1603036	8/7/2015	270	2,965.88	
1059704	1603031	8/7/2015	270	2,900.00	
1059632	1602983	8/7/2015	270	2,511.00	
1059716	1603072	8/7/2015	270	2,107.55	
1059681	15270080708IRPCC	8/7/2015	270	2,007.74	
1059771	1603098	8/7/2015	270	1,677.41	
1059710	1603070	8/7/2015	270	1,506.08	
1059698	1603027	8/7/2015	270	1,284.40	
1059707	1603034	8/7/2015	270	938.25	
1059696	1603026	8/7/2015	270	677.50	
1059705	1603032	8/7/2015	270	550.00	
1059671	1603013	8/7/2015	270	504.06	
1059701	1603029	8/7/2015	270	470.00	
1059636	1602987	8/7/2015	270	350.00	
1059630	1602981	8/7/2015	270	265.00	
1059673	1603014	8/7/2015	270	199.50	
1059683	1603019	8/7/2015	270	175.00	
1059703	1603068	8/7/2015	270	133.67	
1059706	1603033	8/7/2015	270	110.00	
1059634	1602985	8/7/2015	270	90.00	
1059685	1603021	8/7/2015	270	56.00	
1059621	1602974	8/7/2015	270	46.75	
1059666	1603011	8/7/2015	270	34.70	
1059635	1602986	8/7/2015	270	29.30	
1059684	1603020	8/7/2015	270	20.00	
1059691	1603023	8/7/2015	270	20.00	

Run Date: 12/31/2015
 Run Time: 3:29:02PM

Demand Account Activity

Page: 51
 User: 0

Start Date: 7/1/2015 End Date: 12/31/2015

Jnl. Entry	Ref #	Trx. Date	Ledger	Debit Amount	Credit Amount
1059754	1603081	8/7/2015	270	16.00	
1059688	1603022	8/7/2015	270	12.00	
1059752	1603079	8/7/2015	270	10.00	
1059638	1602989	8/7/2015	270	8.72	
1059619	8006112	8/7/2015	270		3,680.65
1059687	152700809	8/7/2015	270		684,000.00
1059692	152700811	8/7/2015	270		149,201,417.53
1059775	152700813	8/7/2015	270		1,000,000.00
1059785	152700802	8/10/2015	270	75,625,000.00	
1060105	152700804	8/10/2015	270	39,887,802.60	
1059783	153000803	8/10/2015	270	12,000,000.00	
1060080	152700807 AIRS TA	8/10/2015	270	6,652,231.31	
1060157	152700812	8/10/2015	270	2,000,000.00	
1060110	1603126	8/10/2015	270	1,849,519.73	
1060137	1603139	8/10/2015	270	490,236.47	
1060140	1603140	8/10/2015	270	174,318.00	
1060135	1603138	8/10/2015	270	151,259.47	
1060134	1603137	8/10/2015	270	102,211.84	
1060005	1603107	8/10/2015	270	89,754.14	
1060158	1603175	8/10/2015	270	59,231.66	
1060107	1603125	8/10/2015	270	47,803.80	
1060006	1603121	8/10/2015	270	44,691.24	
1059793	1603105	8/10/2015	270	41,924.51	
1060115	1603127	8/10/2015	270	20,860.03	
1060082	152700808 AIRS TA	8/10/2015	270	17,859.99	
1060148	1603163	8/10/2015	270	12,845.88	
1060106	1603124	8/10/2015	270	12,669.40	
1060118	1603143	8/10/2015	270	10,811.60	
1060120	1603128	8/10/2015	270	8,460.06	
1060104	1603123	8/10/2015	270	4,521.85	
1060150	1603131	8/10/2015	270	3,692.50	
1059795	1603106	8/10/2015	270	3,407.00	
1060083	152700809 AIRS DE	8/10/2015	270	2,838.98	
1060084	152700810 AIRS DE	8/10/2015	270	2,833.82	
1060127	1603129	8/10/2015	270	2,203.08	
1060100	1603133	8/10/2015	270	2,140.00	
1060119	1603144	8/10/2015	270	1,078.24	
1060101	1603122	8/10/2015	270	922.90	
1059791	1603104	8/10/2015	270	869.79	
1059787	1603103	8/10/2015	270	732.12	
1060130	1603135	8/10/2015	270	429.25	
1060151	1603132	8/10/2015	270	410.00	
1060144	1603130	8/10/2015	270	300.00	
1060132	1603136	8/10/2015	270	296.03	
1060116	1603141	8/10/2015	270	172.32	
1060117	1603142	8/10/2015	270	110.00	
1060129	1603134	8/10/2015	270	30.00	
1060090	DFA EFT REV 8/10/	8/10/2015	270		1,972.50
1059784	152700801	8/10/2015	270		74,179,471.05
1060087	152700803	8/10/2015	270		64,874,604.03
1060160	Reverse #1531734	8/10/2015	270		0.02
1060595	152700810	8/11/2015	270	20,000,000.00	
1060487	15270081103EFT A	8/11/2015	270	12,632,817.50	
1060615	152700813	8/11/2015	270	8,000,000.00	
1060486	152700802	8/11/2015	270	5,000,000.00	
1060567	1603266	8/11/2015	270	1,622,458.57	

Run Date: 12/31/2015
 Run Time: 3:29:02PM

Demand Account Activity

Page: 52
 User: 0

Start Date: 7/1/2015 End Date: 12/31/2015

Jnl. Entry	Ref #	Trx. Date	Ledger	Debit Amount	Credit Amount
1060566	1603265	8/11/2015	270	396,419.03	
1060508	1603212	8/11/2015	270	379,319.13	
1060489	15270081105NON /	8/11/2015	270	304,260.92	
1060582	1603275	8/11/2015	270	239,463.25	
1060578	1603271	8/11/2015	270	171,879.94	
1060521	1603222	8/11/2015	270	149,798.15	
1060519	1603221	8/11/2015	270	124,950.32	
1060583	1603276	8/11/2015	270	106,987.37	
1060581	1603274	8/11/2015	270	51,854.53	
1060529	1603227	8/11/2015	270	47,802.30	
1060539	1603234	8/11/2015	270	42,517.00	
1060525	1603224	8/11/2015	270	37,355.00	
1060506	1603210	8/11/2015	270	31,878.80	
1060592	1603283	8/11/2015	270	27,779.58	
1060576	1603269	8/11/2015	270	24,406.82	
1060507	1603211	8/11/2015	270	23,930.51	
1060579	1603272	8/11/2015	270	18,211.52	
1060619	1603301	8/11/2015	270	15,226.40	
1060617	1603299	8/11/2015	270	15,000.00	
1060523	1603223	8/11/2015	270	14,012.25	
1060528	1603226	8/11/2015	270	13,319.18	
1060488	15270081104AIRS (8/11/2015	270	12,367.19	
1060577	1603270	8/11/2015	270	11,118.96	
1060618	1603300	8/11/2015	270	10,000.00	
1060631	1603314	8/11/2015	270	6,749.11	
1060586	1603278	8/11/2015	270	6,495.00	
1060613	1603296	8/11/2015	270	5,548.00	
1060510	1603213	8/11/2015	270	4,107.89	
1060527	1603225	8/11/2015	270	4,060.15	
1060572	1603267	8/11/2015	270	3,360.82	
1060491	15270081106IFTA C	8/11/2015	270	3,336.72	
1060608	1603291	8/11/2015	270	3,275.00	
1060513	1603215	8/11/2015	270	2,814.00	
1060532	1603229	8/11/2015	270	2,146.00	
1060492	15270081107IRPCC	8/11/2015	270	2,110.59	
1060515	1603217	8/11/2015	270	1,930.00	
1060504	1603264	8/11/2015	270	1,722.23	
1060584	1603277	8/11/2015	270	1,642.50	
1060531	1603228	8/11/2015	270	1,548.00	
1060588	1603281	8/11/2015	270	1,416.30	
1060580	1603273	8/11/2015	270	892.02	
1060534	1603230	8/11/2015	270	856.15	
1060542	1603240	8/11/2015	270	800.00	
1060590	1603282	8/11/2015	270	695.00	
1060575	1603279	8/11/2015	270	663.00	
1060536	1603232	8/11/2015	270	638.23	
1060589	1603284	8/11/2015	270	632.50	
1060535	1603231	8/11/2015	270	588.31	
1060518	1603220	8/11/2015	270	455.00	
1060628	1603312	8/11/2015	270	400.00	
1060540	1603238	8/11/2015	270	400.00	
1060514	1603216	8/11/2015	270	350.00	
1060511	1603214	8/11/2015	270	240.00	
1060609	1603292	8/11/2015	270	225.00	
1060610	1603293	8/11/2015	270	200.00	
1060541	1603239	8/11/2015	270	140.00	

Run Date: 12/31/2015
 Run Time: 3:29:02PM

Demand Account Activity

Page: 53
 User: 0

Start Date: 7/1/2015 End Date: 12/31/2015

Jnl. Entry	Ref #	Trx. Date	Ledger	Debit Amount	Credit Amount
1060543	1603241	8/11/2015	270	140.00	
1060544	1603242	8/11/2015	270	140.00	
1060585	1603280	8/11/2015	270	115.50	
1060574	1603268	8/11/2015	270	103.16	
1060516	1603218	8/11/2015	270	85.00	
1060517	1603219	8/11/2015	270	30.00	
1060538	1603233	8/11/2015	270	27.39	
1060614	1603297	8/11/2015	270	17.44	
1060616	1603298	8/11/2015	270	8.72	
1060490	8006116	8/11/2015	270		901.60
1060477	152700801	8/11/2015	270		700,000.00
1060548	152700808	8/11/2015	270		27,442,898.22
1060568	152700809	8/11/2015	270		20,000,000.00
1060596	152700811	8/11/2015	270		1,089,395.77
1060937	153000803	8/12/2015	270	21,000,000.00	
1060970	1603357	8/12/2015	270	18,152,074.10	
1060952	152700807 AIRS TA	8/12/2015	270	12,098,458.28	
1060981	1603367	8/12/2015	270	2,193,840.65	
1061039	152700815	8/12/2015	270	2,000,000.00	
1060983	1603369	8/12/2015	270	1,683,488.90	
1060940	152700802	8/12/2015	270	920,000.00	
1061063	1603441	8/12/2015	270	700,707.00	
1060980	1603366	8/12/2015	270	292,486.64	
1061014	152700812	8/12/2015	270	254,012.53	
1060929	1603334	8/12/2015	270	72,008.97	
1061013	1603398	8/12/2015	270	69,703.17	
1060961	1603348	8/12/2015	270	54,300.00	
1061009	1603394	8/12/2015	270	40,683.66	
1061064	1603442	8/12/2015	270	37,000.00	
1060931	1603336	8/12/2015	270	36,725.26	
1060984	1603370	8/12/2015	270	29,586.80	
1061053	1603435	8/12/2015	270	22,090.88	
1060962	1603349	8/12/2015	270	20,148.14	
1061065	1603443	8/12/2015	270	17,839.08	
1060953	152700808 AIRS TA	8/12/2015	270	15,712.32	
1060990	1603376	8/12/2015	270	12,220.73	
1060928	1603333	8/12/2015	270	11,446.94	
1060987	1603373	8/12/2015	270	10,748.48	
1060926	1603331	8/12/2015	270	10,303.82	
1061060	1603440	8/12/2015	270	8,298.83	
1060956	152700810 AIRS DE	8/12/2015	270	7,920.54	
1060988	1603374	8/12/2015	270	5,495.00	
1060989	1603375	8/12/2015	270	4,826.00	
1060933	1603338	8/12/2015	270	4,642.00	
1060982	1603368	8/12/2015	270	4,581.72	
1061001	1603387	8/12/2015	270	4,574.80	
1060968	1603355	8/12/2015	270	3,742.50	
1060991	1603377	8/12/2015	270	2,961.24	
1061059	1603439	8/12/2015	270	2,587.50	
1061067	1603444	8/12/2015	270	2,472.10	
1060927	1603332	8/12/2015	270	1,948.53	
1060993	1603379	8/12/2015	270	1,898.00	
1060992	1603378	8/12/2015	270	1,774.00	
1061055	1603436	8/12/2015	270	1,710.00	
1060967	1603354	8/12/2015	270	1,645.00	
1061008	1603393	8/12/2015	270	1,172.00	

Run Date: 12/31/2015
 Run Time: 3:29:02PM

Demand Account Activity

Start Date: 7/1/2015 End Date: 12/31/2015

Page: 54
 User: 0

Jnl. Entry	Ref #	Trx. Date	Ledger	Debit Amount	Credit Amount
1060963	1603350	8/12/2015	270	1,000.00	
1060994	1603380	8/12/2015	270	869.36	
1060971	1603358	8/12/2015	270	640.00	
1060954	152700809 AIRS DE	8/12/2015	270	628.64	
1061007	1603392	8/12/2015	270	607.50	
1060932	1603337	8/12/2015	270	559.15	
1060995	1603381	8/12/2015	270	525.00	
1061046	1603428	8/12/2015	270	450.00	
1060930	1603335	8/12/2015	270	392.10	
1060996	1603382	8/12/2015	270	356.98	
1060964	1603351	8/12/2015	270	324.00	
1060966	1603353	8/12/2015	270	320.00	
1060969	1603356	8/12/2015	270	300.00	
1061045	1603427	8/12/2015	270	290.00	
1060986	1603372	8/12/2015	270	187.83	
1061057	1603437	8/12/2015	270	170.00	
1060997	1603383	8/12/2015	270	105.00	
1060998	1603384	8/12/2015	270	104.34	
1061044	1603426	8/12/2015	270	90.00	
1060965	1603352	8/12/2015	270	60.00	
1061043	1603425	8/12/2015	270	60.00	
1061042	1603424	8/12/2015	270	51.00	
1061040	1603422	8/12/2015	270	25.50	
1061038	1603421	8/12/2015	270	23.00	
1060999	1603385	8/12/2015	270	8.00	
1061047	1603429	8/12/2015	270	4.25	
1061000	1603386	8/12/2015	270	4.00	
1061041	1603423	8/12/2015	270	4.00	
1060946	DFA EFT REV 8/12/	8/12/2015	270		15,366.21
1060939	152700801	8/12/2015	270		1,403,000.00
1060941	152700803	8/12/2015	270		18,152,074.10
1060957	152700805	8/12/2015	270		15,375,405.78
1060958	152700811	8/12/2015	270		25,306,054.50
1061556	Back Out Journal Er	8/13/2015	270	237,384,554.98	
1061490	1603517	8/13/2015	270	155,867,566.08	
1061418	152700807 AIRS TA	8/13/2015	270	31,818,256.42	
1061405	153000803	8/13/2015	270	12,000,000.00	
1061445	152700809	8/13/2015	270	6,000,000.00	
1061408	152700802	8/13/2015	270	2,093,000.00	
1061436	1603466	8/13/2015	270	502,500.00	
1061492	1603519	8/13/2015	270	350,252.54	
1061454	1603485	8/13/2015	270	168,243.57	
1061489	1603516	8/13/2015	270	136,640.02	
1061491	1603518	8/13/2015	270	94,295.73	
1061437	1603467	8/13/2015	270	71,873.15	
1061452	1603483	8/13/2015	270	66,465.38	
1061438	1603468	8/13/2015	270	58,362.78	
1061487	1603514	8/13/2015	270	46,058.99	
1061527	1603555	8/13/2015	270	44,760.10	
1061533	1603561	8/13/2015	270	44,344.38	
1061497	1603524	8/13/2015	270	33,509.35	
1061453	1603484	8/13/2015	270	27,554.14	
1061428	1603462	8/13/2015	270	25,996.68	
1061528	1603556	8/13/2015	270	25,000.00	
1061420	152700808 AIRS TA	8/13/2015	270	21,301.79	
1061498	1603525	8/13/2015	270	16,547.25	

Run Date: 12/31/2015
 Run Time: 3:29:02PM

Demand Account Activity

Start Date: 7/1/2015 End Date: 12/31/2015

Page: 55
 User: 0

Jnl. Entry	Ref #	Trx. Date	Ledger	Debit Amount	Credit Amount
1061427	1603457	8/13/2015	270	12,519.01	
1061457	1603488	8/13/2015	270	12,006.00	
1061531	1603559	8/13/2015	270	8,475.00	
1061506	1603557	8/13/2015	270	8,408.97	
1061430	1603463	8/13/2015	270	7,650.00	
1061530	1603558	8/13/2015	270	6,483.69	
1061434	1603465	8/13/2015	270	5,127.00	
1061429	1603458	8/13/2015	270	4,705.36	
1061499	1603526	8/13/2015	270	4,691.99	
1061455	1603486	8/13/2015	270	4,435.00	
1061451	1603482	8/13/2015	270	4,051.51	
1061551	1603579	8/13/2015	270	3,875.25	
1061496	1603523	8/13/2015	270	3,646.47	
1061526	1603554	8/13/2015	270	3,300.00	
1061495	1603522	8/13/2015	270	3,260.17	
1061525	1603553	8/13/2015	270	3,240.75	
1061459	1603490	8/13/2015	270	2,840.25	
1061464	1603495	8/13/2015	270	2,738.00	
1061500	1603527	8/13/2015	270	2,690.28	
1061488	1603515	8/13/2015	270	2,497.10	
1061461	1603492	8/13/2015	270	2,242.69	
1061502	1603529	8/13/2015	270	1,805.00	
1061524	1603552	8/13/2015	270	1,756.01	
1061532	1603560	8/13/2015	270	1,736.50	
1061545	1603573	8/13/2015	270	1,065.43	
1061523	1603551	8/13/2015	270	1,045.00	
1061458	1603489	8/13/2015	270	960.00	
1061493	1603520	8/13/2015	270	887.91	
1061456	1603487	8/13/2015	270	860.00	
1061439	1603469	8/13/2015	270	798.97	
1061486	1603513	8/13/2015	270	687.25	
1061426	1603461	8/13/2015	270	632.45	
1061460	1603491	8/13/2015	270	450.00	
1061559	1603582	8/13/2015	270	359.25	
1061558	1603581	8/13/2015	270	350.00	
1061548	1603576	8/13/2015	270	237.65	
1061521	1603549	8/13/2015	270	198.50	
1061520	1603548	8/13/2015	270	180.00	
1061546	1603574	8/13/2015	270	169.75	
1061501	1603528	8/13/2015	270	146.00	
1061432	1603464	8/13/2015	270	135.15	
1061557	1603580	8/13/2015	270	115.38	
1061547	1603575	8/13/2015	270	106.70	
1061431	1603459	8/13/2015	270	90.00	
1061503	1603530	8/13/2015	270	62.00	
1061522	1603550	8/13/2015	270	42.50	
1061494	1603521	8/13/2015	270	33.81	
1061081	DFA EFT REV 8/12/	8/13/2015	270		290.00
1061407	152700801	8/13/2015	270		2,560,000.00
1061421	152700803	8/13/2015	270		26,169,377.96
1061471	152700804	8/13/2015	270		237,384,554.98
1061564	152700810	8/13/2015	270		180,998,658.50
1062151	152700811	8/14/2015	270	146,070,687.03	
1061591	152700807 AIRS TA	8/14/2015	270	34,018,453.59	
1062165	1603648	8/14/2015	270	21,498,197.21	
1061577	153000803	8/14/2015	270	9,000,000.00	

Run Date: 12/31/2015
 Run Time: 3:29:02PM

Demand Account Activity

Page: 56
 User: 0

Start Date: 7/1/2015 End Date: 12/31/2015

Jnl. Entry	Ref #	Trx. Date	Ledger	Debit Amount	Credit Amount
1062131	1603619	8/14/2015	270	7,880,458.71	
1062140	1603631	8/14/2015	270	5,288,635.33	
1062098	152700804	8/14/2015	270	5,000,000.00	
1062221	152700813	8/14/2015	270	4,000,000.00	
1062146	1603632	8/14/2015	270	1,641,212.49	
1061579	152700802	8/14/2015	270	590,000.00	
1062173	1603654	8/14/2015	270	551,905.80	
1062105	1603598	8/14/2015	270	377,141.94	
1062116	1603630	8/14/2015	270	337,148.55	
1062149	1603639	8/14/2015	270	209,458.74	
1062103	1603597	8/14/2015	270	198,808.81	
1062097	1603596	8/14/2015	270	175,496.84	
1062177	1603675	8/14/2015	270	150,771.03	
1062167	1603650	8/14/2015	270	111,286.11	
1061587	1603591	8/14/2015	270	82,897.00	
1062179	1603677	8/14/2015	270	70,349.66	
1062230	1603708	8/14/2015	270	70,000.00	
1062113	1603604	8/14/2015	270	51,480.42	
1062158	1603636	8/14/2015	270	51,080.60	
1062111	1603603	8/14/2015	270	48,436.42	
1062110	1603602	8/14/2015	270	44,365.56	
1062164	1603647	8/14/2015	270	41,459.76	
1062109	1603601	8/14/2015	270	40,338.10	
1062128	1603616	8/14/2015	270	39,953.46	
1062178	1603676	8/14/2015	270	37,144.08	
1062106	1603599	8/14/2015	270	35,514.78	
1062107	1603600	8/14/2015	270	29,215.72	
1062132	1603620	8/14/2015	270	27,158.98	
1061592	152700808 AIRS TA	8/14/2015	270	25,879.25	
1062129	1603617	8/14/2015	270	20,193.97	
1062121	1603610	8/14/2015	270	17,746.08	
1062120	1603609	8/14/2015	270	16,890.00	
1062229	1603707	8/14/2015	270	16,040.92	
1062126	1603614	8/14/2015	270	15,049.00	
1062130	1603618	8/14/2015	270	14,460.35	
1062119	1603608	8/14/2015	270	12,843.58	
1062166	1603649	8/14/2015	270	11,598.28	
1062127	1603615	8/14/2015	270	7,720.00	
1062117	1603607	8/14/2015	270	7,638.72	
1062115	1603606	8/14/2015	270	7,228.09	
1062114	1603605	8/14/2015	270	5,644.68	
1062124	1603613	8/14/2015	270	5,475.46	
1062180	1603678	8/14/2015	270	5,072.17	
1062123	1603612	8/14/2015	270	4,265.52	
1062228	1603706	8/14/2015	270	3,906.07	
1062198	1603687	8/14/2015	270	3,677.00	
1062154	1603642	8/14/2015	270	3,662.75	
1061593	152700809 AIRS DE	8/14/2015	270	3,380.52	
1062182	1603680	8/14/2015	270	3,104.00	
1062181	1603679	8/14/2015	270	3,101.21	
1062201	1603686	8/14/2015	270	2,941.92	
1062152	1603640	8/14/2015	270	2,455.00	
1062168	1603651	8/14/2015	270	1,937.95	
1062122	1603611	8/14/2015	270	1,610.23	
1062145	1603637	8/14/2015	270	1,350.45	
1062161	1603644	8/14/2015	270	1,135.75	

Run Date: 12/31/2015
 Run Time: 3:29:02PM

Demand Account Activity

Start Date: 7/1/2015 End Date: 12/31/2015

Page: 57
 User: 0

Jnl. Entry	Ref #	Trx. Date	Ledger	Debit Amount	Credit Amount
1062188	1603685	8/14/2015	270	1,090.00	
1062202	1603681	8/14/2015	270	830.00	
1062147	1603638	8/14/2015	270	710.00	
1062200	1603683	8/14/2015	270	527.94	
1062153	1603641	8/14/2015	270	470.00	
1062093	1603592	8/14/2015	270	450.00	
1062143	1603684	8/14/2015	270	404.67	
1062096	1603595	8/14/2015	270	400.00	
1062163	1603646	8/14/2015	270	367.50	
1062160	1603643	8/14/2015	270	290.00	
1062162	1603645	8/14/2015	270	170.00	
1062094	1603593	8/14/2015	270	50.00	
1062095	1603594	8/14/2015	270	50.00	
1062176	1603674	8/14/2015	270	49.14	
1062169	1603652	8/14/2015	270	49.09	
1062172	1603653	8/14/2015	270	34.46	
1062133	1603621	8/14/2015	270	15.99	
1062226	1603704	8/14/2015	270	12.00	
1062227	1603705	8/14/2015	270	10.00	
1062183	1603682	8/14/2015	270	8.00	
1062231	1603709	8/14/2015	270	2.00	
1062104	8006124	8/14/2015	270		6,862.98
1061578	152700801	8/14/2015	270		1,359,000.00
1061580	152700803	8/14/2015	270		7,880,458.71
1062136	152700806	8/14/2015	270		2,759.02
1062159	152700813	8/14/2015	270		223,567,618.35
1062099	152700805	8/14/2015	270		5,000,000.00
1089941	152301001	8/17/2015	270	25,000,000.00	
1089927	Back Out Journal Er	8/17/2015	270	15,838,570.31	
1062440	152700807 AIRS TA	8/17/2015	270	15,146,185.40	
1062243	153000803	8/17/2015	270	13,000,000.00	
1062574	152700804	8/17/2015	270	12,973,967.41	
1062530	1603761	8/17/2015	270	1,936,079.48	
1062581	1603811	8/17/2015	270	465,000.00	
1062557	1603777	8/17/2015	270	449,303.57	
1062558	1603778	8/17/2015	270	361,073.50	
1062505	1603724	8/17/2015	270	343,735.35	
1062497	1603731	8/17/2015	270	340,611.97	
1062555	1603776	8/17/2015	270	163,076.24	
1062500	1603732	8/17/2015	270	155,144.68	
1062590	1603809	8/17/2015	270	148,343.26	
1062544	1603766	8/17/2015	270	140,002.83	
1062481	1603735	8/17/2015	270	131,748.29	
1062559	1603779	8/17/2015	270	128,730.31	
1062503	1603723	8/17/2015	270	61,914.56	
1062498	1603721	8/17/2015	270	61,307.10	
1062501	1603722	8/17/2015	270	50,998.43	
1062536	1603763	8/17/2015	270	50,036.40	
1062496	1603741	8/17/2015	270	36,308.58	
1062531	1603762	8/17/2015	270	31,988.48	
1062565	1603788	8/17/2015	270	29,289.31	
1062237	1603734	8/17/2015	270	25,000.00	
1062441	152700808 AIRS TA	8/17/2015	270	22,817.60	
1062554	1603775	8/17/2015	270	19,051.49	
1062483	1603736	8/17/2015	270	15,475.25	
1062495	1603730	8/17/2015	270	13,402.63	

Run Date: 12/31/2015
 Run Time: 3:29:02PM

Demand Account Activity

Start Date: 7/1/2015 End Date: 12/31/2015

Page: 58
 User: 0

Jnl. Entry	Ref #	Trx. Date	Ledger	Debit Amount	Credit Amount
1062486	1603737	8/17/2015	270	12,773.27	
1062492	1603729	8/17/2015	270	11,599.07	
1062569	1603810	8/17/2015	270	6,987.51	
1062562	1603782	8/17/2015	270	6,716.50	
1062490	1603728	8/17/2015	270	6,635.21	
1062485	1603726	8/17/2015	270	6,402.05	
1062584	1603813	8/17/2015	270	5,094.25	
1062564	1603783	8/17/2015	270	4,642.75	
1062545	1603767	8/17/2015	270	4,181.75	
1062488	1603738	8/17/2015	270	3,687.00	
1062487	1603727	8/17/2015	270	3,633.44	
1062539	1603764	8/17/2015	270	3,213.69	
1062566	1603784	8/17/2015	270	3,086.68	
1062489	1603739	8/17/2015	270	3,078.98	
1062550	1603773	8/17/2015	270	2,990.57	
1062561	1603781	8/17/2015	270	2,482.00	
1062541	1603765	8/17/2015	270	2,314.00	
1062493	1603740	8/17/2015	270	2,181.81	
1062549	1603769	8/17/2015	270	2,170.00	
1062504	1603812	8/17/2015	270	1,666.64	
1062442	152700809 AIRS DE	8/17/2015	270	1,540.44	
1062239	1603725	8/17/2015	270	1,391.67	
1062529	1603760	8/17/2015	270	1,368.47	
1062586	1603807	8/17/2015	270	1,200.00	
1062502	1603733	8/17/2015	270	1,143.92	
1062234	1603713	8/17/2015	270	1,140.95	
1062443	152700810 AIRS DE	8/17/2015	270	810.05	
1062553	1603771	8/17/2015	270	769.25	
1062491	1603719	8/17/2015	270	680.00	
1062560	1603780	8/17/2015	270	461.90	
1062551	1603770	8/17/2015	270	410.00	
1062563	1603787	8/17/2015	270	352.50	
1062548	1603768	8/17/2015	270	330.00	
1062588	1603808	8/17/2015	270	280.00	
1062567	1603785	8/17/2015	270	235.00	
1062494	1603720	8/17/2015	270	150.00	
1062582	1603805	8/17/2015	270	150.00	
1062484	1603718	8/17/2015	270	147.50	
1062552	1603774	8/17/2015	270	141.75	
1062585	1603806	8/17/2015	270	140.00	
1062547	1603772	8/17/2015	270	80.00	
1062556	1603786	8/17/2015	270	30.00	
1062240	DFA EFT REV 8/17/	8/17/2015	270		27,150.59
1062575	152700811	8/17/2015	270		40,068,024.70
1062244	152700801	8/17/2015	270		1,484,000.00
1062594	152700815	8/17/2015	270		5,000,000.00
1089850	152701011	8/17/2015	270		15,838,570.31
1089943	Back Out Journal Er	8/17/2015	270		25,000,000.00
1062635	152700807 AIRS TA	8/18/2015	270	120,638,820.53	
1062623	153000803	8/18/2015	270	7,000,000.00	
1063054	152700815	8/18/2015	270	4,000,000.00	
1062966	1603945	8/18/2015	270	2,306,639.97	
1062934	1603869	8/18/2015	270	1,441,888.39	
1063049	1603977	8/18/2015	270	1,000,000.00	
1062986	1603920	8/18/2015	270	492,820.33	
1062988	1603922	8/18/2015	270	483,580.73	

Run Date: 12/31/2015
 Run Time: 3:29:02PM

Demand Account Activity

Page: 59
 User: 0

Start Date: 7/1/2015 End Date: 12/31/2015

Jnl. Entry	Ref #	Trx. Date	Ledger	Debit Amount	Credit Amount
1063060	1603987	8/18/2015	270	293,392.00	
1063048	1603976	8/18/2015	270	195,000.00	
1062987	1603921	8/18/2015	270	134,674.33	
1062955	1603885	8/18/2015	270	131,361.70	
1062959	1603887	8/18/2015	270	113,730.00	
1062949	1603896	8/18/2015	270	106,525.98	
1062952	1603875	8/18/2015	270	105,132.44	
1063023	1603944	8/18/2015	270	64,778.36	
1062990	1603924	8/18/2015	270	52,121.85	
1062950	1603897	8/18/2015	270	47,708.34	
1062940	1603872	8/18/2015	270	40,033.08	
1062631	1603876	8/18/2015	270	37,797.50	
1062946	1603878	8/18/2015	270	29,753.71	
1062945	1603894	8/18/2015	270	25,992.08	
1062982	1603919	8/18/2015	270	24,501.37	
1063027	1603947	8/18/2015	270	24,138.97	
1062953	1603884	8/18/2015	270	21,441.80	
1062995	1603927	8/18/2015	270	19,064.21	
1062970	1603946	8/18/2015	270	14,858.96	
1062943	1603873	8/18/2015	270	14,721.47	
1062957	1603886	8/18/2015	270	14,457.30	
1062918	1603883	8/18/2015	270	14,421.93	
1063028	1603961	8/18/2015	270	6,652.17	
1062937	1603891	8/18/2015	270	6,553.69	
1062933	1603890	8/18/2015	270	5,859.45	
1062961	1603888	8/18/2015	270	5,755.00	
1062951	1603874	8/18/2015	270	4,950.00	
1062958	1603881	8/18/2015	270	4,179.00	
1062964	1603889	8/18/2015	270	3,865.43	
1062939	1603892	8/18/2015	270	3,013.36	
1063016	1603937	8/18/2015	270	2,285.50	
1063018	1603939	8/18/2015	270	2,270.00	
1062936	1603870	8/18/2015	270	2,260.00	
1062989	1603923	8/18/2015	270	1,869.08	
1063047	1603975	8/18/2015	270	1,626.75	
1063010	1603934	8/18/2015	270	1,220.00	
1062992	1603926	8/18/2015	270	1,215.75	
1062941	1603893	8/18/2015	270	1,200.00	
1063022	1603943	8/18/2015	270	1,198.35	
1062998	1603928	8/18/2015	270	844.45	
1062956	1603880	8/18/2015	270	825.00	
1062636	152700808 AIRS DE	8/18/2015	270	669.87	
1063007	1603932	8/18/2015	270	637.00	
1063020	1603941	8/18/2015	270	551.75	
1063001	1603929	8/18/2015	270	505.04	
1062960	1603882	8/18/2015	270	490.20	
1062991	1603925	8/18/2015	270	442.50	
1063019	1603940	8/18/2015	270	430.00	
1063003	1603930	8/18/2015	270	420.00	
1062942	1603877	8/18/2015	270	205.00	
1062938	1603871	8/18/2015	270	200.00	
1063014	1603938	8/18/2015	270	180.00	
1063008	1603933	8/18/2015	270	106.25	
1062948	1603879	8/18/2015	270	90.00	
1063021	1603942	8/18/2015	270	60.00	
1063015	1603936	8/18/2015	270	24.25	

Run Date: 12/31/2015
 Run Time: 3:29:02PM

Demand Account Activity

Start Date: 7/1/2015 End Date: 12/31/2015

Page: 60
 User: 0

Jnl. Entry	Ref #	Trx. Date	Ledger	Debit Amount	Credit Amount
1062947	1603895	8/18/2015	270	22.00	
1063005	1603931	8/18/2015	270	21.25	
1063013	1603935	8/18/2015	270	4.25	
1062624	152700801	8/18/2015	270		579,000.00
1062637	CORRECTION ENT	8/18/2015	270		47,708.34
1062905	152700802	8/18/2015	270		122,785,528.94
1062935	152700806	8/18/2015	270		15,650,205.64
1063424	152700807 AIRS TA	8/19/2015	270	32,029,960.45	
1063075	153000803	8/19/2015	270	32,000,000.00	
1063473	1604039	8/19/2015	270	5,124,741.14	
1063062	1603989	8/19/2015	270	4,269,672.07	
1063480	1604050	8/19/2015	270	3,319,206.85	
1063511	1604075	8/19/2015	270	1,809,464.82	
1063525	1604092	8/19/2015	270	1,387,767.20	
1063472	1604038	8/19/2015	270	1,230,278.37	
1063076	152700801	8/19/2015	270	490,000.00	
1063422	1604006	8/19/2015	270	182,809.00	
1063476	1604047	8/19/2015	270	135,158.00	
1063509	1604073	8/19/2015	270	78,439.88	
1063492	1604061	8/19/2015	270	62,900.48	
1063533	1604093	8/19/2015	270	41,796.91	
1063434	1604010	8/19/2015	270	37,975.90	
1063504	1604065	8/19/2015	270	33,990.01	
1063429	152700808 AIRS TA	8/19/2015	270	31,384.90	
1063432	1604009	8/19/2015	270	24,560.00	
1063426	1604007	8/19/2015	270	19,292.51	
1063428	1604008	8/19/2015	270	17,310.00	
1063490	1604059	8/19/2015	270	14,848.39	
1063505	1604066	8/19/2015	270	13,171.00	
1063072	1604005	8/19/2015	270	12,662.20	
1063501	1604063	8/19/2015	270	12,006.86	
1063425	1604001	8/19/2015	270	11,592.04	
1063503	1604064	8/19/2015	270	9,834.53	
1063475	1604040	8/19/2015	270	8,329.28	
1063510	1604074	8/19/2015	270	6,882.00	
1063431	1604012	8/19/2015	270	6,850.00	
1063519	1604081	8/19/2015	270	6,147.00	
1063069	1603997	8/19/2015	270	5,642.49	
1063507	1604067	8/19/2015	270	3,988.00	
1063430	1604003	8/19/2015	270	3,389.50	
1063482	1604051	8/19/2015	270	3,323.50	
1063427	1604002	8/19/2015	270	3,021.00	
1063489	1604058	8/19/2015	270	2,680.52	
1063496	1604068	8/19/2015	270	2,634.00	
1063499	1604069	8/19/2015	270	2,450.75	
1063423	1604000	8/19/2015	270	2,443.29	
1063440	152700810 AIRS DE	8/19/2015	270	2,403.93	
1063523	1604084	8/19/2015	270	2,271.75	
1063502	1604071	8/19/2015	270	2,135.00	
1063484	1604053	8/19/2015	270	1,955.00	
1063438	Back Out Journal Er	8/19/2015	270	1,765.00	
1063435	1604013	8/19/2015	270	1,698.75	
1063420	1603998	8/19/2015	270	1,517.00	
1063497	1604062	8/19/2015	270	1,360.74	
1063493	1604044	8/19/2015	270	1,180.00	
1063506	1604072	8/19/2015	270	1,034.45	

Run Date: 12/31/2015
 Run Time: 3:29:02PM

Demand Account Activity

Start Date: 7/1/2015 End Date: 12/31/2015

Page: 61
 User: 0

Jnl. Entry	Ref #	Trx. Date	Ledger	Debit Amount	Credit Amount
1063495	1604046	8/19/2015	270	928.80	
1063464	1604041	8/19/2015	270	799.08	
1063520	1604082	8/19/2015	270	710.00	
1063486	1604055	8/19/2015	270	592.75	
1063488	1604057	8/19/2015	270	542.50	
1063485	1604054	8/19/2015	270	370.00	
1063433	1604004	8/19/2015	270	364.94	
1063418	1604011	8/19/2015	270	310.00	
1063491	1604060	8/19/2015	270	273.52	
1063483	1604052	8/19/2015	270	260.00	
1063439	152700809 AIRDSV	8/19/2015	270	247.80	
1063477	1604043	8/19/2015	270	234.48	
1063474	1604042	8/19/2015	270	165.26	
1063494	1604045	8/19/2015	270	128.00	
1063487	1604056	8/19/2015	270	90.00	
1063522	1604083	8/19/2015	270	60.00	
1063500	1604070	8/19/2015	270	50.00	
1063421	1603999	8/19/2015	270	21.25	
1063479	1604049	8/19/2015	270	6.00	
1063478	1604048	8/19/2015	270	4.00	
1063454	DFA EFT REV 8/19/	8/19/2015	270		9,519.80
1063077	152700802	8/19/2015	270		2,619,000.00
1063078	152700803	8/19/2015	270		1,809,464.82
1063444	152700804	8/19/2015	270		49,125,111.44
1063449	152700806	8/19/2015	270		28,518,274.17
1063539	VARIOUS CHARGE	8/19/2015	270		1,765.00
1064734	1604178	8/20/2015	270	45,592,934.09	
1064783	Correct Journal Entr	8/20/2015	270	24,975,026.92	
1063566	153000803	8/20/2015	270	15,000,000.00	
1064733	1604177	8/20/2015	270	4,705,306.72	
1064745	1604208	8/20/2015	270	869,321.90	
1064802	1604233	8/20/2015	270	864,561.30	
1064671	1604118	8/20/2015	270	811,777.18	
1064686	1604131	8/20/2015	270	710,693.92	
1064672	1604119	8/20/2015	270	500,000.00	
1064778	1604191	8/20/2015	270	420,528.41	
1064773	1604197	8/20/2015	270	274,359.08	
1064703	1604179	8/20/2015	270	245,773.04	
1064740	1604204	8/20/2015	270	221,603.37	
1064677	1604123	8/20/2015	270	166,073.83	
1064747	1604209	8/20/2015	270	151,422.50	
1064673	1604120	8/20/2015	270	64,188.34	
1064674	1604121	8/20/2015	270	56,009.40	
1064758	1604183	8/20/2015	270	42,335.37	
1064681	1604126	8/20/2015	270	41,290.00	
1064690	1604135	8/20/2015	270	33,120.90	
1064749	1604181	8/20/2015	270	32,604.23	
1064680	1604125	8/20/2015	270	27,269.23	
1064700	1604199	8/20/2015	270	26,420.31	
1064689	1604134	8/20/2015	270	24,851.18	
1064746	1604180	8/20/2015	270	22,215.80	
1064687	1604132	8/20/2015	270	21,565.55	
1064675	1604122	8/20/2015	270	19,424.00	
1064769	1604195	8/20/2015	270	17,929.39	
1064691	1604136	8/20/2015	270	17,882.47	
1064679	1604124	8/20/2015	270	17,234.09	

Run Date: 12/31/2015
 Run Time: 3:29:02PM

Demand Account Activity

Start Date: 7/1/2015 End Date: 12/31/2015

Page: 62
 User: 0

Jnl. Entry	Ref #	Trx. Date	Ledger	Debit Amount	Credit Amount
1064761	1604184	8/20/2015	270	13,733.56	
1063804	152700808 AIRS TA	8/20/2015	270	12,507.96	
1064763	1604185	8/20/2015	270	12,115.50	
1064775	1604198	8/20/2015	270	10,464.61	
1064815	1604235	8/20/2015	270	7,449.59	
1064682	1604127	8/20/2015	270	6,779.00	
1064753	1604182	8/20/2015	270	6,647.01	
1064812	1604234	8/20/2015	270	6,025.83	
1064771	1604196	8/20/2015	270	5,533.35	
1064776	1604237	8/20/2015	270	5,428.75	
1064780	1604193	8/20/2015	270	4,175.49	
1064779	1604192	8/20/2015	270	4,081.59	
1064683	1604128	8/20/2015	270	3,882.85	
1064736	1604200	8/20/2015	270	3,590.40	
1064770	1604187	8/20/2015	270	3,180.00	
1064744	1604207	8/20/2015	270	1,785.04	
1064811	1604238	8/20/2015	270	1,422.00	
1064774	1604189	8/20/2015	270	1,097.00	
1064738	1604202	8/20/2015	270	1,084.70	
1064688	1604133	8/20/2015	270	1,016.57	
1064768	1604186	8/20/2015	270	980.00	
1064767	1604194	8/20/2015	270	872.00	
1064684	1604129	8/20/2015	270	845.22	
1063806	152700810 AIRS DE	8/20/2015	270	768.91	
1064670	1604117	8/20/2015	270	750.00	
1064692	1604137	8/20/2015	270	600.00	
1064772	1604188	8/20/2015	270	600.00	
1064685	1604130	8/20/2015	270	564.82	
1064739	1604203	8/20/2015	270	515.00	
1063805	152700809 AIRS DE	8/20/2015	270	380.18	
1064737	1604201	8/20/2015	270	328.30	
1063803	152700807 AIRS TA	8/20/2015	270	249.75	
1064743	1604206	8/20/2015	270	199.75	
1064742	1604205	8/20/2015	270	197.75	
1064777	1604190	8/20/2015	270	190.00	
1064814	1604240	8/20/2015	270	164.69	
1064693	1604138	8/20/2015	270	90.00	
1064817	1604236	8/20/2015	270	75.00	
1064813	1604239	8/20/2015	270	8.50	
1064712	DFA EFT REV 8/20/	8/20/2015	270		4,733.31
1064759	152700805	8/20/2015	270		24,933,798.38
1064660	152700802	8/20/2015	270		38,740,663.95
1063567	152700801	8/20/2015	270		2,742,000.00
1064764	Back Out Journal Er	8/20/2015	270		249.75
1064782	152700812	8/20/2015	270		15,000,000.00
1064798	152700813	8/20/2015	270		15,000,000.00
1065137	152700801	8/21/2015	270	103,499,000.00	
1065173	152700807 AIRS TA	8/21/2015	270	86,862,319.25	
1065136	153000803	8/21/2015	270	30,000,000.00	
1065301	152800801	8/21/2015	270	6,000,000.00	
1065154	1604264	8/21/2015	270	3,052,163.28	
1065241	1604332	8/21/2015	270	596,629.75	
1065258	1604335	8/21/2015	270	346,655.59	
1065236	1604327	8/21/2015	270	199,049.71	
1065232	1604323	8/21/2015	270	147,477.81	
1065240	1604331	8/21/2015	270	133,977.47	

Run Date: 12/31/2015
 Run Time: 3:29:02PM

Demand Account Activity

Page: 63
 User: 0

Start Date: 7/1/2015 End Date: 12/31/2015

Jnl. Entry	Ref #	Trx. Date	Ledger	Debit Amount	Credit Amount
1065153	1604263	8/21/2015	270	80,799.94	
1065238	1604329	8/21/2015	270	76,059.96	
1065239	1604330	8/21/2015	270	55,734.01	
1065157	1604267	8/21/2015	270	48,387.97	
1065174	152700808 AIS TAX	8/21/2015	270	38,770.63	
1065217	1604308	8/21/2015	270	35,987.81	
1065235	1604326	8/21/2015	270	34,468.86	
1065191	1604285	8/21/2015	270	30,000.00	
1065152	1604262	8/21/2015	270	26,676.86	
1065156	1604266	8/21/2015	270	17,770.85	
1065150	1604260	8/21/2015	270	16,671.30	
1065192	1604286	8/21/2015	270	15,000.00	
1065254	1604333	8/21/2015	270	13,564.90	
1065159	1604269	8/21/2015	270	12,427.87	
1065218	1604309	8/21/2015	270	11,877.26	
1065219	1604310	8/21/2015	270	9,954.85	
1065220	1604311	8/21/2015	270	9,628.02	
1065149	1604259	8/21/2015	270	7,974.31	
1065221	1604312	8/21/2015	270	7,535.88	
1065223	1604314	8/21/2015	270	7,443.83	
1065216	1604307	8/21/2015	270	5,261.23	
1065222	1604313	8/21/2015	270	4,193.00	
1065196	1604290	8/21/2015	270	3,952.00	
1065151	1604261	8/21/2015	270	3,942.00	
1065224	1604315	8/21/2015	270	3,074.00	
1065176	152700810 AIRS DE	8/21/2015	270	2,882.84	
1065202	1604296	8/21/2015	270	2,572.06	
1065264	1604337	8/21/2015	270	2,476.68	
1065237	1604328	8/21/2015	270	2,352.50	
1065198	1604292	8/21/2015	270	2,020.00	
1065268	1604338	8/21/2015	270	1,974.00	
1065214	1604305	8/21/2015	270	1,132.61	
1065233	1604324	8/21/2015	270	1,020.90	
1065234	1604325	8/21/2015	270	827.50	
1065158	1604268	8/21/2015	270	790.61	
1065189	1604283	8/21/2015	270	742.50	
1065200	1604294	8/21/2015	270	449.25	
1065199	1604293	8/21/2015	270	380.00	
1065175	152700809 AIRS DE	8/21/2015	270	376.17	
1065197	1604291	8/21/2015	270	320.00	
1065146	1604256	8/21/2015	270	150.00	
1065231	1604322	8/21/2015	270	140.00	
1065193	1604287	8/21/2015	270	126.01	
1065201	1604295	8/21/2015	270	100.00	
1065194	1604288	8/21/2015	270	90.00	
1065147	1604257	8/21/2015	270	60.00	
1065160	1604270	8/21/2015	270	40.66	
1065161	1604271	8/21/2015	270	39.24	
1065255	1604334	8/21/2015	270	37.59	
1065225	1604316	8/21/2015	270	24.43	
1065229	1604320	8/21/2015	270	24.00	
1065230	1604321	8/21/2015	270	20.00	
1065260	1604336	8/21/2015	270	18.00	
1065195	1604289	8/21/2015	270	14.07	
1065148	1604258	8/21/2015	270	12.75	
1065155	1604265	8/21/2015	270	12.09	

Run Date: 12/31/2015
 Run Time: 3:29:02PM

Demand Account Activity

Start Date: 7/1/2015 End Date: 12/31/2015

Page: 64
 User: 0

Jnl. Entry	Ref #	Trx. Date	Ledger	Debit Amount	Credit Amount
1065227	1604318	8/21/2015	270	12.00	
1065228	1604319	8/21/2015	270	12.00	
1065215	1604306	8/21/2015	270	4.74	
1065190	1604284	8/21/2015	270	4.00	
1065226	1604317	8/21/2015	270	4.00	
1065179	DFA EFT REV 8/21/	8/21/2015	270		12,867.20
1065244	152700811	8/21/2015	270		142,147,903.07
1065138	152700802	8/21/2015	270		4,130,000.00
1065140	152700803	8/21/2015	270		3,052,163.28
1065177	152700804	8/21/2015	270		81,874,497.36
1065346	152700807 AIRS TA	8/24/2015	270	72,576,833.54	
1065315	153000804	8/24/2015	270	9,000,000.00	
1065794	1604469	8/24/2015	270	1,733,112.17	
1065825	152800801	8/24/2015	270	1,000,000.00	
1065778	1604456	8/24/2015	270	473,332.76	
1065811	1604485	8/24/2015	270	225,601.89	
1065771	1604452	8/24/2015	270	171,210.18	
1065781	1604457	8/24/2015	270	158,424.04	
1065792	1604468	8/24/2015	270	145,528.02	
1065772	1604453	8/24/2015	270	94,216.70	
1065775	1604464	8/24/2015	270	62,404.75	
1065791	1604467	8/24/2015	270	61,659.31	
1065774	1604455	8/24/2015	270	58,801.76	
1065322	1604389	8/24/2015	270	37,838.77	
1065773	1604454	8/24/2015	270	20,939.51	
1065325	1604391	8/24/2015	270	20,056.49	
1065332	1604396	8/24/2015	270	14,421.53	
1065324	1604390	8/24/2015	270	14,263.27	
1065331	1604395	8/24/2015	270	11,289.98	
1065798	1604475	8/24/2015	270	6,749.94	
1065732	1604412	8/24/2015	270	5,468.49	
1065782	1604458	8/24/2015	270	5,186.88	
1065806	1604482	8/24/2015	270	5,070.00	
1065349	152700808 AIRS DE	8/24/2015	270	4,369.64	
1065328	1604393	8/24/2015	270	3,452.55	
1065783	1604459	8/24/2015	270	3,335.23	
1065327	1604392	8/24/2015	270	3,121.76	
1065735	1604415	8/24/2015	270	2,914.00	
1065785	1604460	8/24/2015	270	2,820.46	
1065797	1604474	8/24/2015	270	2,677.05	
1065733	1604413	8/24/2015	270	2,400.00	
1065335	1604399	8/24/2015	270	2,314.00	
1065310	1604470	8/24/2015	270	2,274.52	
1065786	1604461	8/24/2015	270	1,740.00	
1065788	1604463	8/24/2015	270	1,677.50	
1065329	1604394	8/24/2015	270	1,632.10	
1065780	1604466	8/24/2015	270	1,604.60	
1065739	1604419	8/24/2015	270	1,030.00	
1065737	1604417	8/24/2015	270	693.75	
1065795	1604472	8/24/2015	270	580.04	
1065793	1604471	8/24/2015	270	573.26	
1065777	1604465	8/24/2015	270	495.00	
1065734	1604414	8/24/2015	270	450.00	
1065736	1604416	8/24/2015	270	240.00	
1065787	1604462	8/24/2015	270	150.00	
1065333	1604397	8/24/2015	270	120.00	

Run Date: 12/31/2015
 Run Time: 3:29:02PM

Demand Account Activity

Start Date: 7/1/2015 End Date: 12/31/2015

Page: 65
 User: 0

Jnl. Entry	Ref #	Trx. Date	Ledger	Debit Amount	Credit Amount
1065789	1604480	8/24/2015	270	90.00	
1065738	1604418	8/24/2015	270	80.00	
1065796	1604473	8/24/2015	270	66.64	
1065805	1604481	8/24/2015	270	13.02	
1065334	1604398	8/24/2015	270	12.00	
1065344	DFA EFT REV 8/24/	8/24/2015	270		6,036.66
1065318	152700801	8/24/2015	270		9,875,000.00
1065570	152700805	8/24/2015	270		26,101,468.54
1065348	152700802	8/24/2015	270		50,138,182.41
1066144	152700807 AIRS TA	8/25/2015	270	42,000,292.40	
1066152	152700801	8/25/2015	270	39,931,139.80	
1065852	153000803	8/25/2015	270	24,000,000.00	
1066268	152800801	8/25/2015	270	6,000,000.00	
1066235	1604607	8/25/2015	270	2,869,730.30	
1066197	1604557	8/25/2015	270	1,095,122.45	
1066260	152300801	8/25/2015	270	1,000,000.00	
1066176	1604536	8/25/2015	270	842,262.44	
1066270	1604608	8/25/2015	270	471,636.92	
1066148	1604514	8/25/2015	270	402,079.62	
1066157	1604518	8/25/2015	270	215,211.75	
1066214	1604571	8/25/2015	270	127,331.40	
1066186	1604546	8/25/2015	270	121,428.57	
1066242	1604592	8/25/2015	270	109,788.00	
1066185	1604545	8/25/2015	270	105,000.00	
1066196	1604556	8/25/2015	270	95,689.19	
1066177	1604537	8/25/2015	270	67,912.00	
1066181	1604541	8/25/2015	270	59,236.00	
1066158	1604558	8/25/2015	270	45,989.71	
1066218	1604575	8/25/2015	270	38,785.60	
1066199	1604560	8/25/2015	270	36,231.95	
1066237	1604588	8/25/2015	270	33,272.40	
1066226	1604580	8/25/2015	270	26,433.58	
1066147	152700808 AIRS TA	8/25/2015	270	21,160.36	
1066200	1604561	8/25/2015	270	20,139.93	
1066179	1604539	8/25/2015	270	16,579.42	
1066240	1604590	8/25/2015	270	13,629.00	
1066187	1604547	8/25/2015	270	12,650.00	
1066234	1604586	8/25/2015	270	12,187.14	
1066180	1604540	8/25/2015	270	10,197.66	
1066243	1604593	8/25/2015	270	9,097.88	
1066238	1604589	8/25/2015	270	8,931.40	
1066266	1604604	8/25/2015	270	7,291.00	
1066215	1604572	8/25/2015	270	6,084.29	
1066216	1604573	8/25/2015	270	5,460.00	
1066151	152700810 AIRS DE	8/25/2015	270	4,725.00	
1066188	1604548	8/25/2015	270	4,637.56	
1066165	1604594	8/25/2015	270	3,730.00	
1066219	1604576	8/25/2015	270	3,442.40	
1066191	1604551	8/25/2015	270	3,193.75	
1066220	1604577	8/25/2015	270	2,468.00	
1066231	1604605	8/25/2015	270	2,465.00	
1066149	152700809 AIRS DE	8/25/2015	270	2,342.19	
1066183	1604543	8/25/2015	270	2,331.57	
1066222	1604595	8/25/2015	270	1,738.84	
1066193	1604553	8/25/2015	270	1,720.00	
1066250	1604602	8/25/2015	270	1,580.00	

Run Date: 12/31/2015
 Run Time: 3:29:02PM

Demand Account Activity

Start Date: 7/1/2015 End Date: 12/31/2015

Page: 66
 User: 0

Jnl. Entry	Ref #	Trx. Date	Ledger	Debit Amount	Credit Amount
1066274	1604613	8/25/2015	270	1,110.65	
1066184	1604544	8/25/2015	270	1,100.35	
1066224	1604579	8/25/2015	270	1,068.40	
1066227	1604581	8/25/2015	270	927.50	
1066241	1604591	8/25/2015	270	669.82	
1065842	1604505	8/25/2015	270	625.00	
1066229	1604582	8/25/2015	270	571.16	
1066217	1604574	8/25/2015	270	558.60	
1066198	1604559	8/25/2015	270	510.37	
1065837	1604501	8/25/2015	270	500.00	
1065846	1604507	8/25/2015	270	500.00	
1065849	1604510	8/25/2015	270	425.00	
1065839	1604503	8/25/2015	270	400.00	
1066265	1604603	8/25/2015	270	400.00	
1066236	1604587	8/25/2015	270	360.00	
1066221	1604578	8/25/2015	270	350.00	
1066189	1604549	8/25/2015	270	344.50	
1066194	1604554	8/25/2015	270	320.00	
1066271	1604609	8/25/2015	270	300.00	
1066223	1604596	8/25/2015	270	288.88	
1065832	1604499	8/25/2015	270	280.00	
1065838	1604502	8/25/2015	270	280.00	
1066273	1604612	8/25/2015	270	255.00	
1066192	1604552	8/25/2015	270	250.00	
1065836	1604500	8/25/2015	270	200.00	
1065847	1604508	8/25/2015	270	200.00	
1065841	1604504	8/25/2015	270	140.00	
1065845	1604506	8/25/2015	270	105.00	
1066190	1604550	8/25/2015	270	90.00	
1066272	1604610	8/25/2015	270	90.00	
1065848	1604509	8/25/2015	270	50.00	
1066269	1604611	8/25/2015	270	30.38	
1066267	1604606	8/25/2015	270	30.00	
1066182	1604542	8/25/2015	270	16.34	
1066178	1604538	8/25/2015	270	0.50	
1066166	8006148	8/25/2015	270		142,262.00
1066211	152700806	8/25/2015	270		119,434,804.35
1066582	152700807 AIRS TA	8/26/2015	270	38,478,620.33	
1066571	152700803	8/26/2015	270	22,758,464.34	
1066566	153000803	8/26/2015	270	13,000,000.00	
1066292	1604629	8/26/2015	270	2,572,450.94	
1066657	1604700	8/26/2015	270	2,500,000.00	
1066642	152800801	8/26/2015	270	2,000,000.00	
1066299	1604632	8/26/2015	270	1,395,717.79	
1066630	1604665	8/26/2015	270	1,335,436.20	
1066622	1604662	8/26/2015	270	710,110.62	
1066659	1604701	8/26/2015	270	552,000.00	
1066627	1604664	8/26/2015	270	447,015.34	
1066623	1604663	8/26/2015	270	108,300.54	
1066611	1604656	8/26/2015	270	90,149.93	
1066634	1604684	8/26/2015	270	89,917.09	
1066610	1604655	8/26/2015	270	46,459.28	
1066294	1604630	8/26/2015	270	19,666.87	
1066300	1604622	8/26/2015	270	13,729.32	
1066296	1604621	8/26/2015	270	13,160.51	
1066586	152700811 AIRS DE	8/26/2015	270	11,985.00	

Run Date: 12/31/2015
 Run Time: 3:29:02PM

Demand Account Activity

Start Date: 7/1/2015 End Date: 12/31/2015

Page: 67
 User: 0

Jnl. Entry	Ref #	Trx. Date	Ledger	Debit Amount	Credit Amount
1066619	1604660	8/26/2015	270	11,095.08	
1066609	1604654	8/26/2015	270	10,970.74	
1066613	1604657	8/26/2015	270	9,623.28	
1066286	1604623	8/26/2015	270	5,279.00	
1066293	1604626	8/26/2015	270	4,361.68	
1066633	1604680	8/26/2015	270	4,161.50	
1066290	1604625	8/26/2015	270	2,884.00	
1066615	1604658	8/26/2015	270	2,842.38	
1066635	1604666	8/26/2015	270	2,017.75	
1066287	1604624	8/26/2015	270	1,922.77	
1066295	1604627	8/26/2015	270	1,548.00	
1066592	1604639	8/26/2015	270	1,427.25	
1066594	1604641	8/26/2015	270	1,195.00	
1066617	1604659	8/26/2015	270	1,163.52	
1066583	152700808 AIRS D€	8/26/2015	270	1,132.62	
1066584	152700809 AIRS D€	8/26/2015	270	1,128.18	
1066596	1604643	8/26/2015	270	1,049.00	
1066289	1604628	8/26/2015	270	974.75	
1066654	1604697	8/26/2015	270	779.60	
1066632	1604679	8/26/2015	270	663.89	
1066620	1604661	8/26/2015	270	545.00	
1066585	152700810 AIRS D€	8/26/2015	270	525.00	
1066288	1604619	8/26/2015	270	435.00	
1066291	1604620	8/26/2015	270	394.00	
1066651	1604694	8/26/2015	270	270.00	
1066595	1604642	8/26/2015	270	230.00	
1066591	1604638	8/26/2015	270	183.70	
1066652	1604695	8/26/2015	270	153.00	
1066597	1604644	8/26/2015	270	140.00	
1066636	1604667	8/26/2015	270	132.81	
1066282	1604699	8/26/2015	270	117.00	
1066593	1604640	8/26/2015	270	110.00	
1066655	1604698	8/26/2015	270	70.00	
1066656	1604696	8/26/2015	270	27.00	
1066297	1604631	8/26/2015	270	11.50	
1066631	1604678	8/26/2015	270	10.58	
1066604	DFA EFT REV	8/26/2015	270		59,681.75
1066568	152700801	8/26/2015	270		65,587,000.00
1066570	152700802	8/26/2015	270		2,572,450.94
1066588	152700806	8/26/2015	270		120,000.00
1066640	152700812	8/26/2015	270		18,012,315.36
1067048	1604797	8/27/2015	270	56,444,074.74	
1066709	152700807 AIRS TA	8/27/2015	270	26,197,824.49	
1066695	153000803	8/27/2015	270	14,000,000.00	
1066961	1604722	8/27/2015	270	7,278,179.56	
1066966	1604724	8/27/2015	270	4,066,945.57	
1066967	1604737	8/27/2015	270	462,862.61	
1066986	1604749	8/27/2015	270	280,571.75	
1067046	1604795	8/27/2015	270	266,021.06	
1066964	1604736	8/27/2015	270	250,929.58	
1066988	1604750	8/27/2015	270	192,425.00	
1066962	1604735	8/27/2015	270	173,332.59	
1067045	1604794	8/27/2015	270	143,102.12	
1067014	1604774	8/27/2015	270	139,466.24	
1067036	1604790	8/27/2015	270	111,153.80	
1067042	1604792	8/27/2015	270	62,490.28	

Run Date: 12/31/2015
 Run Time: 3:29:02PM

Demand Account Activity

Page: 68
 User: 0

Start Date: 7/1/2015 End Date: 12/31/2015

Jnl. Entry	Ref #	Trx. Date	Ledger	Debit Amount	Credit Amount
1066963	1604723	8/27/2015	270	57,337.50	
1067047	1604796	8/27/2015	270	55,981.70	
1066954	1604725	8/27/2015	270	33,672.50	
1067044	1604793	8/27/2015	270	29,547.00	
1066951	1604733	8/27/2015	270	20,517.41	
1067040	1604791	8/27/2015	270	19,096.18	
1066984	Back Out Journal Er	8/27/2015	270	19,005.82	
1067043	1604831	8/27/2015	270	14,209.08	
1066973	1604741	8/27/2015	270	11,324.94	
1066993	1604753	8/27/2015	270	10,339.50	
1067015	1604775	8/27/2015	270	8,339.74	
1067017	1604777	8/27/2015	270	7,072.48	
1067016	1604776	8/27/2015	270	6,881.00	
1066991	1604751	8/27/2015	270	4,980.00	
1066712	152700809 AIRS DC	8/27/2015	270	4,078.67	
1067013	1604773	8/27/2015	270	3,720.02	
1067018	1604778	8/27/2015	270	2,758.93	
1067049	1604798	8/27/2015	270	2,465.12	
1066968	1604738	8/27/2015	270	2,259.00	
1067019	1604779	8/27/2015	270	2,069.00	
1066970	1604739	8/27/2015	270	1,677.41	
1066995	1604755	8/27/2015	270	1,369.75	
1066960	1604727	8/27/2015	270	1,355.00	
1066711	152700808 AIRS TA	8/27/2015	270	1,283.91	
1067028	1604787	8/27/2015	270	1,080.75	
1066992	1604752	8/27/2015	270	960.00	
1067020	1604780	8/27/2015	270	903.50	
1066994	1604754	8/27/2015	270	820.00	
1067029	1604788	8/27/2015	270	722.50	
1066965	1604728	8/27/2015	270	625.00	
1067022	1604782	8/27/2015	270	575.00	
1066971	1604729	8/27/2015	270	500.00	
1067075	1604824	8/27/2015	270	498.77	
1067032	1604789	8/27/2015	270	397.40	
1066956	1604726	8/27/2015	270	300.00	
1067021	1604781	8/27/2015	270	292.00	
1066955	1604720	8/27/2015	270	174.09	
1066996	1604756	8/27/2015	270	155.00	
1066972	1604740	8/27/2015	270	126.00	
1067023	1604783	8/27/2015	270	120.00	
1066976	1604731	8/27/2015	270	110.00	
1066975	1604730	8/27/2015	270	100.00	
1067024	1604784	8/27/2015	270	90.00	
1066957	1604734	8/27/2015	270	84.84	
1066958	1604721	8/27/2015	270	65.85	
1067025	1604785	8/27/2015	270	32.00	
1066953	1604719	8/27/2015	270	31.73	
1066977	1604732	8/27/2015	270	12.75	
1067026	1604786	8/27/2015	270	4.00	
1066959	DFA EFT REV 8/27/	8/27/2015	270		19,005.82
1066987	DFA EFT REV 8-27-	8/27/2015	270		19,005.82
1066714	152700802	8/27/2015	270		19,227,833.59
1066697	153000801	8/27/2015	270		6,459,000.00
1067051	152700803	8/27/2015	270		66,701,957.32
1067092	152700810	8/27/2015	270		8,000,000.00
1067069	152700811	8/27/2015	270		10,000,000.00

Run Date: 12/31/2015
Run Time: 3:29:02PM

Demand Account Activity

Start Date: 7/1/2015 End Date: 12/31/2015

Page: 69
User: 0

Jnl. Entry	Ref #	Trx. Date	Ledger	Debit Amount	Credit Amount
1067402	152700802	8/28/2015	270	244,224,966.18	
1067466	152800801	8/28/2015	270	27,000,000.00	
1067510	Back Out Journal Er	8/28/2015	270	26,000,000.00	
1067511	Correct Journal Entr	8/28/2015	270	26,000,000.00	
1067509	152300801	8/28/2015	270	9,000,000.00	
1067119	153000803	8/28/2015	270	7,000,000.00	
1067390	1604928	8/28/2015	270	4,992,907.64	
1067356	152700807 AIRS TA	8/28/2015	270	3,859,258.36	
1067440	1604929	8/28/2015	270	1,549,702.89	
1067417	1604906	8/28/2015	270	551,759.92	
1067429	1604918	8/28/2015	270	476,733.12	
1067505	1604970	8/28/2015	270	187,937.90	
1067378	1604870	8/28/2015	270	180,879.38	
1067503	1604968	8/28/2015	270	133,624.00	
1067430	1604919	8/28/2015	270	126,238.50	
1067380	1604871	8/28/2015	270	116,578.79	
1067431	1604920	8/28/2015	270	110,986.74	
1067357	152700808 AIRS TA	8/28/2015	270	88,064.42	
1067404	1604894	8/28/2015	270	87,416.54	
1067373	1604867	8/28/2015	270	45,873.26	
1067504	1604969	8/28/2015	270	40,600.00	
1067364	1604866	8/28/2015	270	38,450.87	
1067480	1604959	8/28/2015	270	35,000.00	
1067405	1604895	8/28/2015	270	30,415.53	
1067406	1604896	8/28/2015	270	27,081.55	
1067407	1604897	8/28/2015	270	25,948.34	
1067416	1604905	8/28/2015	270	20,380.00	
1067418	1604907	8/28/2015	270	16,908.63	
1067438	1604927	8/28/2015	270	13,596.53	
1067359	152700810 AIRS DE	8/28/2015	270	8,220.30	
1067399	1604890	8/28/2015	270	8,082.83	
1067485	1604960	8/28/2015	270	7,437.75	
1067441	1604930	8/28/2015	270	6,509.03	
1067376	1604868	8/28/2015	270	5,390.16	
1067388	1604880	8/28/2015	270	4,650.75	
1067103	1604841	8/28/2015	270	4,646.00	
1067428	1604917	8/28/2015	270	4,417.54	
1067358	152700809 AIRS DE	8/28/2015	270	4,170.48	
1067379	1604872	8/28/2015	270	4,042.35	
1067377	1604869	8/28/2015	270	2,996.38	
1067408	1604898	8/28/2015	270	2,423.33	
1067414	1604903	8/28/2015	270	2,345.00	
1067489	1604962	8/28/2015	270	1,989.02	
1067487	1604961	8/28/2015	270	1,810.00	
1067420	1604909	8/28/2015	270	1,735.70	
1067392	1604882	8/28/2015	270	1,360.00	
1067409	1604899	8/28/2015	270	1,308.00	
1067394	1604884	8/28/2015	270	956.75	
1067371	1604862	8/28/2015	270	905.47	
1067411	1604900	8/28/2015	270	846.96	
1067457	1604942	8/28/2015	270	550.00	
1067102	1604839	8/28/2015	270	475.00	
1067506	1604971	8/28/2015	270	450.00	
1067435	1604924	8/28/2015	270	450.00	
1067419	1604908	8/28/2015	270	442.50	
1067374	1604864	8/28/2015	270	411.06	

Run Date: 12/31/2015
 Run Time: 3:29:02PM

Demand Account Activity

Page: 70
 User: 0

Start Date: 7/1/2015 End Date: 12/31/2015

Jnl. Entry	Ref #	Trx. Date	Ledger	Debit Amount	Credit Amount
1067370	1604861	8/28/2015	270	390.00	
1067389	1604881	8/28/2015	270	370.00	
1067117	1604853	8/28/2015	270	365.80	
1067367	1604858	8/28/2015	270	340.00	
1067415	1604904	8/28/2015	270	331.00	
1067362	1604854	8/28/2015	270	329.78	
1067393	1604883	8/28/2015	270	260.00	
1067412	1604901	8/28/2015	270	250.00	
1067432	1604921	8/28/2015	270	213.87	
1067456	1604941	8/28/2015	270	200.00	
1067459	1604944	8/28/2015	270	200.00	
1067368	1604859	8/28/2015	270	150.00	
1067434	1604923	8/28/2015	270	150.00	
1067396	1604885	8/28/2015	270	145.00	
1067460	1604945	8/28/2015	270	140.00	
1067413	1604902	8/28/2015	270	115.00	
1067105	1604843	8/28/2015	270	90.00	
1067436	1604925	8/28/2015	270	90.00	
1067458	1604943	8/28/2015	270	90.00	
1067104	1604842	8/28/2015	270	52.99	
1067369	1604860	8/28/2015	270	50.00	
1067372	1604863	8/28/2015	270	34.61	
1067433	1604922	8/28/2015	270	33.52	
1067363	1604855	8/28/2015	270	24.28	
1067365	1604856	8/28/2015	270	24.23	
1067442	1604931	8/28/2015	270	24.15	
1067366	1604857	8/28/2015	270	18.00	
1067437	1604926	8/28/2015	270	17.44	
1067121	DFA EFT REV 8/28/	8/28/2015	270		25,340.86
1067469	152700815	8/28/2015	270		322,803,311.02
1067120	152700801	8/28/2015	270		3,934,000.00
1067403	152600801	8/28/2015	270		26,000,000.00
1067850	152800801	8/31/2015	270	56,000,000.00	
1067525	152700801	8/31/2015	270	11,000,000.00	
1067536	152700807 AIRS TA	8/31/2015	270	2,408,283.32	
1067894	1605046	8/31/2015	270	1,511,306.81	
1067837	1605004	8/31/2015	270	547,915.17	
1067889	1605055	8/31/2015	270	259,005.80	
1067892	1605056	8/31/2015	270	116,757.79	
1067898	1605052	8/31/2015	270	112,918.90	
1067526	152700802	8/31/2015	270	101,099.97	
1067835	1605003	8/31/2015	270	90,600.00	
1067884	1605042	8/31/2015	270	50,541.03	
1067520	1604979	8/31/2015	270	44,304.39	
1067907	1605065	8/31/2015	270	29,886.30	
1067768	1604986	8/31/2015	270	28,351.16	
1067885	1605043	8/31/2015	270	25,039.52	
1067888	1605045	8/31/2015	270	16,025.23	
1067901	1605053	8/31/2015	270	14,765.63	
1067834	1605002	8/31/2015	270	12,000.00	
1067873	1605054	8/31/2015	270	10,683.46	
1067887	1605044	8/31/2015	270	8,679.71	
1071521	Back Out Journal Er	8/31/2015	270	8,271.46	
1067883	1605041	8/31/2015	270	8,149.07	
1067902	1605059	8/31/2015	270	4,915.96	
1067537	152700808 AIRS TA	8/31/2015	270	4,694.51	

Run Date: 12/31/2015
 Run Time: 3:29:02PM

Demand Account Activity

Start Date: 7/1/2015 End Date: 12/31/2015

Page: 71
 User: 0

Jnl. Entry	Ref #	Trx. Date	Ledger	Debit Amount	Credit Amount
1067917	1605047	8/31/2015	270	4,473.70	
1067832	1605001	8/31/2015	270	4,446.00	
1067839	1605005	8/31/2015	270	4,052.00	
1067893	1605050	8/31/2015	270	3,239.64	
1067897	1605057	8/31/2015	270	2,583.60	
1067900	1605058	8/31/2015	270	2,582.00	
1067891	1605049	8/31/2015	270	2,444.00	
1067830	1605000	8/31/2015	270	2,345.00	
1067765	1604985	8/31/2015	270	2,181.81	
1067910	1605071	8/31/2015	270	1,671.52	
1067874	1605060	8/31/2015	270	1,631.26	
1067842	1605007	8/31/2015	270	1,595.00	
1067528	1604984	8/31/2015	270	1,276.67	
1067904	1605068	8/31/2015	270	921.13	
1067913	1605067	8/31/2015	270	855.00	
1067895	1605051	8/31/2015	270	607.20	
1067909	1605066	8/31/2015	270	502.50	
1067871	1605040	8/31/2015	270	500.00	
1067769	1604983	8/31/2015	270	469.49	
1067903	1605064	8/31/2015	270	431.75	
1067538	152700809 AIRS DE	8/31/2015	270	332.04	
1067841	1605006	8/31/2015	270	320.00	
1067843	1605008	8/31/2015	270	310.00	
1067844	1605009	8/31/2015	270	269.25	
1067896	1605062	8/31/2015	270	210.00	
1067886	1605048	8/31/2015	270	164.25	
1067906	1605069	8/31/2015	270	66.43	
1067845	1605010	8/31/2015	270	40.00	
1067899	1605063	8/31/2015	270	24.00	
1067764	1604981	8/31/2015	270	20.00	
1067908	1605070	8/31/2015	270	20.00	
1067890	1605061	8/31/2015	270	16.00	
1067767	1604982	8/31/2015	270	8.50	
1067911	1605072	8/31/2015	270	6.00	
1067821	DFA EFT REV 8/31/	8/31/2015	270		5,885.95
1067824	152700810	8/31/2015	270		56,266,034.94
1067527	152700803	8/31/2015	270		1,872,000.00
1067929	152700815	8/31/2015	270		12,481,291.06
1069881	DFA EFT REV 9/3/1	8/31/2015	270		8,271.46
1068312	152600901	9/1/2015	270	33,000,000.00	
1067956	152700802	9/1/2015	270	4,000,000.00	
1068284	1605190	9/1/2015	270	3,303,000.00	
1067954	153000803	9/1/2015	270	2,000,000.00	
1068272	1605174	9/1/2015	270	1,911,369.21	
1068275	1605176	9/1/2015	270	1,478,190.10	
1068309	152300901	9/1/2015	270	1,000,000.00	
1068262	1605163	9/1/2015	270	527,753.92	
1068258	1605159	9/1/2015	270	507,360.54	
1068229	1605121	9/1/2015	270	330,239.03	
1068226	1605118	9/1/2015	270	318,894.11	
1068228	1605120	9/1/2015	270	288,748.86	
1068227	1605119	9/1/2015	270	288,374.39	
1068271	1605173	9/1/2015	270	269,726.22	
1068213	1605125	9/1/2015	270	269,647.30	
1068274	1605175	9/1/2015	270	201,480.24	
1068265	1605165	9/1/2015	270	136,846.10	

Run Date: 12/31/2015
 Run Time: 3:29:02PM

Demand Account Activity

Page: 72
 User: 0

Start Date: 7/1/2015 End Date: 12/31/2015

Jnl. Entry	Ref #	Trx. Date	Ledger	Debit Amount	Credit Amount
1068279	1605180	9/1/2015	270	119,834.00	
1067965	1605130	9/1/2015	270	63,985.38	
1068267	1605167	9/1/2015	270	51,287.69	
1068233	1605129	9/1/2015	270	42,432.80	
1068266	1605166	9/1/2015	270	42,053.04	
1068210	1605124	9/1/2015	270	31,023.83	
1068230	1605122	9/1/2015	270	30,906.63	
1068203	1605123	9/1/2015	270	28,692.92	
1068207	1605108	9/1/2015	270	25,787.38	
1068291	1605191	9/1/2015	270	24,888.79	
1068259	1605160	9/1/2015	270	23,472.43	
1068276	1605177	9/1/2015	270	23,062.31	
1068214	1605132	9/1/2015	270	14,794.52	
1068215	1605112	9/1/2015	270	11,406.95	
1068208	1605109	9/1/2015	270	11,189.64	
1068256	1605157	9/1/2015	270	11,013.26	
1068232	1605128	9/1/2015	270	9,797.38	
1068257	1605158	9/1/2015	270	9,797.05	
1068264	1605164	9/1/2015	270	9,562.44	
1068269	1605170	9/1/2015	270	9,114.90	
1068238	1605168	9/1/2015	270	6,375.96	
1068206	1605107	9/1/2015	270	6,015.95	
1068209	1605110	9/1/2015	270	5,279.97	
1068260	1605161	9/1/2015	270	5,229.45	
1068231	1605127	9/1/2015	270	4,311.90	
1068216	1605126	9/1/2015	270	4,265.55	
1068219	1605134	9/1/2015	270	3,491.50	
1068281	1605185	9/1/2015	270	1,940.00	
1068261	1605162	9/1/2015	270	1,869.08	
1068268	1605172	9/1/2015	270	1,327.90	
1068270	1605171	9/1/2015	270	1,190.00	
1068223	1605115	9/1/2015	270	1,021.50	
1068220	1605113	9/1/2015	270	735.00	
1068277	1605178	9/1/2015	270	570.37	
1068211	1605131	9/1/2015	270	559.90	
1068212	1605111	9/1/2015	270	482.99	
1068283	1605186	9/1/2015	270	400.00	
1068278	1605179	9/1/2015	270	342.62	
1068224	1605116	9/1/2015	270	150.00	
1068217	1605133	9/1/2015	270	125.00	
1068222	1605114	9/1/2015	270	60.00	
1068290	1605169	9/1/2015	270	12.00	
1068225	1605117	9/1/2015	270	4.00	
1068201	152700903	9/1/2015	270		17,589,855.80
1067955	152700801	9/1/2015	270		34,196,676.00
1068607	153990901	9/2/2015	270	80,327,414.48	
1068612	152700907 AIRS TA	9/2/2015	270	9,999,449.00	
1068602	153000903	9/2/2015	270	7,000,000.00	
1068643	1605255	9/2/2015	270	3,288,025.11	
1068606	152700902	9/2/2015	270	1,459,702.00	
1068716	1605319	9/2/2015	270	1,384,045.14	
1068641	1605253	9/2/2015	270	1,018,376.56	
1068585	1605218	9/2/2015	270	904,477.68	
1068719	1605320	9/2/2015	270	675,170.34	
1068640	1605252	9/2/2015	270	492,852.00	
1068593	1605224	9/2/2015	270	402,780.00	

Run Date: 12/31/2015
 Run Time: 3:29:02PM

Demand Account Activity

Start Date: 7/1/2015 End Date: 12/31/2015

Page: 73
 User: 0

Jnl. Entry	Ref #	Trx. Date	Ledger	Debit Amount	Credit Amount
1068579	1605216	9/2/2015	270	357,203.14	
1068642	1605254	9/2/2015	270	315,839.11	
1068599	1605228	9/2/2015	270	262,500.00	
1068647	1605259	9/2/2015	270	243,265.32	
1068596	1605226	9/2/2015	270	127,145.55	
1068588	1605219	9/2/2015	270	103,430.18	
1068594	1605225	9/2/2015	270	94,480.05	
1068658	1605269	9/2/2015	270	74,907.57	
1068613	152700908 AIRS TA	9/2/2015	270	42,365.02	
1068720	1605321	9/2/2015	270	39,547.11	
1068598	1605227	9/2/2015	270	28,355.47	
1068707	1605313	9/2/2015	270	25,790.58	
1068614	152700909 AIRS DE	9/2/2015	270	23,887.43	
1068650	1605262	9/2/2015	270	15,080.76	
1068649	1605261	9/2/2015	270	9,914.43	
1068582	1605217	9/2/2015	270	9,660.00	
1068327	1605220	9/2/2015	270	9,157.82	
1068648	1605260	9/2/2015	270	8,394.50	
1068706	1605312	9/2/2015	270	7,940.00	
1068326	1605212	9/2/2015	270	6,749.11	
1068583	1605221	9/2/2015	270	6,031.00	
1068667	1605278	9/2/2015	270	3,784.62	
1068592	1605263	9/2/2015	270	3,723.05	
1068644	1605256	9/2/2015	270	3,586.03	
1068646	1605258	9/2/2015	270	3,296.66	
1068663	1605274	9/2/2015	270	3,273.50	
1068668	1605279	9/2/2015	270	3,014.00	
1068678	1605289	9/2/2015	270	2,935.00	
1068584	1605214	9/2/2015	270	2,500.00	
1068656	1605268	9/2/2015	270	2,358.50	
1068645	1605257	9/2/2015	270	2,310.00	
1068600	1605271	9/2/2015	270	2,139.72	
1068672	1605283	9/2/2015	270	1,790.00	
1068661	1605272	9/2/2015	270	1,760.00	
1068615	152700910 AIRS DE	9/2/2015	270	1,551.67	
1068581	1605213	9/2/2015	270	1,455.00	
1068590	1605230	9/2/2015	270	1,399.96	
1068670	1605281	9/2/2015	270	1,162.25	
1068637	1605249	9/2/2015	270	950.00	
1068586	1605222	9/2/2015	270	840.00	
1068676	1605287	9/2/2015	270	637.00	
1068659	1605270	9/2/2015	270	590.00	
1068653	1605266	9/2/2015	270	523.25	
1068589	1605223	9/2/2015	270	493.52	
1068654	1605267	9/2/2015	270	417.25	
1068677	1605288	9/2/2015	270	405.00	
1068638	1605250	9/2/2015	270	350.00	
1068662	1605273	9/2/2015	270	340.00	
1068673	1605284	9/2/2015	270	340.00	
1068651	1605264	9/2/2015	270	302.00	
1068664	1605275	9/2/2015	270	260.00	
1068669	1605280	9/2/2015	270	240.00	
1068665	1605276	9/2/2015	270	222.50	
1068674	1605285	9/2/2015	270	175.00	
1068639	1605251	9/2/2015	270	140.00	
1068671	1605282	9/2/2015	270	140.00	

Run Date: 12/31/2015
 Run Time: 3:29:02PM

Demand Account Activity

Start Date: 7/1/2015 End Date: 12/31/2015

Page: 74
 User: 0

Jnl. Entry	Ref #	Trx. Date	Ledger	Debit Amount	Credit Amount
1068652	1605265	9/2/2015	270	112.56	
1068666	1605277	9/2/2015	270	60.00	
1068587	1605215	9/2/2015	270	50.00	
1068686	1605293	9/2/2015	270	49.05	
1068675	1605286	9/2/2015	270	4.25	
1068605	152700901	9/2/2015	270		94,480.05
1068701	152700903	9/2/2015	270		14,173,729.26
1068714	152700909	9/2/2015	270		36,000,000.00
1068700	152700910	9/2/2015	270		59,000,000.00
1069882	1605386	9/3/2015	270	45,916,908.35	
1068769	153000904	9/3/2015	270	10,000,000.00	
1069858	152700907 AIRS TA	9/3/2015	270	9,057,126.40	
1068775	152700901	9/3/2015	270	4,000,000.00	
1069923	152300902	9/3/2015	270	1,000,000.00	
1069880	1605385	9/3/2015	270	956,658.59	
1068728	1605329	9/3/2015	270	800,000.00	
1068771	1605363	9/3/2015	270	750,000.00	
1068754	1605349	9/3/2015	270	422,563.92	
1069934	1605434	9/3/2015	270	298,172.29	
1069888	1605392	9/3/2015	270	195,858.50	
1068755	1605350	9/3/2015	270	183,028.17	
1068772	1605364	9/3/2015	270	180,820.34	
1068747	1605343	9/3/2015	270	166,263.74	
1068773	1605365	9/3/2015	270	145,300.02	
1069883	1605387	9/3/2015	270	103,018.10	
1068748	1605344	9/3/2015	270	93,822.94	
1068750	1605345	9/3/2015	270	86,770.20	
1068751	1605346	9/3/2015	270	61,000.00	
1068742	1605339	9/3/2015	270	57,787.88	
1068744	1605340	9/3/2015	270	44,131.70	
1069865	1605371	9/3/2015	270	36,944.00	
1069866	1605372	9/3/2015	270	19,030.61	
1069877	1605383	9/3/2015	270	18,390.00	
1069859	152700908 AIRS TA	9/3/2015	270	17,456.35	
1069884	1605388	9/3/2015	270	16,207.30	
1068752	1605347	9/3/2015	270	15,400.30	
1069868	1605373	9/3/2015	270	11,997.48	
1069869	1605374	9/3/2015	270	11,731.33	
1068762	1605357	9/3/2015	270	11,487.00	
1068745	1605341	9/3/2015	270	7,276.29	
1069885	1605389	9/3/2015	270	7,153.04	
1069886	1605390	9/3/2015	270	7,133.12	
1068729	1605330	9/3/2015	270	6,619.00	
1069878	1605384	9/3/2015	270	6,254.03	
1069870	1605375	9/3/2015	270	4,742.14	
1069867	1605407	9/3/2015	270	3,797.41	
1068753	1605348	9/3/2015	270	3,791.20	
1068764	1605360	9/3/2015	270	3,529.64	
1068759	1605354	9/3/2015	270	3,360.00	
1068767	1605362	9/3/2015	270	2,958.90	
1068727	1605328	9/3/2015	270	1,677.41	
1068746	1605342	9/3/2015	270	1,448.08	
1069905	1605410	9/3/2015	270	1,302.00	
1068766	1605361	9/3/2015	270	1,260.00	
1069860	152700909 AIRS DE	9/3/2015	270	1,256.76	
1068757	1605352	9/3/2015	270	1,026.50	

Run Date: 12/31/2015
 Run Time: 3:29:02PM

Demand Account Activity

Page: 75
 User: 0

Start Date: 7/1/2015 End Date: 12/31/2015

Jnl. Entry	Ref #	Trx. Date	Ledger	Debit Amount	Credit Amount
1069919	1605422	9/3/2015	270	1,002.28	
1069863	1605370	9/3/2015	270	984.95	
1068761	1605356	9/3/2015	270	920.00	
1069903	1605408	9/3/2015	270	800.00	
1068760	1605355	9/3/2015	270	630.00	
1069861	1605369	9/3/2015	270	477.50	
1069933	1605433	9/3/2015	270	450.00	
1069862	152700910 AIRS D€	9/3/2015	270	269.00	
1068758	1605353	9/3/2015	270	130.00	
1069904	1605409	9/3/2015	270	21.60	
1069887	1605391	9/3/2015	270	21.15	
1068776	152700902	9/3/2015	270		4,000,000.00
1068777	152700903	9/3/2015	270		56,787,353.75
1069864	152700911	9/3/2015	270		13,938,386.01
1070246	152700911	9/4/2015	270	120,986,989.98	
1070368	Correct Journal Entr	9/4/2015	270	15,000,000.00	
1070365	152800903	9/4/2015	270	14,000,000.00	
1070366	Correct Journal Entr	9/4/2015	270	11,000,000.00	
1070213	152700904	9/4/2015	270	10,000,000.00	
1070347	152600902	9/4/2015	270	10,000,000.00	
1070237	152700907 AIRS TA	9/4/2015	270	4,445,788.94	
1070210	152700902	9/4/2015	270	2,100,000.00	
1070356	152300901	9/4/2015	270	1,000,000.00	
1070266	1605505	9/4/2015	270	533,053.13	
1070267	1605506	9/4/2015	270	506,334.90	
1070268	1605507	9/4/2015	270	423,524.00	
1070208	152700901	9/4/2015	270	200,000.00	
1070240	152700909 AIRS D€	9/4/2015	270	177,357.87	
1070191	1605457	9/4/2015	270	167,856.24	
1070327	1605574	9/4/2015	270	147,765.26	
1069962	1605573	9/4/2015	270	68,201.48	
1070238	152700908 AIRS TA	9/4/2015	270	62,344.85	
1070201	1605467	9/4/2015	270	56,769.00	
1070358	1605585	9/4/2015	270	55,040.00	
1070297	1605532	9/4/2015	270	53,903.80	
1070202	1605468	9/4/2015	270	37,291.67	
1070282	1605520	9/4/2015	270	37,265.20	
1070363	1605590	9/4/2015	270	36,182.90	
1070209	1605473	9/4/2015	270	31,937.27	
1070203	1605469	9/4/2015	270	31,208.00	
1070359	1605586	9/4/2015	270	26,320.00	
1070272	1605511	9/4/2015	270	23,665.40	
1070320	1605565	9/4/2015	270	17,380.21	
1070322	1605566	9/4/2015	270	16,796.19	
1070200	1605466	9/4/2015	270	12,550.68	
1070291	1605563	9/4/2015	270	12,197.50	
1070330	1605567	9/4/2015	270	11,359.28	
1070270	1605509	9/4/2015	270	11,039.66	
1070243	152700910 AIRS D€	9/4/2015	270	10,230.54	
1070197	1605463	9/4/2015	270	10,206.07	
1070360	1605587	9/4/2015	270	9,000.00	
1070198	1605464	9/4/2015	270	8,852.28	
1070333	1605568	9/4/2015	270	6,898.44	
1070269	1605508	9/4/2015	270	6,856.01	
1070281	1605519	9/4/2015	270	6,667.99	
1070318	1605564	9/4/2015	270	6,504.00	

Run Date: 12/31/2015
 Run Time: 3:29:02PM

Demand Account Activity

Start Date: 7/1/2015 End Date: 12/31/2015

Page: 76
 User: 0

Jnl. Entry	Ref #	Trx. Date	Ledger	Debit Amount	Credit Amount
1070283	1605521	9/4/2015	270	5,520.31	
1070284	1605522	9/4/2015	270	4,494.00	
1070285	1605523	9/4/2015	270	4,327.42	
1070247	1605486	9/4/2015	270	4,131.75	
1070337	1605570	9/4/2015	270	3,408.00	
1070361	1605588	9/4/2015	270	3,158.00	
1070286	1605524	9/4/2015	270	2,710.00	
1070249	1605488	9/4/2015	270	2,360.00	
1070204	1605470	9/4/2015	270	1,351.00	
1070295	1605530	9/4/2015	270	1,234.30	
1070251	1605490	9/4/2015	270	1,167.75	
1070241	1605482	9/4/2015	270	997.26	
1070265	1605504	9/4/2015	270	969.76	
1070340	1605578	9/4/2015	270	850.00	
1070335	1605569	9/4/2015	270	640.19	
1070338	1605577	9/4/2015	270	640.00	
1070188	1605455	9/4/2015	270	608.00	
1070287	1605525	9/4/2015	270	462.76	
1070250	1605489	9/4/2015	270	460.00	
1070206	1605471	9/4/2015	270	420.00	
1070288	1605526	9/4/2015	270	395.00	
1070345	Correct Journal Entr	9/4/2015	270	385.30	
1070329	1605575	9/4/2015	270	365.00	
1070248	1605487	9/4/2015	270	330.00	
1070242	1605483	9/4/2015	270	250.00	
1070296	1605531	9/4/2015	270	237.50	
1070189	1605456	9/4/2015	270	227.64	
1070244	1605484	9/4/2015	270	200.00	
1070362	1605589	9/4/2015	270	170.50	
1070289	1605527	9/4/2015	270	170.00	
1070190	1605529	9/4/2015	270	160.00	
1070252	1605491	9/4/2015	270	155.00	
1070207	1605472	9/4/2015	270	150.00	
1070227	1605480	9/4/2015	270	150.00	
1070245	1605485	9/4/2015	270	140.00	
1070339	1605571	9/4/2015	270	130.20	
1070290	1605528	9/4/2015	270	103.00	
1070194	1605460	9/4/2015	270	90.00	
1070195	1605461	9/4/2015	270	70.00	
1070239	1605481	9/4/2015	270	50.00	
1070336	1605576	9/4/2015	270	50.00	
1070196	1605462	9/4/2015	270	47.50	
1070271	1605510	9/4/2015	270	37.90	
1070199	1605465	9/4/2015	270	34.32	
1070192	1605458	9/4/2015	270	6.00	
1070193	1605459	9/4/2015	270	4.25	
1070219	DFA EFT REV 9/4/1	9/4/2015	270		13,512.58
1070294	152700914	9/4/2015	270		164,150,238.62
1070212	152700903	9/4/2015	270		2,411,000.00
1070303	Back Out Journal Er	9/4/2015	270		177,357.87
1070357	Back Out Journal Er	9/4/2015	270		10,000,000.00
1070367	Back Out Journal Er	9/4/2015	270		14,000,000.00
1070567	152700901	9/8/2015	270	60,953,708.00	
1070705	152700903	9/8/2015	270	59,500,000.00	
1070382	153000903	9/8/2015	270	9,000,000.00	
1070625	152700907 AIRS TA	9/8/2015	270	4,863,616.89	

Run Date: 12/31/2015
 Run Time: 3:29:02PM

Demand Account Activity

Page: 77
 User: 0

Start Date: 7/1/2015 End Date: 12/31/2015

Jnl. Entry	Ref #	Trx. Date	Ledger	Debit Amount	Credit Amount
1070679	1605640	9/8/2015	270	2,597,200.59	
1070724	1605673	9/8/2015	270	1,307,000.00	
1070680	1605641	9/8/2015	270	433,191.28	
1070729	1605678	9/8/2015	270	236,868.80	
1070719	1605672	9/8/2015	270	212,301.23	
1070668	1605636	9/8/2015	270	181,079.60	
1070639	1605610	9/8/2015	270	151,894.87	
1070681	1605642	9/8/2015	270	149,592.55	
1070633	1605609	9/8/2015	270	92,562.27	
1070670	1605638	9/8/2015	270	66,193.19	
1070682	1605643	9/8/2015	270	43,770.00	
1070635	1605603	9/8/2015	270	43,428.85	
1070376	1605599	9/8/2015	270	40,000.00	
1070631	1605602	9/8/2015	270	36,150.08	
1070648	1605618	9/8/2015	270	25,140.52	
1070644	1605644	9/8/2015	270	24,772.62	
1070684	1605645	9/8/2015	270	14,307.71	
1070377	1605600	9/8/2015	270	12,195.34	
1070629	1605601	9/8/2015	270	11,539.00	
1070685	1605646	9/8/2015	270	10,846.50	
1070717	1605671	9/8/2015	270	7,856.63	
1070669	1605637	9/8/2015	270	5,903.10	
1070678	1605674	9/8/2015	270	4,019.50	
1070656	1605623	9/8/2015	270	3,483.00	
1070627	152700909 AIRS DE	9/8/2015	270	2,960.00	
1070686	1605647	9/8/2015	270	2,511.00	
1070650	1605619	9/8/2015	270	1,637.70	
1070658	1605625	9/8/2015	270	1,590.00	
1070687	1605648	9/8/2015	270	1,314.00	
1070660	1605627	9/8/2015	270	1,197.00	
1070677	1605639	9/8/2015	270	970.67	
1070692	1605659	9/8/2015	270	821.37	
1070646	1605660	9/8/2015	270	716.07	
1070700	1605666	9/8/2015	270	697.25	
1070626	152700908 AIRS DE	9/8/2015	270	483.02	
1070701	1605667	9/8/2015	270	467.50	
1070732	1605677	9/8/2015	270	375.20	
1070659	1605626	9/8/2015	270	300.00	
1070657	1605624	9/8/2015	270	280.00	
1070651	1605620	9/8/2015	270	265.00	
1070640	1605611	9/8/2015	270	225.00	
1070654	1605622	9/8/2015	270	187.18	
1070380	1605606	9/8/2015	270	160.00	
1070661	1605628	9/8/2015	270	135.00	
1070636	1605604	9/8/2015	270	85.00	
1070694	1605661	9/8/2015	270	79.43	
1070637	1605605	9/8/2015	270	47.50	
1070696	1605662	9/8/2015	270	24.00	
1070697	1605663	9/8/2015	270	24.00	
1070698	1605664	9/8/2015	270	8.00	
1070699	1605665	9/8/2015	270	4.00	
1070568	152700902	9/8/2015	270		89,849,551.00
1070647	DFA EFT REV 9/8/1	9/8/2015	270		14,324.50
1070706	152700904	9/8/2015	270		23,967,355.28
1070722	152700910	9/8/2015	270		14,000,000.00
1070702	152700911	9/8/2015	270		12,000,000.00

Run Date: 12/31/2015
Run Time: 3:29:02PM

Demand Account Activity

Start Date: 7/1/2015 End Date: 12/31/2015

Page: 78
User: 0

Jnl. Entry	Ref #	Trx. Date	Ledger	Debit Amount	Credit Amount
1070771	152700907 AIRS TA	9/9/2015	270	9,572,058.56	
1071147	1605707	9/9/2015	270	8,343,038.08	
1070748	153000903	9/9/2015	270	8,000,000.00	
1071144	152700904	9/9/2015	270	5,004,405.56	
1071252	152600901	9/9/2015	270	4,000,000.00	
1071243	152800901	9/9/2015	270	3,000,000.00	
1070749	152700901	9/9/2015	270	2,090,471.05	
1071186	1605739	9/9/2015	270	1,988,174.36	
1071203	1605743	9/9/2015	270	1,023,289.77	
1071191	1605740	9/9/2015	270	665,536.34	
1071201	1605742	9/9/2015	270	471,234.12	
1071241	1605788	9/9/2015	270	421,000.00	
1071177	1605730	9/9/2015	270	190,061.33	
1071197	1605741	9/9/2015	270	159,552.19	
1071219	1605770	9/9/2015	270	65,000.00	
1071185	1605738	9/9/2015	270	56,048.70	
1070766	1605699	9/9/2015	270	42,152.57	
1070751	1605689	9/9/2015	270	25,377.33	
1070755	1605692	9/9/2015	270	20,701.34	
1070757	1605693	9/9/2015	270	20,338.30	
1071181	1605734	9/9/2015	270	17,456.04	
1071182	1605735	9/9/2015	270	15,577.23	
1070758	1605694	9/9/2015	270	10,000.00	
1070772	1605700	9/9/2015	270	9,645.82	
1071176	1605729	9/9/2015	270	7,948.45	
1071179	1605732	9/9/2015	270	7,045.25	
1071235	1605782	9/9/2015	270	6,601.00	
1071180	1605733	9/9/2015	270	5,943.36	
1071204	1605744	9/9/2015	270	5,360.99	
1070780	152700909	9/9/2015	270	4,422.02	
1070752	1605690	9/9/2015	270	3,811.15	
1070774	1605701	9/9/2015	270	2,759.20	
1071215	1605766	9/9/2015	270	2,574.75	
1070754	1605691	9/9/2015	270	2,423.85	
1071213	1605764	9/9/2015	270	2,170.00	
1071183	1605736	9/9/2015	270	2,153.50	
1071178	1605731	9/9/2015	270	1,654.86	
1070778	1605705	9/9/2015	270	1,494.32	
1070779	152700908	9/9/2015	270	1,416.61	
1071205	1605745	9/9/2015	270	1,395.74	
1071212	1605763	9/9/2015	270	1,352.79	
1071238	1605785	9/9/2015	270	850.00	
1071236	1605783	9/9/2015	270	800.00	
1071211	1605762	9/9/2015	270	659.05	
1071184	1605737	9/9/2015	270	627.50	
1070762	1605697	9/9/2015	270	600.00	
1071217	1605768	9/9/2015	270	597.00	
1070764	1605698	9/9/2015	270	581.00	
1071214	1605765	9/9/2015	270	410.00	
1071220	1605771	9/9/2015	270	347.29	
1071240	1605787	9/9/2015	270	300.00	
1071250	1605790	9/9/2015	270	250.00	
1070776	1605702	9/9/2015	270	225.00	
1070777	1605703	9/9/2015	270	225.00	
1070746	1605767	9/9/2015	270	210.00	
1071237	1605784	9/9/2015	270	140.00	

Run Date: 12/31/2015
 Run Time: 3:29:02PM

Demand Account Activity

Start Date: 7/1/2015 End Date: 12/31/2015

Page: 79
 User: 0

Jnl. Entry	Ref #	Trx. Date	Ledger	Debit Amount	Credit Amount
1071239	1605786	9/9/2015	270	140.00	
1071218	1605769	9/9/2015	270	110.00	
1071242	1605789	9/9/2015	270	8.50	
1070761	1605696	9/9/2015	270	4.00	
1070760	1605695	9/9/2015	270	0.45	
1071150	DFA EFT REV 9/9/1	9/9/2015	270		3,321.17
1070753	152700902	9/9/2015	270		2,100,000.00
1070756	152700903	9/9/2015	270		8,343,038.08
1071158	152700910	9/9/2015	270		35,023,808.18
1071585	1605861	9/10/2015	270	153,159,760.21	
1071501	152700902	9/10/2015	270	73,275,000.00	
1071642	Back Out Journal Er	9/10/2015	270	64,700,971.03	
1071645	152600902	9/10/2015	270	29,000,000.00	
1071646	152800902	9/10/2015	270	10,000,000.00	
1071516	152700907 AIRS TA	9/10/2015	270	9,417,971.11	
1071499	153000903	9/10/2015	270	8,000,000.00	
1071519	152700909 AIRS DE	9/10/2015	270	1,772,215.34	
1071257	1605802	9/10/2015	270	1,200,000.00	
1071616	1605895	9/10/2015	270	1,000,000.00	
1071595	1605871	9/10/2015	270	76,260.54	
1071267	1605812	9/10/2015	270	45,268.85	
1071272	1605817	9/10/2015	270	41,999.30	
1071268	1605813	9/10/2015	270	37,434.07	
1071625	1605900	9/10/2015	270	36,990.00	
1071504	1605823	9/10/2015	270	27,912.22	
1071506	1605824	9/10/2015	270	16,352.59	
1071569	1605852	9/10/2015	270	12,446.70	
1071590	1605866	9/10/2015	270	10,393.93	
1071586	1605862	9/10/2015	270	9,875.50	
1071517	152700908 AIRS TA	9/10/2015	270	9,160.94	
1071269	1605814	9/10/2015	270	7,600.00	
1071274	1605819	9/10/2015	270	6,900.00	
1071565	1605851	9/10/2015	270	6,749.11	
1071258	1605803	9/10/2015	270	6,346.16	
1071263	1605808	9/10/2015	270	6,339.75	
1071588	1605865	9/10/2015	270	5,478.58	
1071264	1605809	9/10/2015	270	4,950.00	
1071530	1605833	9/10/2015	270	4,830.50	
1071626	1605901	9/10/2015	270	4,065.50	
1071259	1605804	9/10/2015	270	3,403.31	
1071613	1605892	9/10/2015	270	3,389.00	
1071508	1605825	9/10/2015	270	3,199.00	
1071509	1605826	9/10/2015	270	2,748.04	
1071591	1605867	9/10/2015	270	2,693.77	
1071584	1605860	9/10/2015	270	2,622.46	
1071524	1605831	9/10/2015	270	2,045.00	
1071593	1605869	9/10/2015	270	1,764.55	
1071270	1605815	9/10/2015	270	1,661.00	
1071275	1605820	9/10/2015	270	1,547.75	
1071518	1605830	9/10/2015	270	1,420.00	
1071265	1605810	9/10/2015	270	1,019.25	
1071277	1605827	9/10/2015	270	914.61	
1071594	1605870	9/10/2015	270	677.50	
1071536	1605835	9/10/2015	270	621.50	
1071271	1605816	9/10/2015	270	620.00	
1071520	152700910 AIRS DE	9/10/2015	270	616.96	

Run Date: 12/31/2015
 Run Time: 3:29:02PM

Demand Account Activity

Start Date: 7/1/2015 End Date: 12/31/2015

Page: 80
 User: 0

Jnl. Entry	Ref #	Trx. Date	Ledger	Debit Amount	Credit Amount
1071614	1605893	9/10/2015	270	615.00	
1071273	1605818	9/10/2015	270	570.00	
1071528	1605832	9/10/2015	270	400.00	
1071534	1605834	9/10/2015	270	380.00	
1071266	1605811	9/10/2015	270	160.00	
1071502	1605822	9/10/2015	270	119.00	
1071539	1605836	9/10/2015	270	100.00	
1071592	1605868	9/10/2015	270	70.35	
1071615	1605894	9/10/2015	270	20.00	
1071525	DFA EFT REV 09/0:	9/10/2015	270		8,271.46
1071574	8006163	9/10/2015	270		166.70
1071500	152700901	9/10/2015	270		72,643,000.00
1071570	152700903	9/10/2015	270		63,396,027.07
1071589	152700911	9/10/2015	270		64,700,971.03
1071635	152700915	9/10/2015	270		29,000,000.00
1071641	152700916	9/10/2015	270		19,000,000.00
1071643	Correct Journal Entr	9/10/2015	270		64,660,290.23
1071969	152700904	9/11/2015	270	157,590,225.00	
1072041	Correct Journal Entr	9/11/2015	270	14,275,892.20	
1071940	1605936	9/11/2015	270	13,127,007.25	
1071929	153000903	9/11/2015	270	12,000,000.00	
1072008	1605988	9/11/2015	270	5,241,895.33	
1071993	1605982	9/11/2015	270	3,980,713.52	
1072009	1605989	9/11/2015	270	1,656,845.19	
1071932	152700901	9/11/2015	270	1,490,000.00	
1072064	152800901	9/11/2015	270	1,000,000.00	
1072003	1605983	9/11/2015	270	381,575.01	
1072027	1606006	9/11/2015	270	288,521.07	
1072022	1606000	9/11/2015	270	223,542.71	
1071955	1605964	9/11/2015	270	196,901.00	
1071985	1605965	9/11/2015	270	183,264.85	
1071966	152700908 AIRS TA	9/11/2015	270	118,344.57	
1071664	1605923	9/11/2015	270	88,329.30	
1072028	1606007	9/11/2015	270	74,670.80	
1072029	1606008	9/11/2015	270	56,536.35	
1071667	1605925	9/11/2015	270	53,216.09	
1072004	1605984	9/11/2015	270	44,074.39	
1072025	1606003	9/11/2015	270	40,973.59	
1072030	1606009	9/11/2015	270	25,528.78	
1072005	1605985	9/11/2015	270	25,000.00	
1071663	1605922	9/11/2015	270	22,967.08	
1072048	1606026	9/11/2015	270	18,544.30	
1071657	1605916	9/11/2015	270	12,976.76	
1071935	1605932	9/11/2015	270	11,566.75	
1072011	1606005	9/11/2015	270	7,286.78	
1072031	1606010	9/11/2015	270	6,247.64	
1071941	1605937	9/11/2015	270	6,115.07	
1071671	1605930	9/11/2015	270	3,700.00	
1071669	1605926	9/11/2015	270	3,578.37	
1072032	1606011	9/11/2015	270	3,548.10	
1072033	1606012	9/11/2015	270	3,169.18	
1071956	1605951	9/11/2015	270	2,782.00	
1072034	1606013	9/11/2015	270	2,233.00	
1072036	1606014	9/11/2015	270	1,973.00	
1072006	1605986	9/11/2015	270	1,606.16	
1071658	1605917	9/11/2015	270	1,333.65	

Run Date: 12/31/2015
 Run Time: 3:29:02PM

Demand Account Activity

Start Date: 7/1/2015 End Date: 12/31/2015

Page: 81
 User: 0

Jnl. Entry	Ref #	Trx. Date	Ledger	Debit Amount	Credit Amount
1072007	1605987	9/11/2015	270	1,313.90	
1072024	1606002	9/11/2015	270	1,036.45	
1071938	1605934	9/11/2015	270	938.75	
1071937	1605933	9/11/2015	270	930.00	
1072037	1606015	9/11/2015	270	718.82	
1071934	1605931	9/11/2015	270	710.00	
1071670	1605927	9/11/2015	270	561.47	
1072038	1606016	9/11/2015	270	415.00	
1072045	1606020	9/11/2015	270	407.50	
1072010	1605990	9/11/2015	270	330.02	
1072023	1606001	9/11/2015	270	215.00	
1071939	1605935	9/11/2015	270	150.00	
1072044	Correct Journal Entr	9/11/2015	270	132.74	
1072046	1606021	9/11/2015	270	100.00	
1071967	152700909 AIRS D€	9/11/2015	270	60.56	
1072039	1606017	9/11/2015	270	50.00	
1072047	1606022	9/11/2015	270	37.00	
1071665	1605924	9/11/2015	270	33.85	
1072040	1606018	9/11/2015	270	28.00	
1071650	1605910	9/11/2015	270	8.72	
1072042	1606019	9/11/2015	270	8.00	
1071964	DFA EFT REV 9/11/	9/11/2015	270		16,524.00
1071933	152700902	9/11/2015	270		1,537,000.00
1071936	152700903	9/11/2015	270		13,127,007.25
1071975	152700911	9/11/2015	270		236,119,143.30
1072082	1627091404EFT AIF	9/14/2015	270	22,440,570.78	
1072481	162701914	9/14/2015	270	16,000,000.00	
1072081	162700903	9/14/2015	270	11,000,000.00	
1072080	162700902	9/14/2015	270	3,230,000.00	
1072404	1606117	9/14/2015	270	2,879,050.69	
1072408	1606118	9/14/2015	270	2,142,622.58	
1072467	1606178	9/14/2015	270	1,500,000.00	
1072469	1606157	9/14/2015	270	442,819.55	
1072472	1606158	9/14/2015	270	174,495.26	
1072409	1606119	9/14/2015	270	146,649.00	
1072470	1606179	9/14/2015	270	77,000.00	
1072418	1606126	9/14/2015	270	68,746.85	
1072327	1606044	9/14/2015	270	55,013.81	
1072333	1606049	9/14/2015	270	53,258.98	
1072332	1606048	9/14/2015	270	45,046.72	
1072359	1606075	9/14/2015	270	36,893.04	
1072340	1606056	9/14/2015	270	36,339.38	
1072441	1606148	9/14/2015	270	35,050.95	
1072089	16270091407IRP C€	9/14/2015	270	28,235.23	
1072411	1606121	9/14/2015	270	22,515.43	
1072414	1606122	9/14/2015	270	16,853.07	
1072474	1606159	9/14/2015	270	15,876.10	
1072475	1606160	9/14/2015	270	10,221.63	
1072403	1606116	9/14/2015	270	8,397.13	
1072465	1606176	9/14/2015	270	7,677.25	
1072415	1606123	9/14/2015	270	6,638.24	
1072478	1606163	9/14/2015	270	6,481.00	
1072476	1606161	9/14/2015	270	5,723.30	
1072410	1606120	9/14/2015	270	4,777.13	
1072396	1606109	9/14/2015	270	4,624.65	
1072461	1606174	9/14/2015	270	4,576.74	

Run Date: 12/31/2015
 Run Time: 3:29:02PM

Demand Account Activity

Start Date: 7/1/2015 End Date: 12/31/2015

Page: 82
 User: 0

Jnl. Entry	Ref #	Trx. Date	Ledger	Debit Amount	Credit Amount
1072464	1606155	9/14/2015	270	4,499.28	
1072100	1606043	9/14/2015	270	4,431.28	
1072338	1606054	9/14/2015	270	4,213.83	
1072334	1606050	9/14/2015	270	3,673.00	
1072479	1606164	9/14/2015	270	3,608.00	
1072335	1606051	9/14/2015	270	3,605.70	
1072477	1606162	9/14/2015	270	3,363.00	
1072336	1606052	9/14/2015	270	3,318.00	
1072397	1606110	9/14/2015	270	2,445.00	
1072337	1606053	9/14/2015	270	2,181.83	
1072399	1606112	9/14/2015	270	1,955.00	
1072360	1606076	9/14/2015	270	1,428.50	
1072442	1606149	9/14/2015	270	1,198.95	
1072339	1606055	9/14/2015	270	916.38	
1072352	1606068	9/14/2015	270	909.44	
1072446	1606153	9/14/2015	270	801.00	
1072463	1606175	9/14/2015	270	800.00	
1072085	16270091405AIRS (9/14/2015	270	735.09	
1072401	1606114	9/14/2015	270	687.00	
1072459	1606172	9/14/2015	270	665.00	
1072344	1606060	9/14/2015	270	593.04	
1072349	1606065	9/14/2015	270	520.00	
1072468	1606156	9/14/2015	270	495.92	
1072354	1606070	9/14/2015	270	429.28	
1072357	1606073	9/14/2015	270	415.88	
1072355	1606071	9/14/2015	270	410.00	
1072079	1606059	9/14/2015	270	408.37	
1072345	1606061	9/14/2015	270	406.91	
1072353	1606069	9/14/2015	270	403.37	
1072088	16270091406IFTA C	9/14/2015	270	390.07	
1072400	1606113	9/14/2015	270	370.00	
1072347	1606063	9/14/2015	270	364.02	
1072356	1606072	9/14/2015	270	353.12	
1072350	1606066	9/14/2015	270	348.78	
1072348	1606064	9/14/2015	270	338.23	
1072346	1606062	9/14/2015	270	327.90	
1072443	1606150	9/14/2015	270	295.00	
1072454	1606168	9/14/2015	270	280.00	
1072480	1606165	9/14/2015	270	235.00	
1072420	1606167	9/14/2015	270	200.00	
1072455	1606169	9/14/2015	270	200.00	
1072458	1606171	9/14/2015	270	200.00	
1072398	1606111	9/14/2015	270	200.00	
1072460	1606173	9/14/2015	270	182.50	
1072466	1606177	9/14/2015	270	150.00	
1072456	1606170	9/14/2015	270	142.00	
1072482	1606166	9/14/2015	270	110.00	
1072402	1606115	9/14/2015	270	80.00	
1072484	162700915	9/14/2015	270	33.00	
1072358	1606074	9/14/2015	270	29.28	
1072351	1606067	9/14/2015	270	22.15	
1072407	1606125	9/14/2015	270	13.00	
1072416	1606124	9/14/2015	270	12.90	
1072412	8006168	9/14/2015	270		3,688.72
1072102	162700908	9/14/2015	270		42,232,349.93
1072417	162700913	9/14/2015	270		17,429,289.43

Run Date: 12/31/2015
 Run Time: 3:29:02PM

Demand Account Activity

Start Date: 7/1/2015 End Date: 12/31/2015

Page: 83
 User: 0

Jnl. Entry	Ref #	Trx. Date	Ledger	Debit Amount	Credit Amount
1072067	162700901	9/14/2015	270		774,000.00
1072994	152700907 AIRS TA	9/15/2015	270	43,217,578.12	
1072982	153000903	9/15/2015	270	11,000,000.00	
1073104	152800901	9/15/2015	270	3,000,000.00	
1073050	1606250	9/15/2015	270	1,597,975.88	
1073053	1606251	9/15/2015	270	1,522,891.58	
1073024	1606229	9/15/2015	270	1,339,865.21	
1073101	1606295	9/15/2015	270	899,000.00	
1073106	1606298	9/15/2015	270	700,662.74	
1073054	1606252	9/15/2015	270	532,985.70	
1073046	1606246	9/15/2015	270	471,254.93	
1073052	1606260	9/15/2015	270	197,949.86	
1073055	1606253	9/15/2015	270	130,449.31	
1073056	1606254	9/15/2015	270	128,498.93	
1073015	1606258	9/15/2015	270	109,635.62	
1073091	1606300	9/15/2015	270	90,925.83	
1073051	1606259	9/15/2015	270	89,281.00	
1073058	1606255	9/15/2015	270	39,815.01	
1073038	1606220	9/15/2015	270	28,805.05	
1073060	1606256	9/15/2015	270	26,588.96	
1073061	1606263	9/15/2015	270	22,708.03	
1073047	1606247	9/15/2015	270	21,923.32	
1073102	1606296	9/15/2015	270	21,873.80	
1073048	1606248	9/15/2015	270	11,951.75	
1073031	1606214	9/15/2015	270	11,257.66	
1073034	1606216	9/15/2015	270	10,204.41	
1073027	1606210	9/15/2015	270	6,984.29	
1073035	1606217	9/15/2015	270	5,693.31	
1073028	1606211	9/15/2015	270	4,932.83	
1073029	1606212	9/15/2015	270	4,794.66	
1073030	1606213	9/15/2015	270	3,954.65	
1073032	1606215	9/15/2015	270	2,687.50	
1072997	152700908 AIRS TA	9/15/2015	270	2,357.46	
1073022	1606227	9/15/2015	270	2,105.75	
1073049	1606249	9/15/2015	270	1,869.08	
1073062	1606264	9/15/2015	270	1,707.45	
1073039	1606221	9/15/2015	270	1,490.00	
1073037	1606219	9/15/2015	270	1,389.14	
1073020	1606225	9/15/2015	270	1,360.00	
1073036	1606218	9/15/2015	270	1,039.88	
1073065	1606265	9/15/2015	270	517.50	
1073059	1606262	9/15/2015	270	319.50	
1073018	1606223	9/15/2015	270	297.25	
1073021	1606226	9/15/2015	270	260.00	
1072514	1606193	9/15/2015	270	197.00	
1073023	1606228	9/15/2015	270	170.00	
1072999	152700909 AIRS DE	9/15/2015	270	167.81	
1073063	1606257	9/15/2015	270	147.80	
1073096	1606291	9/15/2015	270	110.00	
1073040	1606222	9/15/2015	270	100.00	
1073100	1606294	9/15/2015	270	96.80	
1072513	1606192	9/15/2015	270	90.00	
1073019	1606224	9/15/2015	270	90.00	
1073097	1606292	9/15/2015	270	60.00	
1073057	1606261	9/15/2015	270	57.77	
1072512	1606191	9/15/2015	270	21.25	

Run Date: 12/31/2015
 Run Time: 3:29:02PM

Demand Account Activity

Start Date: 7/1/2015 End Date: 12/31/2015

Page: 84
 User: 0

Jnl. Entry	Ref #	Trx. Date	Ledger	Debit Amount	Credit Amount
1073098	1606293	9/15/2015	270	20.00	
1073033	DFA EFT REV 9/15/	9/15/2015	270		44,523.00
1073000	152700902	9/15/2015	270		42,561,969.71
1073072	152700905	9/15/2015	270		22,135,622.33
1072984	152700901	9/15/2015	270		970,000.00
1073092	Correct CD Int Error	9/15/2015	270		310.68
1073135	152700907 AIRS TA	9/16/2015	270	136,649,099.74	
1073607	152300901	9/16/2015	270	31,000,000.00	
1073524	1606320	9/16/2015	270	15,459,845.38	
1073587	1606406	9/16/2015	270	11,130,901.11	
1073114	153000903	9/16/2015	270	11,000,000.00	
1073126	152700903	9/16/2015	270	4,200,988.78	
1073123	1606306	9/16/2015	270	3,709,861.58	
1073540	1606336	9/16/2015	270	1,948,089.00	
1073676	1606404	9/16/2015	270	1,174,305.50	
1073680	1606407	9/16/2015	270	278,229.39	
1073595	1606384	9/16/2015	270	139,440.87	
1073681	1606408	9/16/2015	270	97,963.92	
1073596	1606385	9/16/2015	270	95,639.00	
1073703	1606431	9/16/2015	270	91,631.52	
1073707	1606447	9/16/2015	270	91,095.00	
1073509	1606307	9/16/2015	270	87,125.63	
1073721	1606448	9/16/2015	270	52,922.35	
1073701	1606430	9/16/2015	270	40,916.58	
1073682	1606409	9/16/2015	270	38,097.89	
1073543	1606341	9/16/2015	270	35,621.98	
1073597	1606386	9/16/2015	270	29,866.41	
1073541	1606339	9/16/2015	270	27,943.34	
1073136	152700908 AIRS TA	9/16/2015	270	24,894.57	
1073599	1606389	9/16/2015	270	24,194.94	
1073525	1606321	9/16/2015	270	23,519.48	
1073684	1606410	9/16/2015	270	22,549.85	
1073545	1606342	9/16/2015	270	19,953.89	
1073542	1606340	9/16/2015	270	19,629.93	
1073548	1606344	9/16/2015	270	19,272.29	
1073549	1606345	9/16/2015	270	19,126.49	
1073714	1606444	9/16/2015	270	17,611.44	
1073685	1606411	9/16/2015	270	17,589.22	
1073712	1606443	9/16/2015	270	15,182.60	
1073528	1606326	9/16/2015	270	12,969.95	
1073687	1606412	9/16/2015	270	12,464.23	
1073722	1606449	9/16/2015	270	12,025.97	
1073526	1606324	9/16/2015	270	11,499.39	
1073511	1606308	9/16/2015	270	11,437.46	
1073513	1606309	9/16/2015	270	9,911.00	
1073514	1606310	9/16/2015	270	9,418.97	
1073728	1606453	9/16/2015	270	9,173.14	
1073515	1606311	9/16/2015	270	8,001.87	
1073358	152700910 AIRS DE	9/16/2015	270	7,991.31	
1073690	1606413	9/16/2015	270	7,808.35	
1073529	1606327	9/16/2015	270	7,725.00	
1073716	1606445	9/16/2015	270	7,724.75	
1073516	1606312	9/16/2015	270	7,706.18	
1073530	1606328	9/16/2015	270	7,188.10	
1073683	1606414	9/16/2015	270	6,282.10	
1073532	1606329	9/16/2015	270	5,380.66	

Run Date: 12/31/2015
 Run Time: 3:29:02PM

Demand Account Activity

Start Date: 7/1/2015 End Date: 12/31/2015

Page: 85
 User: 0

Jnl. Entry	Ref #	Trx. Date	Ledger	Debit Amount	Credit Amount
1073552	1606348	9/16/2015	270	5,347.00	
1073534	1606330	9/16/2015	270	4,699.24	
1073535	1606331	9/16/2015	270	4,495.29	
1073536	1606332	9/16/2015	270	3,862.89	
1073686	1606415	9/16/2015	270	3,639.00	
1073688	1606416	9/16/2015	270	3,308.50	
1073537	1606333	9/16/2015	270	3,177.64	
1073517	1606313	9/16/2015	270	2,721.07	
1073689	1606417	9/16/2015	270	2,539.01	
1073527	1606325	9/16/2015	270	2,516.50	
1073547	1606343	9/16/2015	270	2,344.94	
1073679	1606405	9/16/2015	270	2,279.55	
1073730	1606454	9/16/2015	270	2,221.58	
1073711	1606436	9/16/2015	270	2,105.75	
1073706	1606434	9/16/2015	270	1,925.00	
1073518	1606314	9/16/2015	270	1,554.94	
1073519	1606315	9/16/2015	270	1,554.90	
1073538	1606334	9/16/2015	270	1,512.14	
1073639	1606388	9/16/2015	270	1,289.40	
1073692	1606418	9/16/2015	270	1,103.75	
1073522	1606318	9/16/2015	270	1,059.22	
1073520	1606316	9/16/2015	270	955.00	
1073521	1606317	9/16/2015	270	909.97	
1073121	1606305	9/16/2015	270	902.15	
1073719	1606440	9/16/2015	270	619.00	
1073137	152700909 AIRS DE	9/16/2015	270	534.84	
1073523	1606319	9/16/2015	270	493.52	
1073551	1606347	9/16/2015	270	432.00	
1073715	1606438	9/16/2015	270	425.50	
1073718	1606439	9/16/2015	270	400.00	
1073598	1606387	9/16/2015	270	397.50	
1073709	1606435	9/16/2015	270	370.00	
1073120	1606304	9/16/2015	270	327.50	
1073717	1606446	9/16/2015	270	200.00	
1073713	1606437	9/16/2015	270	170.00	
1073694	1606419	9/16/2015	270	160.00	
1073710	1606442	9/16/2015	270	79.96	
1073708	1606441	9/16/2015	270	75.00	
1073693	1606420	9/16/2015	270	60.00	
1073539	1606335	9/16/2015	270	26.40	
1073696	1606421	9/16/2015	270	25.00	
1073697	1606422	9/16/2015	270	24.00	
1073550	1606346	9/16/2015	270	23.00	
1073724	1606450	9/16/2015	270	12.96	
1073695	1606423	9/16/2015	270	12.00	
1073699	1606424	9/16/2015	270	8.00	
1073702	1606425	9/16/2015	270	4.00	
1073677	8006171	9/16/2015	270		178,463.00
1073507	152700905	9/16/2015	270		182,520,426.18
1073115	152700901	9/16/2015	270		15,459,845.38
1073116	1523700902	9/16/2015	270		1,133,000.00
1073604	152700911	9/16/2015	270		16,868,547.09
1075088	152700907 AIRS TA	9/17/2015	270	56,505,153.15	
1075176	1606541	9/17/2015	270	46,479,405.15	
1075075	153000903	9/17/2015	270	22,000,000.00	
1075095	1606465	9/17/2015	270	2,500,000.00	

Run Date: 12/31/2015
 Run Time: 3:29:02PM

Demand Account Activity

Start Date: 7/1/2015 End Date: 12/31/2015

Page: 86
 User: 0

Jnl. Entry	Ref #	Trx. Date	Ledger	Debit Amount	Credit Amount
1075262	152300901	9/17/2015	270	1,000,000.00	
1075096	1606466	9/17/2015	270	750,000.00	
1075181	1606546	9/17/2015	270	602,873.24	
1075259	1606595	9/17/2015	270	500,000.00	
1075097	1606467	9/17/2015	270	327,065.82	
1075146	1606513	9/17/2015	270	325,185.02	
1075177	1606542	9/17/2015	270	281,829.86	
1075186	1606548	9/17/2015	270	170,297.18	
1075099	1606468	9/17/2015	270	162,426.39	
1075138	1606543	9/17/2015	270	109,926.08	
1075142	1606509	9/17/2015	270	84,936.62	
1075143	1606510	9/17/2015	270	84,746.90	
1075102	1606469	9/17/2015	270	70,594.33	
1075266	1606594	9/17/2015	270	63,404.60	
1073733	1606463	9/17/2015	270	56,172.59	
1075145	1606512	9/17/2015	270	55,773.20	
1075191	1606550	9/17/2015	270	45,126.56	
1075175	1606540	9/17/2015	270	37,298.59	
1075104	1606470	9/17/2015	270	33,605.51	
1075179	1606544	9/17/2015	270	33,036.28	
1075209	1606554	9/17/2015	270	21,731.59	
1075105	1606476	9/17/2015	270	18,462.85	
1075152	1606519	9/17/2015	270	13,323.75	
1075154	1606521	9/17/2015	270	12,375.00	
1075107	1606471	9/17/2015	270	8,000.00	
1075180	1606545	9/17/2015	270	6,322.80	
1075098	1606472	9/17/2015	270	5,000.00	
1075182	1606577	9/17/2015	270	4,990.73	
1075268	1606590	9/17/2015	270	4,150.89	
1075150	1606517	9/17/2015	270	3,420.00	
1075100	1606473	9/17/2015	270	3,400.63	
1075202	1606553	9/17/2015	270	1,418.95	
1075153	1606520	9/17/2015	270	1,050.00	
1075267	1606592	9/17/2015	270	874.70	
1075148	1606515	9/17/2015	270	812.75	
1075188	1606549	9/17/2015	270	805.94	
1075156	1606523	9/17/2015	270	793.14	
1075151	1606518	9/17/2015	270	660.00	
1075103	1606475	9/17/2015	270	655.07	
1075147	1606514	9/17/2015	270	476.75	
1075264	1606593	9/17/2015	270	426.25	
1075197	1606552	9/17/2015	270	385.00	
1075115	1606591	9/17/2015	270	300.02	
1075265	1606589	9/17/2015	270	232.61	
1075144	1606511	9/17/2015	270	198.99	
1075194	1606551	9/17/2015	270	195.55	
1075184	1606547	9/17/2015	270	171.21	
1075094	1606464	9/17/2015	270	138.79	
1075149	1606516	9/17/2015	270	80.00	
1075116	1606576	9/17/2015	270	64.00	
1075155	1606522	9/17/2015	270	62.32	
1075090	152700908 AIRS DE	9/17/2015	270	55.21	
1075183	1606578	9/17/2015	270	36.00	
1075263	1606588	9/17/2015	270	5.29	
1075101	1606474	9/17/2015	270	3.29	
1075093	8006172	9/17/2015	270		1,887.23

Run Date: 12/31/2015
 Run Time: 3:29:02PM

Demand Account Activity

Page: 87
 User: 0

Start Date: 7/1/2015 End Date: 12/31/2015

Jnl. Entry	Ref #	Trx. Date	Ledger	Debit Amount	Credit Amount
1075110	152700911	9/17/2015	270		49,981,078.17
1075076	152700901	9/17/2015	270		1,286,000.00
1075077	152700902	9/17/2015	270		82,559,268.46
1075559	152700903	9/18/2015	270	105,717,988.43	
1075554	153000904	9/18/2015	270	20,000,000.00	
1075580	152700907 AIRS TA	9/18/2015	270	13,839,299.06	
1075586	1606629	9/18/2015	270	3,793,854.54	
1075619	1606659	9/18/2015	270	1,190,886.75	
1075631	1606672	9/18/2015	270	402,924.74	
1075739	1606726	9/18/2015	270	366,863.35	
1075656	1606694	9/18/2015	270	364,804.87	
1075643	1606683	9/18/2015	270	327,019.58	
1075292	1606615	9/18/2015	270	241,098.64	
1075665	1606704	9/18/2015	270	210,652.00	
1075662	1606703	9/18/2015	270	189,244.00	
1075640	1606681	9/18/2015	270	167,526.11	
1075736	1606719	9/18/2015	270	146,385.46	
1075570	1606619	9/18/2015	270	122,201.20	
1075626	1606667	9/18/2015	270	107,380.00	
1075583	152700908 AIRS TA	9/18/2015	270	104,399.70	
1075664	1606695	9/18/2015	270	99,794.01	
1075610	1606690	9/18/2015	270	42,653.37	
1075573	1606621	9/18/2015	270	36,058.52	
1075574	1606622	9/18/2015	270	32,697.02	
1075567	1606616	9/18/2015	270	27,458.09	
1075587	152700910 AIRS DE	9/18/2015	270	19,236.60	
1075639	1606680	9/18/2015	270	15,003.50	
1075608	1606696	9/18/2015	270	13,651.36	
1075576	1606623	9/18/2015	270	10,999.32	
1075629	1606670	9/18/2015	270	9,250.43	
1075745	1606727	9/18/2015	270	8,298.83	
1075279	1606605	9/18/2015	270	8,040.00	
1075655	1606697	9/18/2015	270	6,062.24	
1075568	1606617	9/18/2015	270	5,514.10	
1075641	1606682	9/18/2015	270	5,431.57	
1075616	1606656	9/18/2015	270	5,318.31	
1075615	1606655	9/18/2015	270	4,605.20	
1075617	1606657	9/18/2015	270	4,211.50	
1075569	1606618	9/18/2015	270	3,957.05	
1075652	1606691	9/18/2015	270	3,549.17	
1075288	1606612	9/18/2015	270	3,420.88	
1075278	1606604	9/18/2015	270	3,026.10	
1075577	1606624	9/18/2015	270	2,656.79	
1075627	1606668	9/18/2015	270	2,338.29	
1075588	1606630	9/18/2015	270	2,225.38	
1075632	1606673	9/18/2015	270	2,205.00	
1075735	1606718	9/18/2015	270	2,164.00	
1075688	1606725	9/18/2015	270	2,149.19	
1075611	1606651	9/18/2015	270	2,070.00	
1075581	1606626	9/18/2015	270	1,894.16	
1075613	1606653	9/18/2015	270	1,483.25	
1075638	1606679	9/18/2015	270	1,465.10	
1075653	1606692	9/18/2015	270	1,285.20	
1075582	1606627	9/18/2015	270	1,156.28	
1075737	1606720	9/18/2015	270	925.00	
1075630	1606671	9/18/2015	270	751.21	

Run Date: 12/31/2015
 Run Time: 3:29:02PM

Demand Account Activity

Start Date: 7/1/2015 End Date: 12/31/2015

Page: 88
 User: 0

Jnl. Entry	Ref #	Trx. Date	Ledger	Debit Amount	Credit Amount
1075657	1606698	9/18/2015	270	735.18	
1075658	1606699	9/18/2015	270	590.42	
1075637	1606678	9/18/2015	270	567.50	
1075585	152700909 AIRS DE	9/18/2015	270	422.01	
1075654	1606693	9/18/2015	270	420.11	
1075579	1606625	9/18/2015	270	394.80	
1075612	1606652	9/18/2015	270	390.00	
1075282	1606606	9/18/2015	270	375.00	
1075618	1606658	9/18/2015	270	340.00	
1075286	1606610	9/18/2015	270	300.00	
1075287	1606611	9/18/2015	270	300.00	
1075734	1606717	9/18/2015	270	275.00	
1075584	1606628	9/18/2015	270	201.58	
1075628	1606669	9/18/2015	270	197.45	
1075659	1606700	9/18/2015	270	197.34	
1075614	1606654	9/18/2015	270	190.00	
1075283	1606607	9/18/2015	270	150.00	
1075620	1606660	9/18/2015	270	150.00	
1075621	1606661	9/18/2015	270	140.00	
1075730	1606716	9/18/2015	270	140.00	
1075622	1606662	9/18/2015	270	120.00	
1075284	1606608	9/18/2015	270	75.00	
1075285	1606609	9/18/2015	270	75.00	
1075623	1606663	9/18/2015	270	12.75	
1075572	1606620	9/18/2015	270	6.33	
1075660	1606701	9/18/2015	270	1.00	
1075661	1606702	9/18/2015	270	1.00	
1075557	152700901	9/18/2015	270		3,793,854.54
1075558	152700902	9/18/2015	270		902,000.00
1075551	DFA EFT REV 9/18/	9/18/2015	270		23,055.01
1075590	152700911	9/18/2015	270		142,540,443.07
1075757	152700907 AIRS TA	9/21/2015	270	35,342,147.00	
1075746	153000903	9/21/2015	270	26,000,000.00	
1076111	152700912	9/21/2015	270	25,000,000.00	
1076104	152700910	9/21/2015	270	13,955,387.19	
1076095	1606810	9/21/2015	270	1,678,869.34	
1076154	152300901	9/21/2015	270	1,300,000.00	
1076122	1606811	9/21/2015	270	1,189,352.76	
1076031	1606759	9/21/2015	270	836,000.00	
1076124	1606812	9/21/2015	270	427,674.72	
1076125	1606813	9/21/2015	270	288,245.05	
1076126	1606814	9/21/2015	270	189,157.15	
1076132	1606842	9/21/2015	270	120,535.15	
1076133	1606843	9/21/2015	270	89,375.00	
1075775	1606734	9/21/2015	270	77,300.00	
1076079	1606803	9/21/2015	270	33,517.84	
1076084	1606805	9/21/2015	270	24,875.13	
1076127	1606815	9/21/2015	270	23,137.51	
1076135	1606844	9/21/2015	270	22,283.80	
1076027	1606755	9/21/2015	270	17,251.11	
1076063	1606788	9/21/2015	270	14,695.41	
1076131	1606841	9/21/2015	270	13,034.25	
1076080	1606829	9/21/2015	270	9,365.26	
1076086	1606806	9/21/2015	270	8,594.14	
1076128	1606816	9/21/2015	270	8,408.66	
1076088	1606807	9/21/2015	270	4,634.40	

Run Date: 12/31/2015
 Run Time: 3:29:02PM

Demand Account Activity

Page: 89
 User: 0

Start Date: 7/1/2015 End Date: 12/31/2015

Jnl. Entry	Ref #	Trx. Date	Ledger	Debit Amount	Credit Amount
1076022	1606750	9/21/2015	270	4,472.81	
1076090	1606808	9/21/2015	270	3,877.00	
1076092	1606809	9/21/2015	270	3,601.00	
1076066	1606791	9/21/2015	270	3,372.50	
1076039	1606770	9/21/2015	270	3,043.75	
1076076	1606800	9/21/2015	270	2,776.68	
1076029	1606757	9/21/2015	270	2,603.98	
1076077	1606801	9/21/2015	270	2,344.00	
1076078	1606802	9/21/2015	270	2,316.61	
1075762	1606743	9/21/2015	270	2,098.00	
1076030	1606758	9/21/2015	270	1,632.08	
1076061	1606786	9/21/2015	270	1,619.82	
1076047	1606772	9/21/2015	270	1,515.00	
1076062	1606787	9/21/2015	270	1,384.50	
1076049	1606774	9/21/2015	270	1,312.15	
1076065	1606790	9/21/2015	270	1,171.00	
1076028	1606756	9/21/2015	270	842.00	
1076064	1606789	9/21/2015	270	795.00	
1075776	1606735	9/21/2015	270	340.00	
1075780	1606739	9/21/2015	270	329.50	
1075781	1606740	9/21/2015	270	302.33	
1076075	1606799	9/21/2015	270	301.00	
1076041	1606769	9/21/2015	270	274.50	
1076048	1606773	9/21/2015	270	270.00	
1076045	1606771	9/21/2015	270	250.00	
1076074	1606798	9/21/2015	270	220.00	
1076026	1606754	9/21/2015	270	211.50	
1076073	1606797	9/21/2015	270	210.78	
1076072	1606796	9/21/2015	270	206.19	
1076068	1606792	9/21/2015	270	199.75	
1076025	1606753	9/21/2015	270	185.00	
1075758	152700908 AIRS DE	9/21/2015	270	119.68	
1075777	1606736	9/21/2015	270	107.73	
1076044	1606777	9/21/2015	270	90.00	
1076082	1606831	9/21/2015	270	67.89	
1076023	1606751	9/21/2015	270	60.00	
1076081	1606830	9/21/2015	270	57.05	
1076024	1606752	9/21/2015	270	47.50	
1076040	1606768	9/21/2015	270	30.00	
1076069	1606793	9/21/2015	270	24.00	
1075779	1606738	9/21/2015	270	18.19	
1075778	1606737	9/21/2015	270	18.00	
1076070	1606794	9/21/2015	270	8.00	
1075759	152700909 AIRS DE	9/21/2015	270	1.00	
1076071	1606795	9/21/2015	270	1.00	
1076083	1606804	9/21/2015	270	1.00	
1075766	DFA EFT REV 9-21-	9/21/2015	270		276,973.67
1076100	152700905	9/21/2015	270		50,282,321.50
1076103	152700906	9/21/2015	270		13,955,387.19
1076105	152700911	9/21/2015	270		25,089,375.00
1075747	152700901	9/21/2015	270		2,865,000.00
1076021	152700902	9/21/2015	270		15,342,560.45
1076161	152700901	9/22/2015	270	111,037,000.00	
1076171	152700907 AIRS TA	9/22/2015	270	83,553,863.12	
1076559	152300901	9/22/2015	270	30,000,000.00	
1076160	153000903	9/22/2015	270	29,000,000.00	

Run Date: 12/31/2015
 Run Time: 3:29:02PM

Demand Account Activity

Page: 90
 User: 0

Start Date: 7/1/2015 End Date: 12/31/2015

Jnl. Entry	Ref #	Trx. Date	Ledger	Debit Amount	Credit Amount
1076578	152800901	9/22/2015	270	2,000,000.00	
1076484	1606928	9/22/2015	270	1,090,112.51	
1076523	1606929	9/22/2015	270	436,173.03	
1076194	1606871	9/22/2015	270	269,307.60	
1076568	1606971	9/22/2015	270	258,744.20	
1076489	1606898	9/22/2015	270	178,177.19	
1076412	1606877	9/22/2015	270	113,730.00	
1076195	1606872	9/22/2015	270	81,347.00	
1076196	1606873	9/22/2015	270	37,257.00	
1076506	1606915	9/22/2015	270	36,792.73	
1076524	1606930	9/22/2015	270	31,863.79	
1076486	1606895	9/22/2015	270	23,319.13	
1076525	1606931	9/22/2015	270	23,276.83	
1076517	1606926	9/22/2015	270	14,317.07	
1076526	1606932	9/22/2015	270	13,926.32	
1076527	1606933	9/22/2015	270	12,342.05	
1076172	152700908 AIRS TA	9/22/2015	270	11,063.97	
1076569	1606972	9/22/2015	270	8,505.08	
1076574	1606976	9/22/2015	270	4,998.25	
1076487	1606896	9/22/2015	270	4,317.43	
1076414	1606878	9/22/2015	270	4,291.00	
1076410	1606876	9/22/2015	270	4,088.08	
1076192	1606869	9/22/2015	270	4,045.41	
1076567	1606970	9/22/2015	270	3,970.00	
1076197	1606874	9/22/2015	270	3,596.12	
1076481	1606893	9/22/2015	270	2,780.00	
1076528	1606934	9/22/2015	270	2,653.60	
1076529	1606935	9/22/2015	270	2,435.00	
1076514	1606923	9/22/2015	270	2,415.25	
1076409	1606875	9/22/2015	270	1,932.00	
1076530	1606936	9/22/2015	270	1,910.00	
1076512	1606921	9/22/2015	270	1,410.00	
1076488	1606897	9/22/2015	270	1,274.15	
1076518	1606927	9/22/2015	270	1,192.00	
1076507	1606916	9/22/2015	270	984.95	
1076508	1606917	9/22/2015	270	745.00	
1076531	1606937	9/22/2015	270	680.00	
1076510	1606919	9/22/2015	270	564.25	
1076516	1606925	9/22/2015	270	525.00	
1076193	1606870	9/22/2015	270	516.99	
1076532	1606938	9/22/2015	270	450.00	
1076485	1606894	9/22/2015	270	300.00	
1076513	1606922	9/22/2015	270	270.00	
1076515	1606924	9/22/2015	270	190.00	
1076415	1606879	9/22/2015	270	180.00	
1076533	1606939	9/22/2015	270	140.74	
1076534	1606940	9/22/2015	270	85.85	
1076511	1606920	9/22/2015	270	80.00	
1076535	1606941	9/22/2015	270	79.50	
1076576	1606978	9/22/2015	270	75.00	
1076173	152700909 AIRS DE	9/22/2015	270	50.00	
1076566	1606969	9/22/2015	270	47.50	
1076536	1606942	9/22/2015	270	24.00	
1076537	1606943	9/22/2015	270	16.00	
1076538	1606944	9/22/2015	270	8.00	
1076175	152700910 AIRS DE	9/22/2015	270	6.88	

Run Date: 12/31/2015
 Run Time: 3:29:02PM

Demand Account Activity

Start Date: 7/1/2015 End Date: 12/31/2015

Page: 91
 User: 0

Jnl. Entry	Ref #	Trx. Date	Ledger	Debit Amount	Credit Amount
1076468	DFA EFT REV 9/22/	9/22/2015	270		707.64
1076520	152700906	9/22/2015	270		17,497,748.17
1076162	152700902	9/22/2015	270		10,450,000.00
1076416	152700903	9/22/2015	270		230,027,243.82
1076605	152700907 AIRS TA	9/23/2015	270	63,739,475.45	
1076592	153000903	9/23/2015	270	11,000,000.00	
1077001	1607092	9/23/2015	270	6,487,108.06	
1076946	1607045	9/23/2015	270	5,285,159.08	
1076965	1607061	9/23/2015	270	679,516.41	
1076969	1607064	9/23/2015	270	600,167.50	
1077032	1607116	9/23/2015	270	500,000.00	
1076966	1607062	9/23/2015	270	381,305.10	
1076908	1607007	9/23/2015	270	377,387.08	
1076938	1607039	9/23/2015	270	375,731.78	
1076909	1607008	9/23/2015	270	370,404.56	
1076910	1607009	9/23/2015	270	268,113.47	
1076968	1607063	9/23/2015	270	264,979.36	
1076903	1607002	9/23/2015	270	231,373.10	
1076902	1607001	9/23/2015	270	190,387.34	
1076901	1607000	9/23/2015	270	188,150.61	
1076980	1607075	9/23/2015	270	129,876.60	
1076917	1607015	9/23/2015	270	91,772.10	
1076988	1607080	9/23/2015	270	68,538.06	
1076918	1607016	9/23/2015	270	63,842.59	
1076904	1607003	9/23/2015	270	57,733.20	
1076905	1607004	9/23/2015	270	57,511.18	
1076906	1607005	9/23/2015	270	54,490.44	
1076964	1607060	9/23/2015	270	45,753.68	
1076919	1607017	9/23/2015	270	43,503.65	
1076907	1607006	9/23/2015	270	42,329.12	
1076899	1606998	9/23/2015	270	33,487.50	
1076976	1607071	9/23/2015	270	32,957.40	
1076898	1606997	9/23/2015	270	23,881.17	
1076915	1607013	9/23/2015	270	21,095.90	
1077003	1607094	9/23/2015	270	20,132.40	
1076973	1607068	9/23/2015	270	18,073.70	
1076896	1606995	9/23/2015	270	16,000.00	
1077038	Correct Journal Entr	9/23/2015	270	15,551.05	
1076978	1607073	9/23/2015	270	12,364.26	
1076897	1606996	9/23/2015	270	11,857.10	
1076977	1607072	9/23/2015	270	11,050.79	
1076920	1607018	9/23/2015	270	10,271.92	
1076979	1607074	9/23/2015	270	8,531.95	
1076913	1607011	9/23/2015	270	6,563.47	
1077013	1607108	9/23/2015	270	6,248.12	
1076963	1607059	9/23/2015	270	6,055.54	
1076900	1606999	9/23/2015	270	5,639.21	
1076986	1607078	9/23/2015	270	5,460.00	
1076996	1607087	9/23/2015	270	4,824.52	
1076975	1607070	9/23/2015	270	4,460.40	
1076922	1607020	9/23/2015	270	4,326.25	
1076939	1607040	9/23/2015	270	4,282.36	
1076987	1607079	9/23/2015	270	4,042.28	
1076932	1607032	9/23/2015	270	3,583.00	
1076923	1607021	9/23/2015	270	3,188.00	
1076940	1607041	9/23/2015	270	2,948.00	

Run Date: 12/31/2015
 Run Time: 3:29:02PM

Demand Account Activity

Page: 92
 User: 0

Start Date: 7/1/2015 End Date: 12/31/2015

Jnl. Entry	Ref #	Trx. Date	Ledger	Debit Amount	Credit Amount
1076999	1607090	9/23/2015	270	2,726.50	
1076914	1607012	9/23/2015	270	1,920.00	
1076892	1606991	9/23/2015	270	1,919.01	
1076893	1606992	9/23/2015	270	1,918.95	
1076930	1607030	9/23/2015	270	1,705.00	
1077000	1607091	9/23/2015	270	1,466.57	
1076894	1606993	9/23/2015	270	1,376.51	
1076895	1606994	9/23/2015	270	1,217.99	
1076984	1607076	9/23/2015	270	1,213.68	
1076971	1607066	9/23/2015	270	1,025.75	
1076921	1607019	9/23/2015	270	965.51	
1076995	1607086	9/23/2015	270	647.60	
1076972	1607067	9/23/2015	270	582.50	
1076985	1607077	9/23/2015	270	558.60	
1076970	1607065	9/23/2015	270	540.00	
1076974	1607069	9/23/2015	270	407.75	
1076928	1607028	9/23/2015	270	365.00	
1076931	1607031	9/23/2015	270	320.00	
1076934	1607033	9/23/2015	270	280.00	
1077015	1607109	9/23/2015	270	270.00	
1076606	152700908 AIRS DE	9/23/2015	270	264.66	
1076890	1606990	9/23/2015	270	242.68	
1076997	1607088	9/23/2015	270	159.20	
1077002	1607093	9/23/2015	270	146.00	
1076929	1607029	9/23/2015	270	40.00	
1076998	1607089	9/23/2015	270	8.00	
1076911	1607010	9/23/2015	270	4.25	
1076916	1607014	9/23/2015	270	1.00	
1076596	DFA EFT REV 9/23/	9/23/2015	270		3,950.42
1076884	152700903	9/23/2015	270		25,297,035.97
1076983	152700906	9/23/2015	270		44,958,604.28
1076593	152700901	9/23/2015	270		14,063,000.00
1076594	152700902	9/23/2015	270		5,285,159.08
1077417	1607193	9/24/2015	270	49,897,947.60	
1077052	153000904	9/24/2015	270	27,000,000.00	
1077066	152700907 AIRS TA	9/24/2015	270	14,541,935.62	
1077053	152700901	9/24/2015	270	10,009,369.88	
1077071	152700902	9/24/2015	270	5,195,545.62	
1077377	1607158	9/24/2015	270	1,319,923.59	
1077044	1607124	9/24/2015	270	474,310.68	
1077376	1607157	9/24/2015	270	326,490.00	
1077372	1607153	9/24/2015	270	158,978.24	
1077373	1607154	9/24/2015	270	123,845.06	
1077393	1607180	9/24/2015	270	121,428.57	
1077067	152700908 AIRS TA	9/24/2015	270	112,712.72	
1077391	1607179	9/24/2015	270	105,000.00	
1077418	1607194	9/24/2015	270	94,291.23	
1077074	1607134	9/24/2015	270	82,396.00	
1077374	1607155	9/24/2015	270	59,550.59	
1077367	1607148	9/24/2015	270	50,032.79	
1077365	1607146	9/24/2015	270	37,852.35	
1077430	1607218	9/24/2015	270	36,261.31	
1077366	1607147	9/24/2015	270	28,629.18	
1077297	1607140	9/24/2015	270	27,136.70	
1077450	1607228	9/24/2015	270	21,656.90	
1077043	1607123	9/24/2015	270	17,502.58	

Run Date: 12/31/2015
 Run Time: 3:29:02PM

Demand Account Activity

Start Date: 7/1/2015 End Date: 12/31/2015

Page: 93
 User: 0

Jnl. Entry	Ref #	Trx. Date	Ledger	Debit Amount	Credit Amount
1077456	1607233	9/24/2015	270	15,541.91	
1077069	152700910 AIRS D€	9/24/2015	270	15,075.00	
1077077	1607136	9/24/2015	270	14,829.76	
1077360	1607141	9/24/2015	270	14,064.00	
1077420	1607195	9/24/2015	270	10,998.88	
1077386	1607176	9/24/2015	270	9,611.00	
1077072	1607132	9/24/2015	270	8,927.00	
1077452	1607229	9/24/2015	270	8,759.20	
1077457	1607234	9/24/2015	270	8,336.07	
1077375	1607156	9/24/2015	270	7,404.20	
1077368	1607149	9/24/2015	270	6,597.98	
1077361	1607142	9/24/2015	270	6,300.28	
1077402	1607230	9/24/2015	270	5,686.23	
1077462	1607235	9/24/2015	270	4,990.73	
1077451	1607231	9/24/2015	270	4,705.54	
1077401	1607174	9/24/2015	270	3,725.00	
1077369	1607150	9/24/2015	270	3,712.70	
1077042	1607122	9/24/2015	270	3,555.33	
1077362	1607143	9/24/2015	270	3,548.61	
1077370	1607151	9/24/2015	270	3,484.95	
1077371	1607152	9/24/2015	270	3,436.52	
1077445	1607225	9/24/2015	270	3,130.50	
1077363	1607144	9/24/2015	270	2,370.75	
1077446	1607226	9/24/2015	270	2,135.00	
1077428	1607217	9/24/2015	270	1,955.10	
1077442	1607223	9/24/2015	270	1,569.00	
1077294	1607139	9/24/2015	270	1,552.48	
1077443	1607224	9/24/2015	270	1,056.00	
1077441	1607222	9/24/2015	270	777.08	
1077388	1607177	9/24/2015	270	760.00	
1077397	1607172	9/24/2015	270	701.75	
1077385	1607175	9/24/2015	270	700.00	
1077293	1607138	9/24/2015	270	659.36	
1077395	1607171	9/24/2015	270	600.00	
1077078	1607137	9/24/2015	270	553.72	
1077427	1607216	9/24/2015	270	430.00	
1077387	1607168	9/24/2015	270	300.00	
1077448	1607227	9/24/2015	270	296.67	
1077073	1607133	9/24/2015	270	261.75	
1077431	1607219	9/24/2015	270	254.00	
1077392	1607170	9/24/2015	270	250.00	
1077433	1607220	9/24/2015	270	235.00	
1077364	1607145	9/24/2015	270	206.89	
1077384	1607167	9/24/2015	270	140.00	
1077076	1607135	9/24/2015	270	126.00	
1077390	1607169	9/24/2015	270	120.00	
1077398	1607173	9/24/2015	270	80.00	
1077389	1607178	9/24/2015	270	74.46	
1077439	1607221	9/24/2015	270	45.82	
1077455	1607232	9/24/2015	270	15.64	
1077068	152700909 AIRS D€	9/24/2015	270	1.40	
1077051	DFA EFT REV 9/24/	9/24/2015	270		10,308.60
1077406	152700915	9/24/2015	270		110,891,263.34
1077800	152700902	9/25/2015	270	111,314,803.59	
1077795	152700907 AIRS TA	9/25/2015	270	26,164,515.00	
1077704	153000903	9/25/2015	270	22,000,000.00	

Run Date: 12/31/2015
Run Time: 3:29:02PM

Demand Account Activity

Start Date: 7/1/2015 End Date: 12/31/2015

Page: 94
User: 0

Jnl. Entry	Ref #	Trx. Date	Ledger	Debit Amount	Credit Amount
1077845	1607344	9/25/2015	270	20,930,875.37	
1077836	1607316	9/25/2015	270	4,305,635.82	
1077796	1607282	9/25/2015	270	2,635,925.83	
1077855	1607368	9/25/2015	270	1,586,000.00	
1077835	1607315	9/25/2015	270	1,549,815.61	
1077794	1607281	9/25/2015	270	450,705.04	
1077882	1607338	9/25/2015	270	439,811.96	
1077880	1607336	9/25/2015	270	394,279.58	
1077881	1607337	9/25/2015	270	257,317.88	
1077814	1607295	9/25/2015	270	207,642.73	
1077866	1607332	9/25/2015	270	186,664.00	
1077833	1607313	9/25/2015	270	175,184.83	
1077877	1607335	9/25/2015	270	152,114.89	
1077871	1607333	9/25/2015	270	127,292.85	
1077797	1607283	9/25/2015	270	118,107.17	
1077789	1607278	9/25/2015	270	91,232.60	
1077897	1607369	9/25/2015	270	89,372.37	
1077911	1607375	9/25/2015	270	63,768.33	
1077874	1607334	9/25/2015	270	54,963.68	
1077832	1607312	9/25/2015	270	42,569.11	
1077912	1607376	9/25/2015	270	37,123.85	
1077798	152700908 AIRS TA	9/25/2015	270	33,653.96	
1077876	1607329	9/25/2015	270	28,164.33	
1077842	1607341	9/25/2015	270	25,746.55	
1077480	1607249	9/25/2015	270	21,935.02	
1077907	1607371	9/25/2015	270	20,000.00	
1077793	1607280	9/25/2015	270	19,740.14	
1077783	1607273	9/25/2015	270	16,887.47	
1077478	1607247	9/25/2015	270	16,109.35	
1077787	1607277	9/25/2015	270	15,302.60	
1077906	1607370	9/25/2015	270	12,248.12	
1077779	1607269	9/25/2015	270	10,766.86	
1077838	1607318	9/25/2015	270	10,591.20	
1077843	1607342	9/25/2015	270	10,187.75	
1077879	1607331	9/25/2015	270	8,007.61	
1077785	1607275	9/25/2015	270	6,791.01	
1077479	1607248	9/25/2015	270	5,819.61	
1077812	1607293	9/25/2015	270	5,718.50	
1077841	1607321	9/25/2015	270	5,041.55	
1077786	1607276	9/25/2015	270	5,036.24	
1077844	1607343	9/25/2015	270	4,742.25	
1077790	1607279	9/25/2015	270	3,417.67	
1077854	1607351	9/25/2015	270	2,637.47	
1077875	1607328	9/25/2015	270	2,495.50	
1077910	1607374	9/25/2015	270	2,434.04	
1077872	1607326	9/25/2015	270	2,270.99	
1077840	1607320	9/25/2015	270	2,183.03	
1077853	1607350	9/25/2015	270	1,940.00	
1077883	1607339	9/25/2015	270	1,824.19	
1077481	1607250	9/25/2015	270	1,796.73	
1077873	1607327	9/25/2015	270	1,689.75	
1077809	1607291	9/25/2015	270	1,538.50	
1077807	1607289	9/25/2015	270	1,475.00	
1077908	1607372	9/25/2015	270	1,415.00	
1077831	1607311	9/25/2015	270	1,101.35	
1077482	1607251	9/25/2015	270	1,004.98	

Run Date: 12/31/2015
 Run Time: 3:29:02PM

Demand Account Activity

Start Date: 7/1/2015 End Date: 12/31/2015

Page: 95
 User: 0

Jnl. Entry	Ref #	Trx. Date	Ledger	Debit Amount	Credit Amount
1077837	1607317	9/25/2015	270	887.50	
1077834	1607314	9/25/2015	270	820.82	
1077784	1607274	9/25/2015	270	773.93	
1077884	1607340	9/25/2015	270	711.86	
1077904	Back Out Journal Er	9/25/2015	270	700.50	
1077813	1607294	9/25/2015	270	460.00	
1077870	1607325	9/25/2015	270	439.78	
1077778	1607268	9/25/2015	270	360.00	
1077830	1607310	9/25/2015	270	290.00	
1077808	1607290	9/25/2015	270	280.00	
1077782	1607272	9/25/2015	270	259.50	
1077869	1607324	9/25/2015	270	235.00	
1077483	1607252	9/25/2015	270	218.07	
1077811	1607292	9/25/2015	270	205.00	
1077852	1607349	9/25/2015	270	145.50	
1077867	1607322	9/25/2015	270	130.29	
1077781	1607271	9/25/2015	270	110.00	
1077799	152700909 AIRS DE	9/25/2015	270	95.96	
1077868	1607323	9/25/2015	270	52.33	
1077839	1607319	9/25/2015	270	48.00	
1077477	1607246	9/25/2015	270	21.95	
1077780	1607270	9/25/2015	270	8.50	
1077909	1607373	9/25/2015	270	8.00	
1077878	1607330	9/25/2015	270	1.00	
1077792	DFA EFT REV 9/25/	9/25/2015	270		280,502.13
1077707	152700901	9/25/2015	270		59,812,000.00
1077802	152700905	9/25/2015	270		112,406,820.43
1077890	Various Chargeback	9/25/2015	270		700.50
1077891	152700905	9/25/2015	270		20,000,000.00
1077895	152800901	9/25/2015	270		2,000,000.00
1078190	152700903	9/28/2015	270	38,835,779.57	
1078186	152700907 AIRS TA	9/28/2015	270	35,860,624.72	
1078271	152700912	9/28/2015	270	25,000,000.00	
1077925	153000903	9/28/2015	270	14,000,000.00	
1078251	1607458	9/28/2015	270	2,299,256.77	
1078252	1607459	9/28/2015	270	1,730,496.63	
1078310	1607499	9/28/2015	270	1,100,000.00	
1077918	1607380	9/28/2015	270	740,000.00	
1078172	152700902	9/28/2015	270	600,671.00	
1078279	1607474	9/28/2015	270	485,815.48	
1078234	1607441	9/28/2015	270	477,108.91	
1078278	1607473	9/28/2015	270	343,125.40	
1077919	1607381	9/28/2015	270	242,501.00	
1078235	1607442	9/28/2015	270	194,905.04	
1078286	1607488	9/28/2015	270	170,000.00	
1078255	1607462	9/28/2015	270	164,200.00	
1078167	1607394	9/28/2015	270	150,000.00	
1078254	1607461	9/28/2015	270	52,654.76	
1078174	1607399	9/28/2015	270	43,600.99	
1078218	1607426	9/28/2015	270	42,927.93	
1078187	152700908 AIRS TA	9/28/2015	270	39,506.09	
1078173	1607398	9/28/2015	270	38,562.93	
1078283	1607478	9/28/2015	270	36,739.98	
1078284	1607479	9/28/2015	270	31,359.05	
1078162	1607389	9/28/2015	270	28,854.60	
1078222	1607429	9/28/2015	270	27,852.53	

Run Date: 12/31/2015
 Run Time: 3:29:02PM

Demand Account Activity

Start Date: 7/1/2015 End Date: 12/31/2015

Page: 96
 User: 0

Jnl. Entry	Ref #	Trx. Date	Ledger	Debit Amount	Credit Amount
1078246	1607453	9/28/2015	270	25,420.00	
1078231	1607438	9/28/2015	270	19,192.21	
1078232	1607439	9/28/2015	270	15,343.20	
1078171	1607397	9/28/2015	270	11,539.00	
1078282	1607477	9/28/2015	270	8,575.00	
1078250	1607457	9/28/2015	270	7,959.99	
1078219	1607427	9/28/2015	270	7,315.62	
1078289	1607482	9/28/2015	270	7,025.00	
1078224	1607431	9/28/2015	270	4,562.50	
1078233	1607440	9/28/2015	270	4,474.69	
1078166	1607393	9/28/2015	270	4,238.00	
1078277	1607472	9/28/2015	270	4,161.50	
1078163	1607390	9/28/2015	270	3,747.00	
1078236	1607443	9/28/2015	270	3,252.19	
1078164	1607391	9/28/2015	270	3,030.49	
1078202	1607410	9/28/2015	270	2,545.00	
1078281	1607476	9/28/2015	270	2,491.50	
1078189	152700910 AIRS DE	9/28/2015	270	2,465.20	
1078165	1607392	9/28/2015	270	2,284.97	
1078200	1607408	9/28/2015	270	2,070.00	
1078253	1607460	9/28/2015	270	1,848.93	
1078287	1607481	9/28/2015	270	1,623.25	
1078169	1607396	9/28/2015	270	1,532.04	
1078294	1607491	9/28/2015	270	1,342.32	
1078158	1607385	9/28/2015	270	1,224.38	
1078248	1607455	9/28/2015	270	962.00	
1078249	1607456	9/28/2015	270	736.90	
1078220	1607428	9/28/2015	270	525.10	
1078230	1607437	9/28/2015	270	509.89	
1078188	152700909	9/28/2015	270	456.63	
1078237	1607444	9/28/2015	270	436.54	
1078161	1607388	9/28/2015	270	412.52	
1078280	1607475	9/28/2015	270	400.00	
1078201	1607409	9/28/2015	270	390.00	
1078198	1607406	9/28/2015	270	323.00	
1078223	1607430	9/28/2015	270	275.00	
1078203	1607411	9/28/2015	270	200.00	
1078160	1607387	9/28/2015	270	179.75	
1078291	1607484	9/28/2015	270	165.00	
1078247	1607454	9/28/2015	270	159.93	
1078159	1607386	9/28/2015	270	126.00	
1078285	1607480	9/28/2015	270	125.00	
1078264	1607487	9/28/2015	270	109.45	
1078168	1607395	9/28/2015	270	104.88	
1078238	1607445	9/28/2015	270	63.16	
1078199	1607407	9/28/2015	270	35.00	
1078225	1607432	9/28/2015	270	20.00	
1078226	1607433	9/28/2015	270	12.00	
1078227	1607434	9/28/2015	270	8.00	
1078290	1607483	9/28/2015	270	4.25	
1078228	1607435	9/28/2015	270	4.00	
1078229	1607436	9/28/2015	270	1.00	
1078196	8006180	9/28/2015	270		23,696.59
1078269	152700906	9/28/2015	270		25,164,200.00
1078270	152700911	9/28/2015	270		50,000,000.00
1078272	152700913	9/28/2015	270		38,612,897.01

Run Date: 12/31/2015
 Run Time: 3:29:02PM

Demand Account Activity

Start Date: 7/1/2015 End Date: 12/31/2015

Page: 97
 User: 0

Jnl. Entry	Ref #	Trx. Date	Ledger	Debit Amount	Credit Amount
1078170	152700901	9/28/2015	270		6,504,000.00
1078301	152700915	9/28/2015	270		3,000,000.00
1078367	152700904	9/29/2015	270	217,123,283.33	
1078333	152700907 AIRS TA	9/29/2015	270	22,624,332.73	
1078339	152700902	9/29/2015	270	13,955,387.19	
1078324	153000904	9/29/2015	270	8,000,000.00	
1078749	1528000901	9/29/2015	270	5,000,000.00	
1078727	1607636	9/29/2015	270	2,779,064.05	
1078750	152300901	9/29/2015	270	2,000,000.00	
1078380	1607545	9/29/2015	270	1,577,558.32	
1078686	1607599	9/29/2015	270	1,505,830.79	
1078646	1607561	9/29/2015	270	601,029.59	
1078687	1607600	9/29/2015	270	566,402.67	
1078688	1607601	9/29/2015	270	520,036.50	
1078689	1607602	9/29/2015	270	484,565.48	
1078693	1607605	9/29/2015	270	466,144.38	
1078732	1607642	9/29/2015	270	412,751.74	
1078361	1607528	9/29/2015	270	397,244.93	
1078695	1607607	9/29/2015	270	346,735.60	
1078647	1607562	9/29/2015	270	318,724.50	
1078731	1607637	9/29/2015	270	221,000.00	
1078648	1607563	9/29/2015	270	219,090.00	
1078679	1607592	9/29/2015	270	182,127.49	
1078357	1607524	9/29/2015	270	177,096.00	
1078726	1607635	9/29/2015	270	170,000.00	
1078705	1607617	9/29/2015	270	131,710.00	
1078358	1607525	9/29/2015	270	127,939.12	
1078680	1607593	9/29/2015	270	123,177.39	
1078681	1607594	9/29/2015	270	64,759.32	
1078682	1607595	9/29/2015	270	63,604.97	
1078683	1607596	9/29/2015	270	51,224.96	
1078694	1607606	9/29/2015	270	41,018.30	
1078347	1607514	9/29/2015	270	30,463.57	
1078359	1607526	9/29/2015	270	29,982.90	
1078684	1607597	9/29/2015	270	28,293.15	
1078665	1607578	9/29/2015	270	27,271.95	
1078364	1607530	9/29/2015	270	22,017.15	
1078360	1607527	9/29/2015	270	21,000.00	
1078365	1607531	9/29/2015	270	20,805.00	
1078723	1607632	9/29/2015	270	18,874.25	
1078351	1607518	9/29/2015	270	18,475.59	
1078721	1607626	9/29/2015	270	18,115.00	
1078677	1607590	9/29/2015	270	17,758.74	
1078352	1607519	9/29/2015	270	16,323.95	
1078375	1607540	9/29/2015	270	15,968.84	
1078343	1607510	9/29/2015	270	14,200.00	
1078353	1607520	9/29/2015	270	13,991.51	
1078354	1607521	9/29/2015	270	12,800.00	
1078355	1607522	9/29/2015	270	12,722.40	
1078356	1607523	9/29/2015	270	12,000.00	
1078376	1607541	9/29/2015	270	10,907.18	
1078637	1607552	9/29/2015	270	8,938.34	
1078377	1607542	9/29/2015	270	8,900.00	
1078678	1607591	9/29/2015	270	8,082.83	
1078348	1607515	9/29/2015	270	6,898.00	
1078362	1607529	9/29/2015	270	5,711.60	

Run Date: 12/31/2015
 Run Time: 3:29:02PM

Demand Account Activity

Start Date: 7/1/2015 End Date: 12/31/2015

Page: 98
 User: 0

Jnl. Entry	Ref #	Trx. Date	Ledger	Debit Amount	Credit Amount
1078349	1607516	9/29/2015	270	4,992.74	
1078675	1607588	9/29/2015	270	4,920.00	
1078350	1607517	9/29/2015	270	4,525.00	
1078690	1607603	9/29/2015	270	4,273.93	
1078645	1607560	9/29/2015	270	3,784.63	
1078676	1607589	9/29/2015	270	3,423.34	
1078685	1607598	9/29/2015	270	3,233.11	
1078691	1607604	9/29/2015	270	2,526.16	
1078346	1607513	9/29/2015	270	2,495.00	
1078642	1607557	9/29/2015	270	2,315.25	
1078696	1607608	9/29/2015	270	2,037.00	
1078640	1607555	9/29/2015	270	1,740.00	
1078374	1607539	9/29/2015	270	1,700.00	
1078644	1607559	9/29/2015	270	1,677.89	
1078372	1607537	9/29/2015	270	1,612.81	
1078730	1607648	9/29/2015	270	1,489.28	
1078345	1607512	9/29/2015	270	940.00	
1078666	1607579	9/29/2015	270	912.20	
1078667	1607580	9/29/2015	270	740.00	
1078674	1607587	9/29/2015	270	720.72	
1078740	1607650	9/29/2015	270	483.80	
1078638	1607553	9/29/2015	270	411.00	
1078641	1607556	9/29/2015	270	330.00	
1078670	1607583	9/29/2015	270	315.00	
1078373	1607538	9/29/2015	270	300.00	
1078669	1607582	9/29/2015	270	244.00	
1078668	1607581	9/29/2015	270	242.50	
1078724	1607633	9/29/2015	270	217.96	
1078739	1607649	9/29/2015	270	203.60	
1078643	1607558	9/29/2015	270	190.00	
1078725	1607634	9/29/2015	270	180.00	
1078671	1607584	9/29/2015	270	165.00	
1078334	152700908 AIRS DE	9/29/2015	270	145.36	
1078672	1607585	9/29/2015	270	85.00	
1078673	1607586	9/29/2015	270	81.00	
1078639	1607554	9/29/2015	270	70.00	
1078344	1607511	9/29/2015	270	55.25	
1078317	1607505	9/29/2015	270	30.38	
1078325	152700901	9/29/2015	270		2,110,000.00
1078363	152700903	9/29/2015	270		23,973,774.08
1078342	DFA EFT REV 9/29/	9/29/2015	270		2,868.03
1078383	152700909	9/29/2015	270		254,644,699.25
1079128	162700907	9/30/2015	270	27,811,194.44	
1079127	162700902	9/30/2015	270	12,000,000.00	
1079125	162700908	9/30/2015	270	7,000,000.00	
1079131	16270093003EFT A	9/30/2015	270	6,716,151.76	
1079206	Correct Journal Entr	9/30/2015	270	5,000,000.00	
1079205	162700909	9/30/2015	270	3,000,000.00	
1079093	1607688	9/30/2015	270	1,195,932.00	
1079152	1607728	9/30/2015	270	919,721.62	
1079148	1607726	9/30/2015	270	861,786.79	
1079094	1607689	9/30/2015	270	500,000.00	
1079087	1607682	9/30/2015	270	465,022.94	
1079151	1607727	9/30/2015	270	358,043.38	
1079095	1607690	9/30/2015	270	324,421.47	
1079142	1607721	9/30/2015	270	250,391.37	

Run Date: 12/31/2015
 Run Time: 3:29:02PM

Demand Account Activity

Start Date: 7/1/2015 End Date: 12/31/2015

Page: 99
 User: 0

Jnl. Entry	Ref #	Trx. Date	Ledger	Debit Amount	Credit Amount
1079134	16270093006IRPCC	9/30/2015	270	169,414.78	
1079170	1607738	9/30/2015	270	141,161.42	
1079081	1607676	9/30/2015	270	75,972.00	
1079171	1607739	9/30/2015	270	47,559.60	
1079132	16270093004CC All	9/30/2015	270	42,454.94	
1079186	1607753	9/30/2015	270	42,331.26	
1079088	1607683	9/30/2015	270	40,967.58	
1079082	1607677	9/30/2015	270	39,591.00	
1079097	1607692	9/30/2015	270	31,124.03	
1079096	1607691	9/30/2015	270	22,171.70	
1079146	1607725	9/30/2015	270	18,703.00	
1079140	1607719	9/30/2015	270	17,852.00	
1079173	1607741	9/30/2015	270	16,990.20	
1078765	1607662	9/30/2015	270	11,425.77	
1079168	1607736	9/30/2015	270	8,291.01	
1079184	1607752	9/30/2015	270	7,533.75	
1079091	1607686	9/30/2015	270	6,285.95	
1078761	1607658	9/30/2015	270	6,248.00	
1079175	1607743	9/30/2015	270	5,625.81	
1079161	1607731	9/30/2015	270	5,049.28	
1079169	1607737	9/30/2015	270	4,250.00	
1079090	1607685	9/30/2015	270	4,168.96	
1079092	1607687	9/30/2015	270	3,995.02	
1079145	1607724	9/30/2015	270	3,984.90	
1079080	1607675	9/30/2015	270	3,529.10	
1079084	1607679	9/30/2015	270	2,910.00	
1079106	1607700	9/30/2015	270	2,624.75	
1079167	1607735	9/30/2015	270	1,984.20	
1079109	1607702	9/30/2015	270	1,585.00	
1079144	1607723	9/30/2015	270	1,545.08	
1079141	1607720	9/30/2015	270	1,241.00	
1078760	1607657	9/30/2015	270	958.45	
1079172	1607740	9/30/2015	270	851.00	
1079143	1607722	9/30/2015	270	780.00	
1079089	1607684	9/30/2015	270	750.00	
1078768	1607665	9/30/2015	270	736.95	
1079165	1607733	9/30/2015	270	605.50	
1078763	1607660	9/30/2015	270	592.99	
1078766	1607663	9/30/2015	270	590.00	
1079104	1607698	9/30/2015	270	442.50	
1079176	1607744	9/30/2015	270	348.79	
1078762	1607659	9/30/2015	270	329.45	
1078764	1607661	9/30/2015	270	303.51	
1079110	1607703	9/30/2015	270	290.00	
1078759	1607656	9/30/2015	270	290.00	
1078767	1607664	9/30/2015	270	224.00	
1079085	1607680	9/30/2015	270	219.75	
1079108	1607701	9/30/2015	270	210.00	
1079133	16270093005IFTA C	9/30/2015	270	117.88	
1079105	1607699	9/30/2015	270	50.00	
1079166	1607734	9/30/2015	270	32.00	
1079086	1607681	9/30/2015	270	29.75	
1079083	1607678	9/30/2015	270	20.00	
1079163	1607732	9/30/2015	270	8.00	
1079098	162700901	9/30/2015	270		1,978,000.00
1079192	162700907	9/30/2015	270		62,376,767.40

Run Date: 12/31/2015
 Run Time: 3:29:02PM

Demand Account Activity

Page: 100
 User: 0

Start Date: 7/1/2015 End Date: 12/31/2015

Jnl. Entry	Ref #	Trx. Date	Ledger	Debit Amount	Credit Amount
1079126	Back Out Journal Er	9/30/2015	270		3,000,000.00
1080522	1607825	10/1/2015	270	51,184,405.34	
1080092	1607789	10/1/2015	270	34,134,500.72	
1080471	152701002	10/1/2015	270	26,168,247.00	
1080468	153001003	10/1/2015	270	7,000,000.00	
1080489	1607843	10/1/2015	270	3,202,000.00	
1080508	1607820	10/1/2015	270	1,476,359.33	
1080509	1607821	10/1/2015	270	902,128.36	
1080098	1607795	10/1/2015	270	207,479.24	
1080094	1607791	10/1/2015	270	160,462.81	
1080099	1607796	10/1/2015	270	134,941.66	
1080511	1607822	10/1/2015	270	124,395.12	
1080097	1607794	10/1/2015	270	84,015.18	
1079244	1607773	10/1/2015	270	48,550.72	
1080480	1607805	10/1/2015	270	36,815.89	
1080518	1607824	10/1/2015	270	34,487.01	
1080486	1607842	10/1/2015	270	34,202.40	
1080515	1607823	10/1/2015	270	28,734.00	
1080482	1607807	10/1/2015	270	24,779.56	
1079242	1607771	10/1/2015	270	19,988.31	
1080093	1607790	10/1/2015	270	15,792.27	
1079241	1607770	10/1/2015	270	13,609.42	
1079237	1607766	10/1/2015	270	12,506.78	
1080501	1607818	10/1/2015	270	11,272.31	
1080091	1607788	10/1/2015	270	10,561.10	
1080096	1607793	10/1/2015	270	7,656.91	
1080504	1607819	10/1/2015	270	7,219.60	
1080475	1607801	10/1/2015	270	6,461.37	
1079253	1607781	10/1/2015	270	5,776.50	
1079240	1607769	10/1/2015	270	5,168.72	
1079239	1607768	10/1/2015	270	5,168.61	
1080491	1607844	10/1/2015	270	5,070.00	
1080100	1607797	10/1/2015	270	4,301.63	
1080095	1607792	10/1/2015	270	3,947.26	
1080477	1607802	10/1/2015	270	2,504.92	
1079238	1607767	10/1/2015	270	2,416.88	
1080483	1607808	10/1/2015	270	1,482.64	
1079243	1607772	10/1/2015	270	1,250.00	
1080481	1607806	10/1/2015	270	1,201.20	
1079256	1607804	10/1/2015	270	830.00	
1080521	1607850	10/1/2015	270	269.61	
1079235	1607764	10/1/2015	270	122.52	
1080507	1607835	10/1/2015	270	40.00	
1080510	1607836	10/1/2015	270	8.72	
1080527	152701004	10/1/2015	270		60,120,031.58
1080470	152701001	10/1/2015	270		21,325,967.00
1080476	152701003	10/1/2015	270		42,904,827.95
1080733	Back Out Journal Er	10/2/2015	270	149,348,647.55	
1080695	162701004	10/2/2015	270	91,155,014.96	
1080751	1607941	10/2/2015	270	27,233,797.77	
1080698	16270100207AIRS I	10/2/2015	270	10,449,195.84	
1080925	1607942	10/2/2015	270	7,219,876.57	
1080694	162701003	10/2/2015	270	6,000,000.00	
1080692	162701002	10/2/2015	270	5,481,360.00	
1080741	1607932	10/2/2015	270	808,822.19	
1080971	1607982	10/2/2015	270	781,171.57	

Run Date: 12/31/2015
 Run Time: 3:29:02PM

Demand Account Activity

Page: 101
 User: 0

Start Date: 7/1/2015 End Date: 12/31/2015

Jnl. Entry	Ref #	Trx. Date	Ledger	Debit Amount	Credit Amount
1080744	1607935	10/2/2015	270	633,886.75	
1080743	1607934	10/2/2015	270	382,914.16	
1080739	1607930	10/2/2015	270	233,222.96	
1080693	1607901	10/2/2015	270	219,726.38	
1080740	1607931	10/2/2015	270	110,326.55	
1080750	1607940	10/2/2015	270	88,273.67	
1080699	16270100208CC All	10/2/2015	270	71,475.33	
1080742	1607933	10/2/2015	270	56,535.67	
1080973	1607984	10/2/2015	270	40,290.08	
1080723	1607915	10/2/2015	270	39,276.10	
1080541	1607855	10/2/2015	270	37,628.10	
1080660	1607888	10/2/2015	270	33,787.33	
1080726	1607918	10/2/2015	270	30,934.60	
1080713	1607904	10/2/2015	270	28,817.34	
1080745	1607936	10/2/2015	270	21,078.23	
1080721	1607912	10/2/2015	270	19,829.11	
1080747	1607937	10/2/2015	270	16,848.81	
1080543	1607857	10/2/2015	270	11,475.00	
1080669	1607877	10/2/2015	270	10,219.25	
1080661	1607889	10/2/2015	270	9,104.92	
1080977	1607988	10/2/2015	270	6,346.16	
1080722	1607913	10/2/2015	270	6,267.00	
1080691	1607914	10/2/2015	270	5,288.00	
1080684	1607884	10/2/2015	270	5,175.34	
1080682	1607882	10/2/2015	270	4,131.75	
1080701	16270100210IRPCC	10/2/2015	270	3,416.10	
1080542	1607856	10/2/2015	270	3,322.00	
1080927	1607943	10/2/2015	270	2,847.99	
1080663	1607874	10/2/2015	270	2,725.00	
1080720	1607911	10/2/2015	270	1,928.98	
1080724	1607916	10/2/2015	270	1,869.08	
1080714	1607905	10/2/2015	270	1,802.50	
1080677	1607880	10/2/2015	270	1,690.00	
1080749	1607939	10/2/2015	270	1,652.80	
1080672	1607898	10/2/2015	270	1,215.18	
1080729	1607944	10/2/2015	270	1,023.00	
1080712	1607903	10/2/2015	270	903.65	
1080659	1607872	10/2/2015	270	861.75	
1080667	1607876	10/2/2015	270	830.00	
1080675	1607879	10/2/2015	270	785.25	
1080950	1607961	10/2/2015	270	700.00	
1080700	16270100209IFTA C	10/2/2015	270	631.30	
1080955	1607965	10/2/2015	270	600.00	
1080957	1607967	10/2/2015	270	600.00	
1080959	1607969	10/2/2015	270	560.00	
1080948	1607959	10/2/2015	270	550.00	
1080664	1607875	10/2/2015	270	500.00	
1080952	1607963	10/2/2015	270	500.00	
1080711	1607902	10/2/2015	270	485.00	
1080666	1607891	10/2/2015	270	450.00	
1080954	1607964	10/2/2015	270	420.00	
1080958	1607968	10/2/2015	270	400.00	
1080671	1607894	10/2/2015	270	375.00	
1080683	1607883	10/2/2015	270	330.00	
1080681	1607881	10/2/2015	270	320.00	
1080523	1607854	10/2/2015	270	290.00	

Run Date: 12/31/2015
 Run Time: 3:29:02PM

Demand Account Activity

Start Date: 7/1/2015 End Date: 12/31/2015

Page: 102
 User: 0

Jnl. Entry	Ref #	Trx. Date	Ledger	Debit Amount	Credit Amount
1080949	1607960	10/2/2015	270	280.00	
1080715	1607906	10/2/2015	270	235.25	
1080668	1607892	10/2/2015	270	225.00	
1080685	1607885	10/2/2015	270	220.00	
1080725	1607917	10/2/2015	270	196.24	
1080665	1607890	10/2/2015	270	150.00	
1080670	1607893	10/2/2015	270	150.00	
1080748	1607938	10/2/2015	270	147.40	
1080951	1607962	10/2/2015	270	140.00	
1080956	1607966	10/2/2015	270	140.00	
1080662	1607873	10/2/2015	270	130.00	
1080717	1607908	10/2/2015	270	110.41	
1080673	1607878	10/2/2015	270	110.00	
1080718	1607909	10/2/2015	270	106.68	
1080656	1607887	10/2/2015	270	100.00	
1080932	1607947	10/2/2015	270	91.56	
1080686	1607886	10/2/2015	270	72.25	
1080719	1607910	10/2/2015	270	68.00	
1080716	1607907	10/2/2015	270	4.00	
1080746	8006187	10/2/2015	270		24,152.72
1080548	162701001	10/2/2015	270		1,404,650.00
1080710	162701011	10/2/2015	270		149,348,647.55
1080964	162701013	10/2/2015	270		1,000,000.00
1080978	Correct Journal Entr	10/2/2015	270		149,348,647.55
1080990	153001003	10/5/2015	270	13,000,000.00	
1081286	1608039	10/5/2015	270	11,766,239.06	
1081005	152701007 AIRS TA	10/5/2015	270	7,385,689.52	
1081287	1608040	10/5/2015	270	2,141,440.83	
1081316	1608068	10/5/2015	270	866,022.99	
1081309	1608059	10/5/2015	270	447,471.25	
1081246	1608003	10/5/2015	270	211,600.00	
1081317	1608069	10/5/2015	270	198,000.00	
1081310	1608060	10/5/2015	270	187,006.43	
1081279	1608033	10/5/2015	270	85,704.03	
1081295	1608047	10/5/2015	270	32,701.76	
1081315	1608067	10/5/2015	270	23,867.99	
1081285	1608038	10/5/2015	270	21,582.84	
1081344	1608091	10/5/2015	270	20,508.68	
1081280	1608034	10/5/2015	270	20,399.94	
1081306	1608056	10/5/2015	270	18,966.93	
1081300	1608050	10/5/2015	270	9,686.25	
1081247	1608004	10/5/2015	270	9,660.00	
1081248	1608005	10/5/2015	270	9,256.85	
1081307	1608057	10/5/2015	270	8,413.25	
1081314	1608066	10/5/2015	270	8,080.00	
1081308	1608058	10/5/2015	270	5,372.00	
1081245	1608002	10/5/2015	270	5,023.21	
1081313	1608061	10/5/2015	270	4,826.12	
1081288	1608041	10/5/2015	270	4,032.33	
1081304	1608054	10/5/2015	270	3,141.10	
1081262	1608017	10/5/2015	270	2,784.25	
1081305	1608055	10/5/2015	270	2,032.00	
1081249	1608006	10/5/2015	270	1,684.42	
1081297	1608049	10/5/2015	270	1,532.00	
1081260	1608015	10/5/2015	270	1,440.00	
1081284	1608037	10/5/2015	270	1,294.64	

Run Date: 12/31/2015
 Run Time: 3:29:02PM

Demand Account Activity

Page: 103
 User: 0

Start Date: 7/1/2015 End Date: 12/31/2015

Jnl. Entry	Ref #	Trx. Date	Ledger	Debit Amount	Credit Amount
1081243	1608000	10/5/2015	270	1,260.00	
1081258	1608013	10/5/2015	270	1,111.00	
1081302	1608052	10/5/2015	270	867.50	
1081244	1608001	10/5/2015	270	840.00	
1081301	1608051	10/5/2015	270	750.00	
1081346	1608092	10/5/2015	270	600.00	
1081252	1608009	10/5/2015	270	380.00	
1081190	152701008 AIRS TA	10/5/2015	270	350.00	
1080981	1607990	10/5/2015	270	300.00	
1081261	1608016	10/5/2015	270	270.00	
1081281	1608035	10/5/2015	270	231.84	
1081263	1608018	10/5/2015	270	230.00	
1080985	1607994	10/5/2015	270	225.00	
1081195	152701009 AIRS DE	10/5/2015	270	199.58	
1081250	1608007	10/5/2015	270	193.25	
1081296	1608048	10/5/2015	270	185.00	
1081259	1608014	10/5/2015	270	160.00	
1081251	1608008	10/5/2015	270	150.00	
1081283	1608036	10/5/2015	270	92.96	
1080982	1607991	10/5/2015	270	75.00	
1080983	1607992	10/5/2015	270	75.00	
1080984	1607993	10/5/2015	270	75.00	
1081303	1608053	10/5/2015	270	35.20	
1080991	152701001	10/5/2015	270		753,000.00
1081282	152701002	10/5/2015	270		5,301,171.32
1081332	152701003	10/5/2015	270		7,002,088.89
1081335	152701006	10/5/2015	270		21,503,898.39
1081359	152701010	10/5/2015	270		2,000,000.00
1081653	153001004	10/6/2015	270	12,000,000.00	
1081672	152701007 AIRS TA	10/6/2015	270	8,587,347.34	
1081715	1608174	10/6/2015	270	3,636,670.04	
1081655	152701002	10/6/2015	270	2,824,745.00	
1081738	1608191	10/6/2015	270	2,173,000.00	
1081716	1608175	10/6/2015	270	1,460,019.19	
1081685	1608144	10/6/2015	270	450,008.19	
1081693	1608152	10/6/2015	270	66,950.59	
1081736	1608189	10/6/2015	270	43,947.00	
1081630	1608108	10/6/2015	270	42,608.24	
1081673	152701008 AIRS TA	10/6/2015	270	42,529.60	
1081717	1608176	10/6/2015	270	35,288.35	
1081739	1608192	10/6/2015	270	12,424.29	
1081631	1608109	10/6/2015	270	11,987.83	
1081675	152701010 AIRS DE	10/6/2015	270	11,467.82	
1081741	1608193	10/6/2015	270	8,083.30	
1081369	1608103	10/6/2015	270	7,857.25	
1081626	1608105	10/6/2015	270	7,410.03	
1081713	1608172	10/6/2015	270	6,835.72	
1081737	1608190	10/6/2015	270	6,528.30	
1081628	1608106	10/6/2015	270	6,347.42	
1081697	1608155	10/6/2015	270	6,002.23	
1081368	1608102	10/6/2015	270	5,900.00	
1081632	1608110	10/6/2015	270	5,151.91	
1081711	1608170	10/6/2015	270	4,044.08	
1081696	1608154	10/6/2015	270	3,989.62	
1081629	1608107	10/6/2015	270	3,832.33	
1081714	1608173	10/6/2015	270	3,698.76	

Run Date: 12/31/2015
 Run Time: 3:29:02PM

Demand Account Activity

Start Date: 7/1/2015 End Date: 12/31/2015

Page: 104
 User: 0

Jnl. Entry	Ref #	Trx. Date	Ledger	Debit Amount	Credit Amount
1081633	1608111	10/6/2015	270	2,512.47	
1081683	1608142	10/6/2015	270	2,424.75	
1081658	1608130	10/6/2015	270	2,300.00	
1081634	1608112	10/6/2015	270	1,781.76	
1081745	1608196	10/6/2015	270	1,633.88	
1081712	1608171	10/6/2015	270	1,595.41	
1081749	1608197	10/6/2015	270	1,581.55	
1081681	1608140	10/6/2015	270	1,190.00	
1081724	1608181	10/6/2015	270	1,092.75	
1081692	1608151	10/6/2015	270	1,056.70	
1081645	1608128	10/6/2015	270	1,034.46	
1081635	1608113	10/6/2015	270	934.54	
1081701	1608159	10/6/2015	270	870.09	
1081636	1608114	10/6/2015	270	861.92	
1081638	1608115	10/6/2015	270	658.38	
1081622	1608179	10/6/2015	270	579.53	
1081744	1608195	10/6/2015	270	442.00	
1081639	1608116	10/6/2015	270	435.90	
1081722	1608188	10/6/2015	270	435.00	
1081743	1608194	10/6/2015	270	422.75	
1081679	1608138	10/6/2015	270	399.25	
1081641	1608117	10/6/2015	270	385.22	
1081698	1608156	10/6/2015	270	383.00	
1081690	1608150	10/6/2015	270	327.50	
1081643	1608118	10/6/2015	270	265.58	
1081682	1608141	10/6/2015	270	220.00	
1081684	1608143	10/6/2015	270	210.00	
1081656	1608129	10/6/2015	270	196.01	
1081695	1608153	10/6/2015	270	173.25	
1081699	1608157	10/6/2015	270	160.00	
1081674	152701009 AIRS DE	10/6/2015	270	98.39	
1081680	1608139	10/6/2015	270	70.00	
1081700	1608158	10/6/2015	270	33.19	
1081723	1608180	10/6/2015	270	17.44	
1081753	1608198	10/6/2015	270	2.00	
1081654	152701001	10/6/2015	270		9,249,000.00
1081676	152701005	10/6/2015	270		20,317,227.21
1081728	152701006	10/6/2015	270		1,147.87
1081761	152801001	10/6/2015	270		2,000,000.00
1082233	152801001	10/7/2015	270	14,000,000.00	
1081973	153001003	10/7/2015	270	10,000,000.00	
1082121	1608228	10/7/2015	270	9,932,496.82	
1082103	152701007 AIRS TA	10/7/2015	270	5,680,226.33	
1082169	1608265	10/7/2015	270	4,002,692.89	
1082170	1608266	10/7/2015	270	3,530,811.55	
1082118	1608224	10/7/2015	270	2,595,462.47	
1082168	1608264	10/7/2015	270	1,982,499.51	
1082238	1608321	10/7/2015	270	800,000.00	
1082124	1608229	10/7/2015	270	96,305.20	
1081762	1608213	10/7/2015	270	90,925.83	
1082239	1608322	10/7/2015	270	90,925.83	
1082176	1608272	10/7/2015	270	78,575.31	
1082197	1608288	10/7/2015	270	75,326.37	
1082234	1608318	10/7/2015	270	69,160.00	
1082237	1608320	10/7/2015	270	66,510.00	
1082236	1608319	10/7/2015	270	51,600.00	

Run Date: 12/31/2015
 Run Time: 3:29:02PM

Demand Account Activity

Page: 105
 User: 0

Start Date: 7/1/2015 End Date: 12/31/2015

Jnl. Entry	Ref #	Trx. Date	Ledger	Debit Amount	Credit Amount
1082114	1608220	10/7/2015	270	50,688.24	
1082116	1608222	10/7/2015	270	43,349.92	
1082119	1608225	10/7/2015	270	36,172.30	
1082224	1608315	10/7/2015	270	28,798.81	
1082171	1608267	10/7/2015	270	22,849.09	
1082111	1608217	10/7/2015	270	18,940.16	
1082178	1608274	10/7/2015	270	17,657.50	
1082107	152701011 AIRS DE	10/7/2015	270	16,335.00	
1082196	1608287	10/7/2015	270	15,645.50	
1082165	1608263	10/7/2015	270	12,033.04	
1082104	152701008 AIRS TA	10/7/2015	270	11,557.59	
1082113	1608219	10/7/2015	270	8,631.73	
1082219	1608310	10/7/2015	270	8,107.75	
1082198	1608289	10/7/2015	270	5,844.93	
1082177	1608273	10/7/2015	270	5,738.00	
1082112	1608218	10/7/2015	270	5,452.30	
1082193	1608259	10/7/2015	270	3,780.00	
1082199	1608290	10/7/2015	270	3,735.87	
1082142	1608241	10/7/2015	270	3,483.00	
1082200	1608291	10/7/2015	270	2,853.33	
1082172	1608268	10/7/2015	270	2,217.78	
1082144	1608243	10/7/2015	270	1,485.00	
1082173	1608269	10/7/2015	270	1,394.35	
1082174	1608270	10/7/2015	270	954.60	
1082146	1608245	10/7/2015	270	808.00	
1082115	1608221	10/7/2015	270	772.39	
1082122	1608275	10/7/2015	270	730.00	
1082175	1608271	10/7/2015	270	659.05	
1082186	1608276	10/7/2015	270	483.20	
1082117	1608223	10/7/2015	270	432.00	
1082201	1608292	10/7/2015	270	425.00	
1082105	152701009 AIRS DE	10/7/2015	270	389.17	
1082143	1608242	10/7/2015	270	280.00	
1082145	1608244	10/7/2015	270	270.00	
1082148	1608247	10/7/2015	270	213.97	
1082205	1608296	10/7/2015	270	141.75	
1082147	1608246	10/7/2015	270	130.00	
1082221	1608312	10/7/2015	270	94.40	
1082218	1608309	10/7/2015	270	90.20	
1082202	1608293	10/7/2015	270	52.30	
1082220	1608311	10/7/2015	270	21.75	
1082203	1608294	10/7/2015	270	8.00	
1082204	1608295	10/7/2015	270	4.00	
1082106	152701010 AIRS DE	10/7/2015	270	2.00	
1081974	152701001	10/7/2015	270		806,000.00
1081975	152701002	10/7/2015	270		9,932,496.82
1082125	152701003	10/7/2015	270		9,788,107.50
1082164	DFA EFT REV10/5 -	10/7/2015	270		18,259.97
1082245	Correct Journal Entr	10/7/2015	270		32,717,635.49
1082657	1608454	10/8/2015	270	156,950,411.79	
1082526	152701002	10/8/2015	270	60,500,000.00	
1082517	153001003	10/8/2015	270	11,000,000.00	
1082552	152701007 AIRS TA	10/8/2015	270	6,770,325.29	
1082570	1608374	10/8/2015	270	414,941.82	
1082597	1608398	10/8/2015	270	259,865.96	
1082571	1608375	10/8/2015	270	102,992.50	

Run Date: 12/31/2015
 Run Time: 3:29:02PM

Demand Account Activity

Start Date: 7/1/2015 End Date: 12/31/2015

Page: 106
 User: 0

Jnl. Entry	Ref #	Trx. Date	Ledger	Debit Amount	Credit Amount
1082663	1608455	10/8/2015	270	96,486.23	
1082668	1608456	10/8/2015	270	75,423.44	
1082698	1608490	10/8/2015	270	71,937.50	
1082602	1608403	10/8/2015	270	70,827.95	
1082553	152701008 AIRS TA	10/8/2015	270	66,575.75	
1082675	1608459	10/8/2015	270	61,708.68	
1082603	1608404	10/8/2015	270	43,710.21	
1082677	1608460	10/8/2015	270	41,271.78	
1082699	1608491	10/8/2015	270	25,996.73	
1082596	1608397	10/8/2015	270	25,718.00	
1082604	1608405	10/8/2015	270	24,593.40	
1082533	1608349	10/8/2015	270	22,035.80	
1082605	1608406	10/8/2015	270	14,318.34	
1082578	1608382	10/8/2015	270	10,651.75	
1082579	1608383	10/8/2015	270	9,945.21	
1082572	1608376	10/8/2015	270	9,431.25	
1082700	1608492	10/8/2015	270	8,298.83	
1082534	1608350	10/8/2015	270	8,109.87	
1082673	1608458	10/8/2015	270	7,589.00	
1082555	152701010 AIRS DE	10/8/2015	270	7,234.48	
1082611	1608412	10/8/2015	270	6,971.22	
1082606	1608407	10/8/2015	270	4,010.17	
1082607	1608408	10/8/2015	270	3,636.50	
1082679	1608461	10/8/2015	270	3,228.75	
1082574	1608378	10/8/2015	270	3,020.00	
1082580	1608384	10/8/2015	270	2,937.50	
1082556	152701011 AIRS DE	10/8/2015	270	2,620.00	
1082618	Back Out Journal Er	10/8/2015	270	2,620.00	
1082627	Correct Journal Entr	10/8/2015	270	2,620.00	
1082608	1608409	10/8/2015	270	2,560.28	
1082609	1608410	10/8/2015	270	2,190.00	
1082601	1608402	10/8/2015	270	1,842.40	
1082531	1608348	10/8/2015	270	1,067.68	
1082525	1608344	10/8/2015	270	892.21	
1082535	1608351	10/8/2015	270	840.00	
1082573	1608377	10/8/2015	270	750.00	
1082576	1608380	10/8/2015	270	592.50	
1082575	1608379	10/8/2015	270	580.00	
1082543	1608359	10/8/2015	270	525.00	
1082610	1608411	10/8/2015	270	480.00	
1082540	1608356	10/8/2015	270	407.00	
1082554	152701009 AIRS DE	10/8/2015	270	396.57	
1082530	1608347	10/8/2015	270	333.89	
1082669	1608457	10/8/2015	270	331.88	
1082522	1608342	10/8/2015	270	331.15	
1082681	1608480	10/8/2015	270	300.00	
1082600	1608401	10/8/2015	270	290.00	
1082541	1608357	10/8/2015	270	225.00	
1082599	1608400	10/8/2015	270	215.50	
1082613	1608414	10/8/2015	270	199.50	
1082598	1608399	10/8/2015	270	183.88	
1082465	1608338	10/8/2015	270	160.00	
1082536	1608352	10/8/2015	270	122.50	
1082577	1608381	10/8/2015	270	90.00	
1082542	1608358	10/8/2015	270	75.00	
1082537	1608353	10/8/2015	270	70.00	

Run Date: 12/31/2015
 Run Time: 3:29:02PM

Demand Account Activity

Start Date: 7/1/2015 End Date: 12/31/2015

Page: 107
 User: 0

Jnl. Entry	Ref #	Trx. Date	Ledger	Debit Amount	Credit Amount
1082538	1608354	10/8/2015	270	47.50	
1082612	1608413	10/8/2015	270	43.68	
1082539	1608355	10/8/2015	270	25.50	
1082524	1608343	10/8/2015	270	24.18	
1082518	1608339	10/8/2015	270	21.68	
1082527	1608345	10/8/2015	270	20.55	
1082520	1608340	10/8/2015	270	19.56	
1082529	1608346	10/8/2015	270	18.42	
1082521	1608341	10/8/2015	270	18.00	
1082581	1608385	10/8/2015	270	14.17	
1082569	1608370	10/8/2015	270	10.90	
1082617	152701006	10/8/2015	270		22,886,127.98
1082523	152701001	10/8/2015	270		612,000.00
1082556	152701011 AIRS D€	10/8/2015	270		2,620.00
1082559	152701003	10/8/2015	270		200,972,179.15
1082618	Back Out Journal Er	10/8/2015	270		2,620.00
1082667	DFA EFT REV 10/8/	10/8/2015	270		585.00
1082671	EFT CC REV10/8/1€	10/8/2015	270		200.17
1082696	152701006	10/8/2015	270		13,000,000.00
1083061	152701008	10/9/2015	270	254,492,354.42	
1082938	152701001	10/9/2015	270	74,875,000.00	
1083012	1608528	10/9/2015	270	16,855,038.70	
1082937	153001003	10/9/2015	270	8,000,000.00	
1083113	152801001	10/9/2015	270	8,000,000.00	
1082996	152701007 AIRS TA	10/9/2015	270	5,089,154.99	
1083048	1608564	10/9/2015	270	4,314,606.27	
1083065	1608575	10/9/2015	270	2,048,231.56	
1082998	152701009 AIRS D€	10/9/2015	270	548,665.41	
1083037	1608554	10/9/2015	270	295,725.29	
1083080	1608589	10/9/2015	270	158,131.42	
1083075	1608584	10/9/2015	270	132,468.65	
1082995	1608516	10/9/2015	270	120,690.99	
1083066	1608576	10/9/2015	270	81,816.31	
1083059	1608572	10/9/2015	270	69,928.73	
1083067	1608577	10/9/2015	270	54,913.00	
1083076	1608585	10/9/2015	270	47,339.35	
1083083	1608592	10/9/2015	270	45,893.48	
1083028	1608541	10/9/2015	270	43,942.18	
1083014	1608530	10/9/2015	270	41,833.46	
1083068	1608578	10/9/2015	270	40,071.01	
1082997	1608517	10/9/2015	270	32,188.13	
1083045	1608561	10/9/2015	270	29,681.73	
1083015	1608531	10/9/2015	270	19,043.84	
1083013	1608529	10/9/2015	270	11,903.41	
1082712	1608511	10/9/2015	270	9,864.75	
1083125	1608645	10/9/2015	270	8,567.08	
1083018	1608534	10/9/2015	270	8,379.80	
1083027	1608540	10/9/2015	270	7,990.00	
1082989	1608512	10/9/2015	270	6,615.64	
1083016	1608532	10/9/2015	270	5,871.48	
1083017	1608533	10/9/2015	270	5,842.13	
1083019	1608535	10/9/2015	270	5,335.00	
1083069	1608579	10/9/2015	270	4,266.13	
1082994	1608515	10/9/2015	270	4,139.10	
1083026	1608539	10/9/2015	270	3,784.64	
1083020	1608536	10/9/2015	270	3,474.20	

Run Date: 12/31/2015
 Run Time: 3:29:02PM

Demand Account Activity

Page: 108
 User: 0

Start Date: 7/1/2015 End Date: 12/31/2015

Jnl. Entry	Ref #	Trx. Date	Ledger	Debit Amount	Credit Amount
1082991	1608513	10/9/2015	270	3,395.71	
1083098	1608599	10/9/2015	270	3,108.50	
1083029	1608542	10/9/2015	270	3,064.00	
1082992	1608514	10/9/2015	270	2,996.28	
1083046	1608562	10/9/2015	270	2,626.04	
1083081	1608590	10/9/2015	270	2,500.00	
1083077	1608586	10/9/2015	270	2,488.00	
1083033	1608546	10/9/2015	270	1,790.00	
1083039	1608556	10/9/2015	270	950.00	
1083078	1608587	10/9/2015	270	735.00	
1083074	1608583	10/9/2015	270	687.06	
1083041	1608557	10/9/2015	270	475.00	
1083031	1608544	10/9/2015	270	444.00	
1083038	1608555	10/9/2015	270	425.00	
1083082	1608591	10/9/2015	270	374.00	
1083060	1608573	10/9/2015	270	352.90	
1082999	1608518	10/9/2015	270	350.00	
1083034	1608547	10/9/2015	270	340.00	
1083087	1608595	10/9/2015	270	339.00	
1083062	1608574	10/9/2015	270	282.50	
1083043	1608559	10/9/2015	270	250.00	
1083030	1608543	10/9/2015	270	240.00	
1083070	1608580	10/9/2015	270	211.13	
1083042	1608558	10/9/2015	270	210.00	
1083044	1608560	10/9/2015	270	210.00	
1083001	1608519	10/9/2015	270	65.48	
1083032	1608545	10/9/2015	270	60.00	
1083079	1608588	10/9/2015	270	56.21	
1083085	1608594	10/9/2015	270	55.42	
1083002	1608520	10/9/2015	270	50.00	
1083099	1608600	10/9/2015	270	41.52	
1083000	152701010 AIRS DE	10/9/2015	270	35.73	
1083035	1608548	10/9/2015	270	17.53	
1083021	1608537	10/9/2015	270	10.57	
1083004	1608521	10/9/2015	270	5.00	
1083084	1608593	10/9/2015	270	4.25	
1082714	DFA EFT REV 10/9/	10/9/2015	270		8,866.28
1082943	152701002	10/9/2015	270		73,032,000.00
1082944	152701003	10/9/2015	270		16,855,038.70
1083058	152701007	10/9/2015	270		285,236,230.31
1083151	153001002	10/12/2015	270	7,000,000.00	
1083399	1608686	10/12/2015	270	1,558,259.52	
1083391	1608697	10/12/2015	270	137,542.38	
1083409	1608703	10/12/2015	270	66,952.35	
1083395	1608699	10/12/2015	270	16,191.72	
1083392	1608682	10/12/2015	270	3,583.00	
1083393	1608698	10/12/2015	270	3,556.55	
1083396	1608684	10/12/2015	270	1,930.00	
1083385	1608676	10/12/2015	270	1,066.40	
1083390	1608681	10/12/2015	270	719.84	
1083386	1608677	10/12/2015	270	562.50	
1083387	1608678	10/12/2015	270	393.75	
1083398	1608685	10/12/2015	270	380.00	
1083388	1608679	10/12/2015	270	294.50	
1083394	1608683	10/12/2015	270	280.00	
1083400	1608687	10/12/2015	270	168.48	

Run Date: 12/31/2015
 Run Time: 3:29:02PM

Demand Account Activity

Page: 109
 User: 0

Start Date: 7/1/2015 End Date: 12/31/2015

Jnl. Entry	Ref #	Trx. Date	Ledger	Debit Amount	Credit Amount
1083414	1608704	10/12/2015	270	110.00	
1083373	1608696	10/12/2015	270	56.68	
1083416	1608705	10/12/2015	270	55.25	
1083389	1608680	10/12/2015	270	50.00	
1083734	152701007 AIRS TA	10/13/2015	270	19,079,922.17	
1083709	152701002	10/13/2015	270	14,899,443.05	
1083657	1608719	10/13/2015	270	13,062,861.15	
1083705	153001005	10/13/2015	270	11,000,000.00	
1083769	1608814	10/13/2015	270	1,400,000.00	
1083723	1608772	10/13/2015	270	1,307,243.97	
1083678	1608743	10/13/2015	270	545,290.45	
1083757	1608794	10/13/2015	270	420,904.45	
1083777	1608815	10/13/2015	270	406,000.00	
1083671	1608723	10/13/2015	270	392,330.51	
1083683	1608747	10/13/2015	270	383,497.00	
1083789	1608823	10/13/2015	270	301,889.91	
1083672	1608724	10/13/2015	270	242,275.84	
1083673	1608725	10/13/2015	270	215,669.86	
1083674	1608726	10/13/2015	270	197,702.65	
1083667	1608720	10/13/2015	270	165,003.00	
1083675	1608727	10/13/2015	270	161,252.21	
1083758	1608795	10/13/2015	270	144,222.50	
1083684	1608748	10/13/2015	270	104,412.98	
1083778	1608816	10/13/2015	270	50,000.00	
1083665	1608738	10/13/2015	270	48,531.01	
1083765	1608801	10/13/2015	270	43,381.70	
1083767	1608803	10/13/2015	270	35,334.00	
1083703	1608764	10/13/2015	270	29,799.80	
1083711	1608765	10/13/2015	270	23,595.47	
1083682	1608746	10/13/2015	270	17,031.52	
1083669	1608721	10/13/2015	270	12,527.39	
1083685	1608749	10/13/2015	270	12,436.80	
1083676	1608728	10/13/2015	270	12,127.47	
1083713	1608766	10/13/2015	270	12,014.70	
1083715	1608767	10/13/2015	270	12,014.68	
1083763	1608799	10/13/2015	270	8,900.00	
1083677	1608729	10/13/2015	270	5,453.47	
1083655	1608730	10/13/2015	270	4,887.50	
1083766	1608802	10/13/2015	270	3,556.70	
1083716	1608768	10/13/2015	270	3,382.44	
1083718	1608769	10/13/2015	270	3,379.55	
1083764	1608800	10/13/2015	270	2,642.50	
1083658	1608731	10/13/2015	270	2,468.25	
1083794	1608824	10/13/2015	270	2,392.00	
1083736	152701008 AIRS DE	10/13/2015	270	2,322.12	
1083670	1608722	10/13/2015	270	1,637.99	
1083784	1608821	10/13/2015	270	1,494.48	
1083759	1608796	10/13/2015	270	1,302.00	
1083686	1608750	10/13/2015	270	1,250.00	
1083659	1608732	10/13/2015	270	1,190.52	
1083719	1608770	10/13/2015	270	780.24	
1083721	1608771	10/13/2015	270	322.68	
1083687	1608751	10/13/2015	270	277.25	
1083660	1608733	10/13/2015	270	259.43	
1083656	1608718	10/13/2015	270	249.51	
1083788	1608822	10/13/2015	270	184.00	

Run Date: 12/31/2015
 Run Time: 3:29:02PM

Demand Account Activity

Start Date: 7/1/2015 End Date: 12/31/2015

Page: 110
 User: 0

Jnl. Entry	Ref #	Trx. Date	Ledger	Debit Amount	Credit Amount
1083680	1608744	10/13/2015	270	66.95	
1083681	1608745	10/13/2015	270	64.94	
1083661	1608734	10/13/2015	270	35.28	
1083662	1608735	10/13/2015	270	16.00	
1083663	1608736	10/13/2015	270	12.00	
1083664	1608737	10/13/2015	270	12.00	
1083666	1608739	10/13/2015	270	11.87	
1083795	1608825	10/13/2015	270	6.00	
1083706	152701001	10/13/2015	270		5,339,890.00
1083756	DFA EFT REV 10-1	10/13/2015	270		2,558.00
1083738	152701005	10/13/2015	270		65,309,260.82
1083776	152701010	10/13/2015	270		3,000,000.00
1084099	1608873	10/14/2015	270	71,898,412.48	
1084096	152701007 AIRS TA	10/14/2015	270	52,819,868.74	
1084070	153001004	10/14/2015	270	8,000,000.00	
1084052	1608845	10/14/2015	270	6,683,013.59	
1084171	1608932	10/14/2015	270	1,449,123.77	
1084172	1608933	10/14/2015	270	1,221,645.59	
1084051	1608844	10/14/2015	270	667,291.50	
1084050	1608843	10/14/2015	270	542,842.50	
1084176	1608948	10/14/2015	270	321,054.15	
1084202	1608964	10/14/2015	270	186,703.00	
1084173	1608934	10/14/2015	270	172,177.10	
1084063	1608856	10/14/2015	270	142,213.32	
1084048	1608841	10/14/2015	270	141,827.04	
1084062	1608855	10/14/2015	270	126,810.19	
1084049	1608842	10/14/2015	270	122,568.29	
1084090	1608868	10/14/2015	270	122,519.40	
1084015	1608840	10/14/2015	270	107,944.00	
1084190	1608952	10/14/2015	270	104,525.45	
1084157	1608946	10/14/2015	270	100,525.00	
1084150	1608914	10/14/2015	270	75,000.00	
1084191	1608953	10/14/2015	270	64,323.98	
1084098	152701008 AIRS TA	10/14/2015	270	61,171.59	
1084124	1608890	10/14/2015	270	23,219.43	
1084207	1608960	10/14/2015	270	21,915.44	
1084179	1608949	10/14/2015	270	19,654.54	
1084059	1608852	10/14/2015	270	17,758.74	
1084100	152701009 AIRS DE	10/14/2015	270	17,691.45	
1084235	1608986	10/14/2015	270	17,504.37	
1084127	1608893	10/14/2015	270	11,315.75	
1084095	1608871	10/14/2015	270	10,222.69	
1084093	1608870	10/14/2015	270	7,978.76	
1083805	1608826	10/14/2015	270	6,866.84	
1084182	1608950	10/14/2015	270	4,933.10	
1084125	1608891	10/14/2015	270	4,794.67	
1084061	1608854	10/14/2015	270	4,273.93	
1084058	1608851	10/14/2015	270	4,083.00	
1084126	1608892	10/14/2015	270	3,954.65	
1084192	1608954	10/14/2015	270	3,734.46	
1084123	1608889	10/14/2015	270	3,464.97	
1084097	1608872	10/14/2015	270	2,709.86	
1084117	1608883	10/14/2015	270	2,674.75	
1084231	1608988	10/14/2015	270	2,271.75	
1084084	1608864	10/14/2015	270	2,220.00	
1084193	1608955	10/14/2015	270	2,186.11	

Run Date: 12/31/2015
 Run Time: 3:29:02PM

Demand Account Activity

Page: 111
 User: 0

Start Date: 7/1/2015 End Date: 12/31/2015

Jnl. Entry	Ref #	Trx. Date	Ledger	Debit Amount	Credit Amount
1084119	1608885	10/14/2015	270	2,010.00	
1084060	1608853	10/14/2015	270	1,869.08	
1084199	1608958	10/14/2015	270	1,665.65	
1084206	1608959	10/14/2015	270	1,075.00	
1084092	1608869	10/14/2015	270	1,051.76	
1084175	1608935	10/14/2015	270	1,006.68	
1084079	1608862	10/14/2015	270	1,005.00	
1084102	152701010 AIRS DE	10/14/2015	270	904.62	
1084177	1608936	10/14/2015	270	501.60	
1084201	1608963	10/14/2015	270	409.50	
1084120	1608886	10/14/2015	270	390.00	
1084081	1608863	10/14/2015	270	375.00	
1084057	1608850	10/14/2015	270	364.00	
1084178	1608937	10/14/2015	270	326.41	
1084056	1608849	10/14/2015	270	320.58	
1084195	1608956	10/14/2015	270	306.06	
1084055	1608848	10/14/2015	270	292.00	
1084077	1608861	10/14/2015	270	278.80	
1084054	1608847	10/14/2015	270	230.00	
1084085	1608865	10/14/2015	270	230.00	
1084121	1608887	10/14/2015	270	220.00	
1084187	1608951	10/14/2015	270	216.00	
1084118	1608884	10/14/2015	270	210.00	
1084174	1608947	10/14/2015	270	156.50	
1084197	1608957	10/14/2015	270	130.29	
1084122	1608888	10/14/2015	270	130.00	
1084086	1608866	10/14/2015	270	100.00	
1084088	1608867	10/14/2015	270	100.00	
1084200	1608962	10/14/2015	270	90.00	
1084053	1608846	10/14/2015	270	50.00	
1084064	1608859	10/14/2015	270	47.50	
1084208	1608961	10/14/2015	270	43.60	
1084074	1608860	10/14/2015	270	17.00	
1084073	152701001	10/14/2015	270		71,898,412.48
1084075	152701002	10/14/2015	270		33,997,000.00
1084108	152701003	10/14/2015	270		10,742,613.53
1084111	8006202	10/14/2015	270		10,522.79
1084115	152701015	10/14/2015	270		28,485,342.17
1085478	1609042	10/15/2015	270	45,436,958.34	
1085451	152701007 AIRS TA	10/15/2015	270	14,357,187.71	
1085432	153001003	10/15/2015	270	12,000,000.00	
1085435	152701001	10/15/2015	270	2,170,000.00	
1084253	1609000	10/15/2015	270	500,000.00	
1085585	1609132	10/15/2015	270	429,000.00	
1085479	1609043	10/15/2015	270	410,277.40	
1085499	1609089	10/15/2015	270	299,090.55	
1085483	1609047	10/15/2015	270	266,399.22	
1085582	1609129	10/15/2015	270	170,067.00	
1085416	1609001	10/15/2015	270	161,576.36	
1085586	1609133	10/15/2015	270	75,000.00	
1085425	1609009	10/15/2015	270	53,661.74	
1085474	1609087	10/15/2015	270	52,500.00	
1085476	1609040	10/15/2015	270	51,813.06	
1085516	1609104	10/15/2015	270	47,752.74	
1085484	1609048	10/15/2015	270	43,424.52	
1085427	1609010	10/15/2015	270	40,262.00	

Run Date: 12/31/2015
 Run Time: 3:29:02PM

Demand Account Activity

Start Date: 7/1/2015 End Date: 12/31/2015

Page: 112
 User: 0

Jnl. Entry	Ref #	Trx. Date	Ledger	Debit Amount	Credit Amount
1085477	1609041	10/15/2015	270	34,094.23	
1085480	1609044	10/15/2015	270	20,183.49	
1085417	1609002	10/15/2015	270	19,766.67	
1085500	1609090	10/15/2015	270	10,004.96	
1085419	1609003	10/15/2015	270	10,000.00	
1085576	1609123	10/15/2015	270	9,390.00	
1085501	1609091	10/15/2015	270	8,239.48	
1085502	1609092	10/15/2015	270	7,910.98	
1085481	1609045	10/15/2015	270	7,705.81	
1085485	1609049	10/15/2015	270	7,002.00	
1085482	1609046	10/15/2015	270	6,667.19	
1085575	1609122	10/15/2015	270	5,544.22	
1085577	1609124	10/15/2015	270	5,360.00	
1085504	1609093	10/15/2015	270	4,853.17	
1085461	1609025	10/15/2015	270	3,222.02	
1085506	1609094	10/15/2015	270	3,023.77	
1085434	1609014	10/15/2015	270	2,784.25	
1085507	1609095	10/15/2015	270	2,180.44	
1085460	1609024	10/15/2015	270	2,132.87	
1085424	1609008	10/15/2015	270	1,982.00	
1085583	1609130	10/15/2015	270	1,937.25	
1085438	1609016	10/15/2015	270	1,395.00	
1085442	1609018	10/15/2015	270	1,086.00	
1085509	1609096	10/15/2015	270	1,073.60	
1085475	1609039	10/15/2015	270	917.20	
1085510	1609097	10/15/2015	270	766.00	
1085498	1609088	10/15/2015	270	730.70	
1085473	1609038	10/15/2015	270	660.00	
1085420	1609004	10/15/2015	270	504.75	
1085421	1609005	10/15/2015	270	420.00	
1085511	1609098	10/15/2015	270	283.00	
1085440	1609017	10/15/2015	270	270.00	
1085512	1609099	10/15/2015	270	270.00	
1085437	1609015	10/15/2015	270	230.00	
1085519	1609105	10/15/2015	270	199.50	
1085444	1609019	10/15/2015	270	140.00	
1085513	1609100	10/15/2015	270	128.00	
1085422	1609006	10/15/2015	270	103.32	
1085572	1609120	10/15/2015	270	68.72	
1085574	1609121	10/15/2015	270	29.10	
1085514	1609101	10/15/2015	270	12.00	
1085423	1609007	10/15/2015	270	8.50	
1085508	1609102	10/15/2015	270	8.00	
1085578	1609125	10/15/2015	270	7.50	
1085584	1609131	10/15/2015	270	7.50	
1085515	1609103	10/15/2015	270	4.00	
1085436	152701002	10/15/2015	270		2,690,000.00
1085452	152701003	10/15/2015	270		40,280,650.51
1085458	8006204	10/15/2015	270		886.90
1085496	152701006	10/15/2015	270		32,282,971.64
1085497	152701015	10/15/2015	270		100,000.00
1085468	152701016	10/15/2015	270		1,000,000.00
1085952	152701007 AIRS TA	10/16/2015	270	114,481,779.98	
1086034	152701005	10/16/2015	270	18,405,694.10	
1085931	1609151	10/16/2015	270	16,261,349.21	
1085938	153001003	10/16/2015	270	9,000,000.00	

Run Date: 12/31/2015
Run Time: 3:29:02PM

Demand Account Activity

Start Date: 7/1/2015 End Date: 12/31/2015

Page: 113
User: 0

Jnl. Entry	Ref #	Trx. Date	Ledger	Debit Amount	Credit Amount
1085932	1609152	10/16/2015	270	6,098,816.97	
1086052	1609246	10/16/2015	270	2,052,331.27	
1085998	1609191	10/16/2015	270	846,549.91	
1085967	1609169	10/16/2015	270	510,163.13	
1085968	1609170	10/16/2015	270	370,743.71	
1086013	1609219	10/16/2015	270	360,133.14	
1085995	1609189	10/16/2015	270	292,137.14	
1086009	1609213	10/16/2015	270	289,903.01	
1085980	1609209	10/16/2015	270	211,314.97	
1085920	1609141	10/16/2015	270	201,724.52	
1086004	1609216	10/16/2015	270	188,486.83	
1085969	1609171	10/16/2015	270	151,889.09	
1085999	1609192	10/16/2015	270	118,555.37	
1085970	1609172	10/16/2015	270	86,961.00	
1086012	1609221	10/16/2015	270	81,217.22	
1085933	1609153	10/16/2015	270	71,983.30	
1086000	1609193	10/16/2015	270	50,590.23	
1085994	1609188	10/16/2015	270	48,498.11	
1086053	1609247	10/16/2015	270	40,311.79	
1085971	1609173	10/16/2015	270	24,195.90	
1085972	1609174	10/16/2015	270	17,203.55	
1086040	1609236	10/16/2015	270	15,179.50	
1085925	1609146	10/16/2015	270	15,032.00	
1086018	1609220	10/16/2015	270	8,340.71	
1085996	1609190	10/16/2015	270	7,804.64	
1085923	1609144	10/16/2015	270	6,708.84	
1086002	1609195	10/16/2015	270	6,237.50	
1086042	1609238	10/16/2015	270	5,615.00	
1085924	1609145	10/16/2015	270	3,955.04	
1085973	1609175	10/16/2015	270	3,488.09	
1086001	1609194	10/16/2015	270	3,230.45	
1086055	1609250	10/16/2015	270	2,200.00	
1085934	1609154	10/16/2015	270	1,632.10	
1085993	1609187	10/16/2015	270	1,296.35	
1086041	1609237	10/16/2015	270	1,220.00	
1086044	1609240	10/16/2015	270	1,183.25	
1085929	1609149	10/16/2015	270	1,175.00	
1086043	1609239	10/16/2015	270	1,060.00	
1086006	1609211	10/16/2015	270	966.00	
1086007	1609212	10/16/2015	270	948.56	
1086016	1609222	10/16/2015	270	742.92	
1085930	1609150	10/16/2015	270	700.00	
1085992	1609186	10/16/2015	270	665.00	
1086026	1609229	10/16/2015	270	610.00	
1085922	1609143	10/16/2015	270	375.00	
1086010	1609214	10/16/2015	270	346.00	
1085926	1609147	10/16/2015	270	250.00	
1085910	1609215	10/16/2015	270	249.91	
1085935	1609155	10/16/2015	270	233.15	
1086045	1609241	10/16/2015	270	180.00	
1085921	1609142	10/16/2015	270	150.00	
1086027	1609230	10/16/2015	270	127.50	
1085927	1609148	10/16/2015	270	120.00	
1085918	1609140	10/16/2015	270	75.00	
1086003	1609210	10/16/2015	270	52.91	
1085936	1609156	10/16/2015	270	42.00	

Run Date: 12/31/2015
 Run Time: 3:29:02PM

Demand Account Activity

Start Date: 7/1/2015 End Date: 12/31/2015

Page: 114
 User: 0

Jnl. Entry	Ref #	Trx. Date	Ledger	Debit Amount	Credit Amount
1085953	152701008 AIRS D€	10/16/2015	270	1.00	
1085954	8006207	10/16/2015	270		35,045.37
1086033	152701004	10/16/2015	270		151,540,291.71
1085940	152701001	10/16/2015	270		557.48
1085941	152701002	10/16/2015	270		1,748,000.00
1085942	152701003	10/16/2015	270		16,261,349.21
1086064	152701017	10/16/2015	270		1,000,000.00
1086082	152701007 AIRS TA	10/19/2015	270	44,478,778.64	
1086071	153001003	10/19/2015	270	24,000,000.00	
1086390	1609297	10/19/2015	270	7,740,514.82	
1086445	1609353	10/19/2015	270	6,519,548.56	
1086392	1609298	10/19/2015	270	2,485,293.48	
1086414	1609327	10/19/2015	270	750,000.00	
1086379	1609295	10/19/2015	270	559,719.70	
1086381	1609305	10/19/2015	270	408,339.82	
1086086	152701008 AIRS TA	10/19/2015	270	165,223.00	
1086380	1609304	10/19/2015	270	117,447.92	
1086411	1609302	10/19/2015	270	107,625.57	
1086383	1609307	10/19/2015	270	90,464.42	
1086440	1609350	10/19/2015	270	78,473.25	
1086091	1609262	10/19/2015	270	56,143.33	
1086385	1609308	10/19/2015	270	54,834.10	
1086097	1609266	10/19/2015	270	51,989.72	
1086439	1609349	10/19/2015	270	39,086.82	
1086386	1609309	10/19/2015	270	28,993.89	
1086399	1609318	10/19/2015	270	26,714.38	
1086384	1609296	10/19/2015	270	19,404.18	
1086412	1609303	10/19/2015	270	17,709.30	
1086089	1609265	10/19/2015	270	16,739.66	
1086099	1609264	10/19/2015	270	15,040.90	
1086403	1609299	10/19/2015	270	13,532.72	
1086080	1609261	10/19/2015	270	10,171.85	
1086087	152701009 AIRS D€	10/19/2015	270	7,098.57	
1086096	1609260	10/19/2015	270	6,251.66	
1086441	1609351	10/19/2015	270	5,453.00	
1086094	1609259	10/19/2015	270	5,246.61	
1086387	1609310	10/19/2015	270	5,096.00	
1086095	1609258	10/19/2015	270	4,740.00	
1086090	1609256	10/19/2015	270	4,380.00	
1086389	1609311	10/19/2015	270	2,810.83	
1086093	1609257	10/19/2015	270	2,563.00	
1086442	1609352	10/19/2015	270	2,494.92	
1086406	1609300	10/19/2015	270	2,397.62	
1086405	1609323	10/19/2015	270	2,105.75	
1086402	1609321	10/19/2015	270	1,925.00	
1086391	1609312	10/19/2015	270	1,571.59	
1086092	1609263	10/19/2015	270	1,538.29	
1086088	152701010 AIRS D€	10/19/2015	270	1,392.97	
1086401	1609320	10/19/2015	270	1,087.80	
1086396	1609315	10/19/2015	270	851.99	
1086394	1609314	10/19/2015	270	692.18	
1086400	1609319	10/19/2015	270	597.50	
1086408	1609325	10/19/2015	270	439.50	
1086404	1609322	10/19/2015	270	370.00	
1086382	1609306	10/19/2015	270	295.06	
1086393	1609313	10/19/2015	270	276.00	

Run Date: 12/31/2015
 Run Time: 3:29:02PM

Demand Account Activity

Start Date: 7/1/2015 End Date: 12/31/2015

Page: 115
 User: 0

Jnl. Entry	Ref #	Trx. Date	Ledger	Debit Amount	Credit Amount
1086409	1609301	10/19/2015	270	182.26	
1086407	1609324	10/19/2015	270	170.00	
1086397	1609316	10/19/2015	270	85.00	
1086410	1609326	10/19/2015	270	70.00	
1086415	1609330	10/19/2015	270	52.32	
1086398	1609317	10/19/2015	270	20.00	
1086367	DFA EFT REV 10/19/15	10/19/2015	270		4,599.05
1086354	RECEIPT CORR 16	10/19/2015	270		16,191.72
1086419	152701005	10/19/2015	270		21,497,766.94
1086072	152701001	10/19/2015	270		1,463,000.00
1086319	152701002	10/19/2015	270		57,568,784.86
1086435	152701006	10/19/2015	270		8,000,000.00
1086758	152701007 AIRS TA	10/20/2015	270	25,092,515.68	
1086747	153001003	10/20/2015	270	11,000,000.00	
1086823	1609417	10/20/2015	270	1,395,862.06	
1086865	1609463	10/20/2015	270	600,000.00	
1086857	1609456	10/20/2015	270	564,602.30	
1086777	1609381	10/20/2015	270	505,257.00	
1086831	1609432	10/20/2015	270	249,764.59	
1086861	1609460	10/20/2015	270	193,430.27	
1086782	1609382	10/20/2015	270	184,353.44	
1086784	1609383	10/20/2015	270	173,767.75	
1086827	1609420	10/20/2015	270	104,062.32	
1086819	1609428	10/20/2015	270	52,488.24	
1086828	1609421	10/20/2015	270	38,996.81	
1086872	1609472	10/20/2015	270	26,183.90	
1086864	1609462	10/20/2015	270	18,887.48	
1086869	1609474	10/20/2015	270	14,025.00	
1086772	1609384	10/20/2015	270	11,903.32	
1086825	1609418	10/20/2015	270	10,708.20	
1086820	1609416	10/20/2015	270	10,467.60	
1086829	1609422	10/20/2015	270	6,606.99	
1086774	1609385	10/20/2015	270	6,219.14	
1086874	1609475	10/20/2015	270	4,794.25	
1086813	1609414	10/20/2015	270	3,795.68	
1086817	1609415	10/20/2015	270	3,655.69	
1086776	1609386	10/20/2015	270	3,599.94	
1086830	1609431	10/20/2015	270	3,559.00	
1086781	1609388	10/20/2015	270	2,914.00	
1086779	1609387	10/20/2015	270	2,462.11	
1086811	1609423	10/20/2015	270	2,054.00	
1086860	1609459	10/20/2015	270	1,984.75	
1086775	1609390	10/20/2015	270	1,625.00	
1086786	1609394	10/20/2015	270	1,427.00	
1086843	1609470	10/20/2015	270	890.00	
1086873	1609471	10/20/2015	270	850.00	
1086791	1609398	10/20/2015	270	800.00	
1086876	1609473	10/20/2015	270	790.00	
1086821	1609429	10/20/2015	270	757.50	
1086822	1609430	10/20/2015	270	578.70	
1086780	1609392	10/20/2015	270	519.00	
1086832	1609433	10/20/2015	270	422.50	
1086788	1609395	10/20/2015	270	400.00	
1086790	1609397	10/20/2015	270	400.00	
1086814	1609424	10/20/2015	270	364.00	
1086826	1609419	10/20/2015	270	343.38	

Run Date: 12/31/2015
 Run Time: 3:29:02PM

Demand Account Activity

Page: 116
 User: 0

Start Date: 7/1/2015 End Date: 12/31/2015

Jnl. Entry	Ref #	Trx. Date	Ledger	Debit Amount	Credit Amount
1086778	1609391	10/20/2015	270	310.00	
1086759	1609389	10/20/2015	270	240.00	
1086858	1609457	10/20/2015	270	130.00	
1086862	1609461	10/20/2015	270	70.85	
1086785	1609393	10/20/2015	270	60.00	
1086818	1609427	10/20/2015	270	36.00	
1086859	1609458	10/20/2015	270	20.00	
1086815	1609425	10/20/2015	270	12.00	
1086789	1609396	10/20/2015	270	8.50	
1086816	1609426	10/20/2015	270	8.00	
1086797	DFA EFT REV 10-20	10/20/2015	270		14,052.68
1086748	152701001	10/20/2015	270		2,202,000.00
1086763	152701002	10/20/2015	270		10,855,166.73
1086796	152701005	10/20/2015	270		26,963,927.66
1086892	152701002	10/21/2015	270	100,783,000.00	
1087232	152701007 AIRS TA	10/21/2015	270	91,844,200.60	
1086890	153001003	10/21/2015	270	15,000,000.00	
1087217	1609494	10/21/2015	270	13,722,488.63	
1087358	152801001	10/21/2015	270	3,000,000.00	
1087266	1609530	10/21/2015	270	2,669,201.62	
1087356	152301001	10/21/2015	270	2,000,000.00	
1087264	1609528	10/21/2015	270	1,168,009.03	
1087265	1609529	10/21/2015	270	675,147.01	
1087208	1609487	10/21/2015	270	374,811.30	
1087276	1609539	10/21/2015	270	364,417.43	
1087296	1609557	10/21/2015	270	244,142.06	
1087233	152701008 AIRS DE	10/21/2015	270	196,607.61	
1087254	1609561	10/21/2015	270	129,121.65	
1087352	1609612	10/21/2015	270	102,570.72	
1087297	1609558	10/21/2015	270	84,442.50	
1087293	1609554	10/21/2015	270	61,140.00	
1087215	1609492	10/21/2015	270	44,047.00	
1087272	1609536	10/21/2015	270	43,798.85	
1087351	1609611	10/21/2015	270	40,695.05	
1087302	1609562	10/21/2015	270	40,205.20	
1087277	1609540	10/21/2015	270	37,567.10	
1087216	1609493	10/21/2015	270	31,196.01	
1087206	1609486	10/21/2015	270	21,162.27	
1087267	1609531	10/21/2015	270	20,263.75	
1087300	1609569	10/21/2015	270	17,008.87	
1087291	1609552	10/21/2015	270	16,346.95	
1087211	1609489	10/21/2015	270	14,181.53	
1087275	1609538	10/21/2015	270	10,742.60	
1087301	1609570	10/21/2015	270	10,009.01	
1087279	1609541	10/21/2015	270	5,138.50	
1087209	1609488	10/21/2015	270	4,882.50	
1087234	152701009 AIRS DE	10/21/2015	270	4,628.11	
1087271	1609535	10/21/2015	270	4,524.82	
1087268	1609532	10/21/2015	270	3,576.61	
1087304	1609563	10/21/2015	270	3,512.75	
1087354	1609613	10/21/2015	270	3,479.98	
1087285	1609546	10/21/2015	270	2,907.65	
1087282	1609544	10/21/2015	270	2,856.00	
1087280	1609542	10/21/2015	270	2,083.85	
1087283	1609545	10/21/2015	270	1,608.36	
1087349	1609609	10/21/2015	270	1,578.50	

Run Date: 12/31/2015
 Run Time: 3:29:02PM

Demand Account Activity

Page: 117
 User: 0

Start Date: 7/1/2015 End Date: 12/31/2015

Jnl. Entry	Ref #	Trx. Date	Ledger	Debit Amount	Credit Amount
1087345	1609605	10/21/2015	270	1,525.04	
1087308	1609565	10/21/2015	270	1,520.00	
1087281	1609543	10/21/2015	270	1,473.61	
1087212	1609490	10/21/2015	270	1,453.61	
1087218	1609495	10/21/2015	270	1,447.00	
1087298	1609559	10/21/2015	270	1,380.00	
1087292	1609553	10/21/2015	270	798.80	
1087214	1609491	10/21/2015	270	767.00	
1087290	1609551	10/21/2015	270	525.00	
1087273	1609537	10/21/2015	270	444.64	
1087346	1609606	10/21/2015	270	361.50	
1087289	1609550	10/21/2015	270	341.00	
1087307	1609564	10/21/2015	270	290.00	
1087311	1609566	10/21/2015	270	280.00	
1087294	1609555	10/21/2015	270	257.03	
1087313	1609567	10/21/2015	270	193.25	
1087344	1609604	10/21/2015	270	139.20	
1087299	1609560	10/21/2015	270	100.00	
1087269	1609533	10/21/2015	270	89.17	
1087288	1609549	10/21/2015	270	85.17	
1087286	1609548	10/21/2015	270	83.75	
1087342	1609602	10/21/2015	270	72.00	
1087287	1609547	10/21/2015	270	60.00	
1087347	1609607	10/21/2015	270	60.00	
1087295	1609556	10/21/2015	270	36.49	
1087343	1609603	10/21/2015	270	30.00	
1087315	1609568	10/21/2015	270	25.00	
1087270	1609534	10/21/2015	270	20.95	
1087348	1609608	10/21/2015	270	1.00	
1087228	DFA EFT REV 10-2'	10/21/2015	270		280,469.27
1087236	152701004	10/21/2015	270		198,001,441.34
1086891	152701001	10/21/2015	270		3,840,000.00
1086893	152701003	10/21/2015	270		13,722,488.63
1087241	152701010	10/21/2015	270		16,941,161.41
1087394	152701007 AIRS TA	10/22/2015	270	72,884,392.92	
1087782	1609708	10/22/2015	270	67,913,445.18	
1087381	153001003	10/22/2015	270	20,000,000.00	
1087377	1609621	10/22/2015	270	7,973,615.18	
1087802	152301001	10/22/2015	270	7,000,000.00	
1087383	152701001	10/22/2015	270	6,500,000.00	
1087781	1609707	10/22/2015	270	508,121.47	
1087397	152701008 AIRS TA	10/22/2015	270	244,981.35	
1087444	1609729	10/22/2015	270	225,250.90	
1087396	1609622	10/22/2015	270	188,161.74	
1087771	1609700	10/22/2015	270	150,235.05	
1087764	1609693	10/22/2015	270	140,343.65	
1087784	1609710	10/22/2015	270	136,748.00	
1087756	1609685	10/22/2015	270	121,428.57	
1087757	1609686	10/22/2015	270	105,000.00	
1087778	1609704	10/22/2015	270	94,935.39	
1087780	1609706	10/22/2015	270	81,979.31	
1087437	1609657	10/22/2015	270	58,108.05	
1087770	1609699	10/22/2015	270	45,242.54	
1087769	1609698	10/22/2015	270	37,490.52	
1087779	1609705	10/22/2015	270	33,941.13	
1087768	1609697	10/22/2015	270	27,510.07	

Run Date: 12/31/2015
 Run Time: 3:29:02PM

Demand Account Activity

Start Date: 7/1/2015 End Date: 12/31/2015

Page: 118
 User: 0

Jnl. Entry	Ref #	Trx. Date	Ledger	Debit Amount	Credit Amount
1087401	152701009 AIRS D€	10/22/2015	270	18,552.95	
1087442	1609728	10/22/2015	270	16,031.96	
1087766	1609695	10/22/2015	270	13,859.86	
1087432	1609650	10/22/2015	270	9,919.25	
1087810	1609727	10/22/2015	270	9,633.23	
1087439	1609658	10/22/2015	270	8,440.18	
1087758	1609687	10/22/2015	270	7,650.00	
1087407	1609625	10/22/2015	270	7,300.00	
1087410	1609627	10/22/2015	270	6,765.00	
1087446	1609684	10/22/2015	270	5,490.31	
1087772	1609701	10/22/2015	270	5,084.93	
1087759	1609688	10/22/2015	270	4,354.86	
1087797	1609726	10/22/2015	270	3,372.25	
1087434	1609652	10/22/2015	270	3,220.00	
1087412	1609628	10/22/2015	270	2,845.63	
1087435	1609656	10/22/2015	270	2,466.40	
1087403	1609624	10/22/2015	270	2,020.97	
1087765	1609694	10/22/2015	270	1,394.33	
1087411	1609638	10/22/2015	270	1,068.49	
1087398	1609632	10/22/2015	270	980.00	
1087433	1609651	10/22/2015	270	830.00	
1087436	1609653	10/22/2015	270	620.00	
1087375	1609630	10/22/2015	270	613.15	
1087767	1609696	10/22/2015	270	611.85	
1087776	1609703	10/22/2015	270	535.00	
1087405	152701010 AIRS D€	10/22/2015	270	502.07	
1087773	1609702	10/22/2015	270	459.45	
1087438	1609654	10/22/2015	270	431.75	
1087402	1609634	10/22/2015	270	413.14	
1087400	1609633	10/22/2015	270	331.53	
1087395	1609631	10/22/2015	270	329.93	
1087409	1609637	10/22/2015	270	225.00	
1087404	1609635	10/22/2015	270	160.00	
1087763	1609692	10/22/2015	270	157.50	
1087399	1609623	10/22/2015	270	141.30	
1087408	1609626	10/22/2015	270	131.75	
1087415	1609629	10/22/2015	270	114.76	
1087760	1609689	10/22/2015	270	79.75	
1087376	1609655	10/22/2015	270	70.00	
1087783	1609709	10/22/2015	270	56.78	
1087761	1609690	10/22/2015	270	42.00	
1087762	1609691	10/22/2015	270	42.00	
1087406	1609636	10/22/2015	270	25.17	
1087430	DFA EFT REV 10/22	10/22/2015	270		5,436.37
1087413	152701003	10/22/2015	270		154,233,836.98
1087424	152701015	10/22/2015	270		21,948,323.20
1087384	152701002	10/22/2015	270		7,638,000.00
1088178	152701002	10/23/2015	270	186,526,843.71	
1087839	153001003	10/23/2015	270	17,000,000.00	
1088282	Correct Journal Entr	10/23/2015	270	16,420,011.49	
1088317	152801001	10/23/2015	270	12,000,000.00	
1088262	1609823	10/23/2015	270	5,492,414.31	
1088290	1609824	10/23/2015	270	1,490,898.03	
1088291	1609825	10/23/2015	270	1,006,167.34	
1088318	152301001	10/23/2015	270	1,000,000.00	
1088219	1609777	10/23/2015	270	491,768.00	

Run Date: 12/31/2015
 Run Time: 3:29:02PM

Demand Account Activity

Start Date: 7/1/2015 End Date: 12/31/2015

Page: 119
 User: 0

Jnl. Entry	Ref #	Trx. Date	Ledger	Debit Amount	Credit Amount
1088221	1609781	10/23/2015	270	155,171.00	
1088272	1609822	10/23/2015	270	154,691.82	
1087846	1609741	10/23/2015	270	126,929.02	
1088243	1609801	10/23/2015	270	121,597.43	
1088216	1609776	10/23/2015	270	102,857.25	
1087840	152701001	10/23/2015	270	100,000.00	
1088258	1609814	10/23/2015	270	74,416.35	
1088301	1609836	10/23/2015	270	57,701.65	
1088298	1609833	10/23/2015	270	55,942.50	
1087831	1609736	10/23/2015	270	53,899.00	
1088259	1609815	10/23/2015	270	41,359.30	
1088244	1609802	10/23/2015	270	36,862.32	
1088292	1609826	10/23/2015	270	32,806.36	
1088245	1609803	10/23/2015	270	32,112.00	
1088179	1609742	10/23/2015	270	25,198.04	
1088263	1609850	10/23/2015	270	25,167.26	
1088304	1609839	10/23/2015	270	22,901.65	
1088206	1609768	10/23/2015	270	16,739.73	
1088289	Correct Journal Entr	10/23/2015	270	14,396.92	
1088315	1609852	10/23/2015	270	12,500.00	
1088281	1609851	10/23/2015	270	11,180.95	
1088246	1609804	10/23/2015	270	9,371.40	
1088242	1609800	10/23/2015	270	8,839.76	
1087832	1609737	10/23/2015	270	4,130.00	
1088303	1609838	10/23/2015	270	3,599.70	
1088247	1609805	10/23/2015	270	3,391.50	
1088302	1609837	10/23/2015	270	3,372.25	
1088214	1609774	10/23/2015	270	2,834.25	
1088223	1609783	10/23/2015	270	2,691.00	
1088286	Correct Journal Entr	10/23/2015	270	2,344.53	
1088248	1609806	10/23/2015	270	2,050.00	
1088183	1609746	10/23/2015	270	1,677.41	
1088250	1609807	10/23/2015	270	1,666.50	
1088212	1609772	10/23/2015	270	1,151.25	
1088210	1609770	10/23/2015	270	1,045.00	
1088294	1609828	10/23/2015	270	1,016.20	
1088260	1609816	10/23/2015	270	928.75	
1088180	1609743	10/23/2015	270	727.14	
1088284	Correct Journal Entr	10/23/2015	270	578.57	
1088251	1609808	10/23/2015	270	500.00	
1088252	1609809	10/23/2015	270	438.00	
1088261	1609817	10/23/2015	270	317.50	
1088254	1609810	10/23/2015	270	283.00	
1088293	1609827	10/23/2015	270	262.82	
1088255	1609811	10/23/2015	270	243.00	
1088256	1609812	10/23/2015	270	230.00	
1088215	1609775	10/23/2015	270	230.00	
1088209	1609769	10/23/2015	270	229.74	
1088211	1609771	10/23/2015	270	200.00	
1088269	1609821	10/23/2015	270	100.01	
1088182	1609745	10/23/2015	270	100.00	
1088181	1609744	10/23/2015	270	85.00	
1088213	1609773	10/23/2015	270	80.00	
1088257	1609813	10/23/2015	270	62.00	
1088222	1609782	10/23/2015	270	7.67	
1088207	8006216	10/23/2015	270		36,429.08

Run Date: 12/31/2015
 Run Time: 3:29:02PM

Demand Account Activity

Start Date: 7/1/2015 End Date: 12/31/2015

Page: 120
 User: 0

Jnl. Entry	Ref #	Trx. Date	Ledger	Debit Amount	Credit Amount
1088271	152701012	10/23/2015	270		243,431,959.79
1088682	162701010	10/26/2015	270	44,919,978.53	
1088361	162701003	10/26/2015	270	25,000,000.00	
1088363	16270102605AIRS E	10/26/2015	270	12,859,363.73	
1088355	1609871	10/26/2015	270	3,121,878.75	
1088727	1609951	10/26/2015	270	2,452,067.49	
1088764	162701016	10/26/2015	270	2,000,000.00	
1088360	162701002	10/26/2015	270	1,600,000.00	
1088329	1609862	10/26/2015	270	751,962.27	
1088755	1609925	10/26/2015	270	498,146.14	
1088734	1609918	10/26/2015	270	349,795.98	
1088770	1609966	10/26/2015	270	293,387.38	
1088739	1609941	10/26/2015	270	166,335.45	
1088719	1609917	10/26/2015	270	150,160.40	
1088349	1609876	10/26/2015	270	107,790.00	
1088342	1609878	10/26/2015	270	101,909.87	
1088756	1609926	10/26/2015	270	98,928.08	
1088769	1609965	10/26/2015	270	71,740.00	
1088744	1609942	10/26/2015	270	70,000.00	
1088364	16270102606AIRS C	10/26/2015	270	58,103.52	
1088709	1609911	10/26/2015	270	54,145.31	
1088728	1609952	10/26/2015	270	46,248.15	
1088757	1609927	10/26/2015	270	44,999.17	
1088336	1609877	10/26/2015	270	37,930.91	
1088741	1609919	10/26/2015	270	36,789.59	
1088730	1609954	10/26/2015	270	36,281.73	
1088338	1609872	10/26/2015	270	35,501.67	
1088726	1609950	10/26/2015	270	24,474.52	
1088732	1609956	10/26/2015	270	23,711.29	
1088729	1609953	10/26/2015	270	21,088.33	
1088753	1609924	10/26/2015	270	17,095.86	
1088731	1609955	10/26/2015	270	15,567.66	
1088747	1609920	10/26/2015	270	15,375.00	
1088330	1609882	10/26/2015	270	12,379.74	
1088357	1609881	10/26/2015	270	12,059.96	
1088759	1609928	10/26/2015	270	6,622.47	
1088671	16270102609ABC B	10/26/2015	270	6,375.00	
1088761	1609929	10/26/2015	270	5,573.00	
1088607	16270102608IRPCC	10/26/2015	270	5,008.15	
1088749	1609921	10/26/2015	270	4,794.25	
1088768	1609964	10/26/2015	270	4,282.36	
1088353	1609880	10/26/2015	270	3,578.39	
1088720	1609963	10/26/2015	270	3,574.89	
1088339	1609873	10/26/2015	270	3,411.19	
1088347	1609879	10/26/2015	270	3,174.37	
1088745	1609943	10/26/2015	270	3,173.50	
1088762	1609930	10/26/2015	270	3,027.34	
1088603	16270102607IFTA C	10/26/2015	270	2,788.98	
1088337	1609867	10/26/2015	270	1,936.44	
1088340	1609883	10/26/2015	270	1,925.09	
1088343	1609874	10/26/2015	270	1,797.70	
1088718	1609916	10/26/2015	270	1,378.78	
1088344	1609884	10/26/2015	270	1,313.73	
1088721	1609945	10/26/2015	270	1,180.00	
1088725	1609949	10/26/2015	270	1,165.13	
1088348	1609885	10/26/2015	270	1,152.36	

Run Date: 12/31/2015
 Run Time: 3:29:02PM

Demand Account Activity

Page: 121
 User: 0

Start Date: 7/1/2015 End Date: 12/31/2015

Jnl. Entry	Ref #	Trx. Date	Ledger	Debit Amount	Credit Amount
1088331	1609863	10/26/2015	270	1,040.83	
1088717	1609915	10/26/2015	270	954.00	
1088351	1609886	10/26/2015	270	780.20	
1088723	1609947	10/26/2015	270	602.25	
1088750	1609922	10/26/2015	270	540.00	
1088763	1609931	10/26/2015	270	500.00	
1088737	1609939	10/26/2015	270	397.50	
1088345	1609875	10/26/2015	270	387.74	
1088352	1609887	10/26/2015	270	306.57	
1088714	1609912	10/26/2015	270	294.00	
1088341	1609868	10/26/2015	270	273.00	
1088356	1609944	10/26/2015	270	260.00	
1088738	1609940	10/26/2015	270	237.50	
1088722	1609946	10/26/2015	270	230.00	
1088743	1609934	10/26/2015	270	216.08	
1088327	1609860	10/26/2015	270	150.00	
1088346	1609869	10/26/2015	270	150.00	
1088326	1609859	10/26/2015	270	75.00	
1088328	1609861	10/26/2015	270	70.00	
1088350	1609870	10/26/2015	270	67.00	
1088715	1609913	10/26/2015	270	65.00	
1088740	1609932	10/26/2015	270	44.91	
1088724	1609948	10/26/2015	270	40.00	
1088736	1609938	10/26/2015	270	28.00	
1088735	1609937	10/26/2015	270	12.00	
1088751	1609923	10/26/2015	270	12.00	
1088716	1609914	10/26/2015	270	10.00	
1088742	1609933	10/26/2015	270	7.50	
1088733	1609935	10/26/2015	270	4.00	
1088760	1609936	10/26/2015	270	4.00	
1088334	1162701001	10/26/2015	270		65,601,000.00
1088689	DFA EFT REV 10-26	10/26/2015	270		113,070.80
1088711	162701013	10/26/2015	270		29,478,446.77
1089334	152701007 AIRS TA	10/27/2015	270	33,852,627.71	
1089317	153001003	10/27/2015	270	15,000,000.00	
1089467	1610100	10/27/2015	270	7,383,860.27	
1089471	1610101	10/27/2015	270	2,339,178.09	
1089388	1610037	10/27/2015	270	1,344,379.17	
1089465	1610095	10/27/2015	270	1,100,000.00	
1089445	152301002	10/27/2015	270	1,000,000.00	
1089394	1610043	10/27/2015	270	748,000.00	
1089376	1610026	10/27/2015	270	566,817.87	
1089370	1610020	10/27/2015	270	475,066.84	
1089369	1610019	10/27/2015	270	283,251.00	
1089404	1610052	10/27/2015	270	281,010.25	
1089405	1610053	10/27/2015	270	191,795.00	
1089401	1610050	10/27/2015	270	160,844.54	
1089378	1610028	10/27/2015	270	129,024.37	
1089463	1610094	10/27/2015	270	89,471.80	
1089335	152701008 AIRS TA	10/27/2015	270	72,373.10	
1089375	1610025	10/27/2015	270	67,067.84	
1089455	1610090	10/27/2015	270	66,224.86	
1089300	1609979	10/27/2015	270	52,028.59	
1089459	1610092	10/27/2015	270	47,189.01	
1089377	1610027	10/27/2015	270	37,367.61	
1089468	1610096	10/27/2015	270	31,518.00	

Run Date: 12/31/2015
 Run Time: 3:29:02PM

Demand Account Activity

Page: 122
 User: 0

Start Date: 7/1/2015 End Date: 12/31/2015

Jnl. Entry	Ref #	Trx. Date	Ledger	Debit Amount	Credit Amount
1089462	1610099	10/27/2015	270	20,777.34	
1089391	1610040	10/27/2015	270	19,928.65	
1089403	1610051	10/27/2015	270	18,927.17	
1089461	1610093	10/27/2015	270	18,264.00	
1089381	1610031	10/27/2015	270	15,001.05	
1089299	1609978	10/27/2015	270	11,191.74	
1089407	1610055	10/27/2015	270	9,980.85	
1089469	1610102	10/27/2015	270	8,973.78	
1089380	1610030	10/27/2015	270	8,355.41	
1089406	1610054	10/27/2015	270	8,155.31	
1089456	1610091	10/27/2015	270	6,509.44	
1089371	1610021	10/27/2015	270	4,273.93	
1089460	1610098	10/27/2015	270	3,993.75	
1089374	1610024	10/27/2015	270	3,645.44	
1089338	152701009 AIRS DE	10/27/2015	270	3,189.85	
1089379	1610029	10/27/2015	270	2,967.42	
1089382	1610032	10/27/2015	270	2,416.90	
1089301	1609980	10/27/2015	270	2,181.81	
1089398	1610046	10/27/2015	270	1,946.25	
1089400	1610048	10/27/2015	270	1,930.00	
1089373	1610023	10/27/2015	270	1,869.08	
1089392	1610041	10/27/2015	270	1,790.00	
1089297	1609976	10/27/2015	270	1,790.00	
1089389	1610038	10/27/2015	270	1,092.65	
1089395	1610044	10/27/2015	270	495.75	
1089390	1610039	10/27/2015	270	490.00	
1089402	1610049	10/27/2015	270	350.00	
1089474	1610103	10/27/2015	270	310.16	
1089385	1610034	10/27/2015	270	285.00	
1089384	1610033	10/27/2015	270	282.18	
1089393	1610042	10/27/2015	270	200.00	
1089399	1610047	10/27/2015	270	150.00	
1089418	1610097	10/27/2015	270	150.00	
1089372	1610022	10/27/2015	270	145.81	
1089387	1610036	10/27/2015	270	135.50	
1089397	1610045	10/27/2015	270	110.00	
1089386	1610035	10/27/2015	270	84.00	
1089298	1609977	10/27/2015	270	12.75	
1089303	1609981	10/27/2015	270	11.50	
1089341	152701010 AIRS DE	10/27/2015	270	1.00	
1089305	DFA EFT REV 10/27	10/27/2015	270		29,035.41
1089396	DFA EFT SST REV	10/27/2015	270		23,071.89
1089320	152701001	10/27/2015	270		12,557,000.00
1089342	152701005	10/27/2015	270		25,696,065.72
1089345	1527010123	10/27/2015	270		27,213,819.83
1089818	152701007 AIRS TA	10/28/2015	270	42,232,663.44	
1089947	152301001	10/28/2015	270	25,000,000.00	
1089804	1610127	10/28/2015	270	13,282,043.83	
1089491	153001004	10/28/2015	270	10,000,000.00	
1089805	1610117	10/28/2015	270	2,996,401.99	
1089890	1610189	10/28/2015	270	1,016,462.00	
1089885	1610184	10/28/2015	270	652,314.27	
1089881	1610180	10/28/2015	270	249,714.47	
1089869	1610168	10/28/2015	270	229,100.75	
1089889	1610188	10/28/2015	270	131,071.11	
1089801	1610116	10/28/2015	270	130,081.00	

Run Date: 12/31/2015
 Run Time: 3:29:02PM

Demand Account Activity

Start Date: 7/1/2015 End Date: 12/31/2015

Page: 123
 User: 0

Jnl. Entry	Ref #	Trx. Date	Ledger	Debit Amount	Credit Amount
1089896	1610199	10/28/2015	270	104,000.00	
1089819	152701008 AIRS TA	10/28/2015	270	38,974.93	
1089888	1610187	10/28/2015	270	25,964.03	
1089895	1610198	10/28/2015	270	25,006.98	
1089795	1610114	10/28/2015	270	23,859.00	
1089884	1610183	10/28/2015	270	23,772.50	
1089873	1610172	10/28/2015	270	22,920.82	
1089793	1610119	10/28/2015	270	17,771.58	
1089872	1610171	10/28/2015	270	17,523.22	
1089865	1610165	10/28/2015	270	16,794.53	
1089875	1610174	10/28/2015	270	11,944.01	
1089866	1610166	10/28/2015	270	11,362.50	
1089794	1610113	10/28/2015	270	7,860.00	
1089867	1610167	10/28/2015	270	6,834.03	
1089874	1610173	10/28/2015	270	6,577.99	
1089844	1610148	10/28/2015	270	6,470.02	
1089800	1610120	10/28/2015	270	6,205.58	
1089887	1610186	10/28/2015	270	4,000.00	
1089796	1610123	10/28/2015	270	3,878.53	
1089876	1610175	10/28/2015	270	3,873.80	
1089822	152701010 AIRS DE	10/28/2015	270	3,423.43	
1089798	1610115	10/28/2015	270	3,098.00	
1089877	1610176	10/28/2015	270	3,052.00	
1089835	1610142	10/28/2015	270	3,014.00	
1089803	1610121	10/28/2015	270	2,541.25	
1089897	1610200	10/28/2015	270	2,511.25	
1089806	1610122	10/28/2015	270	1,911.00	
1089821	152701009 AIRS DE	10/28/2015	270	1,752.85	
1089838	1610144	10/28/2015	270	1,535.00	
1089802	1610126	10/28/2015	270	980.31	
1089883	1610182	10/28/2015	270	880.25	
1089882	1610181	10/28/2015	270	742.50	
1089841	1610146	10/28/2015	270	642.50	
1089870	1610169	10/28/2015	270	568.74	
1089799	1610125	10/28/2015	270	456.74	
1089878	1610177	10/28/2015	270	391.00	
1089879	1610178	10/28/2015	270	337.73	
1089792	1610118	10/28/2015	270	316.64	
1089839	1610145	10/28/2015	270	280.00	
1089886	1610185	10/28/2015	270	266.20	
1089836	1610143	10/28/2015	270	240.00	
1089880	1610179	10/28/2015	270	142.00	
1089843	1610147	10/28/2015	270	120.00	
1089797	1610124	10/28/2015	270	95.70	
1089904	1610203	10/28/2015	270	34.88	
1089871	1610170	10/28/2015	270	3.72	
1089492	152701001	10/28/2015	270		2,598,000.00
1089493	152701002	10/28/2015	270		13,282,043.83
1089827	152701003	10/28/2015	270		40,064,782.05
1089856	DFA EFT REV 10/28	10/28/2015	270		21,667.10
1089944	152701011	10/28/2015	270		15,838,570.31
1091096	152701003	10/29/2015	270	155,656,026.63	
1091158	1610311	10/29/2015	270	50,668,988.29	
1091194	152801001	10/29/2015	270	10,000,000.00	
1091054	153001004	10/29/2015	270	9,000,000.00	
1091084	152701007 AIRS TA	10/29/2015	270	5,260,667.05	

Run Date: 12/31/2015
 Run Time: 3:29:02PM

Demand Account Activity

Start Date: 7/1/2015 End Date: 12/31/2015

Page: 124
 User: 0

Jnl. Entry	Ref #	Trx. Date	Ledger	Debit Amount	Credit Amount
1091161	1610329	10/29/2015	270	1,458,022.98	
1091043	1610227	10/29/2015	270	1,200,000.00	
1091061	152701002	10/29/2015	270	1,000,000.00	
1091190	152301001	10/29/2015	270	1,000,000.00	
1091055	1610235	10/29/2015	270	565,909.81	
1091121	1610283	10/29/2015	270	558,175.08	
1091044	1610228	10/29/2015	270	500,000.00	
1091156	1610310	10/29/2015	270	454,475.63	
1091118	1610281	10/29/2015	270	394,235.42	
1089959	1610226	10/29/2015	270	175,891.03	
1091045	1610229	10/29/2015	270	161,544.66	
1091115	1610278	10/29/2015	270	147,162.44	
1091164	1610314	10/29/2015	270	144,876.92	
1091119	1610282	10/29/2015	270	137,875.00	
1091128	1610287	10/29/2015	270	109,036.50	
1091184	1610337	10/29/2015	270	102,000.00	
1091046	1610230	10/29/2015	270	81,715.98	
1091085	152701008 AIRS TA	10/29/2015	270	64,528.47	
1091126	1610286	10/29/2015	270	59,397.70	
1091049	1610232	10/29/2015	270	52,751.02	
1091163	1610313	10/29/2015	270	45,958.31	
1091185	1610338	10/29/2015	270	42,000.00	
1091123	1610284	10/29/2015	270	40,355.08	
1091175	1610322	10/29/2015	270	40,042.15	
1091166	1610331	10/29/2015	270	29,830.20	
1091124	1610285	10/29/2015	270	16,352.63	
1091117	1610280	10/29/2015	270	16,166.03	
1091157	1610326	10/29/2015	270	14,121.88	
1091176	1610323	10/29/2015	270	13,032.81	
1091131	1610290	10/29/2015	270	12,795.50	
1091177	1610324	10/29/2015	270	12,305.48	
1091109	1610272	10/29/2015	270	12,026.25	
1091170	1610316	10/29/2015	270	11,758.54	
1091048	1610231	10/29/2015	270	9,561.76	
1091167	1610315	10/29/2015	270	9,314.07	
1091086	152701009 AIRS DE	10/29/2015	270	7,020.76	
1091051	1610233	10/29/2015	270	7,005.08	
1091057	1610236	10/29/2015	270	5,310.00	
1091165	1610330	10/29/2015	270	4,931.51	
1091168	1610317	10/29/2015	270	4,721.25	
1091116	1610279	10/29/2015	270	4,589.83	
1091130	1610289	10/29/2015	270	4,487.78	
1091111	1610274	10/29/2015	270	4,135.00	
1091174	1610321	10/29/2015	270	3,806.66	
1091191	1610342	10/29/2015	270	3,348.00	
1091129	1610288	10/29/2015	270	2,132.33	
1091173	1610320	10/29/2015	270	1,484.95	
1091113	1610276	10/29/2015	270	1,139.50	
1091110	1610273	10/29/2015	270	950.00	
1091159	1610327	10/29/2015	270	916.20	
1091053	1610234	10/29/2015	270	870.57	
1091160	1610328	10/29/2015	270	797.50	
1091112	1610275	10/29/2015	270	770.00	
1091069	1610245	10/29/2015	270	750.00	
1091066	1610242	10/29/2015	270	650.00	
1091169	1610318	10/29/2015	270	537.50	

Run Date: 12/31/2015
 Run Time: 3:29:02PM

Demand Account Activity

Start Date: 7/1/2015 End Date: 12/31/2015

Page: 125
 User: 0

Jnl. Entry	Ref #	Trx. Date	Ledger	Debit Amount	Credit Amount
1091132	1610291	10/29/2015	270	516.80	
1091060	1610238	10/29/2015	270	450.00	
1091067	1610243	10/29/2015	270	420.00	
1091063	1610240	10/29/2015	270	375.00	
1091105	1610268	10/29/2015	270	340.69	
1091071	1610246	10/29/2015	270	210.00	
1091072	1610247	10/29/2015	270	210.00	
1091068	1610244	10/29/2015	270	200.00	
1091114	1610277	10/29/2015	270	140.00	
1091062	1610239	10/29/2015	270	120.00	
1091162	1610312	10/29/2015	270	100.00	
1091074	1610248	10/29/2015	270	100.00	
1091065	1610241	10/29/2015	270	50.00	
1091171	1610319	10/29/2015	270	42.00	
1091188	1610341	10/29/2015	270	40.00	
1091178	1610325	10/29/2015	270	31.96	
1091058	1610237	10/29/2015	270	21.25	
1091104	1610267	10/29/2015	270	16.22	
1090184	DFA EFT REV 10/29/2015	10/29/2015	270		28,180.68
1091125	152701005	10/29/2015	270		261,567,768.76
1091059	152701001	10/29/2015	270		2,057,000.00
1091606	162701013	10/30/2015	270	142,487,767.38	
1091551	162701003	10/30/2015	270	11,000,000.00	
1091678	162701018	10/30/2015	270	4,000,000.00	
1091663	1610468	10/30/2015	270	2,623,789.49	
1091558	16270103004EFT A	10/30/2015	270	1,962,067.45	
1091628	1610434	10/30/2015	270	1,500,000.00	
1091639	1610427	10/30/2015	270	537,640.43	
1091574	1610384	10/30/2015	270	529,408.36	
1091634	1610428	10/30/2015	270	460,000.00	
1091662	1610467	10/30/2015	270	457,919.00	
1091636	1610429	10/30/2015	270	240,000.00	
1091625	1610440	10/30/2015	270	187,436.00	
1091583	1610401	10/30/2015	270	183,596.78	
1091658	1610463	10/30/2015	270	112,438.64	
1091550	162701002	10/30/2015	270	100,000.00	
1091656	1610461	10/30/2015	270	87,016.28	
1091666	1610470	10/30/2015	270	77,417.21	
1091572	1610409	10/30/2015	270	60,100.00	
1091575	1610385	10/30/2015	270	48,169.99	
1091638	1610430	10/30/2015	270	41,000.00	
1091621	1610439	10/30/2015	270	38,690.13	
1091657	1610462	10/30/2015	270	38,407.17	
1091630	1610435	10/30/2015	270	22,927.28	
1091623	1610419	10/30/2015	270	21,574.96	
1091665	1610469	10/30/2015	270	18,360.09	
1091619	1610433	10/30/2015	270	14,455.51	
1091603	1610432	10/30/2015	270	11,406.72	
1091563	16270103006IFTA C	10/30/2015	270	10,140.70	
1091589	1610411	10/30/2015	270	8,509.08	
1091596	1610398	10/30/2015	270	7,707.75	
1091559	16270103005CC All	10/30/2015	270	7,144.63	
1091585	1610410	10/30/2015	270	4,289.00	
1091613	1610417	10/30/2015	270	4,031.03	
1091640	1610431	10/30/2015	270	3,954.66	
1091624	1610420	10/30/2015	270	3,736.15	

Run Date: 12/31/2015
 Run Time: 3:29:02PM

Demand Account Activity

Start Date: 7/1/2015 End Date: 12/31/2015

Page: 126
 User: 0

Jnl. Entry	Ref #	Trx. Date	Ledger	Debit Amount	Credit Amount
1091627	1610421	10/30/2015	270	3,453.25	
1091579	1610387	10/30/2015	270	2,821.27	
1091577	1610386	10/30/2015	270	2,526.00	
1091659	1610464	10/30/2015	270	2,468.03	
1091600	1610408	10/30/2015	270	2,377.00	
1091576	1610389	10/30/2015	270	1,940.00	
1091565	16270103007IRPCC	10/30/2015	270	1,764.13	
1091631	1610423	10/30/2015	270	1,245.00	
1091618	1610438	10/30/2015	270	995.00	
1091599	1610399	10/30/2015	270	895.80	
1091591	1610404	10/30/2015	270	765.60	
1091635	1610425	10/30/2015	270	666.50	
1091588	1610403	10/30/2015	270	625.92	
1091655	1610460	10/30/2015	270	520.00	
1091632	1610436	10/30/2015	270	498.63	
1091617	1610418	10/30/2015	270	373.75	
1091653	1610458	10/30/2015	270	367.66	
1091573	1610388	10/30/2015	270	325.00	
1091587	1610394	10/30/2015	270	293.00	
1091578	1610390	10/30/2015	270	279.30	
1091629	1610422	10/30/2015	270	270.00	
1091651	1610456	10/30/2015	270	270.00	
1091633	1610424	10/30/2015	270	240.00	
1091584	1610393	10/30/2015	270	239.00	
1091661	1610466	10/30/2015	270	230.95	
1091594	1610405	10/30/2015	270	225.00	
1091671	1610475	10/30/2015	270	225.00	
1091197	1610400	10/30/2015	270	215.00	
1091581	1610392	10/30/2015	270	157.50	
1091592	1610396	10/30/2015	270	146.00	
1091604	1610414	10/30/2015	270	137.84	
1091593	1610412	10/30/2015	270	125.52	
1091597	1610406	10/30/2015	270	125.00	
1091598	1610407	10/30/2015	270	120.00	
1091654	1610459	10/30/2015	270	116.23	
1091601	1610413	10/30/2015	270	110.58	
1091586	1610402	10/30/2015	270	105.60	
1091637	1610426	10/30/2015	270	90.00	
1091615	1610437	10/30/2015	270	84.00	
1091660	1610465	10/30/2015	270	82.93	
1091580	1610391	10/30/2015	270	78.26	
1091672	1610473	10/30/2015	270	75.00	
1091644	1610476	10/30/2015	270	75.00	
1091607	1610474	10/30/2015	270	70.00	
1091590	1610395	10/30/2015	270	16.00	
1091652	1610457	10/30/2015	270	4.25	
1091595	1610397	10/30/2015	270	4.00	
1091545	162701001	10/30/2015	270		1,058,498.63
1091626	162701017	10/30/2015	270		155,914,640.46
1091680	Back Out Journal Er	10/30/2015	270		4,000,000.00
1091681	1602701019	10/30/2015	270		6,000,000.00
1091728	152701001	11/2/2015	270	36,325,967.00	
1091727	153001003	11/2/2015	270	13,000,000.00	
1091826	152601001	11/2/2015	270	7,000,000.00	
1091828	152801001	11/2/2015	270	7,000,000.00	
1091808	1610567	11/2/2015	270	3,728,912.56	

Run Date: 12/31/2015
 Run Time: 3:29:02PM

Demand Account Activity

Start Date: 7/1/2015 End Date: 12/31/2015

Page: 127
 User: 0

Jnl. Entry	Ref #	Trx. Date	Ledger	Debit Amount	Credit Amount
1091799	1610558	11/2/2015	270	3,029,000.00	
1091827	152301001	11/2/2015	270	1,000,000.00	
1091751	1610515	11/2/2015	270	681,798.69	
1091757	1610520	11/2/2015	270	446,528.02	
1091782	1610541	11/2/2015	270	435,980.99	
1091783	1610542	11/2/2015	270	239,561.33	
1091784	1610543	11/2/2015	270	181,156.43	
1091812	1610570	11/2/2015	270	115,629.00	
1091807	1610566	11/2/2015	270	57,830.85	
1091724	1610500	11/2/2015	270	50,395.56	
1091814	1610572	11/2/2015	270	47,213.10	
1091772	1610532	11/2/2015	270	33,317.95	
1091771	1610573	11/2/2015	270	30,094.35	
1091813	1610571	11/2/2015	270	22,487.22	
1091731	1610501	11/2/2015	270	20,700.00	
1091746	1610514	11/2/2015	270	14,835.23	
1091806	1610565	11/2/2015	270	14,148.64	
1091788	1610547	11/2/2015	270	10,006.41	
1091791	1610550	11/2/2015	270	6,262.00	
1091810	1610568	11/2/2015	270	5,275.75	
1091737	1610581	11/2/2015	270	4,711.25	
1091792	1610551	11/2/2015	270	3,930.00	
1091785	1610544	11/2/2015	270	3,697.14	
1091752	1610516	11/2/2015	270	2,462.96	
1091753	1610517	11/2/2015	270	2,442.49	
1091732	1610502	11/2/2015	270	2,321.00	
1091786	1610545	11/2/2015	270	1,694.42	
1091774	1610534	11/2/2015	270	1,085.95	
1091821	1610579	11/2/2015	270	747.86	
1091787	1610546	11/2/2015	270	623.00	
1091811	1610569	11/2/2015	270	506.16	
1091755	1610519	11/2/2015	270	444.50	
1091773	1610533	11/2/2015	270	420.00	
1091754	1610518	11/2/2015	270	365.19	
1091789	1610548	11/2/2015	270	302.71	
1091760	1610521	11/2/2015	270	300.00	
1091793	1610552	11/2/2015	270	298.58	
1091794	1610553	11/2/2015	270	255.00	
1091800	1610559	11/2/2015	270	182.50	
1091762	1610522	11/2/2015	270	150.00	
1091795	1610554	11/2/2015	270	146.00	
1091824	1610582	11/2/2015	270	46.33	
1091796	1610555	11/2/2015	270	39.00	
1091780	1610540	11/2/2015	270	31.32	
1091790	1610549	11/2/2015	270	24.81	
1091823	1610580	11/2/2015	270	17.44	
1091797	1610556	11/2/2015	270	4.00	
1091798	1610557	11/2/2015	270	4.00	
1091729	152701002	11/2/2015	270		19,439,446.00
1091730	152701003	11/2/2015	270		26,725,200.01
1091764	152701006	11/2/2015	270		27,619,528.42
1092487	152601101	11/3/2015	270	11,000,000.00	
1092402	152701107 AIRS TA	11/3/2015	270	7,493,642.14	
1092393	153001106	11/3/2015	270	6,000,000.00	
1092463	1610663	11/3/2015	270	5,466,802.04	
1092380	1610601	11/3/2015	270	554,237.13	

Run Date: 12/31/2015
 Run Time: 3:29:02PM

Demand Account Activity

Start Date: 7/1/2015 End Date: 12/31/2015

Page: 128
 User: 0

Jnl. Entry	Ref #	Trx. Date	Ledger	Debit Amount	Credit Amount
1092377	1610598	11/3/2015	270	402,780.00	
1092379	1610600	11/3/2015	270	382,759.32	
1092404	152701109 AIRS D€	11/3/2015	270	121,500.19	
1092395	1610620	11/3/2015	270	112,490.00	
1092371	1610595	11/3/2015	270	88,743.00	
1092375	1610596	11/3/2015	270	85,304.14	
1092462	1610662	11/3/2015	270	81,436.80	
1092449	1610645	11/3/2015	270	74,597.70	
1092428	1610664	11/3/2015	270	61,796.25	
1092494	1610686	11/3/2015	270	61,036.90	
1092484	1610680	11/3/2015	270	57,399.78	
1092464	1610665	11/3/2015	270	53,344.00	
1092438	1610634	11/3/2015	270	49,309.95	
1092403	152701108 AIRS TA	11/3/2015	270	35,661.79	
1092378	1610599	11/3/2015	270	35,103.33	
1092437	1610633	11/3/2015	270	30,198.45	
1092465	1610666	11/3/2015	270	25,902.07	
1092439	1610635	11/3/2015	270	19,549.20	
1092408	1610610	11/3/2015	270	16,115.17	
1092503	1610701	11/3/2015	270	13,611.81	
1092489	1610685	11/3/2015	270	11,332.36	
1092376	1610597	11/3/2015	270	9,710.69	
1092405	152701110 AIRS D€	11/3/2015	270	8,980.31	
1092491	1610688	11/3/2015	270	4,820.00	
1092476	1610684	11/3/2015	270	3,770.03	
1092501	1610702	11/3/2015	270	3,379.38	
1092412	1610613	11/3/2015	270	3,303.25	
1092440	1610636	11/3/2015	270	3,154.51	
1092441	1610637	11/3/2015	270	2,520.00	
1092500	1610699	11/3/2015	270	2,454.40	
1092419	1610621	11/3/2015	270	2,285.50	
1092490	1610682	11/3/2015	270	2,269.07	
1092493	1610689	11/3/2015	270	2,097.87	
1092414	1610615	11/3/2015	270	1,860.00	
1092442	1610638	11/3/2015	270	1,796.09	
1092382	1610602	11/3/2015	270	1,794.50	
1092418	1610623	11/3/2015	270	1,423.50	
1092411	1610612	11/3/2015	270	1,345.70	
1092502	1610695	11/3/2015	270	1,227.00	
1092407	1610700	11/3/2015	270	1,124.00	
1092423	1610625	11/3/2015	270	845.00	
1092488	1610681	11/3/2015	270	741.86	
1092416	1610617	11/3/2015	270	699.50	
1092410	1610611	11/3/2015	270	652.50	
1092492	1610683	11/3/2015	270	537.50	
1092443	1610639	11/3/2015	270	535.00	
1092444	1610640	11/3/2015	270	421.68	
1092415	1610616	11/3/2015	270	360.00	
1092448	1610644	11/3/2015	270	324.91	
1092496	1610694	11/3/2015	270	322.40	
1092466	1610667	11/3/2015	270	311.94	
1092445	1610641	11/3/2015	270	304.00	
1092468	1610668	11/3/2015	270	290.76	
1092413	1610614	11/3/2015	270	270.00	
1092446	1610642	11/3/2015	270	263.09	
1092420	1610622	11/3/2015	270	180.00	

Run Date: 12/31/2015
 Run Time: 3:29:02PM

Demand Account Activity

Start Date: 7/1/2015 End Date: 12/31/2015

Page: 129
 User: 0

Jnl. Entry	Ref #	Trx. Date	Ledger	Debit Amount	Credit Amount
1092424	1610626	11/3/2015	270	160.00	
1092508	1610698	11/3/2015	270	88.00	
1092421	1610624	11/3/2015	270	80.00	
1092473	1610687	11/3/2015	270	74.39	
1092417	1610618	11/3/2015	270	60.00	
1092504	1610696	11/3/2015	270	55.25	
1092506	1610697	11/3/2015	270	12.00	
1092447	1610643	11/3/2015	270	4.00	
1092381	DFA EFT REV 11/3/	11/3/2015	270		38,282.49
1092397	152701101	11/3/2015	270		15,000,000.00
1092406	152701102	11/3/2015	270		16,960,480.64
1092519	152701107 AIRS TA	11/4/2015	270	14,068,927.77	
1092511	153001103	11/4/2015	270	8,000,000.00	
1092937	Correct Journal Entr	11/4/2015	270	5,000,000.00	
1092815	154721101	11/4/2015	270	4,746,442.94	
1092924	152801101	11/4/2015	270	3,000,000.00	
1092927	1610805	11/4/2015	270	2,787,129.18	
1092935	1610815	11/4/2015	270	1,231,747.34	
1092842	1610771	11/4/2015	270	978,472.74	
1092880	1610772	11/4/2015	270	936,438.94	
1092887	1610773	11/4/2015	270	216,618.70	
1092922	1610808	11/4/2015	270	215,018.23	
1092823	1610715	11/4/2015	270	188,208.27	
1092888	1610774	11/4/2015	270	153,179.24	
1092530	1610709	11/4/2015	270	90,925.83	
1092818	1610710	11/4/2015	270	55,843.81	
1092822	1610714	11/4/2015	270	38,187.85	
1092521	152701109 AIRS D€	11/4/2015	270	30,885.31	
1092520	152701108 AIRS TA	11/4/2015	270	17,923.17	
1092522	152701110 AIRS D€	11/4/2015	270	15,615.98	
1092845	1610735	11/4/2015	270	11,883.83	
1092867	1610756	11/4/2015	270	9,770.87	
1092846	1610736	11/4/2015	270	8,619.84	
1092931	1610814	11/4/2015	270	8,279.00	
1092819	1610711	11/4/2015	270	7,736.39	
1092928	1610809	11/4/2015	270	7,481.56	
1092847	1610737	11/4/2015	270	5,716.00	
1092834	1610724	11/4/2015	270	5,510.00	
1092820	1610712	11/4/2015	270	4,689.90	
1092921	1610812	11/4/2015	270	4,282.36	
1092529	1610708	11/4/2015	270	4,048.00	
1092930	1610813	11/4/2015	270	3,574.89	
1092853	1610743	11/4/2015	270	2,574.75	
1092836	1610725	11/4/2015	270	2,420.00	
1092839	1610807	11/4/2015	270	2,009.75	
1092821	1610713	11/4/2015	270	1,799.66	
1092848	1610738	11/4/2015	270	1,672.50	
1092843	1610733	11/4/2015	270	1,599.23	
1092855	1610745	11/4/2015	270	1,205.00	
1092849	1610739	11/4/2015	270	1,197.41	
1092932	1610810	11/4/2015	270	1,185.75	
1092865	1610754	11/4/2015	270	868.70	
1092850	1610740	11/4/2015	270	833.49	
1092528	1610707	11/4/2015	270	750.00	
1092857	1610747	11/4/2015	270	533.50	
1092851	1610741	11/4/2015	270	505.00	

Run Date: 12/31/2015
 Run Time: 3:29:02PM

Demand Account Activity

Start Date: 7/1/2015 End Date: 12/31/2015

Page: 130
 User: 0

Jnl. Entry	Ref #	Trx. Date	Ledger	Debit Amount	Credit Amount
1092929	1610806	11/4/2015	270	503.89	
1092866	1610755	11/4/2015	270	452.50	
1092852	1610742	11/4/2015	270	348.00	
1092889	1610775	11/4/2015	270	339.70	
1092923	1610804	11/4/2015	270	321.25	
1092527	1610706	11/4/2015	270	290.00	
1092856	1610746	11/4/2015	270	220.00	
1092854	1610744	11/4/2015	270	210.00	
1092824	1610716	11/4/2015	270	130.00	
1092934	1610811	11/4/2015	270	84.00	
1092859	1610748	11/4/2015	270	70.00	
1092890	1610776	11/4/2015	270	52.91	
1092860	1610749	11/4/2015	270	20.00	
1092825	1610717	11/4/2015	270	17.00	
1092844	1610734	11/4/2015	270	4.79	
1092832	DFA EFT REV 11/4/	11/4/2015	270		2,367.68
1092878	152701104	11/4/2015	270		18,659,104.21
1092512	152701101	11/4/2015	270		1,000,000.00
1092816	152701102	11/4/2015	270		17,927,863.10
1092933	152701115	11/4/2015	270		1,231,747.34
1092936	Back Out Journal Er	11/4/2015	270		3,000,000.00
1093282	1610870	11/5/2015	270	49,562,826.89	
1093377	Back Out Journal Er	11/5/2015	270	18,000,000.00	
1092955	153001103	11/5/2015	270	9,000,000.00	
1092957	153001101	11/5/2015	270	6,000,000.00	
1092967	152701107 AIRS TA	11/5/2015	270	5,721,399.14	
1093260	152701102	11/5/2015	270	5,113,812.10	
1093370	1610940	11/5/2015	270	2,729,000.00	
1093283	1610871	11/5/2015	270	249,948.70	
1093271	1610862	11/5/2015	270	168,796.35	
1093245	1610840	11/5/2015	270	148,371.83	
1092968	152701108 AIRS DE	11/5/2015	270	111,128.36	
1093289	1610877	11/5/2015	270	90,731.00	
1093274	1610863	11/5/2015	270	62,587.50	
1093241	1610836	11/5/2015	270	61,633.29	
1093285	1610873	11/5/2015	270	57,704.91	
1093259	1610854	11/5/2015	270	51,320.05	
1093255	1610850	11/5/2015	270	50,443.37	
1093286	1610874	11/5/2015	270	46,208.00	
1093298	1610886	11/5/2015	270	32,153.81	
1093376	1610947	11/5/2015	270	27,833.60	
1093246	1610841	11/5/2015	270	25,794.13	
1093284	1610872	11/5/2015	270	20,947.15	
1093371	1610941	11/5/2015	270	16,858.34	
1093247	1610842	11/5/2015	270	16,556.44	
1093248	1610843	11/5/2015	270	12,195.98	
1093327	1610913	11/5/2015	270	11,500.00	
1093249	1610844	11/5/2015	270	11,196.35	
1093318	1610905	11/5/2015	270	10,827.50	
1092969	152701109 AIRS DE	11/5/2015	270	9,801.95	
1093250	1610845	11/5/2015	270	9,118.61	
1093251	1610846	11/5/2015	270	7,694.50	
1093252	1610847	11/5/2015	270	5,227.40	
1093253	1610848	11/5/2015	270	4,799.19	
1093242	1610837	11/5/2015	270	3,717.46	
1093240	1610835	11/5/2015	270	3,558.17	

Run Date: 12/31/2015
 Run Time: 3:29:02PM

Demand Account Activity

Start Date: 7/1/2015 End Date: 12/31/2015

Page: 131
 User: 0

Jnl. Entry	Ref #	Trx. Date	Ledger	Debit Amount	Credit Amount
1093321	1610907	11/5/2015	270	3,370.00	
1093290	1610878	11/5/2015	270	3,168.46	
1093372	1610942	11/5/2015	270	2,764.30	
1093254	1610849	11/5/2015	270	2,637.51	
1093238	1610833	11/5/2015	270	2,307.00	
1093275	1610864	11/5/2015	270	2,062.50	
1093326	1610912	11/5/2015	270	1,833.72	
1093323	1610909	11/5/2015	270	1,326.25	
1093303	1610891	11/5/2015	270	1,074.25	
1093243	1610838	11/5/2015	270	995.14	
1093236	1610861	11/5/2015	270	986.30	
1093320	1610906	11/5/2015	270	900.00	
1093257	1610852	11/5/2015	270	760.00	
1093276	1610865	11/5/2015	270	750.00	
1093244	1610839	11/5/2015	270	729.47	
1093322	1610908	11/5/2015	270	650.00	
1093258	1610853	11/5/2015	270	540.00	
1093239	1610834	11/5/2015	270	420.00	
1093287	1610875	11/5/2015	270	356.58	
1093328	1610914	11/5/2015	270	325.00	
1093297	1610885	11/5/2015	270	320.00	
1093256	1610851	11/5/2015	270	315.10	
1093330	1610916	11/5/2015	270	279.00	
1093291	1610879	11/5/2015	270	263.17	
1093324	1610910	11/5/2015	270	190.00	
1093235	1610831	11/5/2015	270	177.50	
1093369	1610939	11/5/2015	270	150.00	
1093375	1610944	11/5/2015	270	150.00	
1093329	1610915	11/5/2015	270	93.78	
1093288	1610876	11/5/2015	270	86.51	
1093355	1610938	11/5/2015	270	75.00	
1093373	1610943	11/5/2015	270	75.00	
1093325	1610911	11/5/2015	270	46.55	
1093237	1610832	11/5/2015	270	12.75	
1093278	8006230	11/5/2015	270		5,834.51
1093262	152701103	11/5/2015	270		29,930,871.41
1093319	152701115	11/5/2015	270		31,702,850.46
1093374	152701116	11/5/2015	270		18,000,000.00
1093378	Correct Journal Entr	11/5/2015	270		18,000,000.00
1093666	152701101	11/6/2015	270	96,251,891.09	
1093719	Correct Journal Entr	11/6/2015	270	96,251,891.09	
1093723	Correct Journal Entr	11/6/2015	270	96,251,891.08	
1093641	153001104	11/6/2015	270	19,000,000.00	
1093662	152701107 AIRS TA	11/6/2015	270	5,032,462.12	
1093711	1611019	11/6/2015	270	1,616,280.63	
1093635	1611018	11/6/2015	270	1,239,992.27	
1093752	152701101	11/6/2015	270	916,031.83	
1093740	152701104	11/6/2015	270	649,494.61	
1093628	1610966	11/6/2015	270	191,400.00	
1093676	1610987	11/6/2015	270	174,000.00	
1093669	1610983	11/6/2015	270	154,261.34	
1093686	1610997	11/6/2015	270	120,291.26	
1093630	1610967	11/6/2015	270	110,400.00	
1093700	1611010	11/6/2015	270	94,414.61	
1093633	1610969	11/6/2015	270	56,931.39	
1093712	1611020	11/6/2015	270	46,867.45	

Run Date: 12/31/2015
 Run Time: 3:29:02PM

Demand Account Activity

Start Date: 7/1/2015 End Date: 12/31/2015

Page: 132
 User: 0

Jnl. Entry	Ref #	Trx. Date	Ledger	Debit Amount	Credit Amount
1093629	1610959	11/6/2015	270	41,000.00	
1093631	1610960	11/6/2015	270	28,600.00	
1093674	1610986	11/6/2015	270	27,977.63	
1093664	152701109 AIRS DE	11/6/2015	270	27,409.69	
1093687	1610998	11/6/2015	270	24,525.97	
1093701	1611025	11/6/2015	270	13,355.88	
1093746	1611044	11/6/2015	270	10,740.00	
1093753	1611051	11/6/2015	270	10,569.35	
1093634	1610961	11/6/2015	270	8,000.00	
1093748	1611049	11/6/2015	270	7,796.56	
1093663	152701108 AIRS TA	11/6/2015	270	7,667.38	
1093742	1611042	11/6/2015	270	6,480.75	
1093636	1610962	11/6/2015	270	6,000.00	
1093685	1610996	11/6/2015	270	5,189.85	
1093714	1611021	11/6/2015	270	5,167.50	
1093738	1611040	11/6/2015	270	4,845.00	
1093750	1611046	11/6/2015	270	4,680.00	
1093624	1610963	11/6/2015	270	4,650.00	
1093678	1610989	11/6/2015	270	4,400.75	
1093715	1611022	11/6/2015	270	2,230.07	
1093728	1611023	11/6/2015	270	2,196.76	
1093632	1610968	11/6/2015	270	2,103.08	
1093741	1611041	11/6/2015	270	1,969.84	
1093680	1610991	11/6/2015	270	1,765.00	
1093625	1610964	11/6/2015	270	1,600.00	
1093626	1610965	11/6/2015	270	1,550.00	
1093744	1611047	11/6/2015	270	891.00	
1093672	1610985	11/6/2015	270	807.65	
1093684	1610995	11/6/2015	270	602.91	
1093745	1611043	11/6/2015	270	500.00	
1093749	1611045	11/6/2015	270	475.00	
1093747	1611048	11/6/2015	270	400.00	
1093679	1610990	11/6/2015	270	370.00	
1093681	1610992	11/6/2015	270	350.00	
1093682	1610993	11/6/2015	270	347.25	
1093671	1610984	11/6/2015	270	292.50	
1093677	1610988	11/6/2015	270	86.55	
1093683	1610994	11/6/2015	270	70.00	
1093751	1611050	11/6/2015	270	31.72	
1093386	1610957	11/6/2015	270	20.00	
1093627	1610958	11/6/2015	270	16.00	
1093665	8006231	11/6/2015	270		12,796.67
1093675	152701104	11/6/2015	270		111,273,772.56
1093713	Back Out Journal Er	11/6/2015	270		96,251,891.09
1093720	Back Out Journal Er	11/6/2015	270		96,251,891.09
1093756	152701106	11/6/2015	270		14,000,000.00
1094096	Back Out Journal Er	11/9/2015	270	74,245,000.00	
1094008	152701102	11/9/2015	270	71,725,000.00	
1094098	152701104	11/9/2015	270	12,909,682.78	
1094021	152701107 AIRS TA	11/9/2015	270	7,301,112.92	
1094005	153001103	11/9/2015	270	6,000,000.00	
1094042	1611111	11/9/2015	270	5,906,987.18	
1094132	152301101	11/9/2015	270	1,000,000.00	
1094125	1611173	11/9/2015	270	828,982.07	
1094081	1611133	11/9/2015	270	588,219.18	
1094073	1611130	11/9/2015	270	475,066.84	

Run Date: 12/31/2015
 Run Time: 3:29:02PM

Demand Account Activity

Start Date: 7/1/2015 End Date: 12/31/2015

Page: 133
 User: 0

Jnl. Entry	Ref #	Trx. Date	Ledger	Debit Amount	Credit Amount
1094088	1611137	11/9/2015	270	408,601.06	
1094047	1611110	11/9/2015	270	364,894.63	
1094127	1611183	11/9/2015	270	334,676.52	
1094086	1611136	11/9/2015	270	268,842.50	
1094046	1611109	11/9/2015	270	206,159.17	
1094085	1611152	11/9/2015	270	118,515.96	
1094082	1611134	11/9/2015	270	115,624.37	
1094069	1611143	11/9/2015	270	68,936.77	
1094050	1611114	11/9/2015	270	63,914.85	
1094067	1611142	11/9/2015	270	58,871.31	
1094044	1611108	11/9/2015	270	58,737.31	
1093992	1611081	11/9/2015	270	45,735.05	
1093999	1611085	11/9/2015	270	40,154.00	
1094022	152701108 AIRS TA	11/9/2015	270	34,255.63	
1094093	1611141	11/9/2015	270	19,933.09	
1094079	1611132	11/9/2015	270	17,627.45	
1094077	1611131	11/9/2015	270	17,157.46	
1094084	1611135	11/9/2015	270	16,090.11	
1094051	1611115	11/9/2015	270	16,075.89	
1094013	1611090	11/9/2015	270	12,183.39	
1094026	1611091	11/9/2015	270	10,130.62	
1094083	1611151	11/9/2015	270	9,412.65	
1094053	1611127	11/9/2015	270	8,607.00	
1094071	1611129	11/9/2015	270	4,273.93	
1094092	1611140	11/9/2015	270	3,740.33	
1094031	1611095	11/9/2015	270	3,064.00	
1093994	1611082	11/9/2015	270	2,996.38	
1094043	1611107	11/9/2015	270	2,757.99	
1094090	1611138	11/9/2015	270	2,534.99	
1094123	1611172	11/9/2015	270	2,511.25	
1094023	152701109 AIRS DE	11/9/2015	270	2,471.29	
1094070	1611144	11/9/2015	270	2,385.00	
1	1611083	11/9/2015	270	2,181.81	
1094091	1611139	11/9/2015	270	1,869.08	
1094034	1611097	11/9/2015	270	1,575.00	
1094129	1611175	11/9/2015	270	1,458.95	
1094048	1611112	11/9/2015	270	1,293.83	
1094080	1611150	11/9/2015	270	1,028.75	
1093769	1611067	11/9/2015	270	856.48	
1093996	1611084	11/9/2015	270	840.00	
1094027	1611092	11/9/2015	270	795.00	
1094001	1611076	11/9/2015	270	740.10	
1093985	1611077	11/9/2015	270	470.00	
1094028	1611093	11/9/2015	270	428.75	
1093998	1611074	11/9/2015	270	355.90	
1094078	1611149	11/9/2015	270	345.00	
1093986	1611068	11/9/2015	270	329.36	
1094033	1611098	11/9/2015	270	300.00	
1093997	1611073	11/9/2015	270	300.00	
1094000	1611075	11/9/2015	270	260.00	
1094032	1611096	11/9/2015	270	240.00	
1094072	1611145	11/9/2015	270	234.00	
1094074	1611146	11/9/2015	270	230.67	
1093995	1611072	11/9/2015	270	225.00	
1094049	1611113	11/9/2015	270	221.26	
1094068	1611128	11/9/2015	270	199.50	

Run Date: 12/31/2015
 Run Time: 3:29:02PM

Demand Account Activity

Start Date: 7/1/2015 End Date: 12/31/2015

Page: 134
 User: 0

Jnl. Entry	Ref #	Trx. Date	Ledger	Debit Amount	Credit Amount
1094075	1611147	11/9/2015	270	193.00	
1093987	1611078	11/9/2015	270	145.00	
1093990	1611080	11/9/2015	270	75.00	
1094029	1611094	11/9/2015	270	60.00	
1094076	1611148	11/9/2015	270	52.50	
1093989	1611069	11/9/2015	270	23.66	
1094128	1611174	11/9/2015	270	21.70	
1093991	1611070	11/9/2015	270	19.65	
1093993	1611071	11/9/2015	270	18.00	
1093988	1611079	11/9/2015	270	8.50	
1094030	DFA EFT REV 11/9/	11/9/2015	270		1,913.45
1094007	152701101	11/9/2015	270		74,245,000.00
1094024	152701103	11/9/2015	270		34,180,671.19
1094097	Correct Journal Entr	11/9/2015	270		75,245,000.00
1094243	152701102	11/10/2015	270	32,785,818.41	
1094252	152701103	11/10/2015	270	19,996,027.78	
1094267	152701107 AIRS TA	11/10/2015	270	8,525,166.81	
1094153	153001104	11/10/2015	270	8,000,000.00	
1094297	1611229	11/10/2015	270	1,345,037.29	
1094388	1611308	11/10/2015	270	674,267.80	
1094338	1611273	11/10/2015	270	564,335.70	
1094362	1611278	11/10/2015	270	330,369.90	
1094288	1611221	11/10/2015	270	297,100.01	
1094389	1611309	11/10/2015	270	275,000.00	
1094361	1611277	11/10/2015	270	214,212.23	
1094395	152701106	11/10/2015	270	169,527.52	
1094383	1611318	11/10/2015	270	146,484.80	
1094248	1611196	11/10/2015	270	141,093.13	
1094371	1611293	11/10/2015	270	78,993.29	
1094251	1611197	11/10/2015	270	62,266.03	
1094372	1611294	11/10/2015	270	53,115.74	
1094279	1611220	11/10/2015	270	52,590.35	
1094345	1611272	11/10/2015	270	45,576.76	
1094347	1611275	11/10/2015	270	41,858.59	
1094341	1611268	11/10/2015	270	41,830.82	
1094353	1611282	11/10/2015	270	16,277.78	
1094343	1611270	11/10/2015	270	12,014.75	
1094387	1611307	11/10/2015	270	10,262.11	
1094275	1611210	11/10/2015	270	9,952.36	
1094337	1611267	11/10/2015	270	8,608.30	
1094400	1611319	11/10/2015	270	8,298.83	
1094274	1611209	11/10/2015	270	7,998.16	
1094346	1611274	11/10/2015	270	6,340.74	
1094280	1611214	11/10/2015	270	6,045.61	
1094403	1611322	11/10/2015	270	5,371.18	
1094344	1611271	11/10/2015	270	3,397.97	
1094289	1611222	11/10/2015	270	3,236.39	
1094366	1611279	11/10/2015	270	2,612.42	
1094364	1611280	11/10/2015	270	2,374.21	
1094265	1611208	11/10/2015	270	2,200.00	
1094290	1611223	11/10/2015	270	2,155.00	
1094373	1611295	11/10/2015	270	2,056.50	
1094292	1611225	11/10/2015	270	2,026.00	
1094350	1611281	11/10/2015	270	2,012.15	
1094253	1611199	11/10/2015	270	1,602.00	
1094342	1611269	11/10/2015	270	1,601.84	

Run Date: 12/31/2015
 Run Time: 3:29:02PM

Demand Account Activity

Start Date: 7/1/2015 End Date: 12/31/2015

Page: 135
 User: 0

Jnl. Entry	Ref #	Trx. Date	Ledger	Debit Amount	Credit Amount
1094271	152701110 AIRS D€	11/10/2015	270	1,506.95	
1094281	1611215	11/10/2015	270	1,272.40	
1094269	152701108 AIRS TA	11/10/2015	270	1,114.00	
1094348	1611276	11/10/2015	270	756.62	
1094270	152701109 AIRS D€	11/10/2015	270	545.28	
1094255	1611201	11/10/2015	270	508.50	
1094256	1611198	11/10/2015	270	420.00	
1094291	1611224	11/10/2015	270	410.00	
1094294	1611227	11/10/2015	270	397.00	
1094355	1611283	11/10/2015	270	337.50	
1094402	1611321	11/10/2015	270	194.80	
1094401	1611320	11/10/2015	270	164.00	
1094293	1611226	11/10/2015	270	160.00	
1094374	1611296	11/10/2015	270	147.82	
1094254	1611200	11/10/2015	270	102.00	
1094296	1611228	11/10/2015	270	60.00	
1094272	152701104	11/10/2015	270		19,996,027.78
1094154	152701101	11/10/2015	270		431,000.00
1094315	DFA EFT REV 11-10	11/10/2015	270		823.24
1094277	152701105	11/10/2015	270		53,568,773.45
1095526	1611407	11/12/2015	270	163,776,887.60	
1095471	1611360	11/12/2015	270	159,944,579.69	
1095595	152701115	11/12/2015	270	93,989,514.37	
1095453	152701107 AIRS TA	11/12/2015	270	16,577,762.37	
1095438	153001103	11/12/2015	270	9,000,000.00	
1095464	1611345	11/12/2015	270	5,859,918.55	
1095519	1611402	11/12/2015	270	1,641,037.84	
1095421	1611332	11/12/2015	270	1,400,000.00	
1095560	153991104	11/12/2015	270	863,640.71	
1095472	1611361	11/12/2015	270	776,000.00	
1095577	1611452	11/12/2015	270	678,288.29	
1095476	1611347	11/12/2015	270	500,000.00	
1095454	152701108 AIRS D€	11/12/2015	270	232,448.35	
1095478	1611349	11/12/2015	270	162,988.28	
1095537	1611426	11/12/2015	270	147,910.49	
1095522	1611403	11/12/2015	270	91,084.92	
1095565	1611447	11/12/2015	270	76,021.20	
1095479	1611350	11/12/2015	270	69,750.00	
1095473	1611362	11/12/2015	270	61,796.97	
1095538	1611427	11/12/2015	270	60,222.50	
1095480	1611351	11/12/2015	270	57,081.96	
1095527	1611408	11/12/2015	270	54,135.03	
1095475	1611346	11/12/2015	270	50,000.00	
1095524	1611405	11/12/2015	270	45,349.20	
1095586	1611453	11/12/2015	270	38,934.51	
1095528	1611409	11/12/2015	270	38,055.29	
1095500	1611410	11/12/2015	270	35,498.92	
1095514	1611394	11/12/2015	270	31,601.12	
1095496	1611380	11/12/2015	270	22,137.64	
1095481	1611352	11/12/2015	270	20,339.40	
1095523	1611404	11/12/2015	270	18,186.93	
1095571	1611450	11/12/2015	270	15,325.60	
1095442	1611353	11/12/2015	270	15,242.39	
1095533	1611411	11/12/2015	270	13,770.63	
1095465	1611354	11/12/2015	270	12,389.71	
1095466	1611355	11/12/2015	270	11,593.90	

Run Date: 12/31/2015
 Run Time: 3:29:02PM

Demand Account Activity

Start Date: 7/1/2015 End Date: 12/31/2015

Page: 136
 User: 0

Jnl. Entry	Ref #	Trx. Date	Ledger	Debit Amount	Credit Amount
1095425	1611335	11/12/2015	270	11,420.00	
1095426	1611336	11/12/2015	270	9,980.00	
1095562	1611446	11/12/2015	270	8,774.59	
1095463	1611344	11/12/2015	270	8,273.20	
1095540	1611412	11/12/2015	270	7,781.65	
1095467	1611356	11/12/2015	270	4,295.00	
1095542	1611413	11/12/2015	270	4,081.00	
1095468	1611357	11/12/2015	270	3,644.00	
1095422	1611333	11/12/2015	270	3,100.75	
1095543	1611414	11/12/2015	270	2,892.00	
1095477	1611348	11/12/2015	270	2,720.10	
1095529	1611439	11/12/2015	270	2,495.00	
1095567	1611441	11/12/2015	270	2,020.00	
1095544	1611415	11/12/2015	270	1,978.00	
1095423	1611334	11/12/2015	270	1,800.00	
1095568	1611448	11/12/2015	270	1,650.00	
1095469	1611358	11/12/2015	270	1,473.84	
1095455	152701109 AIRS DE	11/12/2015	270	1,328.43	
1095547	1611416	11/12/2015	270	1,140.00	
1095515	1611395	11/12/2015	270	953.15	
1095501	1611381	11/12/2015	270	791.71	
1095470	1611359	11/12/2015	270	779.21	
1095516	1611396	11/12/2015	270	730.00	
1095525	1611406	11/12/2015	270	625.08	
1095572	1611443	11/12/2015	270	614.75	
1095549	1611417	11/12/2015	270	605.00	
1095551	1611418	11/12/2015	270	455.00	
1095570	1611442	11/12/2015	270	380.00	
1095554	1611419	11/12/2015	270	331.00	
1095502	1611382	11/12/2015	270	319.00	
1095566	1611440	11/12/2015	270	200.00	
1095503	1611383	11/12/2015	270	200.00	
1095505	1611385	11/12/2015	270	140.25	
1095506	1611386	11/12/2015	270	140.00	
1095575	1611444	11/12/2015	270	100.00	
1095536	1611425	11/12/2015	270	99.75	
1095569	1611449	11/12/2015	270	50.00	
1095576	1611445	11/12/2015	270	38.00	
1095520	1611420	11/12/2015	270	24.00	
1095531	1611421	11/12/2015	270	9.00	
1095532	1611422	11/12/2015	270	8.00	
1095534	1611423	11/12/2015	270	4.00	
1095535	1611424	11/12/2015	270	4.00	
1095440	152701101	11/12/2015	270		159,944,579.69
1095443	152701102	11/12/2015	270		880,000.00
1095457	152701103	11/12/2015	270		165,759,749.55
1095494	152701106	11/12/2015	270		35,741,942.56
1095564	Back Out Journal Er	11/12/2015	270		93,989,514.37
1095642	152701104	11/13/2015	270	186,482,998.76	
1095625	1611475	11/13/2015	270	63,313,165.46	
1095608	152701101	11/13/2015	270	33,620,000.00	
1095620	152701107 AIRS TA	11/13/2015	270	31,559,058.47	
1095607	153001104	11/13/2015	270	16,000,000.00	
1096290	151101	11/13/2015	270	7,000,000.00	
1095701	1611545	11/13/2015	270	4,734,461.28	
1095692	1611515	11/13/2015	270	2,742,704.23	

Run Date: 12/31/2015
 Run Time: 3:29:02PM

Demand Account Activity

Page: 137
 User: 0

Start Date: 7/1/2015 End Date: 12/31/2015

Jnl. Entry	Ref #	Trx. Date	Ledger	Debit Amount	Credit Amount
1095697	1611543	11/13/2015	270	1,646,341.29	
1095609	152701102	11/13/2015	270	1,222,175.77	
1095691	1611514	11/13/2015	270	977,654.90	
1095711	1611564	11/13/2015	270	451,524.83	
1095696	1611542	11/13/2015	270	434,892.25	
1095700	1611544	11/13/2015	270	231,252.60	
1095633	1611468	11/13/2015	270	185,263.08	
1096284	1611594	11/13/2015	270	178,678.00	
1096285	1611595	11/13/2015	270	155,017.00	
1095702	1611516	11/13/2015	270	135,755.81	
1095621	152701108 AIRS TA	11/13/2015	270	97,357.39	
1095634	1611469	11/13/2015	270	79,976.02	
1095659	1611492	11/13/2015	270	72,124.55	
1095637	1611470	11/13/2015	270	67,344.77	
1095600	1611460	11/13/2015	270	53,039.98	
1095712	1611520	11/13/2015	270	47,173.32	
1096279	1611592	11/13/2015	270	42,800.00	
1095695	1611541	11/13/2015	270	37,716.14	
1095704	1611517	11/13/2015	270	22,366.90	
1095641	1611471	11/13/2015	270	14,174.21	
1095650	1611479	11/13/2015	270	13,183.25	
1096288	1611598	11/13/2015	270	11,910.00	
1095706	1611518	11/13/2015	270	8,686.27	
1095714	1611521	11/13/2015	270	7,728.32	
1095709	1611519	11/13/2015	270	7,373.41	
1095639	1611476	11/13/2015	270	6,105.22	
1095636	1611481	11/13/2015	270	5,104.00	
1095693	1611539	11/13/2015	270	4,990.73	
1096289	1611599	11/13/2015	270	4,735.50	
1095640	1611482	11/13/2015	270	3,045.00	
1095674	1611538	11/13/2015	270	3,014.72	
1095716	1611522	11/13/2015	270	2,508.98	
1095657	1611491	11/13/2015	270	2,508.60	
1095644	1611472	11/13/2015	270	2,500.00	
1095718	1611523	11/13/2015	270	2,345.50	
1096276	1611591	11/13/2015	270	2,253.00	
1096281	1611600	11/13/2015	270	2,051.58	
1096283	1611593	11/13/2015	270	1,721.03	
1095721	1611524	11/13/2015	270	1,500.00	
1095622	152701109 AIRS DE	11/13/2015	270	1,357.51	
1095722	1611525	11/13/2015	270	1,202.50	
1095629	1611480	11/13/2015	270	1,070.00	
1095725	1611526	11/13/2015	270	908.38	
1095694	1611540	11/13/2015	270	895.00	
1096286	1611596	11/13/2015	270	808.00	
1095645	1611484	11/13/2015	270	758.00	
1096287	1611597	11/13/2015	270	650.00	
1095647	1611473	11/13/2015	270	618.57	
1095643	1611483	11/13/2015	270	570.00	
1095735	1611566	11/13/2015	270	557.48	
1095630	1611467	11/13/2015	270	458.86	
1095717	1611527	11/13/2015	270	292.00	
1095719	1611528	11/13/2015	270	265.33	
1095623	152701110 AIRS TA	11/13/2015	270	180.37	
1095651	1611485	11/13/2015	270	100.00	
1095646	1611477	11/13/2015	270	47.50	

Run Date: 12/31/2015
 Run Time: 3:29:02PM

Demand Account Activity

Start Date: 7/1/2015 End Date: 12/31/2015

Page: 138
 User: 0

Jnl. Entry	Ref #	Trx. Date	Ledger	Debit Amount	Credit Amount
1095648	1611478	11/13/2015	270	21.25	
1095733	1611565	11/13/2015	270	18.00	
1095649	1611474	11/13/2015	270	1.00	
1095610	152701103	11/13/2015	270		63,313,165.46
1096282	8006237	11/13/2015	270		6,221.18
1096291	8006238	11/13/2015	270		500.00
1095749	152701105	11/13/2015	270		289,240,402.49
1096647	152701107 AIRS TA	11/16/2015	270	46,574,726.31	
1096634	153001103	11/16/2015	270	9,000,000.00	
1096682	1611659	11/16/2015	270	4,658,750.84	
1096740	152301102	11/16/2015	270	3,000,000.00	
1096765	Correct Journal Entr	11/16/2015	270	2,000,000.00	
1096767	Correct Journal Entr	11/16/2015	270	2,000,000.00	
1096681	1611658	11/16/2015	270	1,966,190.20	
1096684	1611661	11/16/2015	270	851,344.00	
1096736	1611709	11/16/2015	270	438,000.00	
1096704	1611683	11/16/2015	270	187,225.89	
1096305	1611615	11/16/2015	270	168,760.59	
1096637	152701102	11/16/2015	270	123,633.70	
1096738	1611710	11/16/2015	270	117,705.75	
1096705	1611684	11/16/2015	270	100,412.61	
1096303	1611614	11/16/2015	270	37,672.00	
1096706	1611685	11/16/2015	270	37,652.00	
1096678	1611655	11/16/2015	270	36,335.55	
1096694	1611673	11/16/2015	270	34,386.83	
1096649	152701109 AIRS DE	11/16/2015	270	31,165.96	
1096679	1611656	11/16/2015	270	21,100.00	
1096707	1611686	11/16/2015	270	20,933.08	
1096741	1611704	11/16/2015	270	15,000.00	
1096304	1611629	11/16/2015	270	12,590.94	
1096677	1611654	11/16/2015	270	11,707.27	
1096676	1611653	11/16/2015	270	10,721.79	
1096703	1611682	11/16/2015	270	10,434.88	
1096734	1611708	11/16/2015	270	10,000.00	
1096621	1611625	11/16/2015	270	9,316.23	
1096659	1611638	11/16/2015	270	5,728.00	
1096648	152701108 AIRS TA	11/16/2015	270	4,783.21	
1096732	1611707	11/16/2015	270	4,772.28	
1096680	1611657	11/16/2015	270	4,336.68	
1096739	1611703	11/16/2015	270	4,041.34	
1096630	1611628	11/16/2015	270	3,600.00	
1096701	1611680	11/16/2015	270	3,179.67	
1096628	1611631	11/16/2015	270	2,989.65	
1096702	1611681	11/16/2015	270	2,821.27	
1096665	1611688	11/16/2015	270	2,798.25	
1096657	1611636	11/16/2015	270	1,980.00	
1096655	1611634	11/16/2015	270	1,038.25	
1096700	1611679	11/16/2015	270	1,030.06	
1096730	1611706	11/16/2015	270	997.17	
1096627	1611630	11/16/2015	270	506.01	
1096660	1611639	11/16/2015	270	480.00	
1096696	1611675	11/16/2015	270	392.17	
1096658	1611637	11/16/2015	270	360.00	
1096695	1611674	11/16/2015	270	325.00	
1096697	1611676	11/16/2015	270	310.33	
1096698	1611677	11/16/2015	270	241.65	

Run Date: 12/31/2015
 Run Time: 3:29:02PM

Demand Account Activity

Start Date: 7/1/2015 End Date: 12/31/2015

Page: 139
 User: 0

Jnl. Entry	Ref #	Trx. Date	Ledger	Debit Amount	Credit Amount
1096661	1611640	11/16/2015	270	218.61	
1096306	1611616	11/16/2015	270	150.00	
1096699	1611678	11/16/2015	270	140.00	
1096656	1611635	11/16/2015	270	110.00	
1096626	1611627	11/16/2015	270	20.71	
1096727	1611705	11/16/2015	270	13.11	
1096625	1611626	11/16/2015	270	4.25	
1096651	8006239	11/16/2015	270		140.00
1096636	152701101	11/16/2015	270		3,546,011.00
1096652	152701103	11/16/2015	270		49,527,274.76
1096671	152701106	11/16/2015	270		13,029,362.30
1096764	Back Out Journal Er	11/16/2015	270		3,000,000.00
1096766	Back Out Journal Er	11/16/2015	270		2,000,000.00
1097130	152701107 AIRS TA	11/17/2015	270	114,965,782.79	
1097110	153001103	11/17/2015	270	8,000,000.00	
1097273	1611847	11/17/2015	270	4,475,882.34	
1097232	1611821	11/17/2015	270	2,610,963.37	
1097176	1611784	11/17/2015	270	1,532,087.00	
1097205	1611808	11/17/2015	270	1,414,120.75	
1097219	1611816	11/17/2015	270	1,393,856.57	
1097215	1611854	11/17/2015	270	800,000.00	
1097230	1611820	11/17/2015	270	161,675.00	
1097182	1611790	11/17/2015	270	120,705.65	
1097131	152701108 AIRS TA	11/17/2015	270	60,643.05	
1097183	1611791	11/17/2015	270	45,718.28	
1097206	1611809	11/17/2015	270	44,422.11	
1097210	1611811	11/17/2015	270	37,639.48	
1097271	1611846	11/17/2015	270	32,645.00	
1097216	1611814	11/17/2015	270	32,510.82	
1097243	1611823	11/17/2015	270	31,047.50	
1097217	1611855	11/17/2015	270	27,000.00	
1097258	1611850	11/17/2015	270	24,583.67	
1097268	1611844	11/17/2015	270	23,822.00	
1097178	1611786	11/17/2015	270	20,380.00	
1097096	1611732	11/17/2015	270	20,295.01	
1097209	1611810	11/17/2015	270	20,025.95	
1097185	1611793	11/17/2015	270	17,118.98	
1097202	1611805	11/17/2015	270	14,689.74	
1097100	1611736	11/17/2015	270	12,741.12	
1097099	1611735	11/17/2015	270	11,772.39	
1097133	152701110 AIRS Dε	11/17/2015	270	10,116.10	
1097098	1611734	11/17/2015	270	9,505.81	
1097145	1611851	11/17/2015	270	9,029.23	
1097097	1611733	11/17/2015	270	5,487.00	
1097197	1611803	11/17/2015	270	5,359.00	
1097203	1611806	11/17/2015	270	5,085.08	
1097186	1611794	11/17/2015	270	4,990.73	
1097199	1611804	11/17/2015	270	3,694.00	
1097102	1611738	11/17/2015	270	3,216.56	
1097191	1611799	11/17/2015	270	2,680.00	
1097270	1611845	11/17/2015	270	2,260.00	
1097101	1611737	11/17/2015	270	1,676.37	
1097181	1611789	11/17/2015	270	1,460.00	
1097194	1611801	11/17/2015	270	1,390.00	
1097132	152701109 AIRS Dε	11/17/2015	270	1,346.91	
1097095	1611731	11/17/2015	270	1,128.75	

Run Date: 12/31/2015
 Run Time: 3:29:02PM

Demand Account Activity

Start Date: 7/1/2015 End Date: 12/31/2015

Page: 140
 User: 0

Jnl. Entry	Ref #	Trx. Date	Ledger	Debit Amount	Credit Amount
1097218	1611815	11/17/2015	270	896.45	
1097226	1611819	11/17/2015	270	818.20	
1097224	1611818	11/17/2015	270	770.70	
1097222	1611817	11/17/2015	270	682.40	
1097212	1611852	11/17/2015	270	654.77	
1097256	1611849	11/17/2015	270	634.38	
1097213	1611853	11/17/2015	270	596.03	
1097245	1611824	11/17/2015	270	565.00	
1097238	1611822	11/17/2015	270	542.90	
1097190	1611798	11/17/2015	270	500.00	
1097196	1611802	11/17/2015	270	440.00	
1097274	1611848	11/17/2015	270	338.00	
1097103	1611739	11/17/2015	270	325.00	
1097184	1611792	11/17/2015	270	324.02	
1097188	1611796	11/17/2015	270	212.25	
1097179	1611787	11/17/2015	270	183.75	
1097192	1611800	11/17/2015	270	170.00	
1097189	1611797	11/17/2015	270	157.50	
1097177	1611785	11/17/2015	270	137.50	
1097180	1611788	11/17/2015	270	84.00	
1097204	1611807	11/17/2015	270	74.67	
1097211	1611812	11/17/2015	270	33.35	
1097214	1611813	11/17/2015	270	26.80	
1097187	1611795	11/17/2015	270	4.25	
1097136	8006240	11/17/2015	270		20,415.66
1097115	152701101	11/17/2015	270		4,026,000.00
1097117	152701102	11/17/2015	270		113,590,963.14
1097161	152701105	11/17/2015	270		17,008,425.48
1097795	1611887	11/18/2015	270	61,798,159.06	
1097294	152701107 AIRS TA	11/18/2015	270	30,159,840.88	
1097280	153001103	11/18/2015	270	29,000,000.00	
1097904	1611983	11/18/2015	270	16,372,292.47	
1097285	152301101	11/18/2015	270	14,000,000.00	
1097902	1611982	11/18/2015	270	2,507,007.22	
1097853	1611934	11/18/2015	270	1,284,309.54	
1097797	1611889	11/18/2015	270	205,302.23	
1097901	1611981	11/18/2015	270	158,181.36	
1097837	1611923	11/18/2015	270	135,328.20	
1097850	1611932	11/18/2015	270	127,751.40	
1097839	1611924	11/18/2015	270	119,421.79	
1097856	1611937	11/18/2015	270	87,506.44	
1097841	1611925	11/18/2015	270	86,226.58	
1097905	1611985	11/18/2015	270	77,841.68	
1097843	1611926	11/18/2015	270	72,571.39	
1097844	1611927	11/18/2015	270	38,584.08	
1097845	1611928	11/18/2015	270	33,797.40	
1097295	152701108 AIRS D€	11/18/2015	270	33,540.00	
1097855	1611936	11/18/2015	270	26,772.02	
1097798	1611890	11/18/2015	270	22,943.26	
1097846	1611929	11/18/2015	270	15,351.48	
1097899	1611980	11/18/2015	270	12,114.04	
1097896	1611977	11/18/2015	270	10,383.54	
1097895	1611976	11/18/2015	270	6,146.25	
1097794	1611886	11/18/2015	270	5,490.00	
1097832	1611919	11/18/2015	270	4,460.40	
1097890	1611971	11/18/2015	270	4,282.36	

Run Date: 12/31/2015
 Run Time: 3:29:02PM

Demand Account Activity

Start Date: 7/1/2015 End Date: 12/31/2015

Page: 141
 User: 0

Jnl. Entry	Ref #	Trx. Date	Ledger	Debit Amount	Credit Amount
1097857	1611938	11/18/2015	270	3,662.62	
1097889	1611970	11/18/2015	270	3,574.89	
1097792	1611884	11/18/2015	270	3,483.00	
1097833	1611920	11/18/2015	270	3,082.50	
1097891	1611972	11/18/2015	270	2,660.00	
1097851	1611933	11/18/2015	270	2,471.14	
1097834	1611921	11/18/2015	270	2,088.00	
1097835	1611922	11/18/2015	270	1,672.79	
1097296	152701109 AIRS D€	11/18/2015	270	1,521.07	
1097787	1611880	11/18/2015	270	1,394.25	
1097848	1611930	11/18/2015	270	1,260.00	
1097830	1611917	11/18/2015	270	1,088.75	
1097790	1611882	11/18/2015	270	1,030.00	
1097831	1611918	11/18/2015	270	872.36	
1097796	1611888	11/18/2015	270	781.08	
1097208	1611879	11/18/2015	270	780.00	
1097849	1611931	11/18/2015	270	558.60	
1097827	1611914	11/18/2015	270	473.81	
1097854	1611935	11/18/2015	270	400.00	
1097828	1611915	11/18/2015	270	301.00	
1097793	1611885	11/18/2015	270	280.00	
1097829	1611916	11/18/2015	270	279.00	
1097791	1611883	11/18/2015	270	200.00	
1097894	1611975	11/18/2015	270	178.00	
1097788	1611881	11/18/2015	270	170.00	
1097893	1611974	11/18/2015	270	114.40	
1097826	1611913	11/18/2015	270	70.02	
1097898	1611979	11/18/2015	270	61.04	
1097892	1611973	11/18/2015	270	16.00	
1097897	1611978	11/18/2015	270	8.72	
1097819	DFA EFT REV 11/1€	11/18/2015	270		79,737.87
1097814	152701103	11/18/2015	270		65,482,682.29
1097840	152701106	11/18/2015	270		15,414,364.93
1097283	152701101	11/18/2015	270		61,798,159.06
1097284	152701102	11/18/2015	270		2,093,000.00
1098270	1612047	11/19/2015	270	50,955,937.97	
1098358	152801102	11/19/2015	270	22,000,000.00	
1097918	153001102	11/19/2015	270	21,000,000.00	
1098362	Correct Journal Entr	11/19/2015	270	21,000,000.00	
1098204	152701107 AIRS TA	11/19/2015	270	10,938,948.04	
1098233	1612014	11/19/2015	270	10,441,776.48	
1098138	152701102	11/19/2015	270	675,560.36	
1098220	1612001	11/19/2015	270	391,988.04	
1098230	1612011	11/19/2015	270	374,214.80	
1098264	1612042	11/19/2015	270	349,483.52	
1098335	153991104	11/19/2015	270	246,815.09	
1098234	1612015	11/19/2015	270	181,530.67	
1098235	1612016	11/19/2015	270	155,389.84	
1098236	1612017	11/19/2015	270	119,186.00	
1098301	1612067	11/19/2015	270	117,086.70	
1098355	1612121	11/19/2015	270	115,000.00	
1098231	1612012	11/19/2015	270	90,902.02	
1098286	1612063	11/19/2015	270	90,155.58	
1098357	1612122	11/19/2015	270	82,325.60	
1098232	1612013	11/19/2015	270	81,727.70	
1098283	1612060	11/19/2015	270	81,085.59	

Run Date: 12/31/2015
 Run Time: 3:29:02PM

Demand Account Activity

Page: 142
 User: 0

Start Date: 7/1/2015 End Date: 12/31/2015

Jnl. Entry	Ref #	Trx. Date	Ledger	Debit Amount	Credit Amount
1098219	1612000	11/19/2015	270	80,824.59	
1098268	1612045	11/19/2015	270	71,728.35	
1098205	152701108 AIRS TA	11/19/2015	270	71,187.02	
1098341	1612110	11/19/2015	270	59,222.94	
1098223	1612004	11/19/2015	270	52,691.00	
1098221	1612002	11/19/2015	270	43,690.00	
1098269	1612046	11/19/2015	270	37,608.00	
1098348	1612120	11/19/2015	270	27,780.00	
1098287	1612064	11/19/2015	270	23,788.13	
1098284	1612061	11/19/2015	270	20,622.70	
1098222	1612003	11/19/2015	270	18,983.98	
1098285	1612062	11/19/2015	270	15,175.44	
1098227	1612008	11/19/2015	270	11,724.70	
1098243	1612024	11/19/2015	270	10,828.75	
1098271	1612048	11/19/2015	270	8,434.81	
1098346	1612119	11/19/2015	270	7,970.00	
1098354	1612116	11/19/2015	270	6,470.00	
1098351	1612114	11/19/2015	270	6,290.00	
1098347	1612112	11/19/2015	270	5,990.00	
1098225	1612006	11/19/2015	270	5,556.77	
1098344	1612118	11/19/2015	270	5,370.00	
1098304	1612069	11/19/2015	270	3,497.00	
1098226	1612007	11/19/2015	270	3,479.58	
1098281	1612058	11/19/2015	270	3,110.00	
1098265	1612043	11/19/2015	270	3,036.75	
1098241	1612022	11/19/2015	270	2,945.00	
1098302	1612068	11/19/2015	270	2,495.00	
1098282	1612059	11/19/2015	270	2,292.20	
1098206	152701108 AIRS DE	11/19/2015	270	1,611.83	
1097915	1612066	11/19/2015	270	1,523.00	
1098207	152701109 AIRS DE	11/19/2015	270	1,428.90	
1098273	1612050	11/19/2015	270	1,253.70	
1098244	1612025	11/19/2015	270	850.00	
1098218	1611999	11/19/2015	270	787.50	
1098272	1612049	11/19/2015	270	693.00	
1098343	1612111	11/19/2015	270	650.00	
1098237	1612018	11/19/2015	270	565.00	
1098349	1612113	11/19/2015	270	550.00	
1098242	1612023	11/19/2015	270	550.00	
1098352	1612115	11/19/2015	270	525.00	
1098239	1612020	11/19/2015	270	518.50	
1098228	1612009	11/19/2015	270	514.88	
1098229	1612010	11/19/2015	270	386.27	
1098277	1612054	11/19/2015	270	345.00	
1098333	1612117	11/19/2015	270	275.00	
1098288	1612093	11/19/2015	270	248.35	
1098224	1612005	11/19/2015	270	213.68	
1098274	1612051	11/19/2015	270	167.50	
1098278	1612055	11/19/2015	270	100.00	
1098240	1612021	11/19/2015	270	70.00	
1098217	1611998	11/19/2015	270	57.75	
1098279	1612056	11/19/2015	270	37.34	
1098280	1612057	11/19/2015	270	36.00	
1098267	1612044	11/19/2015	270	15.02	
1098275	1612052	11/19/2015	270	12.00	
1098306	1612094	11/19/2015	270	9.17	

Run Date: 12/31/2015
 Run Time: 3:29:02PM

Demand Account Activity

Start Date: 7/1/2015 End Date: 12/31/2015

Page: 143
 User: 0

Jnl. Entry	Ref #	Trx. Date	Ledger	Debit Amount	Credit Amount
1098276	1612053	11/19/2015	270	8.00	
1097914	DFA EFT REV 11-19	11/19/2015	270		9,574.81
1098215	152701103	11/19/2015	270		102,453,210.79
1098292	152701106	11/19/2015	270		25,837,862.56
1098137	152701101	11/19/2015	270		3,385,000.00
1098360	Back Out Journal Er	11/19/2015	270		22,000,000.00
1098372	162701101	11/20/2015	270	84,712,221.68	
1098624	1612147	11/20/2015	270	33,016,784.15	
1098673	16270112010EFT A	11/20/2015	270	23,659,885.65	
1098655	162701109	11/20/2015	270	15,000,000.00	
1098710	1612204	11/20/2015	270	1,300,123.35	
1098703	1612198	11/20/2015	270	635,426.05	
1098653	162701107	11/20/2015	270	620,000.00	
1098628	1612151	11/20/2015	270	543,272.50	
1098693	1612188	11/20/2015	270	417,830.51	
1098721	1612205	11/20/2015	270	136,153.67	
1098702	1612197	11/20/2015	270	90,925.83	
1098690	1612185	11/20/2015	270	60,593.22	
1098700	1612195	11/20/2015	270	45,914.92	
1098724	1612206	11/20/2015	270	44,018.46	
1098757	1612235	11/20/2015	270	38,911.40	
1098698	1612193	11/20/2015	270	36,420.36	
1098730	1612208	11/20/2015	270	35,889.14	
1098727	1612207	11/20/2015	270	32,432.72	
1098630	1612153	11/20/2015	270	31,448.44	
1098705	1612200	11/20/2015	270	29,115.06	
1098631	1612154	11/20/2015	270	23,355.80	
1098632	1612155	11/20/2015	270	21,051.68	
1098699	1612194	11/20/2015	270	20,396.27	
1098636	1612159	11/20/2015	270	13,199.15	
1098743	1612237	11/20/2015	270	11,629.50	
1098633	1612156	11/20/2015	270	10,283.78	
1098674	16270112011CC All	11/20/2015	270	9,849.71	
1098692	1612187	11/20/2015	270	8,290.38	
1098625	1612148	11/20/2015	270	7,992.13	
1098634	1612157	11/20/2015	270	6,709.44	
1098704	1612199	11/20/2015	270	6,638.12	
1098629	1612152	11/20/2015	270	6,576.04	
1098695	1612190	11/20/2015	270	6,128.00	
1098635	1612158	11/20/2015	270	5,917.49	
1098644	1612167	11/20/2015	270	5,818.50	
1098623	1612146	11/20/2015	270	3,091.51	
1098642	1612165	11/20/2015	270	2,195.00	
1098709	1612203	11/20/2015	270	1,500.00	
1098759	1612236	11/20/2015	270	1,351.87	
1098675	16270112012IFTA C	11/20/2015	270	1,229.40	
1098622	1612145	11/20/2015	270	1,140.00	
1098691	1612186	11/20/2015	270	974.40	
1098627	1612150	11/20/2015	270	783.55	
1098676	16270112013IRPCC	11/20/2015	270	762.07	
1098626	1612149	11/20/2015	270	752.81	
1098643	1612166	11/20/2015	270	460.00	
1098639	1612162	11/20/2015	270	455.00	
1098641	1612164	11/20/2015	270	430.00	
1098714	1612244	11/20/2015	270	329.60	
1098637	1612160	11/20/2015	270	280.78	

Run Date: 12/31/2015
 Run Time: 3:29:02PM

Demand Account Activity

Start Date: 7/1/2015 End Date: 12/31/2015

Page: 144
 User: 0

Jnl. Entry	Ref #	Trx. Date	Ledger	Debit Amount	Credit Amount
1098697	1612192	11/20/2015	270	262.85	
1098620	1612143	11/20/2015	270	254.86	
1098371	1612130	11/20/2015	270	250.00	
1098707	1612201	11/20/2015	270	223.87	
1098708	1612202	11/20/2015	270	188.06	
1098365	1612124	11/20/2015	270	150.00	
1098694	1612189	11/20/2015	270	125.00	
1098716	1612245	11/20/2015	270	92.00	
1098364	1612123	11/20/2015	270	75.00	
1098366	1612125	11/20/2015	270	75.00	
1098701	1612196	11/20/2015	270	71.78	
1098640	1612163	11/20/2015	270	70.00	
1098621	1612144	11/20/2015	270	55.25	
1098718	1612246	11/20/2015	270	25.00	
1098696	1612191	11/20/2015	270	22.00	
1098732	1612209	11/20/2015	270	10.00	
1098652	162701106	11/20/2015	270		2,813,000.00
1098654	162701108	11/20/2015	270		33,016,784.15
1098678	DFA EFT REV 11/20	11/20/2015	270		42,917.39
1098679	162701114	11/20/2015	270		124,306,845.31
1099106	152701102	11/23/2015	270	101,871,000.00	
1099139	152701107 AIRS TA	11/23/2015	270	82,987,777.52	
1099127	152701103	11/23/2015	270	19,996,027.78	
1099157	1612312	11/23/2015	270	10,042,345.40	
1099104	153001104	11/23/2015	270	10,000,000.00	
1098791	1612271	11/23/2015	270	2,818,142.21	
1099201	1612356	11/23/2015	270	566,564.46	
1099202	1612357	11/23/2015	270	498,352.52	
1099205	1612359	11/23/2015	270	470,807.80	
1099124	1612296	11/23/2015	270	435,201.90	
1099203	1612358	11/23/2015	270	394,834.66	
1099209	1612362	11/23/2015	270	245,887.49	
1099159	1612314	11/23/2015	270	212,945.96	
1099155	1612310	11/23/2015	270	191,769.00	
1099198	1612346	11/23/2015	270	127,381.58	
1099204	1612347	11/23/2015	270	110,701.64	
1099207	1612348	11/23/2015	270	104,130.95	
1099211	1612350	11/23/2015	270	51,494.61	
1099156	1612311	11/23/2015	270	44,727.31	
1099212	1612351	11/23/2015	270	40,676.04	
1098788	1612268	11/23/2015	270	37,898.28	
1099150	1612305	11/23/2015	270	31,080.29	
1099175	1612333	11/23/2015	270	29,528.17	
1098786	1612266	11/23/2015	270	19,879.52	
1099101	1612282	11/23/2015	270	18,591.13	
1098790	1612270	11/23/2015	270	17,631.50	
1099214	1612352	11/23/2015	270	14,937.14	
1099149	1612304	11/23/2015	270	14,374.65	
1099158	1612313	11/23/2015	270	12,344.13	
1099140	152701108 AIRS TA	11/23/2015	270	8,460.53	
1099197	1612345	11/23/2015	270	8,305.75	
1098784	1612265	11/23/2015	270	5,497.00	
1099131	1612297	11/23/2015	270	5,387.19	
1099195	1612343	11/23/2015	270	5,220.00	
1099210	1612349	11/23/2015	270	4,705.89	
1099194	1612353	11/23/2015	270	4,273.93	

Run Date: 12/31/2015
 Run Time: 3:29:02PM

Demand Account Activity

Start Date: 7/1/2015 End Date: 12/31/2015

Page: 145
 User: 0

Jnl. Entry	Ref #	Trx. Date	Ledger	Debit Amount	Credit Amount
1099115	1612288	11/23/2015	270	3,952.00	
1098787	1612267	11/23/2015	270	3,681.81	
1099196	1612344	11/23/2015	270	3,607.00	
1099167	1612363	11/23/2015	270	3,469.00	
1099199	1612354	11/23/2015	270	1,869.08	
1099200	1612355	11/23/2015	270	1,786.86	
1099119	1612290	11/23/2015	270	1,715.00	
1099141	152701108 AIRS DE	11/23/2015	270	921.91	
1099178	1612334	11/23/2015	270	891.70	
1099111	1612286	11/23/2015	270	742.25	
1098789	1612269	11/23/2015	270	703.61	
1099143	152701110 AIRS DE	11/23/2015	270	615.00	
1098782	1612264	11/23/2015	270	485.62	
1099154	1612309	11/23/2015	270	481.46	
1099142	152701109 AIRS DE	11/23/2015	270	450.04	
1099183	1612335	11/23/2015	270	412.00	
1099184	1612336	11/23/2015	270	333.81	
1099118	1612289	11/23/2015	270	320.00	
1099185	1612337	11/23/2015	270	315.00	
1099120	1612291	11/23/2015	270	310.00	
1099152	1612307	11/23/2015	270	309.60	
1099130	1612332	11/23/2015	270	245.00	
1099121	1612292	11/23/2015	270	239.02	
1099186	1612338	11/23/2015	270	145.00	
1099114	1612287	11/23/2015	270	90.00	
1099187	1612339	11/23/2015	270	85.00	
1098781	1612263	11/23/2015	270	57.75	
1099153	1612308	11/23/2015	270	46.47	
1099191	1612341	11/23/2015	270	8.00	
1099193	1612342	11/23/2015	270	8.00	
1099189	1612340	11/23/2015	270	4.00	
1099151	1612306	11/23/2015	270	0.67	
1099112	DFA EFT REV 11/23/2015	11/23/2015	270		35,507.35
1099174	152701105	11/23/2015	270		194,902,143.95
1099182	152701111	11/23/2015	270		12,580,158.84
1099105	152701101	11/23/2015	270		4,117,000.00
1099128	152701104	11/23/2015	270		20,000,000.00
1099537	152701107 AIRS TA	11/24/2015	270	78,679,926.95	
1099497	153001104	11/24/2015	270	11,000,000.00	
1099522	1612400	11/24/2015	270	4,639,268.50	
1099490	1612382	11/24/2015	270	4,161,801.46	
1099621	1612488	11/24/2015	270	4,115,340.98	
1099492	1612383	11/24/2015	270	1,296,776.54	
1099620	1612487	11/24/2015	270	1,247,609.50	
1099652	1612512	11/24/2015	270	1,131,037.62	
1099520	1612398	11/24/2015	270	1,093,811.30	
1099614	1612481	11/24/2015	270	968,351.83	
1099509	1612393	11/24/2015	270	958,265.76	
1099489	1612381	11/24/2015	270	800,000.00	
1099653	1612513	11/24/2015	270	624,000.00	
1099487	1612380	11/24/2015	270	461,888.86	
1099615	1612482	11/24/2015	270	374,676.45	
1099500	1612386	11/24/2015	270	284,705.05	
1099559	1612426	11/24/2015	270	257,079.50	
1099511	1612394	11/24/2015	270	236,812.18	
1099512	1612395	11/24/2015	270	218,118.90	

Run Date: 12/31/2015
 Run Time: 3:29:02PM

Demand Account Activity

Page: 146
 User: 0

Start Date: 7/1/2015 End Date: 12/31/2015

Jnl. Entry	Ref #	Trx. Date	Ledger	Debit Amount	Credit Amount
1099544	1612489	11/24/2015	270	208,455.37	
1099616	1612483	11/24/2015	270	180,210.55	
1099560	1612427	11/24/2015	270	173,255.00	
1099617	1612484	11/24/2015	270	66,370.78	
1099503	1612388	11/24/2015	270	60,412.30	
1099618	1612485	11/24/2015	270	52,162.80	
1099504	1612389	11/24/2015	270	50,488.34	
1099518	1612397	11/24/2015	270	48,325.00	
1099502	1612387	11/24/2015	270	46,008.66	
1099538	152701108 AIRS TA	11/24/2015	270	45,262.06	
1099521	1612399	11/24/2015	270	33,480.00	
1099550	1612417	11/24/2015	270	25,772.89	
1099619	1612486	11/24/2015	270	24,110.00	
1099609	1612476	11/24/2015	270	16,339.92	
1099505	1612390	11/24/2015	270	11,923.89	
1099610	1612477	11/24/2015	270	8,518.17	
1099600	1612467	11/24/2015	270	5,290.00	
1099595	1612462	11/24/2015	270	4,900.00	
1099611	1612478	11/24/2015	270	4,739.77	
1099496	1612384	11/24/2015	270	3,972.22	
1099557	1612424	11/24/2015	270	3,642.50	
1099612	1612479	11/24/2015	270	3,540.00	
1099597	1612464	11/24/2015	270	3,450.00	
1099613	1612480	11/24/2015	270	3,351.00	
1099643	1612506	11/24/2015	270	2,836.00	
1099540	152701109 AIRS DE	11/24/2015	270	2,745.00	
1099523	1612406	11/24/2015	270	1,820.00	
1099607	1612474	11/24/2015	270	1,745.21	
1099608	1612475	11/24/2015	270	1,551.87	
1099551	1612418	11/24/2015	270	1,387.50	
1099555	1612422	11/24/2015	270	1,355.00	
1099599	1612466	11/24/2015	270	1,300.00	
1099648	1612509	11/24/2015	270	1,010.00	
1099506	1612391	11/24/2015	270	915.66	
1099498	1612385	11/24/2015	270	863.23	
1099598	1612465	11/24/2015	270	850.00	
1099606	1612473	11/24/2015	270	727.19	
1099549	1612416	11/24/2015	270	610.00	
1099539	152701108 AIRS DE	11/24/2015	270	578.67	
1099553	1612420	11/24/2015	270	544.00	
1099650	1612510	11/24/2015	270	471.83	
1099508	1612392	11/24/2015	270	468.61	
1099558	1612425	11/24/2015	270	300.00	
1099601	1612468	11/24/2015	270	290.00	
1099602	1612469	11/24/2015	270	255.94	
1099556	1612423	11/24/2015	270	250.00	
1099596	1612463	11/24/2015	270	200.00	
1099603	1612470	11/24/2015	270	200.00	
1099517	1612396	11/24/2015	270	183.75	
1099604	1612471	11/24/2015	270	127.56	
1099524	1612407	11/24/2015	270	100.00	
1099644	1612507	11/24/2015	270	90.40	
1099554	1612421	11/24/2015	270	90.00	
1099642	1612505	11/24/2015	270	70.00	
1099605	1612472	11/24/2015	270	61.97	
1099651	1612511	11/24/2015	270	60.00	

Run Date: 12/31/2015
 Run Time: 3:29:02PM

Demand Account Activity

Start Date: 7/1/2015 End Date: 12/31/2015

Page: 147
 User: 0

Jnl. Entry	Ref #	Trx. Date	Ledger	Debit Amount	Credit Amount
1099640	1612503	11/24/2015	270	22.50	
1099552	1612419	11/24/2015	270	13.57	
1099646	1612508	11/24/2015	270	13.08	
1099641	1612504	11/24/2015	270	5.00	
1099236	DFA EFT REV 11/24	11/24/2015	270		5,517.13
1099515	152701101	11/24/2015	270		7,136,000.00
1099527	152701102	11/24/2015	270		49,982,883.33
1099627	152701104	11/24/2015	270		55,930,463.93
1100059	1612623	11/25/2015	270	54,051,173.21	
1099996	152701103	11/25/2015	270	41,578,000.00	
1099989	153001113 AIRS TA	11/25/2015	270	37,609,093.69	
1100134	Back Out Journal Er	11/25/2015	270	21,000,000.00	
1099708	153001103	11/25/2015	270	9,000,000.00	
1100010	1612575	11/25/2015	270	8,884,164.40	
1100020	1612591	11/25/2015	270	7,751,856.03	
1100133	152301101	11/25/2015	270	7,000,000.00	
1099709	152701101	11/25/2015	270	3,500,000.00	
1100052	1612617	11/25/2015	270	1,210,490.11	
1100011	1612595	11/25/2015	270	776,173.11	
1100012	1612596	11/25/2015	270	500,000.00	
1100021	1612585	11/25/2015	270	462,369.34	
1100082	1612645	11/25/2015	270	287,092.95	
1100123	1612668	11/25/2015	270	219,499.52	
1100068	1612635	11/25/2015	270	178,917.00	
1100022	1612586	11/25/2015	270	173,218.73	
1100073	1612638	11/25/2015	270	132,648.97	
1100023	1612587	11/25/2015	270	126,589.83	
1100056	1612620	11/25/2015	270	74,045.65	
1100083	1612646	11/25/2015	270	71,883.56	
1100087	1612651	11/25/2015	270	58,363.64	
1100057	1612621	11/25/2015	270	48,562.05	
1100048	1612614	11/25/2015	270	46,157.90	
1100088	1612652	11/25/2015	270	46,000.00	
1100009	1612583	11/25/2015	270	45,130.23	
1100089	1612653	11/25/2015	270	40,101.67	
1100044	1612610	11/25/2015	270	34,657.38	
1100058	1612622	11/25/2015	270	30,217.60	
1100081	1612644	11/25/2015	270	29,890.01	
1100055	1612619	11/25/2015	270	27,472.71	
1100091	1612615	11/25/2015	270	23,275.00	
1099990	152701108 AIRS TA	11/25/2015	270	23,223.75	
1100017	1612584	11/25/2015	270	17,321.41	
1100018	1612579	11/25/2015	270	16,834.31	
1100047	1612613	11/25/2015	270	16,525.00	
1100019	1612580	11/25/2015	270	15,000.00	
1100043	1612609	11/25/2015	270	12,200.00	
1099999	1612581	11/25/2015	270	12,193.85	
1100007	1612573	11/25/2015	270	10,216.79	
1100025	1612589	11/25/2015	270	8,479.24	
1100050	1612616	11/25/2015	270	8,267.25	
1100008	1612574	11/25/2015	270	7,970.29	
1100003	1612582	11/25/2015	270	6,637.85	
1100046	1612612	11/25/2015	270	5,738.00	
1100027	1612590	11/25/2015	270	5,320.50	
1100079	1612643	11/25/2015	270	4,959.60	
1100042	1612608	11/25/2015	270	3,888.25	

Run Date: 12/31/2015
 Run Time: 3:29:02PM

Demand Account Activity

Start Date: 7/1/2015 End Date: 12/31/2015

Page: 148
 User: 0

Jnl. Entry	Ref #	Trx. Date	Ledger	Debit Amount	Credit Amount
1100122	1612667	11/25/2015	270	3,471.48	
1100002	1612569	11/25/2015	270	3,014.00	
1100013	1612576	11/25/2015	270	2,032.56	
1099991	1612567	11/25/2015	270	1,790.00	
1100078	1612642	11/25/2015	270	1,727.00	
1100015	1612577	11/25/2015	270	1,677.41	
1100072	1612637	11/25/2015	270	1,546.70	
1100016	1612578	11/25/2015	270	1,395.00	
1100085	1612647	11/25/2015	270	991.83	
1100124	1612669	11/25/2015	270	816.00	
1100093	1612656	11/25/2015	270	705.90	
1099685	1612543	11/25/2015	270	594.12	
1099687	1612545	11/25/2015	270	580.00	
1100024	1612588	11/25/2015	270	556.16	
1099674	1612537	11/25/2015	270	520.00	
1099994	1612565	11/25/2015	270	510.00	
1100041	1612607	11/25/2015	270	425.00	
1099697	1612549	11/25/2015	270	417.11	
1100040	1612606	11/25/2015	270	415.00	
1099675	1612538	11/25/2015	270	414.98	
1099693	1612546	11/25/2015	270	414.84	
1099698	1612550	11/25/2015	270	371.75	
1099677	1612539	11/25/2015	270	360.00	
1099696	1612548	11/25/2015	270	344.72	
1100001	1612568	11/25/2015	270	340.00	
1099686	1612544	11/25/2015	270	331.15	
1099683	1612542	11/25/2015	270	330.59	
1100070	1612636	11/25/2015	270	267.50	
1100045	1612611	11/25/2015	270	250.00	
1100077	1612641	11/25/2015	270	244.00	
1100004	1612570	11/25/2015	270	240.00	
1099992	152701108 AIRS DE	11/25/2015	270	220.18	
1100006	1612572	11/25/2015	270	220.00	
1099699	1612551	11/25/2015	270	181.21	
1099681	1612541	11/25/2015	270	150.67	
1099679	1612528	11/25/2015	270	150.00	
1099700	1612552	11/25/2015	270	125.71	
1100074	1612639	11/25/2015	270	105.00	
1099998	1612566	11/25/2015	270	95.00	
1099680	1612529	11/25/2015	270	75.00	
1099682	1612530	11/25/2015	270	75.00	
1099678	1612540	11/25/2015	270	60.04	
1100054	1612618	11/25/2015	270	58.67	
1100075	1612650	11/25/2015	270	46.95	
1099694	1612547	11/25/2015	270	23.00	
1100076	1612640	11/25/2015	270	20.00	
1100005	1612571	11/25/2015	270	17.00	
1100049	8006247	11/25/2015	270		12,600.00
1099710	152701102	11/25/2015	270		8,884,164.40
1100096	152701105	11/25/2015	270		12,472,073.95
1100000	152701104	11/25/2015	270		121,823,034.56
1100112	152801101	11/25/2015	270		21,000,000.00
1100135	Correct Journal Entr	11/25/2015	270		25,000,000.00
1101195	162701119	11/30/2015	270	107,753,125.00	
1101154	162701107	11/30/2015	270	90,000,000.00	
1101156	162701108	11/30/2015	270	65,203,926.93	

Run Date: 12/31/2015
 Run Time: 3:29:02PM

Demand Account Activity

Page: 149
 User: 0

Start Date: 7/1/2015 End Date: 12/31/2015

Jnl. Entry	Ref #	Trx. Date	Ledger	Debit Amount	Credit Amount
1101191	16270112010EFT A	11/30/2015	270	60,386,601.22	
1101163	162701113	11/30/2015	270	35,617,662.14	
1101160	162701111	11/30/2015	270	19,000,000.00	
1101097	1612719	11/30/2015	270	5,923,203.02	
1101090	1612712	11/30/2015	270	3,915,790.74	
1101159	162701110	11/30/2015	270	3,000,000.00	
1101089	1612711	11/30/2015	270	1,535,330.66	
1101100	1612720	11/30/2015	270	1,170,916.19	
1101126	1612747	11/30/2015	270	481,001.34	
1101127	1612748	11/30/2015	270	354,239.25	
1101078	1612700	11/30/2015	270	261,570.18	
1101095	1612717	11/30/2015	270	180,200.12	
1101088	1612710	11/30/2015	270	173,412.59	
1101102	1612724	11/30/2015	270	135,158.00	
1101137	1612759	11/30/2015	270	100,000.00	
1101192	16270113011CC All	11/30/2015	270	95,512.58	
1101083	1612705	11/30/2015	270	87,781.05	
1101136	1612751	11/30/2015	270	80,000.00	
1101084	1612706	11/30/2015	270	78,925.52	
1101080	1612702	11/30/2015	270	78,174.70	
1101096	1612718	11/30/2015	270	58,389.99	
1101079	1612701	11/30/2015	270	52,378.27	
1101121	1612742	11/30/2015	270	49,655.72	
1101076	1612698	11/30/2015	270	40,926.59	
1101093	1612715	11/30/2015	270	36,194.82	
1101094	1612716	11/30/2015	270	25,353.45	
1101077	1612699	11/30/2015	270	20,602.59	
1101135	1612758	11/30/2015	270	17,675.70	
1101124	1612745	11/30/2015	270	15,996.55	
1101069	1612691	11/30/2015	270	15,347.20	
1101187	16270113013IRPCC	11/30/2015	270	10,446.49	
1101141	1612753	11/30/2015	270	9,112.25	
1101074	1612696	11/30/2015	270	8,951.50	
1101092	1612714	11/30/2015	270	8,655.29	
1101072	1612694	11/30/2015	270	4,185.00	
1101091	1612713	11/30/2015	270	3,193.47	
1100132	1612678	11/30/2015	270	3,074.89	
1101140	1612760	11/30/2015	270	2,979.35	
1101081	1612703	11/30/2015	270	2,936.70	
1101068	1612690	11/30/2015	270	1,470.00	
1101122	1612743	11/30/2015	270	1,166.40	
1101070	1612692	11/30/2015	270	1,011.50	
1101138	1612752	11/30/2015	270	997.15	
1101182	16270113012IRPCC	11/30/2015	270	828.53	
1101073	1612695	11/30/2015	270	810.00	
1101075	1612697	11/30/2015	270	740.00	
1101128	1612755	11/30/2015	270	580.70	
1101125	1612746	11/30/2015	270	452.50	
1100137	1612680	11/30/2015	270	450.00	
1101099	1612723	11/30/2015	270	378.50	
1101067	1612689	11/30/2015	270	301.00	
1101133	1612757	11/30/2015	270	206.83	
1100130	1612677	11/30/2015	270	147.41	
1101123	1612744	11/30/2015	270	135.00	
1101130	1612756	11/30/2015	270	99.75	
1101071	1612693	11/30/2015	270	80.00	

Run Date: 12/31/2015
 Run Time: 3:29:02PM

Demand Account Activity

Page: 150
 User: 0

Start Date: 7/1/2015 End Date: 12/31/2015

Jnl. Entry	Ref #	Trx. Date	Ledger	Debit Amount	Credit Amount
1101106	1612754	11/30/2015	270	71.75	
1101082	1612704	11/30/2015	270	68.05	
1101132	1612750	11/30/2015	270	57.75	
1101129	1612749	11/30/2015	270	39.98	
1101064	1612688	11/30/2015	270	4.25	
1101157	162701109	11/30/2015	270		176,821,501.51
1101162	162701112	11/30/2015	270		66,115,000.00
1101165	162701114	11/30/2015	270		4,532,367.13
1101193	162701115	11/30/2015	270		47,000,000.00
1101197	162701121	11/30/2015	270		107,753,125.00
1101593	152701202	12/1/2015	270	107,000,000.00	
1101596	152701204	12/1/2015	270	45,000,000.00	
1101594	152701203	12/1/2015	270	40,000,000.00	
1101589	153001203	12/1/2015	270	4,000,000.00	
1101666	1612858	12/1/2015	270	3,193,000.00	
1101653	1612833	12/1/2015	270	1,436,826.93	
1101681	1612859	12/1/2015	270	697,919.67	
1101667	1612850	12/1/2015	270	337,103.10	
1101611	1612795	12/1/2015	270	203,010.07	
1101654	1612834	12/1/2015	270	182,284.48	
1101407	1612778	12/1/2015	270	171,904.48	
1101612	1612796	12/1/2015	270	114,475.14	
1101613	1612797	12/1/2015	270	91,754.91	
1101614	1612798	12/1/2015	270	71,727.35	
1101392	1612765	12/1/2015	270	62,821.22	
1101393	1612766	12/1/2015	270	45,100.00	
1101406	1612777	12/1/2015	270	33,851.70	
1101655	1612835	12/1/2015	270	27,125.73	
1101615	1612799	12/1/2015	270	17,743.20	
1101616	1612800	12/1/2015	270	17,087.81	
1101657	1612837	12/1/2015	270	8,689.10	
1101617	1612801	12/1/2015	270	8,253.40	
1101609	1612793	12/1/2015	270	7,857.25	
1101608	1612792	12/1/2015	270	6,161.00	
1101685	1612863	12/1/2015	270	5,150.00	
1101618	1612802	12/1/2015	270	4,370.00	
1101619	1612803	12/1/2015	270	3,663.89	
1101656	1612836	12/1/2015	270	3,043.02	
1101620	1612804	12/1/2015	270	2,810.83	
1101403	1612773	12/1/2015	270	2,570.00	
1101661	1612840	12/1/2015	270	2,460.00	
1101621	1612805	12/1/2015	270	2,348.50	
1101404	1612774	12/1/2015	270	2,298.00	
1101622	1612806	12/1/2015	270	2,246.00	
1101623	1612807	12/1/2015	270	1,737.00	
1101610	1612794	12/1/2015	270	1,426.67	
1101669	1612851	12/1/2015	270	1,392.24	
1101658	1612838	12/1/2015	270	870.00	
1101631	1612815	12/1/2015	270	810.50	
1101624	1612808	12/1/2015	270	752.80	
1101625	1612809	12/1/2015	270	329.00	
1101630	1612814	12/1/2015	270	305.00	
1101626	1612810	12/1/2015	270	287.50	
1101627	1612811	12/1/2015	270	204.00	
1101400	1612772	12/1/2015	270	115.50	
1101670	1612852	12/1/2015	270	90.00	

Run Date: 12/31/2015
 Run Time: 3:29:02PM

Demand Account Activity

Start Date: 7/1/2015 End Date: 12/31/2015

Page: 151
 User: 0

Jnl. Entry	Ref #	Trx. Date	Ledger	Debit Amount	Credit Amount
1101671	1612853	12/1/2015	270	90.00	
1101628	1612812	12/1/2015	270	80.00	
1101662	1612841	12/1/2015	270	12.75	
1101659	1612839	12/1/2015	270	4.25	
1101629	1612813	12/1/2015	270	4.00	
1101674	152701205	12/1/2015	270		3,498,346.25
1101675	152701206	12/1/2015	270		143,390,625.00
1101676	152701207	12/1/2015	270		29,386,463.22
1101592	152701201	12/1/2015	270		4,981,000.00
1101687	152301202	12/1/2015	270		22,000,000.00
1101692	162701201	12/2/2015	270	18,882,446.00	
1101984	162701204EFT AIR!	12/2/2015	270	9,774,254.81	
1101983	162701203	12/2/2015	270	9,000,000.00	
1101969	1612870	12/2/2015	270	3,268,809.42	
1101968	1612869	12/2/2015	270	2,000,000.00	
1102062	1612945	12/2/2015	270	1,424,033.20	
1102067	1612949	12/2/2015	270	589,635.33	
1102061	1612944	12/2/2015	270	546,014.10	
1102083	1612964	12/2/2015	270	501,044.65	
1102016	1612899	12/2/2015	270	466,424.00	
1101972	1612873	12/2/2015	270	268,731.58	
1101970	1612871	12/2/2015	270	246,978.93	
1101982	1612883	12/2/2015	270	174,186.00	
1102087	1612968	12/2/2015	270	102,485.90	
1102086	1612967	12/2/2015	270	81,700.50	
1101971	1612872	12/2/2015	270	77,686.41	
1101987	1612885	12/2/2015	270	64,355.48	
1102043	1612924	12/2/2015	270	55,833.20	
1102063	1612946	12/2/2015	270	35,179.26	
1102081	1612962	12/2/2015	270	33,859.80	
1102050	1612931	12/2/2015	270	32,505.10	
1101988	1612886	12/2/2015	270	30,019.45	
1101967	1612868	12/2/2015	270	29,319.62	
1102002	162701208	12/2/2015	270	27,143.03	
1102082	1612963	12/2/2015	270	22,741.26	
1102089	1612973	12/2/2015	270	20,479.50	
1102091	1612975	12/2/2015	270	16,720.47	
1101989	1612887	12/2/2015	270	13,696.80	
1102065	1612947	12/2/2015	270	13,020.42	
1102066	1612948	12/2/2015	270	12,880.84	
1102090	1612974	12/2/2015	270	10,175.64	
1102034	1612917	12/2/2015	270	5,249.50	
1101985	162701207IRPCC A	12/2/2015	270	4,617.52	
1102021	1612904	12/2/2015	270	4,131.75	
1102015	1612898	12/2/2015	270	3,978.00	
1102027	1612910	12/2/2015	270	3,622.25	
1101986	1612884	12/2/2015	270	3,103.97	
1102031	1612914	12/2/2015	270	2,935.00	
1102032	1612915	12/2/2015	270	1,890.00	
1102044	1612925	12/2/2015	270	1,867.01	
1102019	1612902	12/2/2015	270	1,710.00	
1102046	1612927	12/2/2015	270	1,433.65	
1102025	1612908	12/2/2015	270	1,370.00	
1102042	1612923	12/2/2015	270	1,125.00	
1102085	1612966	12/2/2015	270	1,100.00	
1102069	1612950	12/2/2015	270	1,006.90	

Run Date: 12/31/2015
 Run Time: 3:29:02PM

Demand Account Activity

Start Date: 7/1/2015 End Date: 12/31/2015

Page: 152
 User: 0

Jnl. Entry	Ref #	Trx. Date	Ledger	Debit Amount	Credit Amount
1101973	1612874	12/2/2015	270	862.00	
1102045	1612926	12/2/2015	270	784.34	
1102088	1612969	12/2/2015	270	735.80	
1102017	1612900	12/2/2015	270	676.75	
1102049	1612930	12/2/2015	270	630.20	
1102048	1612929	12/2/2015	270	555.00	
1102029	1612912	12/2/2015	270	484.00	
1102035	1612918	12/2/2015	270	420.00	
1102033	1612916	12/2/2015	270	360.00	
1102020	1612903	12/2/2015	270	330.00	
1102022	1612905	12/2/2015	270	330.00	
1102023	1612906	12/2/2015	270	329.75	
1102028	1612911	12/2/2015	270	310.00	
1102079	1612960	12/2/2015	270	270.00	
1102026	1612909	12/2/2015	270	250.00	
1101979	1612880	12/2/2015	270	225.00	
1102080	1612961	12/2/2015	270	206.00	
1102047	1612928	12/2/2015	270	205.75	
1101975	1612876	12/2/2015	270	150.00	
1101978	1612879	12/2/2015	270	150.00	
1102024	1612907	12/2/2015	270	100.00	
1102018	1612901	12/2/2015	270	80.00	
1101976	1612877	12/2/2015	270	75.00	
1101977	1612878	12/2/2015	270	75.00	
1102030	1612913	12/2/2015	270	70.00	
1102084	1612965	12/2/2015	270	48.00	
1101974	1612875	12/2/2015	270	42.50	
1102057	1612959	12/2/2015	270	23.00	
1101981	162701202	12/2/2015	270		3,268,809.42
1102005	162701209	12/2/2015	270		5,000,798.61
1102010	162701213	12/2/2015	270		15,482,490.71
1102096	162701215	12/2/2015	270		24,000,000.00
1102536	1613064	12/3/2015	270	39,276,632.10	
1102468	152701207 AIRS TA	12/3/2015	270	12,276,578.17	
1102445	153001204	12/3/2015	270	10,000,000.00	
1102488	1613023	12/3/2015	270	2,445,868.01	
1102582	152801201	12/3/2015	270	2,000,000.00	
1102477	152701202	12/3/2015	270	1,001,041.67	
1102533	1613061	12/3/2015	270	786,682.86	
1102510	1613043	12/3/2015	270	766,857.18	
1102490	1613025	12/3/2015	270	193,883.16	
1102501	1613036	12/3/2015	270	167,714.77	
1102559	1613090	12/3/2015	270	134,517.00	
1102458	1613007	12/3/2015	270	121,428.59	
1102459	1613008	12/3/2015	270	105,000.00	
1102558	1613089	12/3/2015	270	94,081.00	
1102453	1613004	12/3/2015	270	93,920.00	
1102471	152701208 AIRS TA	12/3/2015	270	87,247.69	
1102491	1613026	12/3/2015	270	86,218.75	
1102542	1613065	12/3/2015	270	62,108.18	
1102432	1612994	12/3/2015	270	61,630.75	
1102532	1613060	12/3/2015	270	61,550.22	
1102489	1613024	12/3/2015	270	57,231.94	
1102492	1613027	12/3/2015	270	40,150.22	
1102543	1613066	12/3/2015	270	39,190.00	
1102544	1613067	12/3/2015	270	36,265.63	

Run Date: 12/31/2015
 Run Time: 3:29:02PM

Demand Account Activity

Page: 153
 User: 0

Start Date: 7/1/2015 End Date: 12/31/2015

Jnl. Entry	Ref #	Trx. Date	Ledger	Debit Amount	Credit Amount
1102495	1613030	12/3/2015	270	36,202.61	
1102555	1613099	12/3/2015	270	33,350.00	
1102496	1613031	12/3/2015	270	32,376.21	
1102456	1613005	12/3/2015	270	29,215.00	
1102585	1613112	12/3/2015	270	28,233.20	
1102498	1613033	12/3/2015	270	17,613.33	
1102433	1612995	12/3/2015	270	11,673.06	
1102547	1613068	12/3/2015	270	10,689.23	
1102511	1613044	12/3/2015	270	10,369.25	
1102499	1613034	12/3/2015	270	9,786.97	
1102571	1613100	12/3/2015	270	7,000.00	
1102550	1613069	12/3/2015	270	6,768.40	
1102561	1613091	12/3/2015	270	5,635.19	
1102450	1613002	12/3/2015	270	5,550.00	
1102452	1613003	12/3/2015	270	5,120.00	
1102560	1613093	12/3/2015	270	5,112.73	
1102493	1613028	12/3/2015	270	4,416.39	
1102534	1613062	12/3/2015	270	3,994.00	
1102580	1613111	12/3/2015	270	3,515.75	
1102111	1612988	12/3/2015	270	3,410.00	
1102513	1613046	12/3/2015	270	3,400.00	
1102428	1612990	12/3/2015	270	3,220.00	
1102474	152701208 AIRS DE	12/3/2015	270	2,605.00	
1102430	1612992	12/3/2015	270	2,550.00	
1102535	1613063	12/3/2015	270	2,521.26	
1102531	1613059	12/3/2015	270	1,871.95	
1102475	152701209 AIRS DE	12/3/2015	270	1,837.84	
1102497	1613032	12/3/2015	270	1,797.70	
1102494	1613029	12/3/2015	270	1,057.37	
1102457	1613006	12/3/2015	270	830.00	
1102512	1613045	12/3/2015	270	830.00	
1102441	1613001	12/3/2015	270	800.00	
1102563	1613094	12/3/2015	270	751.46	
1102514	1613047	12/3/2015	270	650.00	
1102530	1613058	12/3/2015	270	572.50	
1102431	1612993	12/3/2015	270	450.00	
1102500	1613035	12/3/2015	270	420.00	
1102551	1613070	12/3/2015	270	355.62	
1102552	1613071	12/3/2015	270	278.67	
1102429	1612991	12/3/2015	270	275.00	
1102427	1612989	12/3/2015	270	200.00	
1102462	1613010	12/3/2015	270	175.59	
1102505	1613092	12/3/2015	270	155.20	
1102553	1613072	12/3/2015	270	21.82	
1102460	1613009	12/3/2015	270	9.64	
1102554	1613073	12/3/2015	270	4.88	
1102486	DFA EFT REV 12/3/	12/3/2015	270		152,549.72
1102480	152701203	12/3/2015	270		8,499,825.00
1102485	152701204	12/3/2015	270		39,882,920.83
1102447	152701201	12/3/2015	270		21,547,972.00
1102886	152601202	12/4/2015	270	85,000,000.00	
1102836	152701204	12/4/2015	270	50,000,000.00	
1102792	152701202	12/4/2015	270	32,000,000.00	
1102856	152701207 AIRS TA	12/4/2015	270	7,124,937.48	
1102789	153001203	12/4/2015	270	7,000,000.00	
1102923	1613189	12/4/2015	270	1,592,630.04	

Run Date: 12/31/2015
 Run Time: 3:29:02PM

Demand Account Activity

Page: 154
 User: 0

Start Date: 7/1/2015 End Date: 12/31/2015

Jnl. Entry	Ref #	Trx. Date	Ledger	Debit Amount	Credit Amount
1102966	1613230	12/4/2015	270	445,000.00	
1102980	1613242	12/4/2015	270	441,950.25	
1102917	1613180	12/4/2015	270	338,051.55	
1102869	1613133	12/4/2015	270	159,561.64	
1102967	1613231	12/4/2015	270	150,000.00	
1102962	1613226	12/4/2015	270	110,598.93	
1102881	1613140	12/4/2015	270	95,100.47	
1102969	1613232	12/4/2015	270	95,000.00	
1102924	1613190	12/4/2015	270	93,032.15	
1102922	1613188	12/4/2015	270	92,227.60	
1102955	1613227	12/4/2015	270	41,500.00	
1102857	152701208 AIRS TA	12/4/2015	270	41,054.76	
1103001	1613263	12/4/2015	270	37,768.52	
1102998	1613261	12/4/2015	270	35,261.30	
1102602	1613128	12/4/2015	270	35,000.22	
1102874	1613141	12/4/2015	270	31,424.96	
1102882	1613144	12/4/2015	270	30,000.00	
1102994	1613257	12/4/2015	270	24,555.07	
1102916	1613179	12/4/2015	270	22,225.53	
1102862	1613129	12/4/2015	270	21,814.20	
1102925	1613191	12/4/2015	270	20,929.38	
1102970	1613233	12/4/2015	270	20,000.00	
1102971	1613234	12/4/2015	270	18,000.00	
1102920	1613183	12/4/2015	270	12,982.21	
1102871	1613136	12/4/2015	270	11,087.56	
1102915	1613178	12/4/2015	270	10,818.92	
1102993	1613256	12/4/2015	270	10,720.00	
1102926	1613192	12/4/2015	270	10,198.96	
1102927	1613193	12/4/2015	270	7,700.32	
1102999	1613262	12/4/2015	270	7,198.36	
1102972	1613235	12/4/2015	270	7,000.00	
1102875	1613137	12/4/2015	270	5,816.29	
1102928	1613194	12/4/2015	270	4,919.75	
1102850	1613160	12/4/2015	270	4,790.00	
1102876	1613138	12/4/2015	270	4,016.74	
1102975	1613238	12/4/2015	270	3,830.00	
1103002	1613264	12/4/2015	270	3,516.50	
1102901	1613166	12/4/2015	270	3,289.04	
1102961	1613225	12/4/2015	270	3,122.20	
1102903	1613167	12/4/2015	270	2,942.00	
1102877	1613142	12/4/2015	270	2,806.37	
1102965	1613229	12/4/2015	270	2,100.00	
1102879	1613143	12/4/2015	270	2,033.26	
1102897	1613162	12/4/2015	270	2,015.00	
1102929	1613195	12/4/2015	270	1,892.57	
1102873	1613135	12/4/2015	270	1,769.00	
1102976	1613239	12/4/2015	270	1,376.90	
1102867	1613132	12/4/2015	270	1,351.39	
1102904	1613168	12/4/2015	270	1,270.00	
1102919	1613182	12/4/2015	270	1,130.60	
1102914	1613177	12/4/2015	270	1,062.93	
1102964	1613228	12/4/2015	270	1,011.60	
1102899	1613164	12/4/2015	270	878.25	
1102858	152701209 AIRS DE	12/4/2015	270	661.77	
1102905	1613169	12/4/2015	270	420.00	
1102895	1613161	12/4/2015	270	400.00	

Run Date: 12/31/2015
 Run Time: 3:29:02PM

Demand Account Activity

Start Date: 7/1/2015 End Date: 12/31/2015

Page: 155
 User: 0

Jnl. Entry	Ref #	Trx. Date	Ledger	Debit Amount	Credit Amount
1102898	1613163	12/4/2015	270	400.00	
1102906	1613170	12/4/2015	270	389.38	
1102880	1613139	12/4/2015	270	388.40	
1102918	1613181	12/4/2015	270	315.00	
1102907	1613171	12/4/2015	270	258.00	
1102908	1613172	12/4/2015	270	247.00	
1102930	1613196	12/4/2015	270	227.28	
1102978	1613240	12/4/2015	270	128.30	
1102979	1613241	12/4/2015	270	90.00	
1102900	1613165	12/4/2015	270	90.00	
1102909	1613173	12/4/2015	270	50.00	
1102910	1613174	12/4/2015	270	40.00	
1102912	1613175	12/4/2015	270	35.00	
1102974	1613237	12/4/2015	270	12.75	
1102913	1613176	12/4/2015	270	8.00	
1102973	1613236	12/4/2015	270	4.25	
1102790	152701201	12/4/2015	270		50,958,000.00
1102839	152701203	12/4/2015	270		19,448,888.89
1102841	152701205	12/4/2015	270		31,980,194.44
1102894	8006254	12/4/2015	270		19,652.11
1102887	152701210	12/4/2015	270		81,846,890.90
1103004	152701211	12/4/2015	270		1,000,000.00
1103416	152601202	12/7/2015	270	28,000,000.00	
1103310	152701205	12/7/2015	270	24,979,826.39	
1103309	152701204	12/7/2015	270	19,983,861.11	
1103215	153001204	12/7/2015	270	13,000,000.00	
1103274	152701207 AIRS TA	12/7/2015	270	6,021,461.35	
1103380	1613382	12/7/2015	270	2,819,000.00	
1103279	152701209 AIRS DE	12/7/2015	270	1,415,947.55	
1103356	1613333	12/7/2015	270	1,182,648.65	
1103418	1613381	12/7/2015	270	900,000.00	
1103321	1613303	12/7/2015	270	715,480.19	
1103217	152701202	12/7/2015	270	627,464.42	
1103372	1613347	12/7/2015	270	341,532.00	
1103318	1613300	12/7/2015	270	244,852.14	
1103322	1613304	12/7/2015	270	184,856.60	
1103270	1613274	12/7/2015	270	105,045.01	
1103323	1613305	12/7/2015	270	103,459.93	
1103324	1613306	12/7/2015	270	99,274.12	
1103355	1613332	12/7/2015	270	69,441.21	
1103325	1613307	12/7/2015	270	68,324.01	
1103281	152701210 AIRS DE	12/7/2015	270	47,612.87	
1103228	1613273	12/7/2015	270	47,269.01	
1103277	152701208 AIRS TA	12/7/2015	270	43,605.25	
1103338	1613320	12/7/2015	270	41,780.71	
1103411	1613373	12/7/2015	270	37,631.82	
1103273	1613275	12/7/2015	270	34,748.28	
1103326	1613308	12/7/2015	270	29,316.46	
1103374	1613348	12/7/2015	270	26,316.63	
1103304	1613334	12/7/2015	270	23,595.53	
1103369	1613357	12/7/2015	270	23,502.60	
1103275	1613276	12/7/2015	270	23,428.27	
1103327	1613309	12/7/2015	270	20,951.78	
1103415	1613376	12/7/2015	270	18,800.00	
1103284	1613282	12/7/2015	270	12,592.02	
1103412	1613374	12/7/2015	270	11,025.00	

Run Date: 12/31/2015
 Run Time: 3:29:02PM

Demand Account Activity

Start Date: 7/1/2015 End Date: 12/31/2015

Page: 156
 User: 0

Jnl. Entry	Ref #	Trx. Date	Ledger	Debit Amount	Credit Amount
1103276	1613277	12/7/2015	270	9,315.64	
1103358	1613335	12/7/2015	270	7,349.00	
1103319	1613301	12/7/2015	270	6,610.50	
1103407	1613371	12/7/2015	270	6,525.00	
1103417	1613377	12/7/2015	270	6,417.50	
1103288	152701211 AIRS DE	12/7/2015	270	5,286.54	
1103278	1613278	12/7/2015	270	4,404.44	
1103328	1613310	12/7/2015	270	4,349.06	
1103414	1613375	12/7/2015	270	3,473.00	
1103359	1613336	12/7/2015	270	3,283.47	
1103360	1613337	12/7/2015	270	2,996.28	
1103419	1613380	12/7/2015	270	2,930.93	
1103280	1613279	12/7/2015	270	2,869.69	
1103375	1613343	12/7/2015	270	2,595.00	
1103379	1613345	12/7/2015	270	2,545.00	
1103329	1613311	12/7/2015	270	2,434.00	
1103282	1613280	12/7/2015	270	2,130.62	
1103409	1613372	12/7/2015	270	2,038.50	
1103320	1613302	12/7/2015	270	1,801.19	
1103330	1613312	12/7/2015	270	1,598.00	
1103331	1613313	12/7/2015	270	1,531.30	
1103317	1613299	12/7/2015	270	1,201.26	
1103406	1613355	12/7/2015	270	1,123.55	
1103368	1613340	12/7/2015	270	991.00	
1103332	1613314	12/7/2015	270	742.76	
1103371	1613341	12/7/2015	270	583.75	
1103333	1613315	12/7/2015	270	565.31	
1103377	1613344	12/7/2015	270	480.00	
1103403	1613354	12/7/2015	270	435.00	
1103334	1613316	12/7/2015	270	284.00	
1103362	1613338	12/7/2015	270	205.90	
1103335	1613317	12/7/2015	270	200.00	
1103370	1613346	12/7/2015	270	200.00	
1103283	1613281	12/7/2015	270	173.87	
1103337	1613319	12/7/2015	270	170.00	
1103364	1613339	12/7/2015	270	151.95	
1103353	1613330	12/7/2015	270	135.50	
1103286	1613284	12/7/2015	270	90.00	
1103373	1613342	12/7/2015	270	90.00	
1103354	1613331	12/7/2015	270	57.75	
1103287	1613285	12/7/2015	270	28.00	
1103285	1613283	12/7/2015	270	17.00	
1103336	1613318	12/7/2015	270	8.00	
1103351	DFA EFT REV 12/7/	12/7/2015	270		6,992.27
1103216	152701201	12/7/2015	270		178,488.51
1103302	152701203	12/7/2015	270		24,979,826.39
1103311	152701206	12/7/2015	270		30,526,404.39
1103312	152701212	12/7/2015	270		19,983,861.11
1103314	152701213	12/7/2015	270		25,750,533.57
1103404	152701214	12/7/2015	270		714.51
1103848	152601201	12/8/2015	270	14,000,000.00	
1103621	153001204	12/8/2015	270	9,000,000.00	
1103714	152701207 AIRS TA	12/8/2015	270	7,133,056.54	
1103849	152801201	12/8/2015	270	2,000,000.00	
1103772	1613465	12/8/2015	270	1,668,873.95	
1103733	1613426	12/8/2015	270	1,276,479.16	

Run Date: 12/31/2015
 Run Time: 3:29:02PM

Demand Account Activity

Page: 157
 User: 0

Start Date: 7/1/2015 End Date: 12/31/2015

Jnl. Entry	Ref #	Trx. Date	Ledger	Debit Amount	Credit Amount
1103750	1613443	12/8/2015	270	1,005,467.62	
1103840	152301201	12/8/2015	270	1,000,000.00	
1103746	1613439	12/8/2015	270	470,435.02	
1103751	1613444	12/8/2015	270	441,148.36	
1103828	1613526	12/8/2015	270	424,000.00	
1103842	1613528	12/8/2015	270	387,986.47	
1103769	1613462	12/8/2015	270	313,120.68	
1103620	1613397	12/8/2015	270	312,013.29	
1103726	1613420	12/8/2015	270	214,786.84	
1103753	1613446	12/8/2015	270	132,630.63	
1103754	1613447	12/8/2015	270	131,474.03	
1103723	1613418	12/8/2015	270	94,833.05	
1103727	1613421	12/8/2015	270	70,110.00	
1103818	1613516	12/8/2015	270	53,216.88	
1103747	1613440	12/8/2015	270	35,953.96	
1103822	1613510	12/8/2015	270	35,261.50	
1103725	1613419	12/8/2015	270	29,537.50	
1103698	1613401	12/8/2015	270	28,379.35	
1103830	1613513	12/8/2015	270	25,848.79	
1103730	1613424	12/8/2015	270	24,841.56	
1103825	1613511	12/8/2015	270	24,369.22	
1103752	1613445	12/8/2015	270	18,565.77	
1103695	1613398	12/8/2015	270	14,235.75	
1103829	1613512	12/8/2015	270	13,600.00	
1103755	1613448	12/8/2015	270	13,263.09	
1103826	1613519	12/8/2015	270	13,210.18	
1103716	152701208 AIRS TA	12/8/2015	270	11,009.30	
1103732	1613425	12/8/2015	270	8,944.75	
1103612	1613389	12/8/2015	270	8,380.00	
1103734	1613427	12/8/2015	270	7,975.29	
1103718	152701210 AIRS DE	12/8/2015	270	7,264.80	
1103614	1613390	12/8/2015	270	7,180.00	
1103758	1613451	12/8/2015	270	7,127.21	
1103748	1613441	12/8/2015	270	6,207.61	
1103821	1613509	12/8/2015	270	6,146.25	
1103820	1613508	12/8/2015	270	5,228.39	
1103759	1613452	12/8/2015	270	5,183.00	
1103831	1613514	12/8/2015	270	4,211.56	
1103739	1613432	12/8/2015	270	3,093.75	
1103770	1613463	12/8/2015	270	2,210.90	
1103760	1613453	12/8/2015	270	2,058.50	
1103749	1613442	12/8/2015	270	1,869.08	
1103771	1613464	12/8/2015	270	1,781.29	
1103737	1613430	12/8/2015	270	1,760.00	
1103728	1613422	12/8/2015	270	1,640.00	
1103824	1613518	12/8/2015	270	1,305.00	
1103841	1613527	12/8/2015	270	1,139.25	
1103735	1613428	12/8/2015	270	769.00	
1103617	1613392	12/8/2015	270	575.00	
1103696	1613399	12/8/2015	270	420.26	
1103757	1613450	12/8/2015	270	347.50	
1103738	1613431	12/8/2015	270	340.00	
1103611	1613388	12/8/2015	270	275.00	
1103740	1613433	12/8/2015	270	250.00	
1103717	152701209 AIRS DE	12/8/2015	270	243.03	
1103697	1613400	12/8/2015	270	206.04	

Run Date: 12/31/2015
 Run Time: 3:29:02PM

Demand Account Activity

Start Date: 7/1/2015 End Date: 12/31/2015

Page: 158
 User: 0

Jnl. Entry	Ref #	Trx. Date	Ledger	Debit Amount	Credit Amount
1103736	1613429	12/8/2015	270	160.00	
1103832	1613515	12/8/2015	270	127.64	
1103756	1613449	12/8/2015	270	123.60	
1103616	1613391	12/8/2015	270	100.00	
1103729	1613423	12/8/2015	270	100.00	
1103843	1613529	12/8/2015	270	75.00	
1103423	1613387	12/8/2015	270	50.00	
1103774	1613468	12/8/2015	270	48.50	
1103773	1613467	12/8/2015	270	42.00	
1103823	1613517	12/8/2015	270	21.25	
1103428	1613466	12/8/2015	270	12.00	
1103715	DFA EFT REV 12/8/	12/8/2015	270		104.75
1103628	152701201	12/8/2015	270		456,425.00
1103721	152701202	12/8/2015	270		39,362,199.37
1103803	152701203	12/8/2015	270		1,104,585.72
1104195	152701202	12/9/2015	270	74,625,000.00	
1104288	152601201	12/9/2015	270	28,000,000.00	
1104293	Correct Journal Entr	12/9/2015	270	16,000,000.00	
1104287	152801201	12/9/2015	270	15,000,000.00	
1104285	152301201	12/9/2015	270	11,000,000.00	
1104173	153001204	12/9/2015	270	8,000,000.00	
1104207	152701207 AIRS TA	12/9/2015	270	6,197,418.25	
1104229	1613584	12/9/2015	270	3,527,927.64	
1104174	1613547	12/9/2015	270	3,283,175.75	
1104222	1613582	12/9/2015	270	2,025,916.68	
1104182	1613551	12/9/2015	270	1,689,003.89	
1104230	1613585	12/9/2015	270	138,478.68	
1104237	1613592	12/9/2015	270	70,140.34	
1104275	1613626	12/9/2015	270	63,950.00	
1104184	1613552	12/9/2015	270	55,774.51	
1104209	152701208 AIRS TA	12/9/2015	270	41,636.02	
1104228	1613583	12/9/2015	270	32,053.81	
1104231	1613586	12/9/2015	270	13,265.31	
1104179	1613549	12/9/2015	270	12,446.82	
1104163	1613542	12/9/2015	270	12,267.12	
1104232	1613587	12/9/2015	270	11,159.64	
1103856	1613541	12/9/2015	270	10,601.13	
1104253	1613608	12/9/2015	270	7,795.26	
1104233	1613588	12/9/2015	270	6,395.66	
1104252	1613607	12/9/2015	270	6,314.96	
1104214	1613571	12/9/2015	270	6,207.75	
1104236	1613591	12/9/2015	270	3,411.20	
1104256	1613611	12/9/2015	270	2,558.75	
1104217	1613573	12/9/2015	270	2,310.00	
1104211	152701209 AIRS D€	12/9/2015	270	1,966.65	
1104180	1613550	12/9/2015	270	1,669.28	
1104213	152701210 AIRS D€	12/9/2015	270	1,527.26	
1104194	1613566	12/9/2015	270	1,517.92	
1104177	1613548	12/9/2015	270	501.06	
1104216	1613572	12/9/2015	270	490.00	
1104218	1613574	12/9/2015	270	420.00	
1104235	1613590	12/9/2015	270	230.00	
1104200	1613569	12/9/2015	270	198.50	
1104186	1613553	12/9/2015	270	170.00	
1104188	1613554	12/9/2015	270	160.00	
1104255	1613610	12/9/2015	270	150.00	

Run Date: 12/31/2015
 Run Time: 3:29:02PM

Demand Account Activity

Start Date: 7/1/2015 End Date: 12/31/2015

Page: 159
 User: 0

Jnl. Entry	Ref #	Trx. Date	Ledger	Debit Amount	Credit Amount
1104169	1613544	12/9/2015	270	105.60	
1104171	1613545	12/9/2015	270	92.00	
1104168	1613543	12/9/2015	270	80.00	
1104254	1613609	12/9/2015	270	75.00	
1104212	1613570	12/9/2015	270	30.00	
1104234	1613589	12/9/2015	270	25.40	
1104172	1613546	12/9/2015	270	20.00	
1104190	1613555	12/9/2015	270	20.00	
1104191	1613556	12/9/2015	270	5.00	
1104185	152701201	12/9/2015	270		77,851,000.00
1104196	152701203	12/9/2015	270		1,689,003.89
1104197	152701204	12/9/2015	270		1,645,653.17
1104267	DFA EFT REV 12/9/	12/9/2015	270		884.00
1104215	152701205	12/9/2015	270		33,433,068.73
1104259	152701206	12/9/2015	270		40,265,917.18
1104292	Back Out Journal Er	12/9/2015	270		15,000,000.00
1105475	1613699	12/10/2015	270	152,921,492.21	
1105397	152701202	12/10/2015	270	9,784,000.00	
1105394	153001203	12/10/2015	270	9,000,000.00	
1105425	152701207 AIRS TA	12/10/2015	270	5,676,253.28	
1105473	1613697	12/10/2015	270	882,297.78	
1105422	1613652	12/10/2015	270	680,435.38	
1105404	1613641	12/10/2015	270	646,982.42	
1105416	1613649	12/10/2015	270	500,000.00	
1105438	1613664	12/10/2015	270	477,757.27	
1105517	1613734	12/10/2015	270	292,224.00	
1105435	1613663	12/10/2015	270	254,500.00	
1105405	1613642	12/10/2015	270	254,369.29	
1105418	1613650	12/10/2015	270	228,859.20	
1105406	1613643	12/10/2015	270	224,298.75	
1105479	1613700	12/10/2015	270	194,234.26	
1105481	1613702	12/10/2015	270	168,909.36	
1105420	1613651	12/10/2015	270	163,264.82	
1105412	1613647	12/10/2015	270	135,292.38	
1105521	1613738	12/10/2015	270	84,620.40	
1105426	1613654	12/10/2015	270	78,089.89	
1105429	152701208 AIRS TA	12/10/2015	270	77,519.49	
1105470	1613693	12/10/2015	270	77,077.50	
1105408	1613644	12/10/2015	270	76,272.17	
1105518	1613735	12/10/2015	270	67,260.25	
1105410	1613645	12/10/2015	270	58,420.25	
1105431	1613658	12/10/2015	270	52,492.86	
1105427	1613655	12/10/2015	270	52,327.91	
1105463	1613689	12/10/2015	270	45,222.70	
1105424	1613653	12/10/2015	270	44,437.45	
1105467	1613690	12/10/2015	270	40,200.73	
1105482	1613703	12/10/2015	270	30,000.00	
1105471	1613694	12/10/2015	270	26,102.50	
1105501	1613721	12/10/2015	270	23,141.13	
1105483	1613704	12/10/2015	270	22,305.85	
1105519	1613736	12/10/2015	270	22,292.21	
1105472	1613695	12/10/2015	270	19,406.45	
1105414	1613648	12/10/2015	270	19,370.08	
1105439	1613665	12/10/2015	270	19,122.00	
1105513	1613731	12/10/2015	270	17,299.40	
1105411	1613646	12/10/2015	270	16,573.00	

Run Date: 12/31/2015
 Run Time: 3:29:02PM

Demand Account Activity

Start Date: 7/1/2015 End Date: 12/31/2015

Page: 160
 User: 0

Jnl. Entry	Ref #	Trx. Date	Ledger	Debit Amount	Credit Amount
1105578	1613789	12/10/2015	270	13,780.48	
1105484	1613705	12/10/2015	270	8,829.40	
1105468	1613691	12/10/2015	270	8,525.00	
1105485	1613706	12/10/2015	270	7,665.33	
1105486	1613707	12/10/2015	270	7,365.14	
1105487	1613708	12/10/2015	270	7,208.37	
1105489	1613709	12/10/2015	270	6,288.02	
1105490	1613710	12/10/2015	270	6,253.30	
1105430	1613657	12/10/2015	270	5,776.32	
1105447	1613669	12/10/2015	270	5,340.00	
1105580	1613792	12/10/2015	270	5,287.86	
1105491	1613711	12/10/2015	270	4,962.50	
1105500	1613720	12/10/2015	270	4,582.90	
1105492	1613712	12/10/2015	270	4,163.00	
1105522	1613739	12/10/2015	270	4,005.00	
1105493	1613713	12/10/2015	270	3,924.57	
1105480	1613701	12/10/2015	270	3,413.92	
1104302	1613634	12/10/2015	270	3,216.75	
1105474	1613698	12/10/2015	270	2,750.91	
1105469	1613692	12/10/2015	270	2,151.75	
1105433	152701209 AIRS DE	12/10/2015	270	2,035.60	
1105494	1613714	12/10/2015	270	1,871.75	
1105520	1613737	12/10/2015	270	1,778.07	
1105441	1613666	12/10/2015	270	1,520.00	
1105523	1613740	12/10/2015	270	1,152.10	
1105428	1613656	12/10/2015	270	1,048.93	
1105448	1613670	12/10/2015	270	1,020.00	
1105444	1613667	12/10/2015	270	768.50	
1105516	1613733	12/10/2015	270	687.50	
1105462	1613688	12/10/2015	270	475.00	
1105495	1613715	12/10/2015	270	383.00	
1105496	1613716	12/10/2015	270	325.00	
1105576	1613791	12/10/2015	270	294.77	
1105497	1613717	12/10/2015	270	252.00	
1105499	1613719	12/10/2015	270	182.50	
1105498	1613718	12/10/2015	270	120.00	
1105446	1613668	12/10/2015	270	90.00	
1105515	1613732	12/10/2015	270	64.15	
1105573	1613790	12/10/2015	270	52.08	
1105577	1613788	12/10/2015	270	17.44	
1104305	DFA EFT REV 12/10	12/10/2015	270		0.40
1105396	152701201	12/10/2015	270		13,755,000.00
1105398	152701203	12/10/2015	270		49,999,236.11
1105399	152701204	12/10/2015	270		47.81
1105443	DFA EFT REV 12/10	12/10/2015	270		3,274.11
1105434	152701206	12/10/2015	270		49,484,008.44
1105440	152701211	12/10/2015	270		20,000,000.00
1105514	152701210	12/10/2015	270		50,000,000.00
1105927	152701206	12/11/2015	270	120,673,749.16	
1105984	152601201	12/11/2015	270	109,000,000.00	
1105851	152701207 AIRS TA	12/11/2015	270	18,359,075.91	
1105905	1613851	12/11/2015	270	10,035,199.77	
1105803	153001202	12/11/2015	270	6,000,000.00	
1105895	1613841	12/11/2015	270	5,543,169.74	
1106030	152601202	12/11/2015	270	5,000,000.00	
1105926	152701205	12/11/2015	270	4,997,666.67	

Run Date: 12/31/2015
Run Time: 3:29:02PM

Demand Account Activity

Start Date: 7/1/2015 End Date: 12/31/2015

Page: 161
User: 0

Jnl. Entry	Ref #	Trx. Date	Ledger	Debit Amount	Credit Amount
1106024	Correct Journal Entr	12/11/2015	270	4,997,666.67	
1105904	1613850	12/11/2015	270	2,032,337.06	
1105893	1613839	12/11/2015	270	1,500,000.00	
1105923	1613862	12/11/2015	270	1,227,276.45	
1106004	1613933	12/11/2015	270	1,186,681.06	
1106019	152301201	12/11/2015	270	1,000,000.00	
1105916	1613855	12/11/2015	270	502,380.63	
1106012	1613943	12/11/2015	270	467,998.86	
1105924	1613863	12/11/2015	270	410,817.51	
1105903	1613849	12/11/2015	270	192,313.77	
1106014	1613944	12/11/2015	270	189,586.83	
1105946	1613872	12/11/2015	270	161,784.60	
1105591	1613803	12/11/2015	270	127,595.98	
1105856	1613804	12/11/2015	270	119,319.63	
1106005	1613934	12/11/2015	270	90,104.00	
1105914	1613853	12/11/2015	270	77,306.95	
1105896	1613842	12/11/2015	270	54,234.56	
1105857	1613805	12/11/2015	270	53,413.45	
1105892	1613838	12/11/2015	270	51,375.52	
1105858	1613806	12/11/2015	270	50,881.29	
1106010	1613942	12/11/2015	270	45,583.27	
1105917	1613856	12/11/2015	270	37,033.31	
1105918	1613857	12/11/2015	270	29,358.31	
1105852	152701208 AIRS TA	12/11/2015	270	24,253.43	
1105945	1613871	12/11/2015	270	22,321.54	
1105919	1613858	12/11/2015	270	21,453.42	
1105862	1613809	12/11/2015	270	16,582.93	
1105881	1613940	12/11/2015	270	16,134.05	
1106007	1613936	12/11/2015	270	15,327.80	
1105920	1613859	12/11/2015	270	11,886.02	
1105947	1613873	12/11/2015	270	10,075.41	
1105943	1613869	12/11/2015	270	8,971.75	
1106009	1613937	12/11/2015	270	8,730.00	
1105950	1613883	12/11/2015	270	8,681.00	
1105964	1613948	12/11/2015	270	8,298.83	
1106011	1613938	12/11/2015	270	7,274.05	
1105899	1613845	12/11/2015	270	6,970.00	
1105901	1613847	12/11/2015	270	6,750.00	
1106003	1613932	12/11/2015	270	6,081.14	
1105915	1613854	12/11/2015	270	5,044.31	
1105884	1613864	12/11/2015	270	4,624.67	
1105948	1613874	12/11/2015	270	4,602.30	
1105949	1613875	12/11/2015	270	4,375.00	
1105894	1613840	12/11/2015	270	3,672.52	
1106006	1613935	12/11/2015	270	3,357.73	
1105939	1613867	12/11/2015	270	2,850.00	
1105859	1613807	12/11/2015	270	1,391.67	
1105595	1613817	12/11/2015	270	827.97	
1105935	1613865	12/11/2015	270	803.50	
1105921	1613860	12/11/2015	270	737.71	
1105944	1613870	12/11/2015	270	730.00	
1105900	1613846	12/11/2015	270	600.00	
1105853	152701209 AIRS D€	12/11/2015	270	591.47	
1105941	1613868	12/11/2015	270	540.00	
1105922	1613861	12/11/2015	270	505.68	
1105864	1613811	12/11/2015	270	419.84	

Run Date: 12/31/2015
 Run Time: 3:29:02PM

Demand Account Activity

Start Date: 7/1/2015 End Date: 12/31/2015

Page: 162
 User: 0

Jnl. Entry	Ref #	Trx. Date	Ledger	Debit Amount	Credit Amount
1105863	1613810	12/11/2015	270	401.15	
1106013	1613939	12/11/2015	270	377.50	
1105872	1613820	12/11/2015	270	358.31	
1105865	1613812	12/11/2015	270	330.00	
1105902	1613848	12/11/2015	270	325.00	
1106016	1613945	12/11/2015	270	250.00	
1105897	1613843	12/11/2015	270	175.00	
1106017	1613946	12/11/2015	270	142.50	
1105938	1613866	12/11/2015	270	130.00	
1105898	1613844	12/11/2015	270	106.25	
1105870	1613818	12/11/2015	270	90.00	
1106008	1613941	12/11/2015	270	70.00	
1105860	1613808	12/11/2015	270	63.35	
1105871	1613819	12/11/2015	270	23.90	
1105866	1613813	12/11/2015	270	20.50	
1105867	1613814	12/11/2015	270	20.45	
1105868	1613815	12/11/2015	270	18.85	
1105869	1613816	12/11/2015	270	18.00	
1105798	DFA EFT REV 12/1'	12/11/2015	270		733.48
1105804	152701201	12/11/2015	270		5,543,169.74
1105805	152701202	12/11/2015	270		1,121,000.00
1105810	152701203	12/11/2015	270		283.80
1105861	152701204	12/11/2015	270		277,862,471.09
1106022	Back Out Journal Er	12/11/2015	270		4,997,666.67
1106029	CORRECTION ENT	12/11/2015	270		4,997,666.67
1106315	162701204EFT AIR:	12/14/2015	270	23,796,286.15	
1106329	162701210	12/14/2015	270	15,000,000.00	
1106419	162701211	12/14/2015	270	15,000,000.00	
1106351	1614000	12/14/2015	270	12,007,053.71	
1106313	162701202	12/14/2015	270	6,000,000.00	
1106421	162701212	12/14/2015	270	1,000,000.00	
1106417	1614057	12/14/2015	270	517,961.05	
1106347	1613997	12/14/2015	270	360,605.70	
1106349	1613998	12/14/2015	270	314,876.00	
1106350	1613999	12/14/2015	270	162,522.23	
1106372	1614019	12/14/2015	270	145,380.41	
1106285	1613960	12/14/2015	270	144,062.85	
1106379	1614026	12/14/2015	270	124,071.52	
1106416	1614056	12/14/2015	270	60,407.00	
1106403	1614052	12/14/2015	270	51,583.63	
1106293	1613958	12/14/2015	270	46,604.66	
1106291	1613963	12/14/2015	270	42,000.00	
1106289	1613962	12/14/2015	270	40,913.69	
1106039	1613959	12/14/2015	270	34,999.90	
1106357	1614004	12/14/2015	270	34,758.12	
1106376	1614023	12/14/2015	270	25,360.55	
1106294	1614016	12/14/2015	270	23,285.84	
1106358	1614005	12/14/2015	270	22,487.22	
1106354	1614001	12/14/2015	270	18,726.59	
1106388	1614035	12/14/2015	270	14,459.65	
1106359	1614006	12/14/2015	270	13,695.00	
1106380	1614027	12/14/2015	270	8,610.00	
1106362	1614009	12/14/2015	270	5,199.50	
1106345	1613996	12/14/2015	270	4,625.92	
1106287	1613961	12/14/2015	270	4,121.22	
1106377	1614024	12/14/2015	270	3,442.45	

Run Date: 12/31/2015
 Run Time: 3:29:02PM

Demand Account Activity

Start Date: 7/1/2015 End Date: 12/31/2015

Page: 163
 User: 0

Jnl. Entry	Ref #	Trx. Date	Ledger	Debit Amount	Credit Amount
1106374	1614021	12/14/2015	270	2,092.15	
1106364	1614011	12/14/2015	270	1,975.00	
1106373	1614020	12/14/2015	270	1,346.15	
1106414	1614054	12/14/2015	270	965.99	
1106371	1614018	12/14/2015	270	848.54	
1106366	1614013	12/14/2015	270	811.75	
1106363	1614010	12/14/2015	270	420.00	
1106365	1614012	12/14/2015	270	380.00	
1106355	1614002	12/14/2015	270	367.57	
1106369	1614017	12/14/2015	270	312.29	
1106378	1614025	12/14/2015	270	292.50	
1106389	1614036	12/14/2015	270	289.77	
1106360	1614007	12/14/2015	270	153.25	
1106375	1614022	12/14/2015	270	144.06	
1106356	1614003	12/14/2015	270	136.61	
1106413	1614053	12/14/2015	270	124.00	
1106286	1613955	12/14/2015	270	120.00	
1106361	1614008	12/14/2015	270	115.50	
1106368	1614015	12/14/2015	270	84.00	
1106367	1614014	12/14/2015	270	80.00	
1106290	1613957	12/14/2015	270	70.00	
1106415	1614055	12/14/2015	270	51.00	
1106288	1613956	12/14/2015	270	38.25	
1106316	162701205	12/14/2015	270		48,833,519.12
1106325	162701206	12/14/2015	270		4,997,044.44
1106312	162701201	12/14/2015	270		886,000.00
1106328	DFA EFT REV 12/14	12/14/2015	270		1,249.00
1106346	162701209	12/14/2015	270		19,864,847.75
1106745	152701207 AIRS TA	12/15/2015	270	40,755,752.45	
1106869	152801201	12/15/2015	270	22,000,000.00	
1106825	153001206	12/15/2015	270	10,000,000.00	
1106728	153001204	12/15/2015	270	7,000,000.00	
1106802	1614198	12/15/2015	270	5,181,415.11	
1106911	1614220	12/15/2015	270	2,566,368.62	
1106900	152601201	12/15/2015	270	2,000,000.00	
1106872	1614200	12/15/2015	270	1,272,120.78	
1106870	1614197	12/15/2015	270	646,000.00	
1106845	1614165	12/15/2015	270	366,671.09	
1106913	1614222	12/15/2015	270	300,000.00	
1106846	1614166	12/15/2015	270	281,307.72	
1106918	152701215	12/15/2015	270	186,377.33	
1106876	1614207	12/15/2015	270	169,353.53	
1106844	1614164	12/15/2015	270	127,331.40	
1106912	1614221	12/15/2015	270	127,160.60	
1106835	1614160	12/15/2015	270	107,070.60	
1106768	1614099	12/15/2015	270	78,880.00	
1106781	1614112	12/15/2015	270	69,387.04	
1106851	1614172	12/15/2015	270	65,743.80	
1106885	1614202	12/15/2015	270	60,363.00	
1106850	1614171	12/15/2015	270	52,092.16	
1106867	1614196	12/15/2015	270	51,158.51	
1106747	152701208 AIRS TA	12/15/2015	270	47,094.93	
1106838	1614161	12/15/2015	270	41,267.32	
1106789	1614120	12/15/2015	270	39,216.10	
1106875	1614206	12/15/2015	270	35,819.28	
1106849	1614169	12/15/2015	270	33,797.40	

Run Date: 12/31/2015
Run Time: 3:29:02PM

Demand Account Activity

Start Date: 7/1/2015 End Date: 12/31/2015

Page: 164
User: 0

Jnl. Entry	Ref #	Trx. Date	Ledger	Debit Amount	Credit Amount
1106884	1614201	12/15/2015	270	28,285.59	
1106788	1614119	12/15/2015	270	24,809.20	
1106916	1614225	12/15/2015	270	23,134.98	
1106769	1614100	12/15/2015	270	22,825.00	
1106787	1614118	12/15/2015	270	22,279.45	
1106854	1614175	12/15/2015	270	20,106.36	
1106780	1614111	12/15/2015	270	18,853.17	
1106767	1614098	12/15/2015	270	18,115.00	
1106840	1614162	12/15/2015	270	11,844.53	
1106786	1614117	12/15/2015	270	10,568.93	
1106782	1614113	12/15/2015	270	10,279.00	
1106880	1614194	12/15/2015	270	10,101.46	
1106771	1614102	12/15/2015	270	9,830.00	
1106914	1614223	12/15/2015	270	8,860.00	
1106776	1614107	12/15/2015	270	8,580.00	
1106910	1614219	12/15/2015	270	8,500.00	
1106871	1614199	12/15/2015	270	8,348.03	
1106833	1614159	12/15/2015	270	7,423.76	
1106772	1614103	12/15/2015	270	7,280.00	
1106853	1614174	12/15/2015	270	6,654.51	
1106770	1614101	12/15/2015	270	6,570.00	
1106774	1614105	12/15/2015	270	6,150.00	
1106785	1614116	12/15/2015	270	6,141.08	
1106784	1614115	12/15/2015	270	5,413.23	
1106879	1614193	12/15/2015	270	5,285.60	
1106741	1614090	12/15/2015	270	5,277.87	
1106756	1614091	12/15/2015	270	4,810.25	
1106852	1614173	12/15/2015	270	4,460.40	
1106858	1614179	12/15/2015	270	3,153.50	
1106755	1614203	12/15/2015	270	3,098.87	
1106915	1614224	12/15/2015	270	2,960.00	
1106856	1614177	12/15/2015	270	2,810.83	
1106860	1614180	12/15/2015	270	2,379.00	
1106778	1614109	12/15/2015	270	2,267.00	
1106855	1614176	12/15/2015	270	2,243.81	
1106831	1614158	12/15/2015	270	2,161.56	
1106762	1614093	12/15/2015	270	1,975.00	
1106766	1614097	12/15/2015	270	1,913.00	
1106857	1614178	12/15/2015	270	1,633.00	
1106779	1614110	12/15/2015	270	1,519.00	
1106842	1614163	12/15/2015	270	1,260.00	
1106866	1614184	12/15/2015	270	991.43	
1106861	1614181	12/15/2015	270	836.96	
1106748	152701209 AIRS DE	12/15/2015	270	787.13	
1106881	1614195	12/15/2015	270	660.00	
1106783	1614114	12/15/2015	270	649.19	
1106847	1614167	12/15/2015	270	631.16	
1106777	1614108	12/15/2015	270	625.00	
1106848	1614168	12/15/2015	270	558.60	
1106863	1614182	12/15/2015	270	542.00	
1106773	1614104	12/15/2015	270	525.00	
1106764	1614095	12/15/2015	270	464.25	
1106757	1614092	12/15/2015	270	390.00	
1106763	1614094	12/15/2015	270	380.00	
1106822	1614185	12/15/2015	270	317.00	
1106775	1614106	12/15/2015	270	300.00	

Run Date: 12/31/2015
 Run Time: 3:29:02PM

Demand Account Activity

Start Date: 7/1/2015 End Date: 12/31/2015

Page: 165
 User: 0

Jnl. Entry	Ref #	Trx. Date	Ledger	Debit Amount	Credit Amount
1106836	1614186	12/15/2015	270	234.00	
1106865	1614183	12/15/2015	270	200.00	
1106791	1614122	12/15/2015	270	150.00	
1106818	1614157	12/15/2015	270	100.00	
1106790	1614121	12/15/2015	270	75.00	
1106883	1614170	12/15/2015	270	58.87	
1106765	1614096	12/15/2015	270	50.00	
1106874	1614205	12/15/2015	270	28.54	
1106878	1614192	12/15/2015	270	24.00	
1106873	1614204	12/15/2015	270	23.60	
1106877	1614191	12/15/2015	270	16.00	
1106868	1614190	12/15/2015	270	8.00	
1106859	1614187	12/15/2015	270	4.00	
1106862	1614188	12/15/2015	270	4.00	
1106864	1614189	12/15/2015	270	4.00	
1106435	DFA EFT REV 12-1!	12/15/2015	270		4,788.71
1106729	152701201	12/15/2015	270		0.30
1106731	152701202	12/15/2015	270		1,478,608.00
1106823	152701203	12/15/2015	270		32,471,939.27
1106824	152701204	12/15/2015	270		60,772,115.08
1107254	152701207 AIRS TA	12/16/2015	270	133,216,799.54	
1106929	1614233	12/16/2015	270	4,592,729.80	
1107314	152601201	12/16/2015	270	4,000,000.00	
1107381	152801201	12/16/2015	270	4,000,000.00	
1107275	1614270	12/16/2015	270	1,206,981.31	
1107225	152701201	12/16/2015	270	1,070,000.00	
1107379	152301202	12/16/2015	270	1,000,000.00	
1107278	1614273	12/16/2015	270	887,136.06	
1107344	1614313	12/16/2015	270	827,695.59	
1107282	1614280	12/16/2015	270	165,557.56	
1107290	1614285	12/16/2015	270	127,679.59	
1107277	1614272	12/16/2015	270	99,007.48	
1107276	1614271	12/16/2015	270	90,766.00	
1106928	1614232	12/16/2015	270	36,143.16	
1106925	1614229	12/16/2015	270	33,363.24	
1107295	1614290	12/16/2015	270	28,424.39	
1106926	1614230	12/16/2015	270	28,153.35	
1107280	1614279	12/16/2015	270	26,365.23	
1107287	1614276	12/16/2015	270	16,166.10	
1107294	1614289	12/16/2015	270	16,165.66	
1107281	1614274	12/16/2015	270	12,664.59	
1107279	1614278	12/16/2015	270	8,941.85	
1107273	1614277	12/16/2015	270	7,482.50	
1107289	1614299	12/16/2015	270	6,195.30	
1107297	1614291	12/16/2015	270	5,757.75	
1107304	1614297	12/16/2015	270	5,320.68	
1107296	1614306	12/16/2015	270	3,835.00	
1107285	1614282	12/16/2015	270	2,344.33	
1107288	1614284	12/16/2015	270	2,240.40	
1107283	1614281	12/16/2015	270	2,225.06	
1107299	1614293	12/16/2015	270	1,925.00	
1106921	1614228	12/16/2015	270	1,480.00	
1107286	1614283	12/16/2015	270	1,046.55	
1107302	1614295	12/16/2015	270	809.25	
1107293	1614288	12/16/2015	270	731.40	
1106927	1614231	12/16/2015	270	689.52	

Run Date: 12/31/2015
 Run Time: 3:29:02PM

Demand Account Activity

Start Date: 7/1/2015 End Date: 12/31/2015

Page: 166
 User: 0

Jnl. Entry	Ref #	Trx. Date	Ledger	Debit Amount	Credit Amount
1107298	1614292	12/16/2015	270	490.00	
1107300	1614294	12/16/2015	270	370.00	
1107291	1614286	12/16/2015	270	362.50	
1107320	1614308	12/16/2015	270	342.98	
1107305	1614298	12/16/2015	270	265.00	
1107284	1614275	12/16/2015	270	251.60	
1107303	1614296	12/16/2015	270	190.00	
1107364	1614315	12/16/2015	270	123.00	
1107363	1614314	12/16/2015	270	75.00	
1107366	1614316	12/16/2015	270	75.00	
1107292	1614287	12/16/2015	270	70.40	
1107319	1614307	12/16/2015	270	8.50	
1107226	152701202	12/16/2015	270		1,663,000.00
1107227	152701203	12/16/2015	270		4,592,729.80
1107228	152701204	12/16/2015	270		129,540,353.50
1107256	DFA EFT REV 12/1	12/16/2015	270		1,439.85
1107257	152701204	12/16/2015	270		15,448,287.05
1108010	152701207 AIRS AX	12/17/2015	270	71,104,432.48	
1108120	1614430	12/17/2015	270	51,136,377.29	
1108081	152701205	12/17/2015	270	15,600,000.00	
1107989	153001203	12/17/2015	270	12,000,000.00	
1108150	152801201	12/17/2015	270	10,000,000.00	
1108004	1614338	12/17/2015	270	9,215,623.78	
1108082	152701206	12/17/2015	270	3,000,000.00	
1108084	152701212	12/17/2015	270	900,000.00	
1108121	1614431	12/17/2015	270	591,002.23	
1108020	152701202	12/17/2015	270	565,380.58	
1108090	1614404	12/17/2015	270	411,756.99	
1108013	152701208 AIRS TA	12/17/2015	270	223,984.15	
1108083	152701211	12/17/2015	270	150,000.00	
1108085	152701213	12/17/2015	270	150,000.00	
1108091	1614405	12/17/2015	270	124,285.96	
1108117	1614427	12/17/2015	270	113,082.00	
1108001	1614337	12/17/2015	270	96,021.33	
1108008	1614340	12/17/2015	270	84,706.34	
1108092	1614406	12/17/2015	270	77,037.12	
1108047	1614371	12/17/2015	270	71,915.00	
1108161	1614462	12/17/2015	270	61,913.20	
1108114	1614424	12/17/2015	270	53,246.43	
1108159	1614469	12/17/2015	270	51,807.81	
1108122	1614432	12/17/2015	270	41,115.03	
1108160	1614472	12/17/2015	270	37,000.00	
1108123	1614433	12/17/2015	270	36,236.76	
1108162	1614470	12/17/2015	270	35,540.07	
1108119	1614429	12/17/2015	270	34,160.07	
1108018	152701210 AIRS DE	12/17/2015	270	34,081.71	
1108094	1614408	12/17/2015	270	32,685.84	
1108015	1614345	12/17/2015	270	32,074.80	
1108002	1614336	12/17/2015	270	28,490.91	
1108031	1614356	12/17/2015	270	25,500.00	
1108048	1614372	12/17/2015	270	22,410.00	
1108038	1614362	12/17/2015	270	21,126.50	
1108012	1614343	12/17/2015	270	15,463.61	
1108095	1614409	12/17/2015	270	12,839.93	
1108037	1614361	12/17/2015	270	12,357.25	
1108009	1614341	12/17/2015	270	9,772.00	

Run Date: 12/31/2015
 Run Time: 3:29:02PM

Demand Account Activity

Page: 167
 User: 0

Start Date: 7/1/2015 End Date: 12/31/2015

Jnl. Entry	Ref #	Trx. Date	Ledger	Debit Amount	Credit Amount
1108033	1614357	12/17/2015	270	9,520.00	
1108126	1614436	12/17/2015	270	9,113.38	
1108124	1614434	12/17/2015	270	7,416.51	
1108164	1614463	12/17/2015	270	7,125.82	
1108168	1614464	12/17/2015	270	6,500.00	
1108035	1614359	12/17/2015	270	6,120.00	
1108096	1614410	12/17/2015	270	5,620.28	
1107997	1614334	12/17/2015	270	5,362.00	
1108170	1614466	12/17/2015	270	5,089.52	
1108169	1614465	12/17/2015	270	4,639.50	
1108040	1614364	12/17/2015	270	4,545.00	
1108127	1614437	12/17/2015	270	4,228.26	
1108098	1614412	12/17/2015	270	4,208.00	
1107999	1614335	12/17/2015	270	4,000.00	
1108118	1614428	12/17/2015	270	3,578.54	
1108128	1614438	12/17/2015	270	3,136.88	
1108115	1614425	12/17/2015	270	2,979.70	
1108099	1614413	12/17/2015	270	2,521.00	
1107996	1614333	12/17/2015	270	2,220.00	
1108100	1614414	12/17/2015	270	2,131.00	
1108089	1614403	12/17/2015	270	2,022.07	
1108109	1614471	12/17/2015	270	2,011.40	
1108097	1614411	12/17/2015	270	2,005.24	
1108039	1614363	12/17/2015	270	1,740.00	
1108014	1614344	12/17/2015	270	1,677.41	
1108102	1614415	12/17/2015	270	1,525.00	
1108166	1614474	12/17/2015	270	1,222.91	
1108016	152701209 AIRS DE	12/17/2015	270	1,118.93	
1108036	1614360	12/17/2015	270	1,025.00	
1108041	1614365	12/17/2015	270	870.00	
1108042	1614366	12/17/2015	270	810.75	
1108006	1614339	12/17/2015	270	498.00	
1108011	1614342	12/17/2015	270	490.18	
1108116	1614426	12/17/2015	270	450.00	
1108104	1614416	12/17/2015	270	426.26	
1108107	1614417	12/17/2015	270	359.02	
1108171	1614467	12/17/2015	270	308.46	
1108108	1614418	12/17/2015	270	303.00	
1108106	1614419	12/17/2015	270	300.00	
1108045	1614369	12/17/2015	270	288.34	
1108110	1614420	12/17/2015	270	262.00	
1108093	1614407	12/17/2015	270	185.29	
1108034	1614358	12/17/2015	270	175.00	
1108044	1614368	12/17/2015	270	165.08	
1108155	1614468	12/17/2015	270	148.02	
1108046	1614370	12/17/2015	270	144.75	
1108163	1614473	12/17/2015	270	143.91	
1108043	1614367	12/17/2015	270	115.00	
1108125	1614435	12/17/2015	270	76.32	
1108111	1614421	12/17/2015	270	50.00	
1108158	1614461	12/17/2015	270	43.50	
1108112	1614422	12/17/2015	270	35.00	
1108113	1614423	12/17/2015	270	12.00	
1107991	152701201	12/17/2015	270		1,075,000.00
1108028	DFA EFT REV 12-1;	12/17/2015	270		15,835.29
1108021	152701203	12/17/2015	270		28,552,100.62

Run Date: 12/31/2015
 Run Time: 3:29:02PM

Demand Account Activity

Start Date: 7/1/2015 End Date: 12/31/2015

Page: 168
 User: 0

Jnl. Entry	Ref #	Trx. Date	Ledger	Debit Amount	Credit Amount
1108080	152701204	12/17/2015	270		146,280,575.63
1108540	152701203	12/18/2015	270	276,683,944.44	
1108636	153991204	12/18/2015	270	18,926,000.00	
1108505	1614507	12/18/2015	270	18,879,879.73	
1108536	152701207 AIRS TA	12/18/2015	270	10,370,501.74	
1108612	1614604	12/18/2015	270	5,788,911.04	
1108602	1614565	12/18/2015	270	2,565,162.96	
1108469	1614483	12/18/2015	270	2,143,348.17	
1108616	1614573	12/18/2015	270	1,492,343.96	
1108626	1614612	12/18/2015	270	900,000.00	
1108611	1614572	12/18/2015	270	455,464.25	
1108581	1614580	12/18/2015	270	244,408.09	
1108595	1614592	12/18/2015	270	169,774.26	
1108605	1614566	12/18/2015	270	141,629.82	
1108493	1614497	12/18/2015	270	137,443.25	
1108587	1614585	12/18/2015	270	125,960.08	
1108483	1614490	12/18/2015	270	107,825.00	
1108625	1614615	12/18/2015	270	96,864.78	
1108596	1614593	12/18/2015	270	63,773.76	
1108481	1614496	12/18/2015	270	62,787.49	
1108567	1614562	12/18/2015	270	54,612.00	
1108474	1614492	12/18/2015	270	52,775.68	
1108484	1614491	12/18/2015	270	47,269.20	
1108500	1614506	12/18/2015	270	47,111.43	
1108479	1614489	12/18/2015	270	45,185.00	
1108586	1614584	12/18/2015	270	42,895.32	
1108499	1614500	12/18/2015	270	20,888.53	
1108497	1614499	12/18/2015	270	18,843.48	
1108606	1614567	12/18/2015	270	15,723.00	
1108610	1614571	12/18/2015	270	11,509.79	
1108573	1614574	12/18/2015	270	10,947.75	
1108589	1614586	12/18/2015	270	9,040.97	
1108576	1614564	12/18/2015	270	7,858.05	
1108478	1614494	12/18/2015	270	7,244.34	
1108496	1614498	12/18/2015	270	7,000.00	
1108585	1614583	12/18/2015	270	6,521.59	
1108495	1614505	12/18/2015	270	6,045.61	
1108590	1614587	12/18/2015	270	5,111.21	
1108501	1614501	12/18/2015	270	4,563.81	
1108470	1614484	12/18/2015	270	4,238.52	
1108476	1614493	12/18/2015	270	4,085.83	
1108584	1614582	12/18/2015	270	3,892.34	
1108486	1614502	12/18/2015	270	2,996.38	
1108591	1614588	12/18/2015	270	2,925.88	
1108575	1614576	12/18/2015	270	2,520.00	
1108624	1614602	12/18/2015	270	2,429.00	
1108599	1614594	12/18/2015	270	2,265.20	
1108520	1614603	12/18/2015	270	2,000.56	
1108489	1614503	12/18/2015	270	1,383.84	
1108583	1614581	12/18/2015	270	1,178.94	
1108607	1614568	12/18/2015	270	1,025.64	
1108623	1614601	12/18/2015	270	932.00	
1108574	1614575	12/18/2015	270	890.00	
1108578	1614578	12/18/2015	270	873.25	
1108621	1614600	12/18/2015	270	814.90	
1108491	1614504	12/18/2015	270	735.00	

Run Date: 12/31/2015
 Run Time: 3:29:02PM

Demand Account Activity

Start Date: 7/1/2015 End Date: 12/31/2015

Page: 169
 User: 0

Jnl. Entry	Ref #	Trx. Date	Ledger	Debit Amount	Credit Amount
1108577	1614577	12/18/2015	270	480.00	
1108480	1614495	12/18/2015	270	346.54	
1108594	1614591	12/18/2015	270	310.00	
1108600	1614595	12/18/2015	270	310.00	
1108592	1614589	12/18/2015	270	208.00	
1108579	1614579	12/18/2015	270	130.00	
1108608	1614569	12/18/2015	270	100.93	
1108593	1614590	12/18/2015	270	77.91	
1108569	1614563	12/18/2015	270	20.81	
1108609	1614570	12/18/2015	270	18.66	
1108521	DFA EFT REV 12/18	12/18/2015	270		377,726.72
1108492	152701201	12/18/2015	270		1,697,000.00
1108494	152701202	12/18/2015	270		18,879,879.93
1108543	152701205	12/18/2015	270		275,554,041.60
1108638	152601201	12/18/2015	270		44,000,000.00
1108922	152701202	12/21/2015	270	105,321,000.00	
1108932	152701207 AIRS TA	12/21/2015	270	33,212,807.68	
1108919	153001203	12/21/2015	270	12,000,000.00	
1108953	1614648	12/21/2015	270	5,049,726.52	
1108997	1614688	12/21/2015	270	1,063,009.73	
1108954	1614649	12/21/2015	270	428,224.15	
1108955	1614650	12/21/2015	270	410,334.63	
1108978	1614672	12/21/2015	270	389,329.37	
1108991	1614682	12/21/2015	270	268,012.00	
1109035	152701206	12/21/2015	270	182,978.17	
1108947	1614642	12/21/2015	270	181,139.45	
1108956	1614651	12/21/2015	270	175,829.44	
1108979	1614673	12/21/2015	270	168,234.80	
1108980	1614674	12/21/2015	270	120,771.86	
1108950	1614645	12/21/2015	270	64,327.57	
1108973	1614667	12/21/2015	270	52,686.46	
1109004	1614694	12/21/2015	270	43,185.56	
1108938	1614633	12/21/2015	270	37,191.89	
1108949	1614644	12/21/2015	270	34,269.18	
1108976	1614670	12/21/2015	270	30,345.18	
1108951	1614646	12/21/2015	270	25,795.94	
1108939	1614634	12/21/2015	270	24,750.00	
1109003	1614693	12/21/2015	270	24,642.45	
1108952	1614647	12/21/2015	270	22,942.44	
1108649	1614630	12/21/2015	270	15,811.62	
1108942	1614637	12/21/2015	270	14,997.34	
1108934	152701209 AIRS DE	12/21/2015	270	12,943.04	
1108981	1614675	12/21/2015	270	10,000.00	
1109018	1614709	12/21/2015	270	8,542.20	
1109048	1614733	12/21/2015	270	7,230.00	
1108940	1614635	12/21/2015	270	6,499.94	
1108943	1614638	12/21/2015	270	6,227.14	
1108996	1614687	12/21/2015	270	5,847.53	
1108967	1614661	12/21/2015	270	5,538.75	
1108944	1614639	12/21/2015	270	4,635.00	
1108945	1614640	12/21/2015	270	4,032.61	
1108946	1614641	12/21/2015	270	3,836.42	
1108977	1614671	12/21/2015	270	3,224.91	
1108982	1614676	12/21/2015	270	2,828.00	
1108948	1614643	12/21/2015	270	2,580.00	
1109017	1614708	12/21/2015	270	2,181.81	

Run Date: 12/31/2015
 Run Time: 3:29:02PM

Demand Account Activity

Page: 170
 User: 0

Start Date: 7/1/2015 End Date: 12/31/2015

Jnl. Entry	Ref #	Trx. Date	Ledger	Debit Amount	Credit Amount
1108969	1614663	12/21/2015	270	2,025.00	
1108933	152701208 AIRSTA	12/21/2015	270	2,016.23	
1108975	1614669	12/21/2015	270	1,681.50	
1108971	1614665	12/21/2015	270	909.00	
1108957	1614652	12/21/2015	270	810.00	
1108959	1614654	12/21/2015	270	603.61	
1109047	1614732	12/21/2015	270	525.00	
1108968	1614662	12/21/2015	270	450.00	
1108941	1614636	12/21/2015	270	434.33	
1108970	1614664	12/21/2015	270	390.00	
1108958	1614653	12/21/2015	270	328.84	
1108983	1614677	12/21/2015	270	315.00	
1108999	1614689	12/21/2015	270	302.76	
1109000	1614690	12/21/2015	270	292.60	
1109001	1614691	12/21/2015	270	290.99	
1108974	1614668	12/21/2015	270	265.00	
1108994	1614685	12/21/2015	270	261.50	
1108992	1614683	12/21/2015	270	252.00	
1108984	1614678	12/21/2015	270	225.00	
1108937	1614632	12/21/2015	270	198.00	
1108985	1614679	12/21/2015	270	165.00	
1108995	1614686	12/21/2015	270	161.50	
1108986	1614680	12/21/2015	270	154.65	
1108935	1614631	12/21/2015	270	150.00	
1109019	1614710	12/21/2015	270	120.00	
1108987	1614681	12/21/2015	270	106.68	
1108993	1614684	12/21/2015	270	99.75	
1108972	1614666	12/21/2015	270	90.00	
1109002	1614692	12/21/2015	270	20.41	
1109020	1614711	12/21/2015	270	4.25	
1108964	152701204	12/21/2015	270		39,912,603.09
1108921	152701201	12/21/2015	270		1,823,000.00
1108989	152701205	12/21/2015	270		50,469,994.44
1109016	152701206	12/21/2015	270		30,247,720.63
1108936	152701203	12/21/2015	270		35,000,000.00
1109033	8006272	12/21/2015	270		53,310.72
1109034	8006273	12/21/2015	270		369.45
1109073	152801201	12/21/2015	270		2,000,000.00
1109473	1614840	12/22/2015	270	106,841,501.30	
1109413	152701207 AIRS TA	12/22/2015	270	84,493,202.31	
1109399	153001204	12/22/2015	270	19,000,000.00	
1109086	1614759	12/22/2015	270	5,562,904.69	
1109472	1614839	12/22/2015	270	2,166,905.95	
1109508	1614863	12/22/2015	270	1,153,822.34	
1109507	1614862	12/22/2015	270	1,121,024.67	
1109526	152301201	12/22/2015	270	1,000,000.00	
1109448	1614810	12/22/2015	270	581,730.99	
1109098	1614771	12/22/2015	270	490,196.32	
1109445	1614807	12/22/2015	270	471,955.16	
1109424	152701203	12/22/2015	270	459,594.24	
1109087	1614760	12/22/2015	270	170,000.00	
1109088	1614761	12/22/2015	270	170,000.00	
1109449	1614811	12/22/2015	270	133,449.86	
1109434	1614796	12/22/2015	270	105,000.00	
1109471	1614838	12/22/2015	270	101,606.99	
1109432	1614794	12/22/2015	270	79,887.50	

Run Date: 12/31/2015
Run Time: 3:29:02PM

Demand Account Activity

Start Date: 7/1/2015 End Date: 12/31/2015

Page: 171
User: 0

Jnl. Entry	Ref #	Trx. Date	Ledger	Debit Amount	Credit Amount
1109450	1614812	12/22/2015	270	70,624.08	
1109414	152701208 AIRS TA	12/22/2015	270	69,089.76	
1109435	1614797	12/22/2015	270	50,396.35	
1109512	1614866	12/22/2015	270	36,611.57	
1109517	1614876	12/22/2015	270	35,981.14	
1109102	1614775	12/22/2015	270	34,837.25	
1109474	1614841	12/22/2015	270	33,209.30	
1109518	1614877	12/22/2015	270	32,595.36	
1109099	1614772	12/22/2015	270	29,176.26	
1109093	1614766	12/22/2015	270	28,421.83	
1109534	1614878	12/22/2015	270	28,241.74	
1109511	1614865	12/22/2015	270	27,689.11	
1109433	1614795	12/22/2015	270	25,787.50	
1109475	1614842	12/22/2015	270	25,265.56	
1109451	1614813	12/22/2015	270	25,170.18	
1109476	1614843	12/22/2015	270	20,249.57	
1109094	1614767	12/22/2015	270	19,529.89	
1109104	1614777	12/22/2015	270	19,420.00	
1109089	1614762	12/22/2015	270	18,841.18	
1109436	1614798	12/22/2015	270	18,600.00	
1109442	1614804	12/22/2015	270	15,620.69	
1109437	1614799	12/22/2015	270	15,617.61	
1109452	1614814	12/22/2015	270	14,541.97	
1109453	1614815	12/22/2015	270	8,053.63	
1109454	1614816	12/22/2015	270	7,986.14	
1109100	1614773	12/22/2015	270	7,900.00	
1109108	1614782	12/22/2015	270	7,614.75	
1109455	1614817	12/22/2015	270	6,237.00	
1109446	1614808	12/22/2015	270	6,207.61	
1109514	1614875	12/22/2015	270	5,592.64	
1109521	1614881	12/22/2015	270	4,759.35	
1109095	1614768	12/22/2015	270	4,663.24	
1109441	1614803	12/22/2015	270	4,305.45	
1109447	1614809	12/22/2015	270	4,215.29	
1109097	1614770	12/22/2015	270	3,813.38	
1109519	1614879	12/22/2015	270	3,799.65	
1109438	1614800	12/22/2015	270	3,430.00	
1109456	1614818	12/22/2015	270	2,787.54	
1109457	1614819	12/22/2015	270	2,398.66	
1109101	1614774	12/22/2015	270	2,340.50	
1109392	1614784	12/22/2015	270	2,270.00	
1109458	1614820	12/22/2015	270	1,869.08	
1109090	1614763	12/22/2015	270	1,290.00	
1109462	1614824	12/22/2015	270	962.83	
1109416	152701209 AIRS DE	12/22/2015	270	794.93	
1109356	1614783	12/22/2015	270	610.00	
1109439	1614801	12/22/2015	270	600.00	
1109443	1614805	12/22/2015	270	517.57	
1109440	1614802	12/22/2015	270	507.50	
1109103	1614776	12/22/2015	270	475.00	
1109396	1614786	12/22/2015	270	447.25	
1109394	1614785	12/22/2015	270	430.00	
1109096	1614769	12/22/2015	270	425.00	
1109459	1614821	12/22/2015	270	367.03	
1109092	1614765	12/22/2015	270	295.00	
1109477	1614844	12/22/2015	270	274.23	

Run Date: 12/31/2015
 Run Time: 3:29:02PM

Demand Account Activity

Start Date: 7/1/2015 End Date: 12/31/2015

Page: 172
 User: 0

Jnl. Entry	Ref #	Trx. Date	Ledger	Debit Amount	Credit Amount
1109461	1614823	12/22/2015	270	220.00	
1109522	1614882	12/22/2015	270	178.73	
1109398	1614787	12/22/2015	270	60.00	
1109510	1614864	12/22/2015	270	48.50	
1109444	1614806	12/22/2015	270	47.73	
1109520	1614880	12/22/2015	270	20.81	
1109417	152701210 AIRS DE	12/22/2015	270	5.00	
1109460	1614822	12/22/2015	270	4.87	
1109091	1614764	12/22/2015	270	4.25	
1109109	DFA EFT REV 12/22	12/22/2015	270		36,159.39
1109401	152701201	12/22/2015	270		2,647,000.00
1109402	152701202	12/22/2015	270		153,246,594.44
1109482	152701204	12/22/2015	270		68,063,031.80
1110616	152701204	12/23/2015	270	52,747,640.37	
1109807	152701207 AIRS TA	12/23/2015	270	52,707,447.02	
1110615	1614914	12/23/2015	270	24,199,003.56	
1109786	153001204	12/23/2015	270	10,000,000.00	
1110710	1614994	12/23/2015	270	6,215,660.11	
1110705	1614992	12/23/2015	270	1,359,381.12	
1110697	1614989	12/23/2015	270	1,090,561.64	
1110633	1614926	12/23/2015	270	697,896.53	
1110740	152301201	12/23/2015	270	500,000.00	
1110709	1614993	12/23/2015	270	409,127.27	
1110718	1615002	12/23/2015	270	229,734.27	
1110617	1614915	12/23/2015	270	219,358.51	
1110620	1614916	12/23/2015	270	167,101.50	
1110614	1614913	12/23/2015	270	164,338.67	
1110613	1614912	12/23/2015	270	143,852.75	
1110689	1614974	12/23/2015	270	101,574.38	
1110692	1614977	12/23/2015	270	77,952.31	
1110612	1614911	12/23/2015	270	74,317.00	
1109808	152701208 AIRS TA	12/23/2015	270	56,262.56	
1110711	1614995	12/23/2015	270	49,765.32	
1110739	1614976	12/23/2015	270	48,345.44	
1110700	1614982	12/23/2015	270	31,126.70	
1110634	1614927	12/23/2015	270	28,072.47	
1110734	1615021	12/23/2015	270	25,039.38	
1110611	1614910	12/23/2015	270	21,346.85	
1110628	1614921	12/23/2015	270	19,217.94	
1110596	152701210 AIRS DE	12/23/2015	270	19,130.14	
1110627	1614920	12/23/2015	270	13,925.60	
1110735	1615022	12/23/2015	270	10,700.17	
1110626	1614919	12/23/2015	270	8,895.06	
1110624	1614918	12/23/2015	270	8,013.17	
1110599	152701203	12/23/2015	270	7,593.75	
1110606	1614905	12/23/2015	270	6,693.22	
1110622	1614917	12/23/2015	270	5,504.81	
1110607	1614906	12/23/2015	270	5,227.00	
1110712	1614996	12/23/2015	270	4,949.50	
1110609	1614908	12/23/2015	270	4,698.77	
1110719	1615003	12/23/2015	270	3,784.62	
1110720	1615004	12/23/2015	270	3,784.62	
1110701	1614983	12/23/2015	270	3,434.00	
1110698	1614981	12/23/2015	270	3,378.25	
1110685	1614970	12/23/2015	270	3,197.00	
1110597	152701211 AIRS DE	12/23/2015	270	2,745.00	

Run Date: 12/31/2015
 Run Time: 3:29:02PM

Demand Account Activity

Start Date: 7/1/2015 End Date: 12/31/2015

Page: 173
 User: 0

Jnl. Entry	Ref #	Trx. Date	Ledger	Debit Amount	Credit Amount
1110686	1614971	12/23/2015	270	2,567.00	
1110630	1614923	12/23/2015	270	2,561.37	
1110610	1614909	12/23/2015	270	2,395.83	
1110704	1614985	12/23/2015	270	1,827.20	
1110629	1614922	12/23/2015	270	1,395.00	
1110716	1615000	12/23/2015	270	1,080.00	
1110714	1614998	12/23/2015	270	905.50	
1110731	1615018	12/23/2015	270	625.00	
1110693	1614978	12/23/2015	270	550.00	
1110690	1614975	12/23/2015	270	480.82	
1110503	152701209 AIRS DE	12/23/2015	270	472.17	
1110699	1614990	12/23/2015	270	452.27	
1110713	1614997	12/23/2015	270	420.00	
1110691	1614988	12/23/2015	270	270.00	
1110717	1615001	12/23/2015	270	210.00	
1110695	1614979	12/23/2015	270	170.00	
1110687	1614972	12/23/2015	270	161.75	
1110715	1614999	12/23/2015	270	160.00	
1110608	1614907	12/23/2015	270	150.00	
1110632	1614925	12/23/2015	270	118.80	
1110706	1614986	12/23/2015	270	106.00	
1110696	1614980	12/23/2015	270	100.00	
1110703	1614984	12/23/2015	270	96.80	
1110702	1614991	12/23/2015	270	92.28	
1110732	1615019	12/23/2015	270	90.00	
1110733	1615020	12/23/2015	270	55.97	
1110688	1614973	12/23/2015	270	42.00	
1110707	1614987	12/23/2015	270	24.00	
1110631	1614924	12/23/2015	270	18.38	
1109787	152701201	12/23/2015	270		24,199,003.56
1109789	152701202	12/23/2015	270		3,595.59
1110647	DFA EFT REV 12/23	12/23/2015	270		2,617.10
1110666	152701205	12/23/2015	270		128,139,844.79
1111193	152701202	12/28/2015	270	213,000,000.00	
1111231	152701204	12/28/2015	270	55,920,119.01	
1111248	152701207 AIRS TA	12/28/2015	270	21,215,678.54	
1111189	153001203	12/28/2015	270	18,000,000.00	
1111258	Back Out Journal Er	12/28/2015	270	18,000,000.00	
1111196	152701205	12/28/2015	270	6,000,000.00	
1111223	1615088	12/28/2015	270	4,382,892.78	
1111224	1615089	12/28/2015	270	2,812,731.54	
1111226	1615102	12/28/2015	270	1,148,015.39	
1111219	1615082	12/28/2015	270	1,116,220.18	
1111163	1615051	12/28/2015	270	513,123.12	
1111221	1615087	12/28/2015	270	234,749.65	
1111222	1615083	12/28/2015	270	182,972.35	
1111216	1615079	12/28/2015	270	151,872.40	
1111225	1615090	12/28/2015	270	128,680.70	
1111159	1615050	12/28/2015	270	125,711.62	
1111208	1615084	12/28/2015	270	109,511.56	
1111210	1615074	12/28/2015	270	106,484.10	
1111174	1615055	12/28/2015	270	85,694.29	
1111249	152701208 AIRS TA	12/28/2015	270	79,576.82	
1111166	1615052	12/28/2015	270	78,464.49	
1111169	1615053	12/28/2015	270	78,024.76	
1110766	1615057	12/28/2015	270	54,177.62	

Run Date: 12/31/2015
 Run Time: 3:29:02PM

Demand Account Activity

Page: 174
 User: 0

Start Date: 7/1/2015 End Date: 12/31/2015

Jnl. Entry	Ref #	Trx. Date	Ledger	Debit Amount	Credit Amount
1111170	1615041	12/28/2015	270	52,321.45	
1111215	1615085	12/28/2015	270	46,253.55	
1110767	1615042	12/28/2015	270	39,174.43	
1111172	1615054	12/28/2015	270	31,811.00	
1111239	1615103	12/28/2015	270	22,285.62	
1111207	1615072	12/28/2015	270	17,489.07	
1111180	1615044	12/28/2015	270	14,182.00	
1111168	1615040	12/28/2015	270	10,267.00	
1111251	152701210 AIRS D€	12/28/2015	270	6,766.11	
1111220	1615086	12/28/2015	270	6,252.28	
1111183	1615046	12/28/2015	270	3,475.00	
1111214	1615078	12/28/2015	270	3,221.32	
1111171	1615059	12/28/2015	270	3,164.99	
1111217	1615080	12/28/2015	270	2,301.52	
1111167	1615058	12/28/2015	270	2,248.19	
1111209	1615073	12/28/2015	270	1,828.70	
1111176	1615056	12/28/2015	270	1,751.05	
1111182	1615045	12/28/2015	270	1,120.00	
1111173	1615060	12/28/2015	270	933.00	
1111213	1615077	12/28/2015	270	796.65	
1111181	1615048	12/28/2015	270	795.50	
1111250	152701209 AIRS D€	12/28/2015	270	680.24	
1111165	1615039	12/28/2015	270	650.45	
1111184	1615047	12/28/2015	270	650.00	
1111211	1615075	12/28/2015	270	177.50	
1111212	1615076	12/28/2015	270	135.00	
1111185	1615049	12/28/2015	270	110.00	
1111218	1615081	12/28/2015	270	56.31	
1111178	1615043	12/28/2015	270	42.00	
1111260	152701201	12/28/2015	270	0.20	
1111199	DFA EFT REV 12/28	12/28/2015	270		12,625.17
1111192	152701201	12/28/2015	270		233,960,742.16
1111195	152701203	12/28/2015	270		71,606,000.00
1111252	152701206	12/28/2015	270		2,398,155.15
1111262	152601201	12/28/2015	270		18,000,000.00
1111259	Correct Journal Entr	12/28/2015	270		18,000,000.00
1111670	1615199	12/29/2015	270	38,526,928.37	
1111723	162701206EFT AIR!	12/29/2015	270	35,778,340.28	
1111721	162701205	12/29/2015	270	12,000,000.00	
1111630	1615166	12/29/2015	270	4,348,303.69	
1111751	162701212	12/29/2015	270	1,000,000.00	
1111748	1627012	12/29/2015	270	780,000.00	
1111668	1615195	12/29/2015	270	671,263.34	
1111671	1615196	12/29/2015	270	531,884.73	
1111659	1615200	12/29/2015	270	388,275.09	
1111631	1615167	12/29/2015	270	367,203.75	
1111661	1615201	12/29/2015	270	348,400.26	
1111310	1615144	12/29/2015	270	333,201.49	
1111665	1615204	12/29/2015	270	274,003.71	
1111666	1615205	12/29/2015	270	223,030.63	
1111628	1615164	12/29/2015	270	203,271.75	
1111667	1615206	12/29/2015	270	173,687.90	
1111744	1615254	12/29/2015	270	171,499.07	
1111629	1615165	12/29/2015	270	139,235.00	
1111611	1615149	12/29/2015	270	129,823.71	
1111669	1615207	12/29/2015	270	118,559.60	

Run Date: 12/31/2015
Run Time: 3:29:02PM

Demand Account Activity

Start Date: 7/1/2015 End Date: 12/31/2015

Page: 175
User: 0

Jnl. Entry	Ref #	Trx. Date	Ledger	Debit Amount	Credit Amount
1111621	1615157	12/29/2015	270	109,998.44	
1111694	1615255	12/29/2015	270	39,819.00	
1111276	1615114	12/29/2015	270	34,326.17	
1111305	1615140	12/29/2015	270	28,632.43	
1111663	1615202	12/29/2015	270	26,377.57	
1111673	1615208	12/29/2015	270	24,192.80	
1111704	1615253	12/29/2015	270	18,152.75	
1111610	1615188	12/29/2015	270	15,917.98	
1111291	1615126	12/29/2015	270	15,150.00	
1111731	162701209IRPCCAI	12/29/2015	270	14,081.12	
1111746	1615256	12/29/2015	270	10,921.00	
1111282	1615119	12/29/2015	270	9,800.00	
1111287	1615122	12/29/2015	270	9,790.00	
1111676	1615209	12/29/2015	270	9,781.63	
1111677	1615210	12/29/2015	270	9,661.93	
1111289	1615124	12/29/2015	270	9,600.00	
1111279	1615117	12/29/2015	270	9,150.00	
1111745	1615250	12/29/2015	270	8,920.00	
1111678	1615211	12/29/2015	270	8,508.23	
1111277	1615115	12/29/2015	270	7,740.00	
1111614	1615150	12/29/2015	270	7,564.75	
1111725	162701207CC AIRS	12/29/2015	270	5,971.97	
1111679	1615212	12/29/2015	270	5,031.00	
1111307	1615141	12/29/2015	270	4,710.77	
1111308	1615142	12/29/2015	270	4,231.14	
1111622	1615158	12/29/2015	270	4,052.00	
1111657	1615191	12/29/2015	270	3,978.50	
1111680	1615213	12/29/2015	270	3,248.00	
1111682	1615214	12/29/2015	270	2,876.27	
1111280	1615118	12/29/2015	270	2,869.00	
1111684	1615215	12/29/2015	270	2,810.83	
1111687	1615216	12/29/2015	270	2,401.05	
1111655	1615189	12/29/2015	270	2,082.15	
1111624	1615160	12/29/2015	270	1,695.00	
1111618	1615154	12/29/2015	270	1,604.50	
1111672	1615197	12/29/2015	270	1,592.31	
1111286	1615121	12/29/2015	270	1,360.00	
1111616	1615152	12/29/2015	270	1,245.00	
1111626	1615162	12/29/2015	270	921.25	
1111749	1615252	12/29/2015	270	843.00	
1111664	1615203	12/29/2015	270	826.19	
1111674	1615198	12/29/2015	270	820.00	
1111689	1615217	12/29/2015	270	709.32	
1111285	1615120	12/29/2015	270	625.00	
1111615	1615151	12/29/2015	270	610.00	
1111675	1615218	12/29/2015	270	590.95	
1111309	1615143	12/29/2015	270	572.03	
1111681	1615219	12/29/2015	270	519.33	
1111293	1615128	12/29/2015	270	473.49	
1111728	162701208IFTACC	12/29/2015	270	434.69	
1111683	1615220	12/29/2015	270	433.75	
1111290	1615125	12/29/2015	270	425.00	
1111288	1615123	12/29/2015	270	375.00	
1111685	1615221	12/29/2015	270	352.00	
1111278	1615116	12/29/2015	270	350.00	
1111686	1615222	12/29/2015	270	343.20	

Run Date: 12/31/2015
 Run Time: 3:29:02PM

Demand Account Activity

Start Date: 7/1/2015 End Date: 12/31/2015

Page: 176
 User: 0

Jnl. Entry	Ref #	Trx. Date	Ledger	Debit Amount	Credit Amount
1111688	1615223	12/29/2015	270	324.00	
1111623	1615159	12/29/2015	270	320.00	
1111625	1615161	12/29/2015	270	300.00	
1111690	1615224	12/29/2015	270	294.20	
1111691	1615225	12/29/2015	270	288.00	
1111747	1615251	12/29/2015	270	275.00	
1111617	1615153	12/29/2015	270	240.00	
1111620	1615156	12/29/2015	270	239.02	
1111292	1615127	12/29/2015	270	200.00	
1111619	1615155	12/29/2015	270	190.00	
1111656	1615190	12/29/2015	270	150.00	
1111692	1615226	12/29/2015	270	113.40	
1111627	1615163	12/29/2015	270	100.00	
1111693	1615227	12/29/2015	270	82.08	
1111658	1615192	12/29/2015	270	60.00	
1111660	1615193	12/29/2015	270	60.00	
1111294	1615129	12/29/2015	270	53.37	
1111662	1615194	12/29/2015	270	24.80	
1111742	1615249	12/29/2015	270	20.00	
1111612	DFA EFT SST REV	12/29/2015	270		2,488.30
1111295	DFA EFT REV 12-29	12/29/2015	270		220,683.68
1111709	162701211	12/29/2015	270		16,132,343.80
1111710	162701201	12/29/2015	270		5,993,500.00
1111720	162701204	12/29/2015	270		73,946,569.45
1111750	Back Out Journal Er	12/29/2015	270		780,000.00
1112100	162701206EFT AIR!	12/30/2015	270	46,227,000.10	
1112105	163001203	12/30/2015	270	13,000,000.00	
1111761	1615264	12/30/2015	270	12,606,508.54	
1112203	Back Out Journal Er	12/30/2015	270	6,000,000.00	
1112129	1615316	12/30/2015	270	2,083,239.38	
1112117	162701209	12/30/2015	270	1,719,938.13	
1111765	1615266	12/30/2015	270	1,500,000.00	
1112185	1615359	12/30/2015	270	1,048,470.08	
1111764	1615265	12/30/2015	270	403,309.78	
1112132	1615312	12/30/2015	270	361,875.00	
1112188	1615354	12/30/2015	270	277,431.10	
1112175	1615351	12/30/2015	270	222,948.82	
1112119	1615301	12/30/2015	270	222,292.61	
1112135	1615313	12/30/2015	270	191,089.05	
1112139	1615317	12/30/2015	270	151,861.68	
1112190	1615356	12/30/2015	270	116,241.90	
1112184	1615352	12/30/2015	270	90,925.83	
1112191	1615360	12/30/2015	270	82,626.10	
1112101	162701207CCAIRS	12/30/2015	270	69,258.95	
1112162	1615357	12/30/2015	270	41,000.00	
1111771	1615270	12/30/2015	270	28,857.07	
1112141	1615318	12/30/2015	270	15,832.81	
1112194	1615362	12/30/2015	270	13,688.32	
1112151	1615320	12/30/2015	270	8,425.09	
1112152	1615321	12/30/2015	270	6,078.58	
1112137	1615314	12/30/2015	270	5,382.03	
1112153	1615322	12/30/2015	270	4,623.32	
1112118	1615300	12/30/2015	270	4,041.30	
1111774	1615273	12/30/2015	270	3,675.00	
1111772	1615271	12/30/2015	270	3,620.00	
1112088	1615289	12/30/2015	270	3,323.50	

Run Date: 12/31/2015
 Run Time: 3:29:02PM

Demand Account Activity

Page: 177
 User: 0

Start Date: 7/1/2015 End Date: 12/31/2015

Jnl. Entry	Ref #	Trx. Date	Ledger	Debit Amount	Credit Amount
1112138	1615315	12/30/2015	270	2,726.20	
1112155	1615323	12/30/2015	270	2,718.00	
1111770	1615269	12/30/2015	270	1,887.00	
1112156	1615324	12/30/2015	270	1,739.26	
1112157	1615325	12/30/2015	270	1,397.75	
1112130	1615319	12/30/2015	270	1,361.99	
1112183	1615358	12/30/2015	270	1,291.50	
1112158	1615326	12/30/2015	270	1,201.37	
1111773	1615272	12/30/2015	270	981.50	
1112116	1615299	12/30/2015	270	830.00	
1112084	1615285	12/30/2015	270	811.75	
1112186	1615353	12/30/2015	270	810.20	
1112195	1615363	12/30/2015	270	776.64	
1112086	1615287	12/30/2015	270	660.00	
1111775	1615274	12/30/2015	270	550.00	
1112189	1615355	12/30/2015	270	525.00	
1112159	1615327	12/30/2015	270	419.87	
1112193	1615361	12/30/2015	270	306.80	
1111777	1615328	12/30/2015	270	280.00	
1112089	1615290	12/30/2015	270	260.00	
1112102	162701208IFTA CC	12/30/2015	270	228.47	
1112140	1615329	12/30/2015	270	213.48	
1112142	1615330	12/30/2015	270	178.50	
1112114	1615298	12/30/2015	270	140.45	
1112087	1615288	12/30/2015	270	120.00	
1112085	1615286	12/30/2015	270	100.00	
1112196	1615364	12/30/2015	270	60.00	
1111767	1615267	12/30/2015	270	57.75	
1112143	1615331	12/30/2015	270	35.00	
1112144	1615332	12/30/2015	270	16.00	
1112146	1615333	12/30/2015	270	14.85	
1112147	1615334	12/30/2015	270	8.00	
1112148	1615335	12/30/2015	270	4.00	
1112149	1615336	12/30/2015	270	4.00	
1111766	Reverse #1614473 /	12/30/2015	270		143.91
1111769	DFA EFT REV 12-30	12/30/2015	270		1,050.00
1112078	162701201	12/30/2015	270		5,841,000.00
1112096	162701202	12/30/2015	270		12,606,508.54
1112097	162701203	12/30/2015	270		17,998,716.67
1112154	162701210	12/30/2015	270		10,132,978.82
1112201	162701211	12/30/2015	270		6,000,000.00
1112202	162701212	12/30/2015	270		33,000,000.00
1112727	Back Out Journal Er	12/31/2015	270	74,695,412.37	
1112643	162701209	12/31/2015	270	60,001,944.44	
1112624	162701203	12/31/2015	270	25,000,000.00	
1112625	162701204EFTAIRS	12/31/2015	270	5,172,637.90	
1112603	1615405	12/31/2015	270	1,512,179.86	
1112629	1615415	12/31/2015	270	1,422,655.19	
1112606	1615406	12/31/2015	270	618,487.20	
1112622	162701202	12/31/2015	270	550,000.00	
1112602	1615404	12/31/2015	270	442,828.64	
1112660	1615426	12/31/2015	270	435,247.00	
1112725	1615470	12/31/2015	270	373,200.00	
1112702	1615461	12/31/2015	270	125,662.40	
1112581	1615386	12/31/2015	270	125,507.39	
1112636	1615416	12/31/2015	270	117,273.02	

Run Date: 12/31/2015
 Run Time: 3:29:02PM

Demand Account Activity

Page: 178
 User: 0

Start Date: 7/1/2015 End Date: 12/31/2015

Jnl. Entry	Ref #	Trx. Date	Ledger	Debit Amount	Credit Amount
1112647	1615421	12/31/2015	270	72,210.17	
1112582	1615387	12/31/2015	270	70,335.69	
1112637	1615417	12/31/2015	270	56,256.21	
1112628	162701205CC AIRS	12/31/2015	270	51,529.83	
1112638	1615418	12/31/2015	270	46,102.00	
1112576	1615381	12/31/2015	270	34,659.99	
1112689	1615450	12/31/2015	270	33,900.07	
1112572	1615385	12/31/2015	270	30,872.16	
1112695	1615465	12/31/2015	270	30,175.17	
1112664	1615427	12/31/2015	270	25,420.00	
1112709	1615452	12/31/2015	270	21,940.00	
1112583	1615388	12/31/2015	270	15,979.82	
1112584	1615389	12/31/2015	270	15,000.50	
1112585	1615390	12/31/2015	270	14,335.61	
1112648	1615422	12/31/2015	270	11,716.75	
1112716	1615467	12/31/2015	270	11,324.66	
1112715	1615454	12/31/2015	270	11,307.54	
1112614	1615414	12/31/2015	270	10,167.12	
1112722	1615468	12/31/2015	270	9,967.00	
1112683	1615455	12/31/2015	270	9,123.69	
1112601	1615403	12/31/2015	270	6,564.65	
1112586	1615391	12/31/2015	270	6,016.29	
1112681	1615462	12/31/2015	270	3,666.25	
1112668	1615438	12/31/2015	270	3,585.66	
1112724	1615469	12/31/2015	270	3,339.65	
1112701	1615473	12/31/2015	270	2,916.79	
1112588	1615392	12/31/2015	270	2,734.93	
1112654	1615424	12/31/2015	270	2,200.00	
1112686	1615448	12/31/2015	270	1,768.62	
1112589	1615393	12/31/2015	270	1,386.00	
1112687	1615449	12/31/2015	270	1,306.10	
1112698	1615466	12/31/2015	270	1,121.00	
1112593	1615396	12/31/2015	270	1,000.00	
1112712	1615453	12/31/2015	270	950.00	
1112651	1615423	12/31/2015	270	930.00	
1112706	1615451	12/31/2015	270	725.00	
1112726	1615471	12/31/2015	270	674.40	
1112699	1615460	12/31/2015	270	667.50	
1112641	1615419	12/31/2015	270	647.60	
1112657	1615425	12/31/2015	270	410.00	
1112590	1615394	12/31/2015	270	336.67	
1112631	162701206IFTA CC	12/31/2015	270	225.04	
1112591	1615395	12/31/2015	270	200.00	
1112696	1615459	12/31/2015	270	108.00	
1112575	1615380	12/31/2015	270	90.00	
1112666	1615436	12/31/2015	270	83.73	
1112573	1615378	12/31/2015	270	80.00	
1112574	1615379	12/31/2015	270	43.40	
1112667	1615437	12/31/2015	270	15.86	
1112694	1615458	12/31/2015	270	12.00	
1112692	1615456	12/31/2015	270	11.62	
1112644	1615420	12/31/2015	270	3.96	
1112693	1615457	12/31/2015	270	1.00	
1112676	8006285	12/31/2015	270		14,737.90
1112672	162701210	12/31/2015	270		74,695,412.37
1112621	162701201	12/31/2015	270		1,406,000.00

Run Date: 12/31/2015
Run Time: 3:29:02PM

Demand Account Activity

Start Date: 7/1/2015 End Date: 12/31/2015

Page: 179
User: 0

Jnl. Entry	Ref #	Trx. Date	Ledger	Debit Amount	Credit Amount	
1112662	162701211	12/31/2015	270		21,000,000.00	
1112728	Correct Journal Entr	12/31/2015	270		74,695,412.37	
Totals for:	270 - Bank Of America		Count:	8,961	18,171,471,237.04	18,172,206,218.48

Run Date: 12/31/2015
 Run Time: 3:29:02PM

Demand Account Activity

Start Date: 7/1/2015 End Date: 12/31/2015

Page: 180
 User: 0

Jnl. Entry	Ref #	Trx. Date	Ledger	Debit Amount	Credit Amount
280 - Centennial Bank					
1045486	152700602	7/2/2015	280	11,000,000.00	
1045993	152700618	7/2/2015	280		11,000,000.00
1046499	152700704	7/6/2015	280	1,000,000.00	
1046500	152700705	7/6/2015	280	1,000,000.00	
1046574	Back Out Journal Er	7/6/2015	280		1,000,000.00
1046960	152700720	7/7/2015	280	9,000,000.00	
1047444	152700720	7/8/2015	280		2,000,000.00
1048557	152700712	7/9/2015	280	83,000,000.00	
1048644	152700713	7/9/2015	280	9,000,000.00	
1049069	152700713	7/10/2015	280		29,000,000.00
1049510	152700715	7/13/2015	280	22,000,000.00	
1050741	152700711	7/16/2015	280		46,000,000.00
1051295	152700719	7/17/2015	280		3,000,000.00
1051821	153990701	7/20/2015	280	19,993,300.00	
1051799	152700710	7/20/2015	280	7,000,000.00	
1052269	152700720	7/21/2015	280	23,000,000.00	
1052767	152300701	7/22/2015	280	13,000,000.00	
1054115	152700710	7/23/2015	280		1,000,000.00
1054498	152700711	7/24/2015	280		4,000,000.00
1054553	1601874	7/27/2015	280	6,452.39	
1054958	152700712	7/27/2015	280		1,000,000.00
1055403	152300701	7/28/2015	280	2,000,000.00	
1055404	152700712	7/28/2015	280	1,000,000.00	
1055821	152800701	7/29/2015	280		4,000,000.00
1056003	152700715	7/30/2015	280		13,000,000.00
1056697	152700712	7/31/2015	280	1,000,000.00	
1057191	152700810	8/3/2015	280	3,000,000.00	
1057599	152700811	8/4/2015	280	8,000,000.00	
1058175	152700815	8/5/2015	280		4,000,000.00
1059359	152700805	8/6/2015	280		1,000,000.00
1059774	15230812	8/7/2015	280	1,000,000.00	
1059775	152700813	8/7/2015	280	1,000,000.00	
1060157	152700812	8/10/2015	280		2,000,000.00
1061039	152700815	8/12/2015	280		2,000,000.00
1062221	152700813	8/14/2015	280		4,000,000.00
1062594	152700815	8/17/2015	280	5,000,000.00	
1062613	152300801	8/17/2015	280	3,000,000.00	
1063054	152700815	8/18/2015	280		4,000,000.00
1064820	152700811	8/20/2015	280	15,000,000.00	
1064798	152700813	8/20/2015	280	15,000,000.00	
1065301	152800801	8/21/2015	280		6,000,000.00
1065825	152800801	8/24/2015	280		1,000,000.00
1066268	152800801	8/25/2015	280		6,000,000.00
1066628	1604676	8/26/2015	280	21,463.76	
1066642	152800801	8/26/2015	280		2,000,000.00
1067069	152700811	8/27/2015	280	10,000,000.00	
1067466	152800801	8/28/2015	280		27,000,000.00
1067850	152800801	8/31/2015	280		56,000,000.00
1068700	152700910	9/2/2015	280	59,000,000.00	
1069937	152300901	9/3/2015	280	5,000,000.00	
1070367	Back Out Journal Er	9/4/2015	280	14,000,000.00	
1070365	152800903	9/4/2015	280		14,000,000.00
1070368	Correct Journal Entr	9/4/2015	280		15,000,000.00
1070702	152700911	9/8/2015	280	12,000,000.00	
1071243	152800901	9/9/2015	280		3,000,000.00

Run Date: 12/31/2015
 Run Time: 3:29:02PM

Demand Account Activity

Start Date: 7/1/2015 End Date: 12/31/2015

Page: 181
 User: 0

Jnl. Entry	Ref #	Trx. Date	Ledger	Debit Amount	Credit Amount
1071641	152700916	9/10/2015	280	19,000,000.00	
1071640	152300901	9/10/2015	280	10,000,000.00	
1071646	152800902	9/10/2015	280		10,000,000.00
1072064	152800901	9/11/2015	280		1,000,000.00
1072481	162701914	9/14/2015	280		16,000,000.00
1073104	152800901	9/15/2015	280		3,000,000.00
1076578	152800901	9/22/2015	280		2,000,000.00
1076912	152300901	9/23/2015	280	6,000,000.00	
1077895	152800901	9/25/2015	280	2,000,000.00	
1077488	152300901	9/25/2015	280	1,000,000.00	
1078212	1607420	9/28/2015	280	39,567.94	
1078749	152800901	9/29/2015	280		5,000,000.00
1079126	Back Out Journal Er	9/30/2015	280	3,000,000.00	
1079205	162700909	9/30/2015	280		3,000,000.00
1079206	Correct Journal Entr	9/30/2015	280		5,000,000.00
1080964	162701013	10/2/2015	280	1,000,000.00	
1080732	162701014	10/2/2015	280	1,000,000.00	
1081359	152701010	10/5/2015	280	2,000,000.00	
1081761	152801001	10/6/2015	280	2,000,000.00	
1081742	152301001	10/6/2015	280	1,000,000.00	
1082233	152801001	10/7/2015	280		14,000,000.00
1082696	152701006	10/8/2015	280	13,000,000.00	
1083113	152801001	10/9/2015	280		8,000,000.00
1083776	152701010	10/13/2015	280	3,000,000.00	
1084245	152301001	10/14/2015	280	2,000,000.00	
1085588	152301001	10/15/2015	280	9,000,000.00	
1085468	152701016	10/15/2015	280	1,000,000.00	
1086051	152301001	10/16/2015	280	2,000,000.00	
1086064	152701017	10/16/2015	280	1,000,000.00	
1086435	152701006	10/19/2015	280	8,000,000.00	
1087358	152801001	10/21/2015	280		3,000,000.00
1088317	152801001	10/23/2015	280		12,000,000.00
1088764	162701016	10/26/2015	280		2,000,000.00
1089477	152301001	10/27/2015	280	9,000,000.00	
1091103	1610265	10/29/2015	280	36,989.00	
1091194	152801001	10/29/2015	280		10,000,000.00
1091681	1602701019	10/30/2015	280	6,000,000.00	
1091680	Back Out Journal Er	10/30/2015	280	4,000,000.00	
1091678	162701018	10/30/2015	280		4,000,000.00
1091828	152801001	11/2/2015	280		7,000,000.00
1092936	Back Out Journal Er	11/4/2015	280	3,000,000.00	
1092924	152801101	11/4/2015	280		3,000,000.00
1092937	Correct Journal Entr	11/4/2015	280		5,000,000.00
1093374	152701116	11/5/2015	280	18,000,000.00	
1093377	Back Out Journal Er	11/5/2015	280		18,000,000.00
1093756	152701106	11/6/2015	280	14,000,000.00	
1094146	152301102	11/9/2015	280	12,000,000.00	
1094405	152301101	11/10/2015	280	6,000,000.00	
1096290	151101	11/13/2015	280		7,000,000.00
1096769	Correct Journal Entr	11/16/2015	280	4,000,000.00	
1096761	152301101	11/16/2015	280	3,000,000.00	
1096763	Correct Journal Entr	11/16/2015	280	2,000,000.00	
1096762	Back Out Journal Er	11/16/2015	280		3,000,000.00
1096768	Back Out Journal Er	11/16/2015	280		2,000,000.00
1098360	Back Out Journal Er	11/19/2015	280	22,000,000.00	
1098310	1612096	11/19/2015	280	39,671.17	

Run Date: 12/31/2015
 Run Time: 3:29:02PM

Demand Account Activity

Start Date: 7/1/2015 End Date: 12/31/2015

Page: 182
 User: 0

Jnl. Entry	Ref #	Trx. Date	Ledger	Debit Amount	Credit Amount	
1098358	152801102	11/19/2015	280		22,000,000.00	
1098362	Correct Journal Entr	11/19/2015	280		21,000,000.00	
1100135	Correct Journal Entr	11/25/2015	280	25,000,000.00		
1100112	152801101	11/25/2015	280	21,000,000.00		
1100134	Back Out Journal Er	11/25/2015	280		21,000,000.00	
1101193	162701115	11/30/2015	280	47,000,000.00		
1101196	162701120	11/30/2015	280	45,000,000.00		
1101154	162701107	11/30/2015	280		90,000,000.00	
1101594	152701203	12/1/2015	280		40,000,000.00	
1102582	152801201	12/3/2015	280		2,000,000.00	
1103009	152301201	12/4/2015	280	4,000,000.00		
1103004	152701211	12/4/2015	280	1,000,000.00		
1103849	152801201	12/8/2015	280		2,000,000.00	
1104292	Back Out Journal Er	12/9/2015	280	15,000,000.00		
1104287	152801201	12/9/2015	280		15,000,000.00	
1104293	Correct Journal Entr	12/9/2015	280		16,000,000.00	
1105440	152701211	12/10/2015	280	20,000,000.00		
1106329	162701210	12/14/2015	280		15,000,000.00	
1106869	152801201	12/15/2015	280		22,000,000.00	
1107381	152801201	12/16/2015	280		4,000,000.00	
1108150	152801201	12/17/2015	280		10,000,000.00	
1109069	152301201	12/21/2015	280	13,000,000.00		
1109073	152801201	12/21/2015	280	2,000,000.00		
1111259	Correct Journal Entr	12/28/2015	280	18,000,000.00		
1111297	1615131	12/29/2015	280	39,335.16		
1111751	162701212	12/29/2015	280		1,000,000.00	
1112202	162701212	12/30/2015	280	33,000,000.00		
1112201	162701211	12/30/2015	280	6,000,000.00		
1112204	Correct Journal Entr	12/30/2015	280	6,000,000.00		
1112203	Back Out Journal Er	12/30/2015	280		6,000,000.00	
1112662	162701211	12/31/2015	280	21,000,000.00		
1112723	162701212	12/31/2015	280	9,998,055.56		
1112730	Back Out Journal Er	12/31/2015	280		9,998,055.56	
Totals for:	280 - Centennial Bank		Count:	144	831,174,834.98	701,998,055.56

Run Date: 12/31/2015
 Run Time: 3:29:02PM

Demand Account Activity

Start Date: 7/1/2015 End Date: 12/31/2015

Page: 183
 User: 0

Jnl. Entry	Ref #	Trx. Date	Ledger	Debit Amount	Credit Amount
300 - Simmons Pine Bluff					
1045480	153000602	7/2/2015	300	7,567,570.96	
1045525	153000608 AIRS DE	7/2/2015	300	5,571,928.34	
1045521	153000607 AIRS TA	7/2/2015	300	50,166.60	
1045477	153000610 AIRS DE	7/2/2015	300	7,858.25	
1045478	153000601	7/2/2015	300	6,061.25	
1045978	153000609 AIRS DE	7/2/2015	300	925.00	
1045481	153000603	7/2/2015	300		35,347,008.53
1045482	153000604	7/2/2015	300		14,000,000.00
1045483	153000605	7/2/2015	300		66,877.19
1045484	153000606	7/2/2015	300		17,503.84
1046542	15300070605CHEC	7/6/2015	300	2,883,575.41	
1046548	15300070607SROA	7/6/2015	300	2,870,814.81	
1046550	15300070608OTHE	7/6/2015	300	1,515,011.76	
1046552	15300070610CHEC	7/6/2015	300	280,819.65	
1046531	153000701	7/6/2015	300	205,385.58	
1046536	153002070605CASH	7/6/2015	300	28,782.63	
1046534	15300070604SRO A	7/6/2015	300	7,306.20	
1046554	15300070611FORE	7/6/2015	300	381.31	
1046532	143000702	7/6/2015	300	101.35	
1046506	153000703	7/6/2015	300		49,157.90
1046504	152700709	7/6/2015	300		7,000,000.00
1046633	153000702	7/7/2015	300	8,819,975.75	
1046641	15300070706CHEC	7/7/2015	300	2,459,018.76	
1046642	15300070707SRO A	7/7/2015	300	2,394,626.43	
1046643	15300070708OTHE	7/7/2015	300	62,221.18	
1046640	15300070705CASH	7/7/2015	300	17,997.34	
1046638	15300070704SRO A	7/7/2015	300	9,741.60	
1046645	15300070709CASH	7/7/2015	300	8,835.36	
1046626	153000701	7/7/2015	300	3,232.99	
1046637	153000711	7/7/2015	300	50.00	
1046590	152700702	7/7/2015	300		14,000,000.00
1046636	153000703	7/7/2015	300		6,167.52
1047307	153000702	7/8/2015	300	4,771,296.73	
1047348	15300070807SRO A	7/8/2015	300	2,635,290.11	
1047346	15300070806CHEC	7/8/2015	300	2,464,856.58	
1047352	15300070810CHEC	7/8/2015	300	100,487.19	
1047350	15300070808OTHE	7/8/2015	300	24,355.93	
1047342	15300070804SRO L	7/8/2015	300	19,635.00	
1047344	15300070805CASH	7/8/2015	300	6,948.73	
1047305	153000701	7/8/2015	300	2,918.88	
1047351	15300070809CASH	7/8/2015	300	1,818.85	
1047448	1600341	7/8/2015	300	9.69	
1047410	153000711	7/8/2015	300	3.00	
1047300	152700702	7/8/2015	300		11,000,000.00
1047310	153000703	7/8/2015	300		10,650.38
1048516	15300070906CHEC	7/9/2015	300	3,982,117.61	
1048512	153000702	7/9/2015	300	3,860,331.83	
1048518	15300070907SRO L	7/9/2015	300	3,247,980.72	
1048523	15300070910CHEC	7/9/2015	300	242,827.50	
1048514	15300070904SRO A	7/9/2015	300	15,615.60	
1048522	15300070909CASH	7/9/2015	300	7,251.80	
1048511	153000701	7/9/2015	300	4,462.57	
1048515	1530007090CASH C	7/9/2015	300	2,187.43	
1048521	15300070908OTHE	7/9/2015	300	350.00	
1048504	152700702	7/9/2015	300		11,000,000.00

Run Date: 12/31/2015
 Run Time: 3:29:02PM

Demand Account Activity

Start Date: 7/1/2015 End Date: 12/31/2015

Page: 184
 User: 0

Jnl. Entry	Ref #	Trx. Date	Ledger	Debit Amount	Credit Amount
1048513	153000703	7/9/2015	300		198.32
1049009	153000702	7/10/2015	300	4,217,675.50	
1049094	15300071006CHEC	7/10/2015	300	2,622,190.38	
1049095	15300071007SRO L	7/10/2015	300	2,338,365.76	
1049098	15300071010CHEC	7/10/2015	300	19,345.08	
1049096	15300071008OTHE	7/10/2015	300	15,940.95	
1049008	153000701	7/10/2015	300	11,104.06	
1049091	15300071004SRO L	7/10/2015	300	8,764.80	
1049093	15300071005CASH	7/10/2015	300	7,648.73	
1049097	15300071009CASH	7/10/2015	300	4,054.10	
1049003	152700704	7/10/2015	300		9,000,000.00
1049380	153000703	7/13/2015	300	3,661,003.24	
1049388	153000709 AIRS D€	7/13/2015	300	2,151,096.56	
1049387	153000708 AIRS TA	7/13/2015	300	2,036,564.65	
1049382	153000705	7/13/2015	300	28,507.34	
1049391	153000712 AIRS D€	7/13/2015	300	23,839.78	
1049385	153000706 AIRS TA	7/13/2015	300	10,085.80	
1049386	153000707 AIRS TA	7/13/2015	300	5,872.94	
1049377	153000701	7/13/2015	300	3,925.48	
1049389	153000710 AIRS D€	7/13/2015	300	811.80	
1049390	153000711 AIRS D€	7/13/2015	300	652.61	
1049379	153000702	7/13/2015	300	10.00	
1049381	153000604	7/13/2015	300		27,199.74
1049383	153000713	7/13/2015	300		8,000,000.00
1049536	153000703	7/14/2015	300	3,193,322.64	
1049542	153000708 AIRS TA	7/14/2015	300	3,144,132.14	
1049543	153000709 AIRS D€	7/14/2015	300	1,858,785.50	
1049918	Correct Journal Entr	7/14/2015	300	1,858,785.50	
1049545	153000711 AIRS D€	7/14/2015	300	31,525.06	
1049547	153000712 AIRS D€	7/14/2015	300	30,487.39	
1049541	153000707 AIRS TA	7/14/2015	300	16,339.52	
1049540	153000706 AIRS TA	7/14/2015	300	5,834.40	
1049544	153000710 AIRS D€	7/14/2015	300	2,912.00	
1049532	153000701	7/14/2015	300	2,242.46	
1049535	153000702	7/14/2015	300	10.00	
1049537	153000704	7/14/2015	300		8,000,000.00
1049553	153000705	7/14/2015	300		1,230.00
1049909	Back Out Journal Er	7/14/2015	300		1,858,785.50
1050372	Back Out Journal Er	7/15/2015	300	13,234,986.90	
1049943	153000702	7/15/2015	300	7,548,725.80	
1049955	153000709 AIRS D€	7/15/2015	300	2,350,883.75	
1049951	153000707 AIRS TA	7/15/2015	300	2,227,143.08	
1049958	153000712 AIRS D€	7/15/2015	300	55,734.59	
1049956	153000710 AIRS D€	7/15/2015	300	31,081.15	
1049957	153000711 AIRS D€	7/15/2015	300	16,046.04	
1049948	153000705 AIRS TA	7/15/2015	300	6,398.70	
1049950	153000706 AIRS TA	7/15/2015	300	6,035.46	
1049930	153000701	7/15/2015	300	5,537.29	
1049959	153000713 AIRS D€	7/15/2015	300	1,726.00	
1050357	153000708	7/15/2015	300	382.00	
1049946	152700702	7/15/2015	300		13,234,986.90
1049965	153000703	7/15/2015	300		12,000,000.00
1049966	153000704	7/15/2015	300		6,780.76
1050702	153000707 AIRS TA	7/16/2015	300	6,683,052.61	
1050395	153000702	7/16/2015	300	3,740,762.81	
1050704	153000708 AIRS D€	7/16/2015	300	2,631,219.88	

Run Date: 12/31/2015
 Run Time: 3:29:02PM

Demand Account Activity

Page: 185
 User: 0

Start Date: 7/1/2015 End Date: 12/31/2015

Jnl. Entry	Ref #	Trx. Date	Ledger	Debit Amount	Credit Amount
1050707	153000711 AIRS D€	7/16/2015	300	20,577.43	
1050699	153000705 AIRS TA	7/16/2015	300	10,368.60	
1050700	153000706 AIRS TA	7/16/2015	300	3,611.60	
1050706	153000710 AIRS D€	7/16/2015	300	1,626.93	
1050394	153000701	7/16/2015	300	1,506.10	
1050705	153000709 AIRS D€	7/16/2015	300	325.00	
1050697	153000712	7/16/2015	300	27.20	
1050396	153000703	7/16/2015	300		14,000,000.00
1050696	153000704	7/16/2015	300		71,311.56
1050903	153000703	7/17/2015	300	16,040,712.67	
1051223	153000707 AIRS TA	7/17/2015	300	2,266,685.14	
1051225	153000709 AIRS D€	7/17/2015	300	2,033,183.08	
1051226	153000710 AIRS D€	7/17/2015	300	18,117.29	
1051221	153000705 AIRS TA	7/17/2015	300	10,139.90	
1050901	153000701	7/17/2015	300	4,733.67	
1051228	153000711 AIRS D€	7/17/2015	300	3,668.06	
1051222	153000706 AIRS TA	7/17/2015	300	2,103.09	
1051230	153000712 AIRS D€	7/17/2015	300	312.00	
1051224	153000708 AIRS TA	7/17/2015	300	32.31	
1050902	153000702	7/17/2015	300	10.00	
1051129	153000704	7/17/2015	300		20,000,000.00
1051218	153000713	7/17/2015	300		3,088.44
1051682	153000702	7/20/2015	300	5,569,777.75	
1051690	153000707 AIRS TA	7/20/2015	300	4,031,998.61	
1051691	153000708 AIRS D€	7/20/2015	300	1,905,822.91	
1051694	153000711 AIRS D€	7/20/2015	300	14,686.94	
1051688	153000705 AIRS TA	7/20/2015	300	9,801.00	
1051689	153000706 AIRS TA	7/20/2015	300	5,406.95	
1051681	153000701	7/20/2015	300	2,565.70	
1051693	153000710 AIRS D€	7/20/2015	300	948.30	
1051692	153000709 AIRS D€	7/20/2015	300	300.00	
1051683	153000703	7/20/2015	300		12,000,000.00
1051684	153000704	7/20/2015	300		2,199.00
1051830	153000703	7/21/2015	300	55,581,019.85	
1051840	153000708 AIRS TA	7/21/2015	300	4,518,104.98	
1051842	153000710 AIRS D€	7/21/2015	300	2,490,925.90	
1051838	153000707 AIRS TA	7/21/2015	300	6,285.62	
1051837	153000706	7/21/2015	300	5,893.80	
1051845	153000713 AIRS D€	7/21/2015	300	2,815.44	
1051844	153000712 AIRS D€	7/21/2015	300	2,341.89	
1051828	153000701	7/21/2015	300	2,137.83	
1051843	153000711 AIRS D€	7/21/2015	300	1,720.15	
1051829	153000702	7/21/2015	300	322.00	
1051841	153000709 AIRS TA	7/21/2015	300	200.00	
1051832	153000704	7/21/2015	300		23,000,000.00
1051859	153000705	7/21/2015	300		1,983.49
1052297	153000702	7/22/2015	300	11,270,928.11	
1052612	153000708 AIRS TA	7/22/2015	300	5,193,036.61	
1052614	153000709 AIRS D€	7/22/2015	300	2,561,790.14	
1052615	153000710 AIRS D€	7/22/2015	300	20,014.11	
1052628	153000712 AIRS D€	7/22/2015	300	10,023.26	
1052610	153000706 AIRS TA	7/22/2015	300	4,276.80	
1052611	153000707 AIRS TA	7/22/2015	300	3,391.00	
1052626	153000711 AIRS D€	7/22/2015	300	2,991.40	
1052292	153000701	7/22/2015	300	2,356.21	
1052523	153000705	7/22/2015	300		2,666.11

Run Date: 12/31/2015
 Run Time: 3:29:02PM

Demand Account Activity

Start Date: 7/1/2015 End Date: 12/31/2015

Page: 186
 User: 0

Jnl. Entry	Ref #	Trx. Date	Ledger	Debit Amount	Credit Amount
1052298	153000703	7/22/2015	300		12,000,000.00
1052299	153000704	7/22/2015	300		6,000,000.00
1053084	153000708 AIRS TA	7/23/2015	300	9,437,070.17	
1053080	153000702	7/23/2015	300	4,706,560.39	
1053085	153000709 AIRS D€	7/23/2015	300	2,797,787.11	
1053846	153000712 AIRS D€	7/23/2015	300	133,925.68	
1053082	153000706 AIRS TA	7/23/2015	300	10,230.00	
1053083	153000707 AIRS TA	7/23/2015	300	6,384.00	
1052665	153000701	7/23/2015	300	3,785.80	
1053845	153000711 AIRS D€	7/23/2015	300	859.57	
1053844	153000710 AIRS D€	7/23/2015	300	325.00	
1053847	153000713 AIRS D€	7/23/2015	300	205.01	
1053081	153000703	7/23/2015	300		17,000,000.00
1054019	153000704	7/23/2015	300		6,449.00
1054139	153000702	7/24/2015	300	9,943,902.66	
1054144	153000708 AIRS TA	7/24/2015	300	8,777,025.45	
1054145	153000709 AIRS D€	7/24/2015	300	2,036,692.26	
1054148	153000712 AIRS D€	7/24/2015	300	197,269.15	
1054143	153000707 AIRS TA	7/24/2015	300	41,908.05	
1054146	153000710 AIRS D€	7/24/2015	300	13,519.58	
1054142	153000706 AIRS TA	7/24/2015	300	4,478.10	
1054137	153000701	7/24/2015	300	3,982.87	
1054147	153000711	7/24/2015	300	810.44	
1054140	153000703	7/24/2015	300		21,000,000.00
1054161	153000704	7/24/2015	300		6,883.37
1054780	153000702	7/27/2015	300	9,721,894.10	
1054848	153000708 AIRS TA	7/27/2015	300	6,383,232.74	
1054849	153000709 AIRS D€	7/27/2015	300	2,281,113.89	
1054852	153000712 AIRS D€	7/27/2015	300	15,722.76	
1054785	153000706 AIRS TA	7/27/2015	300	11,464.20	
1054847	153000707 AIRS TA	7/27/2015	300	6,678.71	
1054779	153000701	7/27/2015	300	4,774.17	
1054851	153000711 AIRS D€	7/27/2015	300	3,102.57	
1054554	1601875	7/27/2015	300	757.43	
1054850	153000710 AIRS D€	7/27/2015	300	532.00	
1054781	153000703	7/27/2015	300		19,000,000.00
1054948	Correct Journal Entr	7/27/2015	300		4,056.82
1055293	153000708 AIRS TA	7/28/2015	300	2,404,418.17	
1055296	153000709 AIRS D€	7/28/2015	300	2,042,138.14	
1055252	153000702	7/28/2015	300	2,028,443.42	
1055297	153000712 AIRS D€	7/28/2015	300	25,960.37	
1055298	153000711 AIRS D€	7/28/2015	300	10,672.33	
1055284	153000706 AIRS TA	7/28/2015	300	6,996.00	
1055291	153000707 AIRS TA	7/28/2015	300	2,780.57	
1055251	153000701	7/28/2015	300	2,456.81	
1055295	153000710 AIRS D€	7/28/2015	300	1,125.00	
1055253	153000703	7/28/2015	300		6,000,000.00
1055256	153000704	7/28/2015	300		3,415.32
1055418	153000703	7/29/2015	300	5,792,459.01	
1055427	153000709 AIRS D€	7/29/2015	300	3,080,352.45	
1055425	153000708 AIRS TA	7/29/2015	300	1,264,387.96	
1055428	153000710 AIRS D€	7/29/2015	300	20,507.21	
1055423	153000706 AIRS TA	7/29/2015	300	6,916.80	
1055430	153000712 AIRS D€	7/29/2015	300	6,770.55	
1055424	153000707 AIRS TA	7/29/2015	300	4,845.99	
1055416	153000701	7/29/2015	300	4,182.20	

Run Date: 12/31/2015
 Run Time: 3:29:02PM

Demand Account Activity

Start Date: 7/1/2015 End Date: 12/31/2015

Page: 187
 User: 0

Jnl. Entry	Ref #	Trx. Date	Ledger	Debit Amount	Credit Amount
1055429	153000711 AIRS D€	7/29/2015	300	1,431.16	
1055703	153000705	7/29/2015	300	527.35	
1055417	153000702	7/29/2015	300	37.00	
1055419	153000704	7/29/2015	300		11,000,000.00
1055712	153000713	7/29/2015	300		4,673.58
1055846	153000702	7/30/2015	300	4,526,570.95	
1055852	153000709 AIRS D€	7/30/2015	300	2,553,999.58	
1055851	153000708 AIRS TA	7/30/2015	300	1,807,646.63	
1055853	153000710 AIRS D€	7/30/2015	300	930,162.09	
1055855	153000712 AIRS D€	7/30/2015	300	89,213.60	
1055849	153000706 AIRS TA	7/30/2015	300	8,187.30	
1055850	153000707 AIRS TA	7/30/2015	300	5,312.56	
1055854	153000711 AIRS D€	7/30/2015	300	4,602.57	
1056020	Back Out Journal Er	7/30/2015	300	4,293.17	
1055844	153000701	7/30/2015	300	2,987.58	
1056016	Correct Journal Entr	7/30/2015	300	2,987.58	
1055847	153000703	7/30/2015	300		9,000,000.00
1055962	153000704	7/30/2015	300		4,293.17
1056010	Back Out Journal Er	7/30/2015	300		2,987.58
1056021	Correct Journal Entr	7/30/2015	300		4,293.17
1056577	153000702	7/31/2015	300	4,026,678.71	
1056588	15300073106CHEC	7/31/2015	300	2,949,950.38	
1056590	1530073107SROAIF	7/31/2015	300	2,114,322.29	
1056585	15300073105CASH	7/31/2015	300	13,733.40	
1056598	15300073110CHEC	7/31/2015	300	12,670.99	
1056582	15300073104SRO A	7/31/2015	300	6,072.00	
1056546	153000701	7/31/2015	300	3,887.61	
1056595	15300073109CASH	7/31/2015	300	3,785.03	
1056593	15300073108OTHEI	7/31/2015	300	275.00	
1056576	153000703	7/31/2015	300		20,096.25
1056601	153000701	7/31/2015	300		10,000,000.00
1056747	153000802	8/3/2015	300	4,320,221.39	
1056745	153000801	8/3/2015	300	4,826.29	
1056751	153000803	8/3/2015	300		4,000,000.00
1056752	153000804	8/3/2015	300		25,163.81
1057189	153000802	8/4/2015	300	5,716,051.02	
1057196	153000807 AIRS D€	8/4/2015	300	4,647,787.24	
1057197	153000808 AIRS D€	8/4/2015	300	2,294,079.84	
1057195	153000806 AIRS TA	8/4/2015	300	18,810.00	
1057198	153000809 AIRS D€	8/4/2015	300	2,592.05	
1057185	153000801	8/4/2015	300	792.44	
1057192	153000803	8/4/2015	300		13,000,000.00
1057393	153000801	8/4/2015	300		2,768.34
1058031	153000803	8/5/2015	300	4,256,957.11	
1058040	153000810 AIRS D€	8/5/2015	300	2,647,254.95	
1058038	153000808 AIRS TA	8/5/2015	300	2,038,924.88	
1058037	153000807 AIRS TA	8/5/2015	300	56,338.10	
1058041	153000811 AIRS D€	8/5/2015	300	19,425.81	
1058043	153000813 AIRS D€	8/5/2015	300	7,658.40	
1058036	153000806 AIRS TA	8/5/2015	300	6,768.30	
1057802	153000801	8/5/2015	300	4,074.69	
1058039	153000809 AIRS TA	8/5/2015	300	1,080.00	
1058044	153000814 AIRS D€	8/5/2015	300	617.30	
1058091	153000815	8/5/2015	300	40.14	
1058030	153000802	8/5/2015	300	30.00	
1058042	153000812 AIRS D€	8/5/2015	300	7.65	

Run Date: 12/31/2015
 Run Time: 3:29:02PM

Demand Account Activity

Start Date: 7/1/2015 End Date: 12/31/2015

Page: 188
 User: 0

Jnl. Entry	Ref #	Trx. Date	Ledger	Debit Amount	Credit Amount
1058032	153000804	8/5/2015	300		9,000,000.00
1058035	153000805	8/5/2015	300		4,861.19
1059229	153000808 AIRS TA	8/6/2015	300	4,277,840.85	
1059234	153000809 AIRS DE	8/6/2015	300	2,867,155.85	
1059221	153000802	8/6/2015	300	754,476.40	
1059248	153000812 AIRS DE	8/6/2015	300	173,151.58	
1059269	153000805	8/6/2015	300	38,175.32	
1059243	153000810 AIRS DE	8/6/2015	300	17,053.30	
1059225	153000806 AIRS TA	8/6/2015	300	10,946.70	
1059228	153000807 AIRS TA	8/6/2015	300	8,903.01	
1059245	153000811 AIRS DE	8/6/2015	300	3,047.20	
1058184	153000801	8/6/2015	300	1,784.75	
1059253	153000813 AIRS DE	8/6/2015	300	249.60	
1059222	153000803	8/6/2015	300		8,000,000.00
1059224	153000804	8/6/2015	300		75.00
1059712	153000802	8/7/2015	300	3,397,170.10	
1059729	15300080707SRO A	8/7/2015	300	2,117,573.73	
1059727	15300080706CHEC	8/7/2015	300	1,343,195.67	
1059734	15300080710CHEC	8/7/2015	300	95,126.40	
1059733	15300080709CASH	8/7/2015	300	12,303.32	
1059723	15300080704SRO A	8/7/2015	300	9,223.50	
1059725	15300080705CASH	8/7/2015	300	8,524.53	
1059697	153000801	8/7/2015	300	2,321.50	
1059732	15300080708OTHE	8/7/2015	300	375.00	
1059657	152700804	8/7/2015	300		7,000,000.00
1059718	153000803	8/7/2015	300		2,334.22
1059782	153000802	8/10/2015	300	8,465,926.94	
1059792	153000809 AIRS DE	8/10/2015	300	2,063,592.42	
1059789	153000808 AIRS TA	8/10/2015	300	2,048,737.50	
1059786	153000806 AIRS TA	8/10/2015	300	42,009.00	
1059781	153000801	8/10/2015	300	7,526.19	
1060008	153000812 AIRS DE	8/10/2015	300	6,192.89	
1059788	153000807 AIRS TA	8/10/2015	300	3,917.91	
1060007	153000811 AIRS DE	8/10/2015	300	843.21	
1059794	153000810 AIRS DE	8/10/2015	300	225.00	
1059783	153000803	8/10/2015	300		12,000,000.00
1060086	153000804	8/10/2015	300		6,886.34
1060524	15300081108SRO L	8/11/2015	300	2,220,298.46	
1060522	15300081107CHEC	8/11/2015	300	1,635,740.46	
1060495	153000802	8/11/2015	300	986,319.39	
1060526	15300081109OTHE	8/11/2015	300	19,283.48	
1060530	15300081110CASH	8/11/2015	300	10,366.62	
1060512	15300081105SRO A	8/11/2015	300	6,035.70	
1060520	15300081106CASH	8/11/2015	300	3,989.49	
1060493	152700801	8/11/2015	300	1,605.30	
1060533	15300081111CHEC	8/11/2015	300	1,427.27	
1060509	153000804	8/11/2015	300	50.00	
1060537	15 300 081112	8/11/2015	300	12.60	
1060486	152700802	8/11/2015	300		5,000,000.00
1060496	152700803	8/11/2015	300		3,599.84
1060924	153000802	8/12/2015	300	16,796,960.63	
1060947	153000809 AIRS DE	8/12/2015	300	2,316,301.12	
1060945	153000808 AIRS TA	8/12/2015	300	1,778,213.42	
1060951	153000812 AIRS DE	8/12/2015	300	16,599.48	
1060943	153000806 AIRS TA	8/12/2015	300	11,015.40	
1060948	153000810 AIRS DE	8/12/2015	300	6,374.77	

Run Date: 12/31/2015
 Run Time: 3:29:02PM

Demand Account Activity

Start Date: 7/1/2015 End Date: 12/31/2015

Page: 189
 User: 0

Jnl. Entry	Ref #	Trx. Date	Ledger	Debit Amount	Credit Amount
1060949	153000811 AIRS D€	8/12/2015	300	4,617.41	
1060944	153000807 AIRS TA	8/12/2015	300	4,234.35	
1060922	153000801	8/12/2015	300	3,295.66	
1060937	153000803	8/12/2015	300		21,000,000.00
1060938	153000804	8/12/2015	300		1,655.94
1061411	153000808 AIRS TA	8/13/2015	300	5,722,141.68	
1061404	153000802	8/13/2015	300	3,218,174.99	
1061412	153000809 AIRS D€	8/13/2015	300	2,750,790.48	
1061409	153000806 AIRS TA	8/13/2015	300	18,714.30	
1061410	153000807 AIRS TA	8/13/2015	300	14,389.95	
1061415	153000812 AIRS D€	8/13/2015	300	13,641.42	
1061414	153000811 AIRS D€	8/13/2015	300	4,886.21	
1061079	153000801	8/13/2015	300	4,695.74	
1061413	153000810 AIRS D€	8/13/2015	300	625.00	
1061417	153000813 AIRS D€	8/13/2015	300	354.02	
1061405	153000803	8/13/2015	300		12,000,000.00
1061406	153000804	8/13/2015	300		11,566.00
1061576	153000802	8/14/2015	300	5,436,169.22	
1061585	153000809 AIRS D€	8/14/2015	300	2,060,768.45	
1061583	153000808 AIRS TA	8/14/2015	300	1,561,828.50	
1061590	153000812 AIRS D€	8/14/2015	300	43,634.01	
1061588	153000810 AIRS D€	8/14/2015	300	21,683.14	
1061574	153000801	8/14/2015	300	5,635.19	
1061581	153000806 AIRS TA	8/14/2015	300	5,633.10	
1061582	153000807 AIRS TA	8/14/2015	300	5,508.40	
1061589	153000811 AIRS D€	8/14/2015	300	2,158.89	
1061577	153000803	8/14/2015	300		9,000,000.00
1061594	153000804	8/14/2015	300		960,700.34
1062247	153000808 AIRS TA	8/17/2015	300	10,552,966.49	
1062248	153000809 AIRS D€	8/17/2015	300	1,863,456.53	
1062242	153000802	8/17/2015	300	1,514,522.24	
1062250	153000811 AIRS D€	8/17/2015	300	18,431.72	
1062245	153000806 AIRS TA	8/17/2015	300	5,874.00	
1062251	153000812 AIRS D€	8/17/2015	300	5,287.92	
1062246	153000807 AIRS TA	8/17/2015	300	1,982.15	
1062241	153000801	8/17/2015	300	1,867.26	
1062249	153000810 AIRS D€	8/17/2015	300	550.00	
1062480	153000804	8/17/2015	300		8,173.42
1062243	153000803	8/17/2015	300		13,000,000.00
1062627	153000808 AIRS TA	8/18/2015	300	3,016,843.15	
1062628	153000809 AIRS D€	8/18/2015	300	2,041,923.40	
1062622	153000802	8/18/2015	300	1,896,574.61	
1062621	153000801	8/18/2015	300	7,113.64	
1062626	153000807 AIRS TA	8/18/2015	300	6,805.46	
1062625	153000806 AIRS TA	8/18/2015	300	4,963.20	
1062629	153000810 AIRS D€	8/18/2015	300	1,759.00	
1062632	153000811 AIRS D€	8/18/2015	300	1,520.78	
1062634	153000813 AIRS D€	8/18/2015	300	201.20	
1062633	153000812 AIRS D€	8/18/2015	300	26.93	
1062912	153000805	8/18/2015	300	21.20	
1062623	153000803	8/18/2015	300		7,000,000.00
1062898	153000804	8/18/2015	300		460.15
1063074	153000802	8/19/2015	300	25,717,426.74	
1063411	153000808 AIRS TA	8/19/2015	300	3,986,626.10	
1063414	153000810 AIRS D€	8/19/2015	300	2,464,135.95	
1063417	153000813 AIRS D€	8/19/2015	300	11,792.39	

Run Date: 12/31/2015
 Run Time: 3:29:02PM

Demand Account Activity

Start Date: 7/1/2015 End Date: 12/31/2015

Page: 190
 User: 0

Jnl. Entry	Ref #	Trx. Date	Ledger	Debit Amount	Credit Amount
1063073	153000801	8/19/2015	300	6,792.54	
1063079	153000806 AIRS TA	8/19/2015	300	6,573.60	
1063416	153000812 AIRS D€	8/19/2015	300	4,801.82	
1063323	153000807 AIRS TA	8/19/2015	300	1,559.55	
1063419	153000814 AIRS D€	8/19/2015	300	725.20	
1063415	153000811 AIRS D€	8/19/2015	300	350.00	
1063413	153000809 AIRS TA	8/19/2015	300	60.78	
1063075	153000803	8/19/2015	300		32,000,000.00
1063448	153000804	8/19/2015	300		5,816.82
1063577	153000808 AIRS TA	8/20/2015	300	7,643,113.86	
1063565	153000802	8/20/2015	300	4,818,864.93	
1063578	153000809 AIRS D€	8/20/2015	300	2,588,079.90	
1063801	153000812 AIRS D€	8/20/2015	300	105,141.43	
1063800	153000811 AIRS D€	8/20/2015	300	38,310.49	
1063563	153000801	8/20/2015	300	6,199.17	
1063568	153000806 AIRS TA	8/20/2015	300	4,573.80	
1063576	153000807 AIRS TA	8/20/2015	300	4,568.33	
1063579	153000810 AIRS D€	8/20/2015	300	403.78	
1063802	153000813 AIRS D€	8/20/2015	300	233.10	
1063566	153000803	8/20/2015	300		15,000,000.00
1063807	153000804	8/20/2015	300		1,547.00
1065135	153000802	8/21/2015	300	7,406,196.82	
1065167	153000808 AIRS TA	8/21/2015	300	5,408,798.16	
1065168	153000809 AIRS D€	8/21/2015	300	2,236,988.67	
1065169	153000810 AIRS D€	8/21/2015	300	18,694.99	
1065165	153000806 AIRS TA	8/21/2015	300	8,553.60	
1065170	153000811 AIRS D€	8/21/2015	300	6,908.67	
1065171	153000812 AIRS D€	8/21/2015	300	6,312.85	
1065166	153000807 AIRS TA	8/21/2015	300	3,931.86	
1064833	153000801	8/21/2015	300	3,561.59	
1065172	153000813 AIRS D€	8/21/2015	300	100.00	
1065136	153000803	8/21/2015	300		30,000,000.00
1065144	153000804	8/21/2015	300		5,043.13
1065323	153000808 AIRS TA	8/24/2015	300	4,489,185.25	
1065337	153000810 AIRS D€	8/24/2015	300	2,034,576.43	
1065313	153000803	8/24/2015	300	1,935,357.41	
1065824	Correct Journal Entr	8/24/2015	300	1,935,357.41	
1065338	153000811 AIRS D€	8/24/2015	300	33,495.69	
1065319	153000806 AIRS TA	8/24/2015	300	8,877.00	
1065321	153000807 AIRS TA	8/24/2015	300	3,636.43	
1065342	153000813 AIRS D€	8/24/2015	300	3,501.36	
1065339	153000812 AIRS D€	8/24/2015	300	2,863.97	
1065311	153000801	8/24/2015	300	1,800.26	
1065326	153000809 AIRS TA	8/24/2015	300	1,254.00	
1065312	153000802	8/24/2015	300	584.00	
1065345	153000814 AIRS D€	8/24/2015	300	100.00	
1065316	153000805	8/24/2015	300		143.75
1065315	153000804	8/24/2015	300		9,000,000.00
1065819	Back Out Journal Er	8/24/2015	300		1,935,357.41
1065851	153000802	8/25/2015	300	17,012,388.67	
1066085	153000808 AIRS TA	8/25/2015	300	4,811,992.15	
1066139	153000809 AIRS D€	8/25/2015	300	2,149,938.27	
1066080	153000806 AIRS TA	8/25/2015	300	9,263.10	
1066142	153000812 AIRS D€	8/25/2015	300	6,823.70	
1066141	153000811 AIRS D€	8/25/2015	300	6,237.49	
1065840	153000801	8/25/2015	300	3,262.49	

Run Date: 12/31/2015
 Run Time: 3:29:02PM

Demand Account Activity

Start Date: 7/1/2015 End Date: 12/31/2015

Page: 191
 User: 0

Jnl. Entry	Ref #	Trx. Date	Ledger	Debit Amount	Credit Amount
1066083	153000807 AIRS TA	8/25/2015	300	2,876.93	
1066140	153000810 AIRS D€	8/25/2015	300	2,378.00	
1066143	153000813 AIRS D€	8/25/2015	300	100.00	
1065852	153000803	8/25/2015	300		24,000,000.00
1066576	153000808 AIRS TA	8/26/2015	300	7,881,838.92	
1066577	153000809 AIRS D€	8/26/2015	300	2,656,740.53	
1066565	153000802	8/26/2015	300	2,242,057.32	
1066575	153000807 AIRS TA	8/26/2015	300	41,894.11	
1066580	153000812 AIRS D€	8/26/2015	300	33,732.30	
1066626	1604675	8/26/2015	300	12,853.57	
1066574	153000806 AIRS TA	8/26/2015	300	7,768.20	
1066285	153000801	8/26/2015	300	2,852.50	
1066579	153000811 AIRS D€	8/26/2015	300	1,034.62	
1066578	153000810 AIRS D€	8/26/2015	300	525.00	
1066581	153000813 AIRS D€	8/26/2015	300	100.00	
1066566	153000803	8/26/2015	300		13,000,000.00
1066704	153000808 AIRS TA	8/27/2015	300	7,603,593.47	
1066705	153000809 AIRS D€	8/27/2015	300	2,963,260.78	
1066693	153000802	8/27/2015	300	2,557,968.87	
1066706	153000810 AIRS D€	8/27/2015	300	949,190.64	
1066708	153000812 AIRS D€	8/27/2015	300	22,169.42	
1066698	153000806 AIRS TA	8/27/2015	300	11,246.40	
1066699	153000807 AIRS TA	8/27/2015	300	9,856.93	
1066707	153000811 AIRS D€	8/27/2015	300	2,345.06	
1066692	153000801	8/27/2015	300	2,295.58	
1066695	153000803	8/27/2015	300		14,000,000.00
1067350	153000808 AIRS TA	8/28/2015	300	3,152,195.05	
1067118	153000802	8/28/2015	300	2,083,595.54	
1067352	153000810 AIRS D€	8/28/2015	300	2,032,844.72	
1067400	1604891	8/28/2015	300	177,177.20	
1067355	153000813 AIRS D€	8/28/2015	300	13,315.60	
1067114	153000801	8/28/2015	300	8,334.30	
1067349	153000807 AIRS TA	8/28/2015	300	5,439.37	
1067122	153000806 AIRS TA	8/28/2015	300	5,230.50	
1067354	153000812 AIRS D€	8/28/2015	300	4,202.01	
1067353	153000811 AIRS D€	8/28/2015	300	625.00	
1067351	153000809 AIRS TA	8/28/2015	300	565.00	
1067360	153000804	8/28/2015	300	50.00	
1067119	153000803	8/28/2015	300		7,000,000.00
1067524	153000803	8/31/2015	300	5,007,067.09	
1067531	153000808 AIRS TA	8/31/2015	300	3,230,510.63	
1067532	153000809 AIRS D€	8/31/2015	300	2,058,752.43	
1067529	153000806 AIRS TA	8/31/2015	300	35,524.50	
1067530	153000807 AIRS TA	8/31/2015	300	14,527.30	
1067534	153000811 AIRS D€	8/31/2015	300	6,050.81	
1067523	153000802	8/31/2015	300	1,522.00	
1067522	153000801	8/31/2015	300	1,237.40	
1067535	153000812 AIRS D€	8/31/2015	300	450.00	
1067533	153000810 AIRS D€	8/31/2015	300	400.00	
1067525	152700801	8/31/2015	300		11,000,000.00
1067542	153000804	8/31/2015	300		15,928.80
1067953	153000802	9/1/2015	300	2,096,504.49	
1067952	153000801	9/1/2015	300	3,797.01	
1068200	153000904	9/1/2015	300		4,920.99
1067954	153000803	9/1/2015	300		2,000,000.00
1068609	153000909 AIRS D€	9/2/2015	300	5,223,033.85	

Run Date: 12/31/2015
 Run Time: 3:29:02PM

Demand Account Activity

Start Date: 7/1/2015 End Date: 12/31/2015

Page: 192
 User: 0

Jnl. Entry	Ref #	Trx. Date	Ledger	Debit Amount	Credit Amount
1068601	153000902	9/2/2015	300	1,804,672.23	
1068608	153000906 AIRS TA	9/2/2015	300	24,736.80	
1068610	153000910 AIRS D€	9/2/2015	300	20,570.33	
1068611	153000911 AIRS D€	9/2/2015	300	6,100.97	
1068580	153000901	9/2/2015	300	4,467.50	
1068602	153000903	9/2/2015	300		7,000,000.00
1068603	153000904	9/2/2015	300		17.86
1068604	153000905	9/2/2015	300		253,273.47
1069852	153000908 AIRS TA	9/3/2015	300	3,703,029.29	
1069853	153000909 AIRS D€	9/3/2015	300	3,047,928.50	
1068765	153000902	9/3/2015	300	2,330,986.05	
1069854	153000910 AIRS D€	9/3/2015	300	1,572,561.23	
1068780	153000906 AIRS TA	9/3/2015	300	13,368.30	
1069850	153000907 AIRS TA	9/3/2015	300	10,497.40	
1068749	153000901	9/3/2015	300	9,899.58	
1069857	153000913 AIRS D€	9/3/2015	300	1,744.52	
1069856	153000912	9/3/2015	300	866.25	
1069855	153000911 AIRS D€	9/3/2015	300	244.75	
1068768	153000903	9/3/2015	300		3,138.60
1068769	153000904	9/3/2015	300		10,000,000.00
1070187	153000903	9/4/2015	300	4,310,966.58	
1070230	153000908 AIRS TA	9/4/2015	300	3,027,534.26	
1070233	153000910 AIRS D€	9/4/2015	300	2,354,854.56	
1070236	153000913 AIRS D€	9/4/2015	300	177,357.87	
1070229	153000907 AIRS TA	9/4/2015	300	31,192.31	
1070228	153000906 AIRS TA	9/4/2015	300	17,117.10	
1070235	153000911 AIRS D€	9/4/2015	300	14,864.08	
1070234	153000912 AIRS D€	9/4/2015	300	4,928.82	
1070182	153000901	9/4/2015	300	3,758.00	
1070231	153000909 AIRS TA	9/4/2015	300	20.00	
1070185	153000902	9/4/2015	300	10.00	
1070205	153000904	9/4/2015	300		17,851.82
1070213	152700904	9/4/2015	300		10,000,000.00
1070619	153000908 AIRS TA	9/8/2015	300	3,300,824.59	
1070381	153000902	9/8/2015	300	2,930,106.76	
1070621	153000910 AIRS D€	9/8/2015	300	1,981,760.62	
1070624	153000913 AIRS D€	9/8/2015	300	16,076.44	
1070618	153000907 AIRS TA	9/8/2015	300	13,866.00	
1070623	153000912 AIRS D€	9/8/2015	300	5,950.35	
1070579	153000906 AIRS TA	9/8/2015	300	5,415.30	
1070622	153000911 AIRS D€	9/8/2015	300	4,454.27	
1070379	153000901	9/8/2015	300	3,464.09	
1070620	153000909 AIRS TA	9/8/2015	300	78.78	
1070382	153000903	9/8/2015	300		9,000,000.00
1070570	153000904	9/8/2015	300		1,234.00
1070765	153000908 AIRS TA	9/9/2015	300	3,548,547.13	
1070767	153000910 AIRS D€	9/9/2015	300	2,302,732.23	
1070747	153000902	9/9/2015	300	2,301,264.79	
1070768	153000911 AIRS D€	9/9/2015	300	23,542.29	
1070759	153000906 AIRS TA	9/9/2015	300	4,455.00	
1070770	153000913 AIRS D€	9/9/2015	300	2,528.64	
1070763	153000907 AIRS TA	9/9/2015	300	2,153.09	
1070769	153000912 AIRS D€	9/9/2015	300	1,958.78	
1070743	153000901	9/9/2015	300	1,577.58	
1070748	153000903	9/9/2015	300		8,000,000.00
1070781	153000904	9/9/2015	300		2,846.45

Run Date: 12/31/2015
 Run Time: 3:29:02PM

Demand Account Activity

Start Date: 7/1/2015 End Date: 12/31/2015

Page: 193
 User: 0

Jnl. Entry	Ref #	Trx. Date	Ledger	Debit Amount	Credit Amount
1071507	153000908 AIRS TA	9/10/2015	300	3,308,320.89	
1071510	153000909 AIRS DE	9/10/2015	300	2,549,921.74	
1071465	153000902	9/10/2015	300	2,018,939.43	
1071505	153000907 AIRS TA	9/10/2015	300	10,875.73	
1071503	153000906 AIRS TA	9/10/2015	300	10,520.40	
1071513	153000911 AIRS DE	9/10/2015	300	6,891.84	
1071462	153000901	9/10/2015	300	3,085.48	
1071512	153000910 AIRS DE	9/10/2015	300	693.00	
1071514	153000912 AIRS DE	9/10/2015	300	203.27	
1071515	153000913 AIRS DE	9/10/2015	300	112.60	
1071499	153000903	9/10/2015	300		8,000,000.00
1071568	153000904	9/10/2015	300		2,028.26
1071965	152700907 AIRS TA	9/11/2015	300	14,275,892.20	
1071958	153000908 AIRS TA	9/11/2015	300	6,587,931.32	
1071927	153000902	9/11/2015	300	3,812,029.23	
1071959	153000909 AIRS DE	9/11/2015	300	2,835,300.04	
1071962	153000912 AIRS DE	9/11/2015	300	23,418.16	
1071947	153000906 AIRS TA	9/11/2015	300	8,919.90	
1071954	153000907 AIRS TA	9/11/2015	300	4,551.93	
1071960	153000910 AIRS DE	9/11/2015	300	1,709.00	
1071926	153000901	9/11/2015	300	1,129.43	
1071961	153000911 AIRS DE	9/11/2015	300	1,087.13	
1071968	152700910 AIRS DE	9/11/2015	300	132.74	
1071963	153000913 AIRS DE	9/11/2015	300	51.46	
1071929	153000903	9/11/2015	300		12,000,000.00
1071931	153000904	9/11/2015	300		2,083.79
1072021	Back Out Journal Er	9/11/2015	300		14,275,892.20
1072043	Back Out Journal Er	9/11/2015	300		132.74
1072094	16300091405CHEC	9/14/2015	300	6,001,714.25	
1072095	16300091406SRO A	9/14/2015	300	2,413,816.95	
1072091	163000902	9/14/2015	300	1,992,501.59	
1072098	163000911409CHEC	9/14/2015	300	46,396.84	
1072097	16300091408CASH	9/14/2015	300	11,541.44	
1072092	16300091403SRO L	9/14/2015	300	9,913.20	
1072090	162703000901	9/14/2015	300	5,601.79	
1072093	16300091404CASH	9/14/2015	300	4,043.23	
1072096	16300091407OTHE	9/14/2015	300	497.22	
1072101	163000910	9/14/2015	300		3,848.50
1072081	162700903	9/14/2015	300		11,000,000.00
1072989	153000908 AIRS TA	9/15/2015	300	5,559,090.94	
1072980	153000902	9/15/2015	300	2,790,772.19	
1072990	153000909 AIRS DE	9/15/2015	300	2,163,373.00	
1072991	153000910 AIRS DE	9/15/2015	300	37,005.35	
1072993	153000912 AIRS DE	9/15/2015	300	34,241.60	
1072988	153000907 AIRS TA	9/15/2015	300	6,674.67	
1072986	153000906 AIRS TA	9/15/2015	300	6,019.20	
1072992	153000911 AIRS DE	9/15/2015	300	4,864.65	
1072977	153000901	9/15/2015	300	1,153.98	
1072982	153000903	9/15/2015	300		11,000,000.00
1072983	153000904	9/15/2015	300		429.99
1073129	153000908 AIRS TA	9/16/2015	300	7,024,331.32	
1073130	153000909 AIRS DE	9/16/2015	300	2,566,942.68	
1073113	153000902	9/16/2015	300	1,473,802.65	
1073133	153000912 AIRS DE	9/16/2015	300	23,287.74	
1073127	153000906 AIRS TA	9/16/2015	300	9,804.30	
1073128	153000907 AIRS TA	9/16/2015	300	4,085.27	

Run Date: 12/31/2015
 Run Time: 3:29:02PM

Demand Account Activity

Start Date: 7/1/2015 End Date: 12/31/2015

Page: 194
 User: 0

Jnl. Entry	Ref #	Trx. Date	Ledger	Debit Amount	Credit Amount
1073095	153000901	9/16/2015	300	3,218.25	
1073131	153000910 AIRS D€	9/16/2015	300	1,000.00	
1073132	153000911 AIRS D€	9/16/2015	300	439.31	
1073134	153000913 AIRS D€	9/16/2015	300	200.00	
1073114	153000903	9/16/2015	300		11,000,000.00
1073359	153000904	9/16/2015	300		3,637.64
1075082	153000908 AIRS TA	9/17/2015	300	12,874,055.54	
1075074	153000902	9/17/2015	300	6,271,406.70	
1075084	153000909 AIRS D€	9/17/2015	300	2,568,451.00	
1075087	153000912 AIRS D€	9/17/2015	300	25,476.53	
1075080	153000906 AIRS TA	9/17/2015	300	12,955.80	
1075081	153000907 AIRS TA	9/17/2015	300	9,256.99	
1075086	153000911 AIRS D€	9/17/2015	300	5,481.93	
1075073	153000901	9/17/2015	300	1,541.45	
1075085	153000910 AIRS D€	9/17/2015	300	425.00	
1075075	153000903	9/17/2015	300		22,000,000.00
1075564	153000909 AIRS TA	9/18/2015	300	15,128,383.73	
1075553	153000903	9/18/2015	300	2,484,908.25	
1075556	153000910 AIRS D€	9/18/2015	300	1,944,624.19	
1075575	153000913 AIRS D€	9/18/2015	300	139,567.69	
1075566	153000911 AIRS D€	9/18/2015	300	9,058.00	
1075563	153000908 AIRS TA	9/18/2015	300	7,596.38	
1075281	153000901	9/18/2015	300	7,510.30	
1075562	153000907 AIRS TA	9/18/2015	300	6,293.10	
1075571	153000912 AIRS D€	9/18/2015	300	3,412.73	
1075578	153000914 AIRS D€	9/18/2015	300	1,030.10	
1075552	153000902	9/18/2015	300	10.00	
1075555	153000905	9/18/2015	300	3.00	
1075554	153000904	9/18/2015	300		20,000,000.00
1075556	153000906	9/18/2015	300		6,270.50
1075719	153000915	9/18/2015	300		2,765.43
1075750	153000909 AIRS TA	9/21/2015	300	20,875,302.89	
1075744	153000902	9/21/2015	300	3,157,389.02	
1075751	153000910 AIRS D€	9/21/2015	300	2,440,108.84	
1075753	153000911 AIRS D€	9/21/2015	300	24,293.55	
1075748	153000907 AIRS TA	9/21/2015	300	15,444.00	
1075754	153000912 AIRS D€	9/21/2015	300	13,532.84	
1075749	153000908 AIRS TA	9/21/2015	300	7,044.12	
1075755	153000913 AIRS D€	9/21/2015	300	4,215.83	
1075741	153000901	9/21/2015	300	3,231.00	
1075756	153000914 AIRS D€	9/21/2015	300	200.00	
1075761	153000904	9/21/2015	300		3,197.32
1075746	153000903	9/21/2015	300		26,000,000.00
1076165	153000909 AIRS TA	9/22/2015	300	18,755,446.39	
1076153	153000902	9/22/2015	300	8,398,497.34	
1076522	Correct Journal Entr	9/22/2015	300	8,398,497.34	
1076166	153000910 AIRS D€	9/22/2015	300	2,045,711.58	
1076170	153000913 AIRS D€	9/22/2015	300	66,781.49	
1076163	153000907 AIRS TA	9/22/2015	300	9,500.70	
1076168	153000910 AIRS D€	9/22/2015	300	5,875.24	
1076164	153000908 AIRS TA	9/22/2015	300	5,608.22	
1076169	153000912 AIR DSM	9/22/2015	300	3,017.70	
1076117	153000901	9/22/2015	300	2,015.38	
1076160	153000903	9/22/2015	300		29,000,000.00
1076177	153000904	9/22/2015	300		270,204.00
1076521	Back Out Journal Er	9/22/2015	300		8,398,497.34

Run Date: 12/31/2015
 Run Time: 3:29:02PM

Demand Account Activity

Start Date: 7/1/2015 End Date: 12/31/2015

Page: 195
 User: 0

Jnl. Entry	Ref #	Trx. Date	Ledger	Debit Amount	Credit Amount
1076598	153000909 AIRS TA	9/23/2015	300	7,181,593.32	
1076599	153000910 AIRS D€	9/23/2015	300	2,556,439.22	
1076591	153000902	9/23/2015	300	1,371,648.13	
1076607	152700909 AIRS D€	9/23/2015	300	15,551.05	
1076597	153000908 AIRS TA	9/23/2015	300	9,956.69	
1076595	153000907 AIRS TA	9/23/2015	300	7,520.70	
1076590	153000901	9/23/2015	300	3,076.24	
1076602	153000912 AIRS D€	9/23/2015	300	2,957.88	
1076603	153000913 AIRS D€	9/23/2015	300	1,268.00	
1076600	153000911 AIRS D€	9/23/2015	300	400.00	
1076608	153000904	9/23/2015	300		530.00
1076592	153000903	9/23/2015	300		11,000,000.00
1077030	Back Out Journal Er	9/23/2015	300		15,551.05
1077050	153000903	9/24/2015	300	13,973,905.50	
1077056	153000909 AIRS TA	9/24/2015	300	9,698,860.22	
1077060	153000910 AIRS D€	9/24/2015	300	2,728,227.35	
1077065	153000913 AIRS D€	9/24/2015	300	47,551.95	
1077055	153000908 AIRS TA	9/24/2015	300	21,917.65	
1077054	153000907 AIRS TA	9/24/2015	300	15,592.50	
1077049	153000901	9/24/2015	300	2,325.66	
1077064	153000912 AIRS D€	9/24/2015	300	1,710.38	
1077063	153000911 AIRS D€	9/24/2015	300	682.00	
1077295	153000902	9/24/2015	300	110.00	
1077400	153000914	9/24/2015	300	65.00	
1077405	153000916	9/24/2015	300	50.00	
1077404	153000915	9/24/2015	300	33.07	
1077070	153000905	9/24/2015	300		2,262.50
1077052	153000904	9/24/2015	300		27,000,000.00
1077772	153000909 AIRS TA	9/25/2015	300	16,748,052.04	
1077494	153000902	9/25/2015	300	2,763,862.52	
1077773	153000910 AIRS D€	9/25/2015	300	2,062,577.67	
1077791	153000913 AIRS D€	9/25/2015	300	346,159.50	
1077771	153000908 AIRS TA	9/25/2015	300	39,998.43	
1077775	153000911 AIRS D€	9/25/2015	300	10,893.98	
1077770	153000907 AIRS TA	9/25/2015	300	4,276.80	
1077493	153000901	9/25/2015	300	3,907.83	
1077788	153000912 AIRS D€	9/25/2015	300	3,792.20	
1077902	Back Out Journal Er	9/25/2015	300	2,684.73	
1077704	153000903	9/25/2015	300		22,000,000.00
1077705	153000904	9/25/2015	300		2,684.73
1077914	Correct Journal Entr	9/25/2015	300		2,684.73
1078181	153000909 AIRS TA	9/28/2015	300	9,316,302.79	
1077924	153000902	9/28/2015	300	2,534,719.93	
1078182	153000910 AIRS D€	9/28/2015	300	2,146,155.29	
1078185	153000913 AIRS D€	9/28/2015	300	43,207.67	
1078213	1607421	9/28/2015	300	26,798.05	
1078180	153000908 AIRS TA	9/28/2015	300	10,574.55	
1078184	153000912 AIRS D€	9/28/2015	300	6,294.67	
1078293	Correct Journal Entr	9/28/2015	300	5,174.40	
1078179	153000907 AIRS TA	9/28/2015	300	5,174.00	
1077923	153000901	9/28/2015	300	4,541.72	
1078183	153000911 AIRS D€	9/28/2015	300	575.00	
1078175	153000904	9/28/2015	300		7,978.99
1077925	153000903	9/28/2015	300		14,000,000.00
1078263	Back Out Journal Er	9/28/2015	300		5,174.00
1078328	153000909 AIRS TA	9/29/2015	300	3,165,390.36	

Run Date: 12/31/2015
 Run Time: 3:29:02PM

Demand Account Activity

Start Date: 7/1/2015 End Date: 12/31/2015

Page: 196
 User: 0

Jnl. Entry	Ref #	Trx. Date	Ledger	Debit Amount	Credit Amount
1078323	153000903	9/29/2015	300	2,762,695.97	
1078329	153000910 AIRS D€	9/29/2015	300	2,311,791.29	
1078332	153000913 AIRS D€	9/29/2015	300	66,620.39	
1078326	153000907 AIRS TA	9/29/2015	300	8,118.10	
1078331	153000912 AIRS D€	9/29/2015	300	6,563.26	
1078327	153000908 AIRS TA	9/29/2015	300	3,191.66	
1078330	153000911 AIRS D€	9/29/2015	300	2,544.00	
1078312	153000901	9/29/2015	300	1,429.55	
1078319	153000902	9/29/2015	300	272.00	
1078324	153000904	9/29/2015	300		8,000,000.00
1078336	153000905	9/29/2015	300		3,237.00
1079156	16300093006CHEC	9/30/2015	300	4,837,251.51	
1079147	163000902	9/30/2015	300	3,981,595.11	
1079157	16300093007SRO A	9/30/2015	300	2,406,507.77	
1079153	16300093004SROA	9/30/2015	300	8,517.30	
1079160	16300093009cash o	9/30/2015	300	7,783.17	
1079155	16300093005CASH	9/30/2015	300	7,316.71	
1079135	163000901	9/30/2015	300	7,070.82	
1079158	16300093008OTHE	9/30/2015	300	6,030.17	
1079162	16300093010check	9/30/2015	300	327.08	
1079127	162700902	9/30/2015	300		12,000,000.00
1079150	163000903	9/30/2015	300		2,346.96
1080467	153001002	10/1/2015	300	7,797,380.57	
1080466	153001001	10/1/2015	300	7,696.94	
1080473	153001005	10/1/2015	300	100.00	
1080468	153001003	10/1/2015	300		7,000,000.00
1080469	153001004	10/1/2015	300		38,003.84
1080707	16300100204SROA	10/2/2015	300	5,034,055.14	
1080703	163001002	10/2/2015	300	953,995.02	
1080708	16300100205OTHE	10/2/2015	300	51,197.08	
1080702	163001001	10/2/2015	300	3,714.28	
1080709	16300100206CASH	10/2/2015	300	1,163.62	
1080694	162701003	10/2/2015	300		6,000,000.00
1080706	163001003	10/2/2015	300		4,451.70
1080989	153001002	10/5/2015	300	5,209,637.49	
1080994	153001009 AIRS TA	10/5/2015	300	4,976,811.06	
1080999	153001012 AIRS D€	10/5/2015	300	2,332,374.31	
1081000	153001013 AIRS D€	10/5/2015	300	887,178.22	
1080993	153001008 AIRS TA	10/5/2015	300	17,746.15	
1080987	153001001	10/5/2015	300	8,485.20	
1080992	153001007 AIRS TA	10/5/2015	300	8,058.60	
1081001	153001013 AIRS D€	10/5/2015	300	4,000.00	
1081004	153001015 AIRS D€	10/5/2015	300	1,957.19	
1081003	153001014 AIRS D€	10/5/2015	300	1,561.51	
1080995	153001011 AIRS TA	10/5/2015	300	433.24	
1080990	153001003	10/5/2015	300		13,000,000.00
1081242	153001004	10/5/2015	300		16,394.73
1081651	153001002	10/6/2015	300	4,294,367.94	
1081664	153001009 AIRS TA	10/6/2015	300	2,755,523.86	
1081666	153001010 AIRS D€	10/6/2015	300	2,309,400.34	
1081671	153001013 AIRS D€	10/6/2015	300	1,554,314.49	
1081662	153001007 AIRS TA	10/6/2015	300	17,084.10	
1081663	153001008 AIRS TA	10/6/2015	300	15,880.96	
1081670	153001012 AIRS D€	10/6/2015	300	3,384.50	
1081627	153001001	10/6/2015	300	1,139.20	
1081668	153001011 AIRS D€	10/6/2015	300	875.00	

Run Date: 12/31/2015
 Run Time: 3:29:02PM

Demand Account Activity

Start Date: 7/1/2015 End Date: 12/31/2015

Page: 197
 User: 0

Jnl. Entry	Ref #	Trx. Date	Ledger	Debit Amount	Credit Amount
1081652	153001004	10/6/2015	300		7,987.55
1081653	153001004	10/6/2015	300		12,000,000.00
1081972	153001002	10/7/2015	300	3,490,677.18	
1082098	153001010 AIRS D€	10/7/2015	300	2,759,649.59	
1082096	153001009 AIRS TA	10/7/2015	300	2,647,778.84	
1082099	153001011 AIRS D€	10/7/2015	300	1,413,716.07	
1082101	153001013 AIRS D€	10/7/2015	300	235,407.90	
1082182	Correct Journal Entr	10/7/2015	300	15,410.50	
1082094	153001007 AIRS TA	10/7/2015	300	7,929.90	
1082100	153001012 AIRS D€	10/7/2015	300	6,258.26	
1082095	153001008 AIRS TA	10/7/2015	300	4,043.45	
1081962	153001001	10/7/2015	300	2,191.75	
1082102	153001014 AIRS D€	10/7/2015	300	567.00	
1082156	153001005	10/7/2015	300	146.30	
1082130	153001006	10/7/2015	300	89.60	
1081973	153001003	10/7/2015	300		10,000,000.00
1082160	Correct Journal Entr	10/7/2015	300		1,458.00
1082181	Back Out Journal Er	10/7/2015	300		7,929.90
1082546	153001009 AIRS TA	10/8/2015	300	4,101,295.05	
1082516	153001002	10/8/2015	300	3,657,038.33	
1082547	153001010 AIRS D€	10/8/2015	300	2,560,884.57	
1082550	153001012 AIRS D€	10/8/2015	300	451,323.86	
1082549	153001012 AIRS D€	10/8/2015	300	10,343.39	
1082545	153001008 AIRS TA	10/8/2015	300	9,533.85	
1082528	153001007 AIRS TA	10/8/2015	300	4,953.30	
1082551	153001014 AIRS D€	10/8/2015	300	2,762.00	
1082248	153001001	10/8/2015	300	2,621.41	
1082548	153001011 AIRS D€	10/8/2015	300	879.00	
1082517	153001003	10/8/2015	300		11,000,000.00
1082519	153001004	10/8/2015	300		9,394.10
1082985	153001009 AIRS TA	10/9/2015	300	2,966,764.88	
1082936	153001002	10/9/2015	300	2,385,641.38	
1083073	Correct Journal Entr	10/9/2015	300	2,385,641.38	
1082986	153001010 AIRS D€	10/9/2015	300	2,152,479.45	
1082990	153001013 AIRS D€	10/9/2015	300	407,294.78	
1082987	153001011 AIRS D€	10/9/2015	300	14,649.97	
1082946	153001008 AIRS TA	10/9/2015	300	5,179.07	
1082945	153001007 AIRS TA	10/9/2015	300	4,425.30	
1082926	153001001	10/9/2015	300	2,929.15	
1082993	153001014 AIRS D€	10/9/2015	300	855.00	
1082988	153001012 AIRS D€	10/9/2015	300	110.00	
1082937	153001003	10/9/2015	300		8,000,000.00
1083003	153001004	10/9/2015	300		3,385.42
1083064	Back Out Journal Er	10/9/2015	300		2,385,641.38
1083427	153001003	10/12/2015	300	5,048,092.11	
1083146	153001001	10/12/2015	300	4,509.70	
1083151	153001002	10/12/2015	300		7,000,000.00
1083726	153001009 AIRS TA	10/13/2015	300	5,096,101.66	
1083728	153001011 AIRS D€	10/13/2015	300	3,912,271.30	
1083701	153001002	10/13/2015	300	3,764,909.95	
1083731	153001014 AIRS D€	10/13/2015	300	303,030.39	
1083722	153001007 AIRS TA	10/13/2015	300	21,591.90	
1083725	153001008 AIRS TA	10/13/2015	300	14,381.25	
1083730	153001013 AIRS D€	10/13/2015	300	8,331.15	
1083697	153001001	10/13/2015	300	4,252.88	
1083732	153001015 AIRS D€	10/13/2015	300	3,406.50	

Run Date: 12/31/2015
 Run Time: 3:29:02PM

Demand Account Activity

Start Date: 7/1/2015 End Date: 12/31/2015

Page: 198
 User: 0

Jnl. Entry	Ref #	Trx. Date	Ledger	Debit Amount	Credit Amount
1083729	153001012 AIRS D€	10/13/2015	300	1,550.00	
1083727	153001010 AIRS TA	10/13/2015	300	587.00	
1083704	153001004	10/13/2015	300	50.00	
1083702	153001003	10/13/2015	300		229.00
1083705	153001005	10/13/2015	300		11,000,000.00
1084069	153001003	10/14/2015	300	3,060,451.16	
1084082	153001009 AIRS TA	10/14/2015	300	2,648,550.98	
1084083	153001010 AIRS D€	10/14/2015	300	1,435,169.75	
1084091	153001013 AIRS D€	10/14/2015	300	871,418.81	
1084087	153001011 AIRS D€	10/14/2015	300	24,567.82	
1084089	153001012 AIRS D€	10/14/2015	300	16,213.60	
1084080	153001008 AIRS TA	10/14/2015	300	9,333.88	
1084067	153001001	10/14/2015	300	2,909.37	
1084078	153001007 AIRS TA	10/14/2015	300	2,174.70	
1084068	153001002	10/14/2015	300	690.00	
1084094	153001014 AIRS D€	10/14/2015	300	200.00	
1084071	153001005	10/14/2015	300	1.80	
1084070	153001004	10/14/2015	300		8,000,000.00
1084072	153001006	10/14/2015	300		11,563.42
1085443	153001009 AIRS TA	10/15/2015	300	5,461,635.79	
1085431	153001002	10/15/2015	300	3,086,152.63	
1085447	153001011 AIRS D€	10/15/2015	300	2,487,844.35	
1085450	153001014 AIRS D€	10/15/2015	300	455,840.77	
1085439	153001007 AIRS TA	10/15/2015	300	12,213.30	
1085449	153001013 AIRS D€	10/15/2015	300	7,332.55	
1085445	153001010 AIRS TA	10/15/2015	300	3,853.00	
1085429	153001001	10/15/2015	300	2,673.30	
1085441	153001008 AIRS TA	10/15/2015	300	2,441.87	
1085448	153001012 AIRS D€	10/15/2015	300	792.00	
1085432	153001003	10/15/2015	300		12,000,000.00
1085433	153001004	10/15/2015	300		4,752.00
1085947	153001009 AIRS TA	10/16/2015	300	3,393,031.41	
1085928	153001002	10/16/2015	300	3,097,515.34	
1085948	153001010 AIRS D€	10/16/2015	300	2,157,245.92	
1085951	153001013 AIRS D€	10/16/2015	300	241,342.82	
1085950	153001012 AIRS D€	10/16/2015	300	18,712.25	
1085915	153001001	10/16/2015	300	8,800.89	
1085945	153001007 AIRS TA	10/16/2015	300	6,580.20	
1085946	153001008 AIRS TA	10/16/2015	300	4,864.99	
1085949	153001011 AIRS D€	10/16/2015	300	325.00	
1085938	153001003	10/16/2015	300		9,000,000.00
1085939	153001004	10/16/2015	300		3,114.07
1086070	153001002	10/19/2015	300	16,511,291.97	
1086076	153001009 AIRS TA	10/19/2015	300	4,511,976.95	
1086077	153001010 AIRS D€	10/19/2015	300	2,135,697.31	
1086081	153001013 AIRS D€	10/19/2015	300	703,773.84	
1086078	153001011 AIRS D€	10/19/2015	300	23,606.89	
1086075	153001008 AIRS TA	10/19/2015	300	6,890.10	
1086074	153001007 AIRS TA	10/19/2015	300	6,411.90	
1086069	153001001	10/19/2015	300	3,689.95	
1086079	153001012 AIRS D€	10/19/2015	300	2,249.61	
1086071	153001003	10/19/2015	300		24,000,000.00
1086102	153001004	10/19/2015	300		1,236.62
1086753	153001009 AIRS TA	10/20/2015	300	7,575,647.95	
1086746	153001002	10/20/2015	300	2,222,709.00	
1086754	153001010 AIRS D€	10/20/2015	300	1,850,963.98	

Run Date: 12/31/2015
 Run Time: 3:29:02PM

Demand Account Activity

Start Date: 7/1/2015 End Date: 12/31/2015

Page: 199
 User: 0

Jnl. Entry	Ref #	Trx. Date	Ledger	Debit Amount	Credit Amount
1086757	153001013 AIRS D€	10/20/2015	300	18,785.53	
1086752	153001008 AIRS TA	10/20/2015	300	11,317.47	
1086749	153001007 AIRS TA	10/20/2015	300	10,028.70	
1086755	153001011 AIRS D€	10/20/2015	300	4,015.57	
1086756	153001012 AIRS D€	10/20/2015	300	3,913.13	
1086745	153001001	10/20/2015	300	2,629.14	
1086747	153001003	10/20/2015	300		11,000,000.00
1086760	153001004	10/20/2015	300		2,508.00
1087225	153001009 AIRS TA	10/21/2015	300	10,457,355.73	
1087227	153001010 AIRS D€	10/21/2015	300	2,082,411.48	
1086889	153001002	10/21/2015	300	1,932,399.86	
1087210	153001007 AIRS TA	10/21/2015	300	7,494.30	
1087222	153001008 AIRS TA	10/21/2015	300	6,883.46	
1087231	153001013 AIRS D€	10/21/2015	300	5,623.21	
1087229	153001011 AIRS D€	10/21/2015	300	4,145.66	
1086875	153001001	10/21/2015	300	2,114.99	
1087230	153001012 AIRS D€	10/21/2015	300	744.32	
1086890	153001003	10/21/2015	300		15,000,000.00
1086894	153001004	10/21/2015	300		4,779.11
1087387	153001009 AIRS TA	10/22/2015	300	16,322,635.02	
1087389	153001011 AIRS D€	10/22/2015	300	2,184,849.06	
1087380	153001002	10/22/2015	300	1,661,251.29	
1087392	153001014 AIRS D€	10/22/2015	300	65,656.62	
1087385	153001007 AIRS TA	10/22/2015	300	20,503.20	
1087390	153001012 AIRS D€	10/22/2015	300	11,911.46	
1087386	153001008 AIRS TA	10/22/2015	300	11,064.85	
1087391	153001013 AIRS D€	10/22/2015	300	5,383.30	
1087379	153001001	10/22/2015	300	5,054.25	
1087388	153001010 AIRS TA	10/22/2015	300	5,000.00	
1087393	153001015 AIRS D€	10/22/2015	300	44.10	
1087381	153001003	10/22/2015	300		20,000,000.00
1087382	153001004	10/22/2015	300		2,691.27
1088071	152701007 AIRS TA	10/23/2015	300	16,420,011.49	
1087843	153001009 AIRS TA	10/23/2015	300	13,318,024.56	
1087844	153001010 AIRS D€	10/23/2015	300	1,872,252.30	
1087838	153001002	10/23/2015	300	1,286,610.87	
1087842	153001008 AIRS TA	10/23/2015	300	16,263.28	
1088066	153001013 AIRS D€	10/23/2015	300	15,615.44	
1088174	152701008 AIRS TA	10/23/2015	300	14,396.92	
1087841	153001007 AIRS TA	10/23/2015	300	9,289.50	
1087845	153001011 AIRS D€	10/23/2015	300	8,904.00	
1087847	153001012 AIRS D€	10/23/2015	300	6,050.63	
1088176	152701010 AIRS D€	10/23/2015	300	2,344.53	
1087837	153001001	10/23/2015	300	1,429.25	
1088175	152701009 AIRS D€	10/23/2015	300	578.57	
1088069	153001014 AIRS D€	10/23/2015	300	12.00	
1087839	153001003	10/23/2015	300		17,000,000.00
1088177	153001004	10/23/2015	300		4,362.03
1088280	Back Out Journal Er	10/23/2015	300		16,420,011.49
1088283	Back Out Journal Er	10/23/2015	300		578.57
1088285	Back Out Journal Er	10/23/2015	300		2,344.53
1088288	Back Out Journal Er	10/23/2015	300		14,396.92
1088673	163001002	10/26/2015	300	14,005,514.70	
1088680	16300102610CHEC	10/26/2015	300	9,781,804.87	
1088676	16300102606CHEC	10/26/2015	300	9,764,765.29	
1088677	16300102607SROA	10/26/2015	300	1,580,792.29	

Run Date: 12/31/2015
 Run Time: 3:29:02PM

Demand Account Activity

Start Date: 7/1/2015 End Date: 12/31/2015

Page: 200
 User: 0

Jnl. Entry	Ref #	Trx. Date	Ledger	Debit Amount	Credit Amount
1088675	16300102605CASH	10/26/2015	300	32,585.80	
1088783	Correct Journal Entr	10/26/2015	300	17,039.58	
1088679	16300102609CASH	10/26/2015	300	9,422.89	
1088674	16300102604SRO A	10/26/2015	300	6,930.00	
1088672	163001001	10/26/2015	300	1,537.74	
1088678	16300102608OTHE	10/26/2015	300	400.00	
1088361	162701003	10/26/2015	300		25,000,000.00
1088710	RETURNED ITEMS	10/26/2015	300		32,061.09
1088782	Back Out Journal Er	10/26/2015	300		9,781,804.87
1089315	153001002	10/27/2015	300	6,733,619.59	
1089328	153001009 AIRS TA	10/27/2015	300	5,935,918.02	
1089329	153001010 AIRS DE	10/27/2015	300	1,975,257.89	
1089327	153001008 AIRS TA	10/27/2015	300	10,499.37	
1089326	153001007 AIRS TA	10/27/2015	300	7,751.70	
1089332	153001013 AIRS DE	10/27/2015	300	6,049.84	
1088791	153001001	10/27/2015	300	2,110.18	
1089331	153001012 AIRS DE	10/27/2015	300	676.64	
1089330	153001011 AIRS DE	10/27/2015	300	625.00	
1089333	153001014 AIRS DE	10/27/2015	300	116.00	
1089319	153001005	10/27/2015	300	50.00	
1089317	153001003	10/27/2015	300		15,000,000.00
1089318	153001004	10/27/2015	300		91,592.58
1089490	153001003	10/28/2015	300	4,680,100.74	
1089788	153001009 AIRS TA	10/28/2015	300	3,367,784.52	
1089809	153001010 AIRS DE	10/28/2015	300	2,065,864.25	
1089817	153001013 AIRS DE	10/28/2015	300	39,159.11	
1089816	153001012 AIRS DE	10/28/2015	300	12,638.59	
1089494	153001007 AIRS TA	10/28/2015	300	10,880.10	
1089487	153001001	10/28/2015	300	6,301.38	
1089718	153001008 AIRS TA	10/28/2015	300	3,050.98	
1089813	153001011 AIRS DE	10/28/2015	300	1,570.54	
1089489	153001002	10/28/2015	300	312.00	
1089826	153001006	10/28/2015	300	51.60	
1089491	153001004	10/28/2015	300		10,000,000.00
1089823	153001005	10/28/2015	300		8,244.32
1091075	153001009 AIRS TA	10/29/2015	300	3,565,468.77	
1091052	153001003	10/29/2015	300	3,111,730.93	
1091077	153001010 AIRS DE	10/29/2015	300	2,336,963.98	
1091102	1610264	10/29/2015	300	22,505.30	
1091083	153001013 AIRS DE	10/29/2015	300	17,459.01	
1091070	153001008 AIRS TA	10/29/2015	300	9,032.93	
1091064	153001007 AIRS TA	10/29/2015	300	8,626.20	
1091082	153001012 AIRS DE	10/29/2015	300	4,135.17	
1091047	153001001	10/29/2015	300	1,262.68	
1091079	153001011 AIRS DE	10/29/2015	300	600.00	
1091050	153001002	10/29/2015	300	40.00	
1091054	153001004	10/29/2015	300		9,000,000.00
1091056	153001005	10/29/2015	300		6,354.73
1091529	163001002	10/30/2015	300	5,108,972.06	
1091537	16300103006CHEC	10/30/2015	300	3,331,915.98	
1091539	16300103007SRO A	10/30/2015	300	1,752,405.69	
1091541	16300103008OTHE	10/30/2015	300	886,555.00	
1091535	16300103005CASH	10/30/2015	300	21,953.86	
1091544	16300103010CHEC	10/30/2015	300	10,399.74	
1091543	16300103009CASH	10/30/2015	300	9,369.57	
1091532	06300103004SRO A	10/30/2015	300	6,461.40	

Run Date: 12/31/2015
 Run Time: 3:29:02PM

Demand Account Activity

Page: 201
 User: 0

Start Date: 7/1/2015 End Date: 12/31/2015

Jnl. Entry	Ref #	Trx. Date	Ledger	Debit Amount	Credit Amount
1091202	163001001	10/30/2015	300	3,621.46	
1091531	163001003	10/30/2015	300		29,689.00
1091551	162701003	10/30/2015	300		11,000,000.00
1091726	153001002	11/2/2015	300	13,164,813.00	
1091725	153001001	11/2/2015	300	10,528.73	
1091727	153001003	11/2/2015	300		13,000,000.00
1092399	153001109 AIRS D€	11/3/2015	300	3,755,669.34	
1092388	153001102	11/3/2015	300	1,721,917.54	
1092398	153001107 AIRS TA	11/3/2015	300	13,635.60	
1092401	153001111 AIRS D€	11/3/2015	300	5,207.57	
1092400	153001110 AIRS D€	11/3/2015	300	1,668.00	
1092387	153001101	11/3/2015	300	734.95	
1092390	153001104	11/3/2015	300	100.00	
1092391	153001105	11/3/2015	300	96.60	
1092389	153001103	11/3/2015	300	50.00	
1092393	153001106	11/3/2015	300		6,000,000.00
1092394	153001112	11/3/2015	300		22,662.87
1092516	153001110 AIRS D€	11/4/2015	300	2,555,077.60	
1092510	153001102	11/4/2015	300	2,207,873.35	
1092515	153001109 AIRS TA	11/4/2015	300	2,108,122.84	
1092517	153001111 AIRS D€	11/4/2015	300	1,842,572.36	
1092514	153001108 AIRS TA	11/4/2015	300	15,065.01	
1092513	153001107 AIRS TA	11/4/2015	300	14,067.90	
1092505	153001101	11/4/2015	300	3,378.72	
1092518	153001113 AIRS D€	11/4/2015	300	214.92	
1092511	153001103	11/4/2015	300		8,000,000.00
1092523	153001104	11/4/2015	300		9,518.28
1092954	153001102	11/5/2015	300	10,477,517.22	
1092960	153001109 AIRS TA	11/5/2015	300	3,953,999.33	
1092961	153001110 AIRS D€	11/5/2015	300	2,731,166.56	
1092965	153001113 AIRS D€	11/5/2015	300	131,003.85	
1093351	Back Out Journal Er	11/5/2015	300	18,597.76	
1092958	153001107 AIRS TA	11/5/2015	300	9,843.90	
1092959	153001108 AIRS TA	11/5/2015	300	8,601.26	
1092963	153001112	11/5/2015	300	5,716.24	
1092953	153001101	11/5/2015	300	2,278.96	
1092962	153001111 AIRS D€	11/5/2015	300	400.00	
1092966	153001114 AIRS D€	11/5/2015	300	106.00	
1092955	153001103	11/5/2015	300		9,000,000.00
1092970	153001104	11/5/2015	300		18,597.76
1093368	Correct Journal Entr	11/5/2015	300		18,597.76
1093640	153001103	11/6/2015	300	6,246,375.65	
1093653	153001109 AIRS TA	11/6/2015	300	2,282,378.82	
1093656	153001111 AIRS D€	11/6/2015	300	1,971,828.58	
1093642	153001105	11/6/2015	300	125,488.79	
1093661	153001114 AIRS D€	11/6/2015	300	92,192.42	
1093657	153001112 AIRS D€	11/6/2015	300	43,069.97	
1093652	153001108 AIRS TA	11/6/2015	300	8,109.39	
1093645	153001107 AIRS TA	11/6/2015	300	7,164.30	
1093654	153001110 AIRS TA	11/6/2015	300	5,000.00	
1093659	153001113 AIRS D€	11/6/2015	300	4,455.89	
1093638	153001101	11/6/2015	300	3,962.95	
1093639	153001102	11/6/2015	300	20.00	
1093641	153001104	11/6/2015	300		19,000,000.00
1093644	153001106	11/6/2015	300		4,708.50
1094002	153001102	11/9/2015	300	2,079,795.48	

Run Date: 12/31/2015
 Run Time: 3:29:02PM

Demand Account Activity

Start Date: 7/1/2015 End Date: 12/31/2015

Page: 202
 User: 0

Jnl. Entry	Ref #	Trx. Date	Ledger	Debit Amount	Credit Amount
1094015	153001109 AIRS TA	11/9/2015	300	1,876,290.94	
1094016	153001110 AIRS D€	11/9/2015	300	1,752,851.36	
1094017	153001111 AIRS D€	11/9/2015	300	35,546.19	
1094018	153001112 AIRS D€	11/9/2015	300	13,290.00	
1094009	153001107 AIRS TA	11/9/2015	300	11,114.40	
1093770	153001101	11/9/2015	300	6,268.04	
1094014	153001108 AIRS TA	11/9/2015	300	4,921.53	
1094019	153001113 AIRS D€	11/9/2015	300	4,862.95	
1094020	153001114 AIRS D€	11/9/2015	300	418.00	
1094005	153001103	11/9/2015	300		6,000,000.00
1094006	153001104	11/9/2015	300		2,896.56
1094152	153001103	11/10/2015	300	3,827,115.00	
1094261	153001109 AIRS TA	11/10/2015	300	2,295,312.54	
1094262	153001110 AIRS D€	11/10/2015	300	1,890,213.47	
1094266	153001113 AIRS D€	11/10/2015	300	40,808.90	
1094260	153001108 AIRS TA	11/10/2015	300	13,269.97	
1094258	153001107 AIRS TA	11/10/2015	300	10,259.40	
1094264	153001112 AIRS D€	11/10/2015	300	6,854.56	
1094147	153001101	11/10/2015	300	1,615.95	
1094263	153001111 AIRS D€	11/10/2015	300	1,568.00	
1094151	153001102	11/10/2015	300	22.00	
1094153	153001104	11/10/2015	300		8,000,000.00
1094161	153001105	11/10/2015	300		352.00
1095437	153001102	11/12/2015	300	4,667,382.35	
1095447	153001109 AIRS TA	11/12/2015	300	2,275,534.28	
1095448	153001110 AIRS D€	11/12/2015	300	2,242,983.41	
1095449	153001111 AIRS D€	11/12/2015	300	17,635.23	
1095446	153001108 AIRS TA	11/12/2015	300	8,858.53	
1095445	153001107 AIRS TA	11/12/2015	300	8,609.70	
1095450	153001112 AIRS D€	11/12/2015	300	4,931.81	
1095451	153001113 AIRS D€	11/12/2015	300	1,350.29	
1095436	153001101	11/12/2015	300	1,009.50	
1095452	153001114 AIRS D€	11/12/2015	300	33.60	
1095559	153001105	11/12/2015	300	32.50	
1095438	153001103	11/12/2015	300		9,000,000.00
1095439	153001104	11/12/2015	300		2,012.12
1095606	153001103	11/13/2015	300	8,796,043.85	
1095614	153001109 AIRS TA	11/13/2015	300	4,193,776.62	
1095615	153001110 AIRS D€	11/13/2015	300	2,517,386.99	
1095613	153001108 AIRS TA	11/13/2015	300	21,437.29	
1095619	153001113 AIRS D€	11/13/2015	300	9,461.31	
1095612	153001107 AIRS TA	11/13/2015	300	8,375.40	
1095617	153001112 AIRS D€	11/13/2015	300	7,184.06	
1095604	153001101	11/13/2015	300	3,825.79	
1095605	153001102	11/13/2015	300	310.00	
1095616	153001111 AIRS D€	11/13/2015	300	275.00	
1095607	153001104	11/13/2015	300		16,000,000.00
1095624	153001105	11/13/2015	300		6,974.37
1096633	153001102	11/16/2015	300	4,655,378.78	
1096642	153001109 AIRS TA	11/16/2015	300	2,272,437.22	
1096643	153001110 AIRS D€	11/16/2015	300	1,865,412.35	
1096646	153001113 AIRS D€	11/16/2015	300	22,813.39	
1096645	153001112 AIRS D€	11/16/2015	300	13,258.56	
1096640	153001107 AIRS TA	11/16/2015	300	7,926.60	
1096641	153001108 AIRS TA	11/16/2015	300	6,243.20	
1096644	153001111 AIRS D€	11/16/2015	300	4,797.05	

Run Date: 12/31/2015
 Run Time: 3:29:02PM

Demand Account Activity

Page: 203
 User: 0

Start Date: 7/1/2015 End Date: 12/31/2015

Jnl. Entry	Ref #	Trx. Date	Ledger	Debit Amount	Credit Amount
1096632	153001101	11/16/2015	300	2,763.50	
1096634	153001103	11/16/2015	300		9,000,000.00
1096635	153001104	11/16/2015	300		7,148.29
1097109	153001102	11/17/2015	300	3,826,492.18	
1097125	153001109 AIRS TA	11/17/2015	300	3,334,075.73	
1097126	153001110 AIRS DE	11/17/2015	300	2,688,284.42	
1097124	153001108 AIRS TA	11/17/2015	300	7,542.27	
1097123	153001107 AIRS TA	11/17/2015	300	7,104.90	
1097128	153001112 AIRS DE	11/17/2015	300	4,657.55	
1097129	153001113 AIRS DE	11/17/2015	300	4,219.63	
1097108	153001101	11/17/2015	300	3,624.12	
1097127	153001111 AIRS DE	11/17/2015	300	261.34	
1097110	153001103	11/17/2015	300		8,000,000.00
1097113	153001104	11/17/2015	300		10,662.53
1097278	153001102	11/18/2015	300	21,685,447.67	
1097288	153001109 AIRS TA	11/18/2015	300	3,145,943.25	
1097289	153001110 AIRS DE	11/18/2015	300	2,191,427.46	
1097287	153001108 AIRS TA	11/18/2015	300	12,364.95	
1097291	153001112 AIRS DE	11/18/2015	300	8,286.31	
1097286	153001107 AIRS TA	11/18/2015	300	7,989.30	
1097276	153001101	11/18/2015	300	3,563.63	
1097290	153001111 AIRS DE	11/18/2015	300	925.00	
1097292	153001113 AIRS DE	11/18/2015	300	777.88	
1097293	153001114 AIRS DE	11/18/2015	300	87.00	
1097280	153001103	11/18/2015	300		29,000,000.00
1097297	153001104	11/18/2015	300		3,869.91
1097917	153001102	11/19/2015	300	9,997,363.82	
1098199	153001109 AIRS TA	11/19/2015	300	8,271,091.13	
1098200	153001110 AIRS DE	11/19/2015	300	2,436,478.57	
1098203	153001113 AIRS DE	11/19/2015	300	135,466.40	
1098312	1612097	11/19/2015	300	23,015.49	
1098197	153001107 AIR TAX	11/19/2015	300	7,557.00	
1098198	153001108 AIRS TA	11/19/2015	300	6,639.82	
1098202	153001112 AIRS DE	11/19/2015	300	2,787.23	
1097916	153001101	11/19/2015	300	2,450.45	
1098201	153001111 AIRS DE	11/19/2015	300	375.00	
1098208	153001104	11/19/2015	300		6,303.00
1097918	153001102	11/19/2015	300		21,000,000.00
1098658	163001103	11/20/2015	300	8,859,017.32	
1098666	16300112006CHEC	11/20/2015	300	4,808,132.03	
1098668	16300112008SRO L	11/20/2015	300	1,441,145.66	
1098672	16300112011CHEC	11/20/2015	300	21,597.44	
1098669	16300112009OTHE	11/20/2015	300	15,794.54	
1098665	16300112005CASH	11/20/2015	300	14,580.35	
1098664	16300112004SRO A	11/20/2015	300	6,068.70	
1098656	163001101	11/20/2015	300	3,112.62	
1098671	16300112010CASH	11/20/2015	300	2,524.19	
1098657	163001102	11/20/2015	300	900.00	
1098655	162701109	11/20/2015	300		15,000,000.00
1098659	163001112	11/20/2015	300		1,027.85
1099134	153001109 AIRS TA	11/23/2015	300	4,620,060.78	
1099103	153001103	11/23/2015	300	4,044,930.58	
1099135	153001110 AIRS DE	11/23/2015	300	1,772,974.76	
1099136	153001111 AIRS DE	11/23/2015	300	205,804.00	
1098780	153001101	11/23/2015	300	7,372.28	
1099129	153001107 AIRS TA	11/23/2015	300	5,649.60	

Run Date: 12/31/2015
 Run Time: 3:29:02PM

Demand Account Activity

Page: 204
 User: 0

Start Date: 7/1/2015 End Date: 12/31/2015

Jnl. Entry	Ref #	Trx. Date	Ledger	Debit Amount	Credit Amount
1099133	153001108 AIRS TA	11/23/2015	300	4,670.89	
1099138	153001113 AIRS DE	11/23/2015	300	3,002.49	
1099137	153001112 AIRS DE	11/23/2015	300	2,640.68	
1099102	153001102	11/23/2015	300	578.00	
1099104	153001104	11/23/2015	300		10,000,000.00
1099125	153001105	11/23/2015	300		27,583.96
1099126	153001106	11/23/2015	300		4,647,955.36
1099495	153001103	11/24/2015	300	9,637,373.63	
1099532	153001109 AIRS TA	11/24/2015	300	4,008,946.49	
1099533	153001110 AIRS DE	11/24/2015	300	1,854,986.14	
1099531	153001108 AIRS TA	11/24/2015	300	9,739.14	
1099530	153001107 AIRS TA	11/24/2015	300	7,834.20	
1099534	153001111 AIRS DE	11/24/2015	300	4,165.78	
1099491	153001101	11/24/2015	300	3,999.45	
1099535	153001112 AIRS DE	11/24/2015	300	3,396.40	
1099536	153001113 AIRS DE	11/24/2015	300	65.33	
1099501	153001106	11/24/2015	300	50.00	
1099493	153001102	11/24/2015	300	10.00	
1099499	153001105	11/24/2015	300	1.60	
1099497	153001104	11/24/2015	300		11,000,000.00
1099529	153001114	11/24/2015	300		7,207.96
1099981	153001109 AIRS TA	11/25/2015	300	4,680,428.88	
1099707	153001102	11/25/2015	300	2,342,269.24	
1099986	153001110 AIRS DE	11/25/2015	300	1,995,730.80	
1099993	153001113 AIRS DE	11/25/2015	300	50,680.65	
1099987	153001111 AIRS DE	11/25/2015	300	37,339.24	
1099980	153001108 AIRS TA	11/25/2015	300	17,037.55	
1099926	153001107 AIRS TA	11/25/2015	300	11,939.40	
1099988	153001112 AIRS DE	11/25/2015	300	5,304.09	
1099706	153001101	11/25/2015	300	1,406.38	
1099708	153001103	11/25/2015	300		9,000,000.00
1099925	153001104	11/25/2015	300		55,580.25
1100109	153001115	11/25/2015	300		160.97
1101184	16300113007CHEC	11/30/2015	300	17,113,453.51	
1101186	16300113009SRO A	11/30/2015	300	2,524,112.30	
1101172	163001103	11/30/2015	300	2,223,004.80	
1101183	16300113006CASH	11/30/2015	300	36,356.48	
1101189	16300113011CASH	11/30/2015	300	8,530.06	
1101174	16300113005SRO A	11/30/2015	300	6,817.80	
1101185	16300113008FORE	11/30/2015	300	2,029.00	
1101170	163001101	11/30/2015	300	1,572.31	
1101190	16300113012CHEC	11/30/2015	300	812.93	
1101188	16300113010OTHE	11/30/2015	300	350.00	
1101171	163001102	11/30/2015	300	300.00	
1101159	162701110	11/30/2015	300		3,000,000.00
1101160	162701111	11/30/2015	300		19,000,000.00
1101173	163001104	11/30/2015	300		3,925.16
1101585	153001202	12/1/2015	300	3,596,429.46	
1101584	153001201	12/1/2015	300	6,226.89	
1101589	153001203	12/1/2015	300		4,000,000.00
1101590	153001204	12/1/2015	300		992,694.96
1101998	163001208SROAIR	12/2/2015	300	4,843,564.99	
1101995	163001202	12/2/2015	300	4,562,657.41	
1101999	163001209OTHER /	12/2/2015	300	888,635.49	
1101997	163001204SRO AIR	12/2/2015	300	15,140.40	
1102000	163001210CASHOF	12/2/2015	300	11,845.57	

Run Date: 12/31/2015
 Run Time: 3:29:02PM

Demand Account Activity

Start Date: 7/1/2015 End Date: 12/31/2015

Page: 205
 User: 0

Jnl. Entry	Ref #	Trx. Date	Ledger	Debit Amount	Credit Amount
1101994	162701201	12/2/2015	300	984.00	
1101983	162701203	12/2/2015	300		9,000,000.00
1101996	163001203	12/2/2015	300		1,837.75
1102455	153001211 AIRS D€	12/3/2015	300	3,594,476.27	
1102451	153001209 AIRS TA	12/3/2015	300	2,993,521.31	
1102461	153001212 AIRS D€	12/3/2015	300	1,933,497.95	
1102443	153001202	12/3/2015	300	1,203,009.47	
1102465	153001214 AIRS D€	12/3/2015	300	41,049.24	
1102449	153001208 AIRS TA	12/3/2015	300	6,857.83	
1102464	153001213 AIRS D€	12/3/2015	300	6,000.00	
1102448	153001207 AIRS TA	12/3/2015	300	5,903.70	
1102442	153001201	12/3/2015	300	2,811.97	
1102467	153001215 AIRS D€	12/3/2015	300	663.40	
1102454	153001210 AIRS TA	12/3/2015	300	565.00	
1102446	153001205	12/3/2015	300	64.09	
1102444	153001203	12/3/2015	300		13,631.55
1102445	153001204	12/3/2015	300		10,000,000.00
1102607	153001202	12/4/2015	300	2,791,490.98	
1102849	153001209 AIRS TA	12/4/2015	300	2,163,430.91	
1102852	153001210 AIRS D€	12/4/2015	300	2,035,911.68	
1102855	153001213 AIRS D€	12/4/2015	300	42,857.92	
1102847	153001208 AIRS TA	12/4/2015	300	13,526.73	
1102845	153001207 AIRS TA	12/4/2015	300	12,576.30	
1102854	153001212 AIRS D€	12/4/2015	300	6,720.34	
1102578	153001201	12/4/2015	300	6,029.03	
1102853	153001211 AIRS D€	12/4/2015	300	2,520.08	
1102789	153001203	12/4/2015	300		7,000,000.00
1103214	153001203	12/7/2015	300	8,054,418.15	
1103220	153001209 AIRS TA	12/7/2015	300	2,700,147.58	
1103221	153001210 AIRS D€	12/7/2015	300	1,842,784.94	
1103227	153001211 AIRS D€	12/7/2015	300	42,776.92	
1103218	153001207 AIRS TA	12/7/2015	300	24,753.30	
1103231	153001213 AIRS D€	12/7/2015	300	22,089.80	
1103219	153001208 AIRS TA	12/7/2015	300	6,399.22	
1103030	153001201	12/7/2015	300	3,738.44	
1103229	153001212 AIRS D€	12/7/2015	300	1,463.72	
1103031	153001202	12/7/2015	300	925.25	
1103313	153001215	12/7/2015	300	130.00	
1103296	153001205	12/7/2015	300	100.00	
1103272	153001214 AIRS D€	12/7/2015	300	15.00	
1103215	153001204	12/7/2015	300		13,000,000.00
1103299	153001206	12/7/2015	300		7,221.00
1103618	153001203	12/8/2015	300	4,685,062.20	
1103691	153001209 AIRS TA	12/8/2015	300	2,427,907.86	
1103692	153001210 AIRS D€	12/8/2015	300	1,995,920.14	
1103630	153001207 AIRS TA	12/8/2015	300	20,948.40	
1103690	153001208 AIRS TA	12/8/2015	300	6,912.40	
1103693	153001211 AIRS D€	12/8/2015	300	6,458.46	
1103694	153001212 AIRS D€	12/8/2015	300	3,915.24	
1103610	153001201	12/8/2015	300	2,208.46	
1103710	153001213 AIRS D€	12/8/2015	300	1,031.14	
1103615	153001202	12/8/2015	300	75.00	
1103621	153001204	12/8/2015	300		9,000,000.00
1103720	153001205	12/8/2015	300		5,510.19
1104167	153001203	12/9/2015	300	3,175,663.18	
1104202	153001209 AIRS TA	12/9/2015	300	2,866,835.86	

Run Date: 12/31/2015
 Run Time: 3:29:02PM

Demand Account Activity

Start Date: 7/1/2015 End Date: 12/31/2015

Page: 206
 User: 0

Jnl. Entry	Ref #	Trx. Date	Ledger	Debit Amount	Credit Amount
1104203	153001210 AIRS D€	12/9/2015	300	2,144,462.65	
1104206	153001213 AIRS D€	12/9/2015	300	29,047.34	
1104205	153001212 AIRS D€	12/9/2015	300	9,970.00	
1104199	153001207 AIRS TA	12/9/2015	300	7,788.00	
1104201	153001208 AIRS TA	12/9/2015	300	3,319.57	
1104164	153001201	12/9/2015	300	2,861.51	
1104204	153001211 AIRS D€	12/9/2015	300	275.00	
1104165	153001202	12/9/2015	300	30.00	
1104173	153001204	12/9/2015	300		8,000,000.00
1104176	153001205	12/9/2015	300		5,497.72
1105409	153001209 AIRS TA	12/10/2015	300	3,532,271.90	
1105415	153001211 AIRS D€	12/10/2015	300	2,659,872.58	
1105392	153001202	12/10/2015	300	2,304,122.54	
1105413	1530012010 AIRS T	12/10/2015	300	21,311.47	
1105417	153001212 AIRS D€	12/10/2015	300	11,523.21	
1105401	153001207 AIRS TA	12/10/2015	300	6,603.30	
1105407	153001208 AIRS TA	12/10/2015	300	3,760.99	
1105419	153001213 AIRS D€	12/10/2015	300	3,305.88	
1105390	153001201	12/10/2015	300	2,658.00	
1105423	153001215 AIRS D€	12/10/2015	300	1,440.55	
1105421	153001214 AIRS D€	12/10/2015	300	615.15	
1105394	153001203	12/10/2015	300		9,000,000.00
1105395	153001204	12/10/2015	300		1,280.25
1105846	153001209 AIRS TA	12/11/2015	300	2,093,938.80	
1105847	153001210 AIRS D€	12/11/2015	300	1,835,910.18	
1105799	153001202	12/11/2015	300	1,801,980.83	
1105845	153001208 AIRS TA	12/11/2015	300	28,521.83	
1105850	153001213 AIRS D€	12/11/2015	300	25,843.56	
1105849	153001211 AIRS D€	12/11/2015	300	18,953.70	
1105844	153001207 AIRS TA	12/11/2015	300	7,134.60	
1105593	153001201	12/11/2015	300	5,289.44	
1105848	153001211 AIRS D€	12/11/2015	300	2,295.72	
1105803	153001202	12/11/2015	300		6,000,000.00
1105854	153001203	12/11/2015	300		21,042.82
1106306	163001206CHECK ;	12/14/2015	300	2,838,501.20	
1106307	163001207SRO DEI	12/14/2015	300	1,824,786.56	
1106302	163001202	12/14/2015	300	1,709,922.61	
1106308	163001208OTHER /	12/14/2015	300	270,610.83	
1106304	163001204SRO DEI	12/14/2015	300	17,968.50	
1106035	163001201	12/14/2015	300	4,111.25	
1106305	163001205CASH OI	12/14/2015	300	3,602.38	
1106309	163001209CASH OI	12/14/2015	300	906.27	
1106310	163001210CHECK ;	12/14/2015	300	411.56	
1106311	163001211FOREIGI	12/14/2015	300	129.50	
1106303	163001203	12/14/2015	300		414.19
1106313	162701202	12/14/2015	300		6,000,000.00
1106734	153001209 AIRS TA	12/15/2015	300	2,816,313.57	
1106726	153001202	12/15/2015	300	2,126,492.81	
1106736	153001210 AIRS D€	12/15/2015	300	1,868,118.50	
1106752	Correct Journal Entr	12/15/2015	300	1,863,118.50	
1106743	153001213 AIRS D€	12/15/2015	300	23,797.67	
1106733	153001207 AIRS TA	12/15/2015	300	9,487.50	
1106735	153001208 AIRS TA	12/15/2015	300	7,233.65	
1106738	153001211 AIRS D€	12/15/2015	300	6,242.33	
1106742	153001212 AIRS D€	12/15/2015	300	2,744.86	
1106438	153001201	12/15/2015	300	1,239.24	

Run Date: 12/31/2015
 Run Time: 3:29:02PM

Demand Account Activity

Page: 207
 User: 0

Start Date: 7/1/2015 End Date: 12/31/2015

Jnl. Entry	Ref #	Trx. Date	Ledger	Debit Amount	Credit Amount
1106727	153001203	12/15/2015	300		6,394.00
1106728	153001204	12/15/2015	300		7,000,000.00
1106751	Back Out Journal Er	12/15/2015	300		1,868,118.50
1106825	153001206	12/15/2015	300		10,000,000.00
1107246	153001209 AIRS TA	12/16/2015	300	3,154,643.18	
1107223	153001202	12/16/2015	300	3,040,392.19	
1107247	153001210 AIRS D€	12/16/2015	300	2,185,711.66	
1107235	153001207 AIRS TA	12/16/2015	300	7,121.40	
1107245	153001208 AIRS TA	12/16/2015	300	6,856.93	
1106924	153001201	12/16/2015	300	1,922.60	
1107249	153001212 AIRS D€	12/16/2015	300	1,301.00	
1107250	153001213 AIRS D€	12/16/2015	300	891.25	
1107248	153001211 AIRS D€	12/16/2015	300	275.00	
1107251	153001214 AIRS D€	12/16/2015	300	17.50	
1107224	153001203	12/16/2015	300		2,921.31
1107995	153001209 AIRS TA	12/17/2015	300	7,868,328.37	
1107987	153001202	12/17/2015	300	3,337,766.23	
1107998	153001210 AIRS D€	12/17/2015	300	2,322,590.00	
1107992	153001207 AIRS TA	12/17/2015	300	11,391.60	
1107993	153001208 AIRS TA	12/17/2015	300	11,287.22	
1108000	153001211 AIRS D€	12/17/2015	300	11,066.69	
1107618	153001201	12/17/2015	300	3,310.55	
1108007	153001214 AIRS D€	12/17/2015	300	2,844.38	
1108003	153001212 AIRS D€	12/17/2015	300	892.63	
1108005	153001213 AIRS D€	12/17/2015	300	74.53	
1107989	153001203	12/17/2015	300		12,000,000.00
1107990	153001204	12/17/2015	300		5,599.24
1108081	152701205	12/17/2015	300		15,600,000.00
1108504	153001209 AIRS TA	12/18/2015	300	3,968,585.45	
1108488	153001203	12/18/2015	300	2,610,726.45	
1108515	153001210 AIRS D€	12/18/2015	300	1,752,781.67	
1108533	153001213 AIRSDS	12/18/2015	300	21,674.28	
1108498	153001207 AIRS TA	12/18/2015	300	14,539.80	
1108503	153001208 AIRS TA	12/18/2015	300	6,453.52	
1108475	153001201	12/18/2015	300	5,278.00	
1108518	153001212 AIRS D€	12/18/2015	300	3,615.87	
1108516	153001211 AIRS D€	12/18/2015	300	2,515.00	
1108534	153001214 AIRS D€	12/18/2015	300	78.75	
1108539	153001205	12/18/2015	300	32.50	
1108487	153001202	12/18/2015	300	10.00	
1108490	153001204	12/18/2015	300		1,049.98
1108918	153001202	12/21/2015	300	10,493,193.19	
1108927	153001209 AIRS TA	12/21/2015	300	7,043,969.92	
1108928	153001210 AIRS D€	12/21/2015	300	1,682,627.62	
1108926	153001208 AIRS TA	12/21/2015	300	9,322.07	
1108925	153001207 AIRS TA	12/21/2015	300	7,533.90	
1108916	153001201	12/21/2015	300	6,031.36	
1108931	153001213 AIRS D€	12/21/2015	300	2,839.11	
1108930	153001212 AIRS D€	12/21/2015	300	2,284.94	
1108929	153001211 AIRS D€	12/21/2015	300	1,305.00	
1108919	153001203	12/21/2015	300		12,000,000.00
1108920	153001204	12/21/2015	300		2,255.76
1109397	153001203	12/22/2015	300	11,797,007.23	
1109406	153001209 AIRS TA	12/22/2015	300	4,931,823.48	
1109408	153001211 AIRS D€	12/22/2015	300	1,975,386.41	
1109407	153001210 AIRS TA	12/22/2015	300	25,365.00	

Run Date: 12/31/2015
 Run Time: 3:29:02PM

Demand Account Activity

Start Date: 7/1/2015 End Date: 12/31/2015

Page: 208
 User: 0

Jnl. Entry	Ref #	Trx. Date	Ledger	Debit Amount	Credit Amount
1109404	153001207 AIRS TA	12/22/2015	300	8,797.60	
1109409	153001212 AIRS DE	12/22/2015	300	8,334.49	
1109405	153001208 AIRS TA	12/22/2015	300	4,767.06	
1109410	153001213 AIRS DE	12/22/2015	300	3,504.37	
1109393	153001201	12/22/2015	300	1,757.70	
1109411	153001214 AIRS DE	12/22/2015	300	510.22	
1109395	153001202	12/22/2015	300	291.00	
1109412	153001215 AIRS DE	12/22/2015	300	142.75	
1109399	153001204	12/22/2015	300		19,000,000.00
1109418	153001205	12/22/2015	300		5,336.53
1109801	153001209 AIRS TA	12/23/2015	300	6,473,689.01	
1109802	153001210 AIRS DE	12/23/2015	300	2,287,940.46	
1109785	153001203	12/23/2015	300	1,539,445.20	
1109806	153001213 AIRS DE	12/23/2015	300	14,375.25	
1109800	153001208 AIRS TA	12/23/2015	300	11,141.07	
1109799	153001207 AIRS TA	12/23/2015	300	10,830.60	
1109803	153001211 AIRS DE	12/23/2015	300	3,173.43	
1109557	153001201	12/23/2015	300	2,369.57	
1109804	153001212 AIRS DE	12/23/2015	300	177.50	
1110671	153001206	12/23/2015	300	50.00	
1109784	153001202	12/23/2015	300	10.00	
1109786	153001204	12/23/2015	300		10,000,000.00
1110625	153001205	12/23/2015	300		3,474.01
1111243	153001209 AIRS TA	12/28/2015	300	13,749,073.82	
1111244	153001210 AIRS DE	12/28/2015	300	2,825,390.75	
1111188	153001202	12/28/2015	300	1,613,574.17	
1111247	153001213 AIRS DE	12/28/2015	300	10,681.72	
1111242	153001208 AIRS TA	12/28/2015	300	10,156.29	
1111241	153001207 AIRS TA	12/28/2015	300	9,259.80	
1111246	153001212 AIRS DE	12/28/2015	300	3,274.41	
1111164	153001201	12/28/2015	300	2,853.61	
1111245	153001211 AIRS DE	12/28/2015	300	200.00	
1111189	153001203	12/28/2015	300		18,000,000.00
1111191	153001204	12/28/2015	300		9,582.88
1111284	163001207CHECK ;	12/29/2015	300	7,638,752.20	
1111737	163001208SRO DEI	12/29/2015	300	2,082,425.84	
1111733	163001202	12/29/2015	300	1,447,402.16	
1111738	163001209OTHER /	12/29/2015	300	757,385.39	
1111736	163001206CASH OI	12/29/2015	300	46,118.27	
1111298	1615132	12/29/2015	300	22,727.27	
1111735	163001205SRO AIR	12/29/2015	300	15,137.10	
1111739	163001210CASH OI	12/29/2015	300	4,239.81	
1111740	163001211CHECK ;	12/29/2015	300	2,555.31	
1111732	163001201	12/29/2015	300	1,799.75	
1111721	162701205	12/29/2015	300		12,000,000.00
1111734	163001204	12/29/2015	300		4,379.84
1112110	163001207CHECK2	12/30/2015	300	6,612,225.18	
1112104	163001202	12/30/2015	300	3,352,109.63	
1112111	163001208SRO AIR	12/30/2015	300	2,321,423.64	
1112107	163001205SRO AIR	12/30/2015	300	19,526.30	
1112109	163001206CASH OI	12/30/2015	300	5,412.19	
1112103	163001201	12/30/2015	300	5,206.95	
1112113	163001210CASHOF	12/30/2015	300	5,056.11	
1112112	163001209OTHER /	12/30/2015	300	1,812.00	
1112115	163001211CHECK2	12/30/2015	300	1,145.35	
1112105	163001203	12/30/2015	300		13,000,000.00

Run Date: 12/31/2015
 Run Time: 3:29:02PM

Demand Account Activity

Start Date: 7/1/2015 End Date: 12/31/2015

Page: 209
 User: 0

Jnl. Entry	Ref #	Trx. Date	Ledger	Debit Amount	Credit Amount
1112106	163001204	12/30/2015	300		3,058.79
1112610	163001206CHECK2	12/31/2015	300	18,291,832.68	
1112599	163001202	12/31/2015	300	4,251,187.23	
1112618	163001208SROAIR:	12/31/2015	300	3,242,104.19	
1112608	163001205CASH OI	12/31/2015	300	22,397.20	
1112633	163001210 CASH C	12/31/2015	300	12,208.60	
1112605	163001204SRO AIR	12/31/2015	300	5,372.40	
1112619	163001209OTHER /	12/31/2015	300	4,777.97	
1112556	163001201	12/31/2015	300	4,168.41	
1112615	163001207FOREIGI	12/31/2015	300	2,684.60	
1112620	163001211CHECK2	12/31/2015	300	549.30	
1112604	163001203	12/31/2015	300		4,475.52
1112624	162701203	12/31/2015	300		25,000,000.00
Totals for:					
300 - Simmons Pine Bluff			Count:	1,468	1,675,604,776.96
					1,686,372,228.29

Run Date: 12/31/2015
Run Time: 3:29:02PM

Demand Account Activity

Start Date: 7/1/2015 End Date: 12/31/2015

Page: 210
User: 0

<u>Jnl. Entry</u>	<u>Ref #</u>	<u>Trx. Date</u>	<u>Ledger</u>	<u>Debit Amount</u>	<u>Credit Amount</u>	
<u>310 - First Security Bank</u>						
1054558	1601878	7/27/2015	310	1,183.69		
1066621	1604672	8/26/2015	310	1,147.04		
1078216	1607424	9/28/2015	310	1,147.48		
1091099	1610261	10/29/2015	310	1,110.89		
1098316	1612100	11/19/2015	310	1,111.30		
1108082	152701206	12/17/2015	310		3,000,000.00	
1111301	1615135	12/29/2015	310	1,148.77		
Totals for:			310 - First Security Bank	Count: 7	6,849.17	3,000,000.00

Run Date: 12/31/2015
 Run Time: 3:29:02PM

Demand Account Activity

Start Date: 7/1/2015 End Date: 12/31/2015

Page: 211
 User: 0

Jnl. Entry	Ref #	Trx. Date	Ledger	Debit Amount	Credit Amount
399 - Investment Clearing Account					
1072065	Correct 5/26 CP enti	7/1/2015	399	310,548,130.28	
1072084	Correct 4/2 CP Entry	7/1/2015	399	82,098,285.32	
1072066	Correct Journal Entr	7/1/2015	399	49,937,333.53	
1072104	Correct 5/26 CP	7/1/2015	399	49,937,333.33	
1072329	Correct Feb 2015 Cl	7/1/2015	399	0.01	
1072060	Correct 7/1 CP entry	7/1/2015	399		49,998,916.67
1072053	Back Out Journal Er	7/1/2015	399		310,548,130.28
1072083	Reverse 142700408	7/1/2015	399		82,098,235.32
1072103	Back Out Journal Er	7/1/2015	399		49,937,333.53
1045987	152700616	7/2/2015	399	286,239,381.50	
1045488	152700604	7/2/2015	399	268,925,876.53	
1045487	152700603	7/2/2015	399		41,644,936.94
1045489	152700605	7/2/2015	399		227,368,063.06
1045985	152700614	7/2/2015	399		122,321,921.64
1045986	152700615	7/2/2015	399		163,996,078.36
1046503	152700708	7/6/2015	399	89,990,038.09	
1046501	152700706	7/6/2015	399	37,446,988.33	
1046476	1600035	7/6/2015	399	87,500.00	
1046537	1600070	7/6/2015	399	87,123.47	
1046533	1600069	7/6/2015	399	78,618.50	
1046540	1600071	7/6/2015	399	27,961.91	
1046502	152700707	7/6/2015	399		127,464,988.33
1046505	152700710	7/6/2015	399		87,500.00
1046667	152700713	7/7/2015	399	87,995,619.44	
1046664	152700711	7/7/2015	399	81,443,775.35	
1046989	1600195	7/7/2015	399	4,380.56	
1046666	152700712	7/7/2015	399		169,443,775.35
1047357	152700710	7/8/2015	399	162,873,991.35	
1047380	1600302	7/8/2015	399	12,008.65	
1047354	152700709	7/8/2015	399		63,032,597.23
1047358	152700711	7/8/2015	399		99,853,402.77
1048524	152700708	7/9/2015	399	127,980,748.76	
1048682	152700709	7/9/2015	399	4,999,562.50	
1048683	152700710	7/9/2015	399		132,980,748.76
1049020	152700710	7/10/2015	399	288,675,484.52	
1049046	1600591	7/10/2015	399	24,064.09	
1049014	152700708	7/10/2015	399		206,512,084.23
1049019	152700709	7/10/2015	399		82,187,026.88
1049450	152700702	7/13/2015	399	67,151,546.67	
1049111	1600639	7/13/2015	399	33,750.00	
1049112	1600640	7/13/2015	399	18,375.00	
1049447	1600736	7/13/2015	399	8,453.33	
1049454	152700703	7/13/2015	399		49,998,750.00
1049455	152700704	7/13/2015	399		17,213,375.00
1049907	152700704	7/14/2015	399	1,015,600.00	
1049908	152700705	7/14/2015	399		1,015,600.00
1050350	152700711	7/15/2015	399	49,998,750.00	
1050351	152700712	7/15/2015	399	35,521,742.35	
1050273	1600868	7/15/2015	399	15,625.00	
1050340	1600939	7/15/2015	399	1,250.00	
1050346	152700710	7/15/2015	399		86,714,362.92
1050718	152700703	7/16/2015	399	180,197,612.60	
1050728	152700704	7/16/2015	399	46,353,612.89	
1050791	1601035	7/16/2015	399	46,387.11	
1050703	1600968	7/16/2015	399	39,600.00	

Run Date: 12/31/2015
 Run Time: 3:29:02PM

Demand Account Activity

Page: 212
 User: 0

Start Date: 7/1/2015 End Date: 12/31/2015

Jnl. Entry	Ref #	Trx. Date	Ledger	Debit Amount	Credit Amount
1050729	152700705	7/16/2015	399		226,637,212.60
1051283	152700705	7/17/2015	399	58,458,349.44	
1051337	1601204	7/17/2015	399	41,650.56	
1051247	152700703	7/17/2015	399		26,505,720.00
1051282	152700704	7/17/2015	399		31,994,280.00
1051718	152700703	7/20/2015	399	19,993,300.00	
1051820	153990702	7/20/2015	399	19,993,300.00	
1051709	152700702	7/20/2015	399		19,993,300.00
1051821	153990701	7/20/2015	399		19,993,300.00
1051862	152700705	7/21/2015	399	188,157,014.04	
1052174	152700707	7/21/2015	399	44,059,470.00	
1052221	1601449	7/21/2015	399	40,530.00	
1052172	152700706	7/21/2015	399		212,263,714.04
1052279	153990701	7/21/2015	399		19,993,300.00
1052647	152700711	7/22/2015	399	146,805,398.76	
1052642	152700710	7/22/2015	399	79,614,832.49	
1052526	152700704	7/22/2015	399	527,529.66	
1052525	152700703	7/22/2015	399	482,744.24	
1052609	152700706	7/22/2015	399	126,734.21	
1052669	1601550	7/22/2015	399	71,250.00	
1052654	1601537	7/22/2015	399	1,601.24	
1052649	152700712	7/22/2015	399		226,493,082.49
1054102	152700702	7/23/2015	399	290,437,536.54	
1054081	1601711	7/23/2015	399	12,463.46	
1054103	152700703	7/23/2015	399		275,081,044.67
1054020	152700701	7/23/2015	399		15,368,955.33
1054423	152700702	7/24/2015	399	225,195,983.19	
1054523	1601852	7/24/2015	399	4,016.81	
1054434	152700703	7/24/2015	399		13,998,856.67
1054435	152700709	7/24/2015	399		211,201,143.33
1054886	152700708	7/27/2015	399	33,283,300.12	
1054889	152700709	7/27/2015	399	19,992,650.00	
1054868	1601897	7/27/2015	399	47,500.00	
1054869	1601915	7/27/2015	399	7,350.00	
1054890	152700710	7/27/2015	399		54,988,308.34
1055283	152700707	7/28/2015	399	31,997,333.33	
1055282	152700703	7/28/2015	399		31,997,333.33
1055735	152700706	7/29/2015	399	102,985,641.66	
1055713	152700704	7/29/2015	399	12,933,074.86	
1055752	1602143	7/29/2015	399	14,358.34	
1055733	152700705	7/29/2015	399		115,933,074.86
1055861	152700702	7/30/2015	399	50,835,011.46	
1055885	152700704	7/30/2015	399	38,698,321.17	
1055987	1602330	7/30/2015	399	128,750.00	
1055994	1602335	7/30/2015	399	105,000.00	
1055989	1602332	7/30/2015	399	58,800.00	
1055988	1602331	7/30/2015	399	51,000.00	
1055986	1602329	7/30/2015	399	35,000.00	
1055990	1602333	7/30/2015	399	30,600.00	
1055992	1602334	7/30/2015	399	27,671.88	
1055904	1602252	7/30/2015	399	1,678.83	
1055883	152700703	7/30/2015	399		89,971,833.34
1056668	152700710	7/31/2015	399	63,905,856.67	
1056696	1602469	7/31/2015	399	52,674.99	
1056568	1602393	7/31/2015	399	22,781.87	
1056609	152700708	7/31/2015	399	17,205.59	

Run Date: 12/31/2015
 Run Time: 3:29:02PM

Demand Account Activity

Start Date: 7/1/2015 End Date: 12/31/2015

Page: 213
 User: 0

Jnl. Entry	Ref #	Trx. Date	Ledger	Debit Amount	Credit Amount
1056687	1602466	7/31/2015	399	1,143.33	
1056644	152700709	7/31/2015	399		64,000,000.00
1057112	152700805	8/3/2015	399	164,962,397.22	
1057171	1602563	8/3/2015	399	93,000.00	
1057109	1602508	8/3/2015	399	37,602.78	
1057111	152700804	8/3/2015	399		152,985,237.50
1056844	152700803	8/3/2015	399		12,014,762.50
1057500	152700801	8/4/2015	399	101,050,907.40	
1057551	1602643	8/4/2015	399	4,092.60	
1057501	152700802	8/4/2015	399		96,977,071.39
1057502	152700803	8/4/2015	399		4,077,928.61
1058090	152700805	8/5/2015	399	51,545,914.20	
1058102	1539901	8/5/2015	399	9,970,000.00	
1058089	152700804	8/5/2015	399	6,797,813.42	
1058104	1539902	8/5/2015	399	4,992,500.00	
1058156	1602812	8/5/2015	399	67,744.44	
1058155	1602811	8/5/2015	399	43,085.80	
1058157	1602813	8/5/2015	399	26,372.22	
1058048	152700803	8/5/2015	399		73,443,430.08
1059271	152700801	8/6/2015	399	57,099,127.17	
1059344	152700802	8/6/2015	399	36,994,743.06	
1059327	1602932	8/6/2015	399	5,256.94	
1059345	152700803	8/6/2015	399		94,099,127.17
1059654	152700802	8/7/2015	399	179,472,957.64	
1059690	152700810	8/7/2015	399	12,000,000.00	
1059724	1603076	8/7/2015	399	60,000.00	
1059386	1602966	8/7/2015	399	27,042.36	
1059640	152700801	8/7/2015	399		133,629,689.68
1059656	152700803	8/7/2015	399		57,930,310.32
1060111	152700811	8/10/2015	399	119,023,763.88	
1060113	153990802	8/10/2015	399	25,000,000.00	
1060112	153990801	8/10/2015	399	20,000,000.00	
1060142	1603161	8/10/2015	399	65,000.00	
1060154	1603165	8/10/2015	399	25,277.78	
1060149	1603164	8/10/2015	399	20,555.56	
1060146	1603162	8/10/2015	399	8,236.12	
1060105	152700804	8/10/2015	399		39,887,802.60
1060108	152700805	8/10/2015	399		58,282,724.07
1060109	152700806	8/10/2015	399		65,972,306.67
1066212	CORRECTION FOR	8/11/2015	399	19,792,000.00	
1060596	152700811	8/11/2015	399	1,089,395.77	
1066239	CORRECTION FOR	8/11/2015	399		21,145,837.44
1060957	152700805	8/12/2015	399	15,375,405.78	
1066245	CORRECTION 08/1	8/12/2015	399	6,325,000.00	
1060942	152700804	8/12/2015	399		14,995,666.67
1061014	152700812	8/12/2015	399		254,012.53
1066246	CORRECTION 08/1	8/12/2015	399		6,449,408.88
1061471	152700804	8/13/2015	399	237,384,554.98	
1061564	152700810	8/13/2015	399	180,998,658.50	
1061552	152700805	8/13/2015	399	59,986,233.34	
1104264	399 CORR 081315	8/13/2015	399	269,485.57	
1061433	1603460	8/13/2015	399	38,500.00	
1061529	1603587	8/13/2015	399	13,766.66	
1061556	Back Out Journal Er	8/13/2015	399		237,384,554.98
1066253	CORRECTION 08/1	8/13/2015	399		237,384,554.98
1066259	CORRECTION 08/1	8/13/2015	399		3,922,089.09

Run Date: 12/31/2015
 Run Time: 3:29:02PM

Demand Account Activity

Start Date: 7/1/2015 End Date: 12/31/2015

Page: 214
 User: 0

Jnl. Entry	Ref #	Trx. Date	Ledger	Debit Amount	Credit Amount
1062157	152700812	8/14/2015	399	265,775,495.95	
1066284	CORRECTION 08/1	8/14/2015	399	20,968,500.00	
1062156	1603673	8/14/2015	399	259,504.05	
1062144	152700810	8/14/2015	399		116,966,431.39
1062151	152700811	8/14/2015	399		146,070,687.03
1066279	CORRECTION 08/1	8/14/2015	399		22,465,574.08
1066283	CORRECTION 08/1	8/14/2015	399		1,514,014.17
1062573	152700803	8/17/2015	399	59,866,109.64	
1062507	153990801	8/17/2015	399	50,000,000.00	
1062521	153990802	8/17/2015	399	50,000,000.00	
1089842	CORR 399 0817 01	8/17/2015	399	24,956,250.00	
1089849	CORR 399 0817 03	8/17/2015	399	15,000,000.00	
1089848	CORR 399 0817 02	8/17/2015	399	2,000,000.00	
1062568	1603801	8/17/2015	399	252,500.00	
1062570	1603802	8/17/2015	399	252,500.00	
1062578	1603804	8/17/2015	399	25,890.36	
1062523	152700802	8/17/2015	399		187,380,743.68
1062574	152700804	8/17/2015	399		12,973,967.41
1102569	399 CORRECTION	8/17/2015	399		44,899,119.47
1062905	152700802	8/18/2015	399	122,785,528.94	
1062909	1527000804	8/18/2015	399	112,269,368.68	
1062910	152700805	8/18/2015	399	41,890,613.91	
1062929	1603864	8/18/2015	399	38,017.41	
1062980	1603913	8/18/2015	399	29,998.96	
1063043	1603973	8/18/2015	399	20,175.00	
1062907	152700803	8/18/2015	399		230,560,216.85
1070707	08/18/15 CORRECT	8/18/2015	399		37,677,757.96
1070708	08/18/2015 CORRE	8/18/2015	399		6,850,729.13
1063444	152700804	8/19/2015	399	49,125,111.44	
1063447	152700805	8/19/2015	399		31,993,066.67
1070709	08/19/2015 CORRE	8/19/2015	399		17,132,044.77
1064756	152700804	8/20/2015	399	81,716,605.64	
1064660	152700802	8/20/2015	399	38,740,663.95	
1064804	153990802	8/20/2015	399	25,000,000.00	
1064816	153990807	8/20/2015	399	25,000,000.00	
1064795	153990801	8/20/2015	399	19,965,000.00	
1064810	153990806	8/20/2015	399	15,000,000.00	
1064806	153990803	8/20/2015	399	13,439,912.50	
1064807	153990804	8/20/2015	399	10,000,000.00	
1064809	153990805	8/20/2015	399	7,500,000.00	
1064818	1604241	8/20/2015	399	55,940.27	
1064755	152700803	8/20/2015	399		114,870,888.92
1070740	08/20/15 CORRECT	8/20/2015	399		74,158,202.53
1070741	08/20/15 CORRECT	8/20/2015	399		32,008,578.22
1070742	08/20/15 CORRECT	8/20/2015	399		10,320,625.00
1065243	152700806	8/21/2015	399	161,899,962.77	
1065177	152700804	8/21/2015	399	81,874,497.36	
1065143	153990802	8/21/2015	399	19,990,000.00	
1065142	153990801	8/21/2015	399	15,000,000.00	
1065281	1604368	8/21/2015	399	150,037.23	
1065282	1604369	8/21/2015	399	21,394.36	
1065242	152700805	8/21/2015	399		243,924,497.36
1065351	152700803	8/24/2015	399	168,243,364.40	
1065348	152700802	8/24/2015	399	50,138,182.41	
1065320	1604388	8/24/2015	399	54,380.18	
1065731	1604411	8/24/2015	399	2,255.42	

Run Date: 12/31/2015
 Run Time: 3:29:02PM

Demand Account Activity

Start Date: 7/1/2015 End Date: 12/31/2015

Page: 215
 User: 0

Jnl. Entry	Ref #	Trx. Date	Ledger	Debit Amount	Credit Amount
1065569	152700804	8/24/2015	399		218,438,182.41
1066153	152700802	8/25/2015	399	241,434,176.58	
1066156	152700805	8/25/2015	399	1,583,709.02	
1066230	1604583	8/25/2015	399	20,826.16	
1066233	1604585	8/25/2015	399	20,826.16	
1065853	153990801	8/25/2015	399	19,161.30	
1066232	1604584	8/25/2015	399	5,823.42	
1066152	152700801	8/25/2015	399		39,931,139.80
1066154	152700803	8/25/2015	399		194,082,181.40
1066155	152700804	8/25/2015	399		8,958,215.43
1066573	152700805	8/26/2015	399	272,235,707.79	
1066682	153990806	8/26/2015	399	19,987,500.00	
1066683	153990807	8/26/2015	399	19,986,860.00	
1066684	153990808	8/26/2015	399	15,000,000.00	
1066685	153990809	8/26/2015	399	14,984,550.00	
1066302	1604635	8/26/2015	399	23,292.21	
1066281	1604618	8/26/2015	399	21,124.21	
1066505	Reverse Dup #1604	8/26/2015	399		20,826.16
1066571	152700803	8/26/2015	399		22,758,464.34
1066572	152700804	8/26/2015	399		279,647,177.77
1066662	153990801	8/26/2015	399		14,903,324.36
1066673	153990802	8/26/2015	399		6,034,328.30
1066675	153990803	8/26/2015	399		3,460,909.33
1066676	153990804	8/26/2015	399		9,557,589.60
1066677	153990805	8/26/2015	399		5,962,372.74
1067053	152700805	8/27/2015	399	287,946,500.01	
1067051	152700803	8/27/2015	399	66,701,957.32	
1067076	1604825	8/27/2015	399	3,499.99	
1067052	152700804	8/27/2015	399		283,019,496.71
1067054	152700806	8/27/2015	399		12,059,983.29
1067055	153990801	8/27/2015	399		13,742,234.17
1067056	153990802	8/27/2015	399		2,800,783.41
1067057	153990803	8/27/2015	399		43,029,459.74
1067450	152700804	8/28/2015	399	357,276,219.26	
1071222	08/28/2015 CORREI	8/28/2015	399	14,995,666.67	
1067448	152700803	8/28/2015	399	5,000,000.00	
1067462	1604947	8/28/2015	399	170,780.74	
1067397	1604886	8/28/2015	399	106,256.51	
1067398	1604887	8/28/2015	399	37,500.00	
1067461	1604946	8/28/2015	399	15,722.22	
1067451	152700805	8/28/2015	399		88,632,224.86
1067455	152700811	8/28/2015	399		14,042,876.44
1067465	152700812	8/28/2015	399		6,365,690.71
1067467	152700813	8/28/2015	399		9,238,860.92
1067468	152700814	8/28/2015	399		14,995,603.11
1067402	152700802	8/28/2015	399		244,224,966.18
1067810	152700806	8/31/2015	399	61,978,666.67	
1067824	152700810	8/31/2015	399	56,266,034.94	
1067540	152700804	8/31/2015	399	14,985,000.00	
1067541	152700805	8/31/2015	399	4,964,600.00	
1067916	1605074	8/31/2015	399	290,526.77	
1067905	1605075	8/31/2015	399	286,242.26	
1067807	1604987	8/31/2015	399	21,333.33	
1067855	153990801	8/31/2015	399		57,464,255.45
1067857	153990802	8/31/2015	399		149,441.96
1067858	153990803	8/31/2015	399		1,254,885.49

Run Date: 12/31/2015
 Run Time: 3:29:02PM

Demand Account Activity

Start Date: 7/1/2015 End Date: 12/31/2015

Page: 216
 User: 0

Jnl. Entry	Ref #	Trx. Date	Ledger	Debit Amount	Credit Amount
1067859	153990804	8/31/2015	399		10,249,933.85
1067860	153990805	8/31/2015	399		22,239,793.74
1067861	153990806	8/31/2015	399		46,937,140.42
1068619	153990904	9/2/2015	399	25,000,000.00	
1068616	153990902	9/2/2015	399	24,973,500.00	
1068702	153990905	9/2/2015	399	24,823,000.00	
1068618	153990903	9/2/2015	399	5,021,850.00	
1068710	1605316	9/2/2015	399	509,064.48	
1068607	153990901	9/2/2015	399		80,327,414.48
1068777	152700903	9/3/2015	399	56,787,353.75	
1068778	152700904	9/3/2015	399	12,998,913.06	
1069935	1605435	9/3/2015	399	1,086.94	
1068779	152700905	9/3/2015	399		69,787,353.75
1070293	152700913	9/4/2015	399	73,100,484.92	
1070218	153990903	9/4/2015	399	25,000,000.00	
1070222	153990906	9/4/2015	399	19,994,000.00	
1070223	153990907	9/4/2015	399	15,042,075.00	
1070220	153990904	9/4/2015	399	9,992,000.00	
1070217	153990902	9/4/2015	399	9,958,000.00	
1070225	153990908	9/4/2015	399	7,640,000.00	
1070221	153990905	9/4/2015	399	6,990,550.00	
1070215	153990901	9/4/2015	399	4,984,350.00	
1070341	1605572	9/4/2015	399	33,515.08	
1070292	152700912	9/4/2015	399		51,977,094.44
1070246	152700911	9/4/2015	399		120,986,989.98
1070569	153990901	9/8/2015	399	29,995,433.33	
1070628	153990902	9/8/2015	399	29,497,869.44	
1070715	1605670	9/8/2015	399	6,697.23	
1070705	152700903	9/8/2015	399		59,500,000.00
1071157	152700906	9/9/2015	399	24,986,041.67	
1071208	1605761	9/9/2015	399	13,958.33	
1071216	1605779	9/9/2015	399	4,333.33	
1071144	152700904	9/9/2015	399		5,004,405.56
1071156	152700905	9/9/2015	399		19,995,594.44
1071570	152700903	9/10/2015	399	63,396,027.07	
1071573	152700905	9/10/2015	399	43,969,032.83	
1071627	1605902	9/10/2015	399	229,109.42	
1071577	1605855	9/10/2015	399	20,967.17	
1071572	152700904	9/10/2015	399		107,386,027.07
1071973	152700906	9/11/2015	399	251,533,265.00	
1071988	1605966	9/11/2015	399	48,735.00	
1071969	152700904	9/11/2015	399		157,590,225.00
1071972	152700905	9/11/2015	399		93,991,775.00
1072363	162700910	9/14/2015	399	90,261,148.20	
1072102	162700908	9/14/2015	399	42,232,349.93	
1072405	162700911	9/14/2015	399	25,000,000.00	
1072406	162700912	9/14/2015	399	25,000,000.00	
1072421	1606127	9/14/2015	399	61,533.33	
1072473	1606182	9/14/2015	399	50,000.00	
1072483	1606183	9/14/2015	399	50,000.00	
1072423	1606128	9/14/2015	399	38,851.80	
1072471	1606181	9/14/2015	399	10,950.00	
1072362	162700909	9/14/2015	399		182,643,266.93
1072484	162700915	9/14/2015	399		33.00
1073000	152700902	9/15/2015	399	42,561,969.71	
1072985	153990901	9/15/2015	399	1,997,496.00	

Run Date: 12/31/2015
 Run Time: 3:29:02PM

Demand Account Activity

Page: 217
 User: 0

Start Date: 7/1/2015 End Date: 12/31/2015

Jnl. Entry	Ref #	Trx. Date	Ledger	Debit Amount	Credit Amount
1073078	1606277	9/15/2015	399	6,504.00	
1073008	152700904	9/15/2015	399		49,979,080.56
1073507	152700905	9/16/2015	399	182,520,426.18	
1073603	1539902	9/16/2015	399	9,994,763.89	
1073700	1606429	9/16/2015	399	5,236.11	
1073602	153990901	9/16/2015	399		197,906,475.83
1075077	152700902	9/17/2015	399	82,559,268.46	
1075079	152700904	9/17/2015	399	27,605,849.98	
1075141	1606508	9/17/2015	399	25,150.02	
1075078	152700903	9/17/2015	399		110,190,268.46
1075560	152700904	9/18/2015	399	490,880,332.23	
1075593	1606635	9/18/2015	399	173,667.77	
1075670	1606705	9/18/2015	399	125,000.00	
1075671	1606706	9/18/2015	399	112,500.00	
1075559	152700903	9/18/2015	399		105,717,988.43
1075561	152700905	9/18/2015	399		385,573,511.57
1076067	152700903	9/21/2015	399	244,049,035.21	
1076100	152700905	9/21/2015	399	50,282,321.50	
1076113	153990901	9/21/2015	399	25,000,000.00	
1076115	153990902	9/21/2015	399	25,000,000.00	
1076116	153990903	9/21/2015	399	25,000,000.00	
1076120	153990906	9/21/2015	399	25,000,000.00	
1076119	153990905	9/21/2015	399	15,699,129.80	
1076118	153990904	9/21/2015	399	15,200,000.00	
1076121	153990907	9/21/2015	399	15,000,000.00	
1076139	1606849	9/21/2015	399	654,184.69	
1076043	1606776	9/21/2015	399	33,964.79	
1076098	152700904	9/21/2015	399		440,956,135.99
1076416	152700903	9/22/2015	399	230,027,243.82	
1076483	152700905	9/22/2015	399	145,944,364.86	
1076575	1606977	9/22/2015	399	28,635.14	
1076482	152700904	9/22/2015	399		376,000,243.82
1076884	152700903	9/23/2015	399	25,297,035.97	
1076981	1607107	9/23/2015	399	2,091.67	
1076949	152700904	9/23/2015	399		101,297,035.97
1076982	152700905	9/23/2015	399		75,997,908.33
1077075	152700903	9/24/2015	399	103,988,921.13	
1077394	1607181	9/24/2015	399	10,078.87	
1077292	152700904	9/24/2015	399		98,803,454.38
1077071	152700902	9/24/2015	399		5,195,545.62
1077846	152700904	9/25/2015	399	250,563,725.19	
1077710	154300901	9/25/2015	399	75,997,908.33	
1077729	154300901	9/25/2015	399	75,997,908.33	
1077708	153990901	9/25/2015	399	13,000,000.00	
1077730	1607265	9/25/2015	399	65,000.00	
1077848	1607348	9/25/2015	399	37,274.81	
1077800	152700902	9/25/2015	399		111,314,803.59
1077801	152700903	9/25/2015	399		156,936,365.21
1078267	152700904	9/28/2015	399	371,965,228.76	
1078273	153990901	9/28/2015	399	50,000,000.00	
1078276	1607471	9/28/2015	399	909,250.00	
1078241	1607448	9/28/2015	399	33,771.24	
1078268	152700905	9/28/2015	399		384,072,470.43
1078190	152700903	9/28/2015	399		38,835,779.57
1078381	152700905	9/29/2015	399	308,598,038.08	
1078599	1607546	9/29/2015	399	21,961.92	

Run Date: 12/31/2015
 Run Time: 3:29:02PM

Demand Account Activity

Start Date: 7/1/2015 End Date: 12/31/2015

Page: 218
 User: 0

Jnl. Entry	Ref #	Trx. Date	Ledger	Debit Amount	Credit Amount
1078367	152700904	9/29/2015	399		217,123,283.33
1078382	152700906	9/29/2015	399		91,496,716.67
1079129	162700908	9/30/2015	399	162,792,274.86	
1079122	1607712	9/30/2015	399	13,725.14	
1079128	162700907	9/30/2015	399		27,811,194.44
1079130	162700909	9/30/2015	399		134,994,805.56
1080528	152701005	10/1/2015	399	142,119,754.13	
1080527	152701004	10/1/2015	399	60,120,031.58	
1080479	1607847	10/1/2015	399	5,245.87	
1080529	152701006	10/1/2015	399		202,245,031.58
1080696	162701005	10/2/2015	399	511,090,714.45	
1080736	162701012	10/2/2015	399	4,166,666.67	
1080738	1607929	10/2/2015	399	127,285.55	
1080972	1607983	10/2/2015	399	1,620.37	
1080695	162701004	10/2/2015	399		91,155,014.96
1080697	162701006	10/2/2015	399		424,231,272.08
1081334	152701005	10/5/2015	399	301,073,601.54	
1081256	153991001	10/5/2015	399	25,000,000.00	
1081332	152701003	10/5/2015	399	7,002,088.89	
1081282	152701002	10/5/2015	399	5,301,171.32	
1081343	1608090	10/5/2015	399	26,398.46	
1081294	1608046	10/5/2015	399	5,555.56	
1081333	152701004	10/5/2015	399		338,408,815.77
1081657	152701003	10/6/2015	399	121,988,956.67	
1081659	1608131	10/6/2015	399	11,043.33	
1081655	152701002	10/6/2015	399		2,824,745.00
1081660	152701004	10/6/2015	399		119,175,255.00
1082127	152701004	10/7/2015	399	48,274,969.17	
1082125	152701003	10/7/2015	399	9,788,107.50	
1082126	1608230	10/7/2015	399	25,030.83	
1082129	152701005	10/7/2015	399		58,088,107.50
1082559	152701003	10/8/2015	399	200,972,179.15	
1082616	152701005	10/8/2015	399	116,971,622.06	
1082656	1608453	10/8/2015	399	14,377.94	
1082615	152701004	10/8/2015	399		317,958,179.15
1083009	152701004	10/9/2015	399	450,693,652.59	
1083036	1608553	10/9/2015	399	72,347.41	
1083057	152701006	10/9/2015	399		196,273,645.58
1083061	152701008	10/9/2015	399		254,492,354.42
1083710	152701003	10/13/2015	399	85,111,393.50	
1083714	153991001	10/13/2015	399	10,000,000.00	
1083720	153991003	10/13/2015	399	7,000,000.00	
1083717	153991002	10/13/2015	399	3,675,000.00	
1083760	1608797	10/13/2015	399	78,520.83	
1083761	1608798	10/13/2015	399	8,606.50	
1083709	152701002	10/13/2015	399		14,899,443.05
1083712	152701004	10/13/2015	399		90,974,077.78
1084110	152701005	10/14/2015	399	35,335,009.78	
1084103	153991002	10/14/2015	399	20,833,333.33	
1084076	153991001	10/14/2015	399	13,000,000.00	
1084108	152701003	10/14/2015	399	10,742,613.53	
1084149	1608913	10/14/2015	399	38,518.52	
1084170	1608931	10/14/2015	399	4,990.22	
1084109	152701004	10/14/2015	399		79,954,465.38
1085457	152701005	10/15/2015	399	46,372,224.49	
1085452	152701003	10/15/2015	399	40,280,650.51	

Run Date: 12/31/2015
 Run Time: 3:29:02PM

Demand Account Activity

Start Date: 7/1/2015 End Date: 12/31/2015

Page: 219
 User: 0

Jnl. Entry	Ref #	Trx. Date	Ledger	Debit Amount	Credit Amount
1085459	1609023	10/15/2015	399	775.51	
1085456	152701004	10/15/2015	399		69,084,589.17
1085911	3991001	10/15/2015	399		10,438,431.09
1085912	3991002	10/15/2015	399		4,608,946.52
1085913	3991003	10/15/2015	399		8,526,798.65
1086036	152701009	10/16/2015	399	355,078,259.25	
1086047	153991011	10/16/2015	399	9,995,000.00	
1086038	153991010	10/16/2015	399	5,000,000.00	
1086037	152701010	10/16/2015	399	562,118.97	
1086050	1609244	10/16/2015	399	316,740.75	
1086019	1609249	10/16/2015	399	26,525.00	
1086034	152701005	10/16/2015	399		18,405,694.10
1086035	152701006	10/16/2015	399		299,969,385.41
1085943	153991001	10/16/2015	399		49,746,161.02
1085944	153991002	10/16/2015	399		4,015,137.84
1086353	152701004	10/19/2015	399	151,671,535.80	
1086319	152701002	10/19/2015	399	57,568,784.86	
1086361	1609280	10/19/2015	399	29,464.20	
1086320	152701003	10/19/2015	399		201,636,900.22
1088273	399 CORR 1019	10/19/2015	399		7,632,884.64
1086794	152701004	10/20/2015	399	116,998,700.00	
1086763	152701002	10/20/2015	399	10,855,166.73	
1086804	1609404	10/20/2015	399	1,300.00	
1086793	152701003	10/20/2015	399		118,946,955.93
1088274	CORRECTION 102C	10/20/2015	399		3,316,737.66
1088275	CORR 1020	10/20/2015	399		5,628,973.14
1087236	152701004	10/21/2015	399	198,001,441.34	
1087240	152701006	10/21/2015	399	68,965,233.71	
1087251	1609515	10/21/2015	399	766.29	
1087238	152701005	10/21/2015	399		248,345,463.36
1088276	CORR 1021	10/21/2015	399		16,136,977.98
1091829	153991001 CORREI	10/21/2015	399		1,250,000.00
1091831	153991002 CORREI	10/21/2015	399		1,235,000.00
1087429	152701005	10/22/2015	399	221,016,346.49	
1087413	152701003	10/22/2015	399	154,233,836.98	
1087425	1609648	10/22/2015	399	16,653.51	
1087427	152701004	10/22/2015	399		351,498,388.33
1088277	CORR 1022 1	10/22/2015	399		10,468,202.36
1088278	CORR 1022 2	10/22/2015	399		43,791,438.63
1088279	CORR1022 3	10/22/2015	399		3,447,537.66
1088266	152701004	10/23/2015	399	318,429,291.19	
1089450	Back Out Journal Er	10/23/2015	399	5,486,456.36	
1089447	Back Out Journal Er	10/23/2015	399	3,418,525.08	
1089446	Back Out Journal Er	10/23/2015	399	2,139,165.63	
1089449	Back Out Journal Er	10/23/2015	399	1,881,700.89	
1088224	1609784	10/23/2015	399	18,708.81	
1088264	152701003	10/23/2015	399		118,995,308.33
1088265	152701004	10/23/2015	399		3,418,525.08
1088267	152701005	10/23/2015	399		5,486,456.36
1088268	152701006	10/23/2015	399		1,881,700.89
1088270	152701011	10/23/2015	399		2,139,165.63
1088178	152701002	10/23/2015	399		186,526,843.71
1089425	CORR 399 102301	10/23/2015	399		2,139,165.63
1089426	CORR 399 102302	10/23/2015	399		3,418,525.08
1089427	CORR 399102303	10/23/2015	399		1,881,700.89
1089428	CORR 399 102304	10/23/2015	399		5,486,456.36

Run Date: 12/31/2015
 Run Time: 3:29:02PM

Demand Account Activity

Start Date: 7/1/2015 End Date: 12/31/2015

Page: 220
 User: 0

Jnl. Entry	Ref #	Trx. Date	Ledger	Debit Amount	Credit Amount
1088684	162701012	10/26/2015	399	110,996,053.33	
1088746	162701014	10/26/2015	399	24,977,500.00	
1088772	162701015	10/26/2015	399	8,800,000.00	
1089451	Back Out Journal Er	10/26/2015	399	1,429,576.31	
1088780	1609969	10/26/2015	399	161,230.00	
1088706	1609908	10/26/2015	399	3,946.67	
1088362	162701004	10/26/2015	399		1,429,576.31
1088682	162701010	10/26/2015	399		44,919,978.53
1088683	162701011	10/26/2015	399		68,989,719.44
1089430	CORR 399 1026	10/26/2015	399		1,429,576.31
1089343	152701006	10/27/2015	399	99,116,717.66	
1089342	152701005	10/27/2015	399	25,696,065.72	
1089429	Back Out Journal Er	10/27/2015	399	1,429,576.31	
1089358	1610011	10/27/2015	399	16,282.34	
1089321	152701002	10/27/2015	399		1,781,738.60
1089324	152701003	10/27/2015	399		1,126,142.80
1089325	152701004	10/27/2015	399		952,563.49
1089344	152701011	10/27/2015	399		120,968,620.83
1089412	399 CORR 10/26/15	10/27/2015	399		1,429,576.31
1089827	152701003	10/28/2015	399	40,064,782.05	
1089829	152701004	10/28/2015	399	29,694,637.50	
1089825	1610141	10/28/2015	399	5,362.50	
1089830	152701005	10/28/2015	399		40,985,358.89
1089831	153991001	10/28/2015	399		2,725,232.70
1089832	153991002	10/28/2015	399		7,683,019.60
1089834	153991003	10/28/2015	399		2,810,900.13
1089837	153991004	10/28/2015	399		1,409,854.60
1089840	153991005	10/28/2015	399		14,150,416.13
1091120	152701004	10/29/2015	399	108,709,556.00	
1091089	153991003	10/29/2015	399	24,996,250.00	
1091088	153991002	10/29/2015	399	24,987,500.00	
1091106	1610269	10/29/2015	399	173,104.16	
1091147	1610304	10/29/2015	399	12,845.71	
1091087	153991001	10/29/2015	399		3,223,229.24
1091096	152701003	10/29/2015	399		155,656,026.63
1091610	162701014	10/30/2015	399	234,116,259.02	
1091556	162701012	10/30/2015	399	20,000,000.00	
1091548	162701011	10/30/2015	399	11,200,000.00	
1091557	1610375	10/30/2015	399	117,740.98	
1091560	1610376	10/30/2015	399	81,900.00	
1091552	162701008	10/30/2015	399		14,249,727.90
1091553	162701009	10/30/2015	399		17,310,014.49
1091555	162701010	10/30/2015	399		2,545,159.43
1091606	162701013	10/30/2015	399		142,487,767.38
1091616	162701015	10/30/2015	399		85,523,550.38
1091620	162701016	10/30/2015	399		3,399,680.42
1091756	152701004	11/2/2015	399	79,976,812.50	
1091730	152701003	11/2/2015	399	26,725,200.01	
1091770	1610524	11/2/2015	399	23,187.50	
1091758	152701005	11/2/2015	399		103,485,171.16
1091759	153991001	11/2/2015	399		1,026,678.28
1091761	153991002	11/2/2015	399		2,213,350.57
1092816	152701102	11/4/2015	399	17,927,863.10	
1092879	153991101	11/4/2015	399		5,202,922.43
1092881	153991102	11/4/2015	399		1,992,571.91
1092882	153991103	11/4/2015	399		1,126,220.19

Run Date: 12/31/2015
 Run Time: 3:29:02PM

Demand Account Activity

Start Date: 7/1/2015 End Date: 12/31/2015

Page: 221
 User: 0

Jnl. Entry	Ref #	Trx. Date	Ledger	Debit Amount	Credit Amount
1092883	153991104	11/4/2015	399		2,630,764.34
1092884	153991105	11/4/2015	399		10,667,697.02
1092885	153991105	11/4/2015	399		6,314,814.99
1093266	153991103	11/5/2015	399	63,315,029.30	
1093262	152701103	11/5/2015	399	29,930,871.41	
1092956	153991101	11/5/2015	399	10,000,000.00	
1093331	1610917	11/5/2015	399	24,970.70	
1092950	1610827	11/5/2015	399	7,127.78	
1093260	152701102	11/5/2015	399		5,113,812.10
1093265	153991102	11/5/2015	399		50,995,041.66
1093267	153991104	11/5/2015	399		29,930,871.41
1093268	153991105	11/5/2015	399		1,934,035.65
1093269	153991106	11/5/2015	399		2,489,360.23
1093273	153991107	11/5/2015	399		2,807,750.36
1093673	152701103	11/6/2015	399	227,314,773.95	
1093713	Back Out Journal Er	11/6/2015	399	96,251,891.09	
1093720	Back Out Journal Er	11/6/2015	399	96,251,891.09	
1094399	1106 399 CORR	11/6/2015	399	916,031.83	
1093650	1610976	11/6/2015	399	52,226.05	
1093670	152701102	11/6/2015	399		116,460,486.03
1093666	152701101	11/6/2015	399		96,251,891.09
1093719	Correct Journal Entr	11/6/2015	399		96,251,891.09
1093723	Correct Journal Entr	11/6/2015	399		96,251,891.08
1093740	152701104	11/6/2015	399		649,494.61
1093752	152701101	11/6/2015	399		916,031.83
1094340	39911061	11/6/2015	399		9,853,855.97
1094349	39911062	11/6/2015	399		1,177,316.95
1094351	39911063	11/6/2015	399		1,297,592.65
1094352	39911064	11/6/2015	399		1,676,362.71
1094100	152701106	11/9/2015	399	101,939,937.77	
1094101	153991101	11/9/2015	399	4,650,000.00	
1094121	1611171	11/9/2015	399	60,062.23	
1094119	1611170	11/9/2015	399	17,437.50	
1094098	152701104	11/9/2015	399		12,909,682.78
1094099	152701105	11/9/2015	399		59,978,833.33
1094409	153991109	11/9/2015	399		1,081,519.92
1094418	153991110	11/9/2015	399		19,115,437.42
1094419	153991111	11/9/2015	399		8,752,364.15
1094420	153991112	11/9/2015	399		4,829,599.90
1094245	153991101	11/10/2015	399	34,999,611.11	
1094339	153991103	11/10/2015	399	3,000,000.00	
1094421	1539901	11/10/2015	399	169,527.53	
1094386	1611306	11/10/2015	399	2,867.50	
1094278	1611213	11/10/2015	399	388.89	
1094243	152701102	11/10/2015	399		32,785,818.41
1094249	153991102	11/10/2015	399		5,217,049.09
1094395	152701106	11/10/2015	399		169,527.52
1095457	152701103	11/12/2015	399	165,759,749.55	
1095486	152701105	11/12/2015	399	110,965,125.00	
1095564	Back Out Journal Er	11/12/2015	399	93,989,514.37	
1095662	153991101	11/12/2015	399	1,136,115.26	
1095573	1611451	11/12/2015	399	34,875.00	
1095474	152701104	11/12/2015	399		137,273,966.67
1095487	153991101	11/12/2015	399		5,980,896.45
1095490	153991102	11/12/2015	399		39,515,372.06
1095492	153991103	11/12/2015	399		93,989,514.37

Run Date: 12/31/2015
 Run Time: 3:29:02PM

Demand Account Activity

Start Date: 7/1/2015 End Date: 12/31/2015

Page: 222
 User: 0

Jnl. Entry	Ref #	Trx. Date	Ledger	Debit Amount	Credit Amount
1095560	153991104	11/12/2015	399		863,640.71
1095595	152701115	11/12/2015	399		93,989,514.37
1095631	153991101	11/13/2015	399	317,835,795.27	
1095661	153991106	11/13/2015	399	818,337.51	
1095720	1611529	11/13/2015	399	158,204.73	
1095660	153991105	11/13/2015	399	45,303.20	
1095609	152701102	11/13/2015	399		1,222,175.77
1095632	153991102	11/13/2015	399		122,396,299.97
1095635	153991103	11/13/2015	399		4,997,666.67
1095638	153991104	11/13/2015	399		4,117,034.60
1095642	152701104	11/13/2015	399		186,482,998.76
1096652	152701103	11/16/2015	399	49,527,274.76	
1096670	152701105	11/16/2015	399	14,084,847.82	
1096638	153991101	11/16/2015	399	269,485.57	
1096639	153991102	11/16/2015	399	123,633.70	
1096712	153991104	11/16/2015	399	86,060.51	
1096713	153991105	11/16/2015	399	52,407.29	
1096710	153991103	11/16/2015	399	5,350.86	
1096693	1611672	11/16/2015	399	2,152.18	
1096714	153991106	11/16/2015	399		45,488,116.66
1096637	152701102	11/16/2015	399		123,633.70
1096669	152701104	11/16/2015	399		31,482,193.75
1097117	152701102	11/17/2015	399	113,590,963.14	
1097118	153991101	11/17/2015	399	49,981,722.22	
1097134	153991104	11/17/2015	399	103,658.71	
1097135	153991105	11/17/2015	399	33,684.72	
1097171	1611779	11/17/2015	399	18,277.78	
1097121	153991102	11/17/2015	399		150,861,513.88
1097122	153991103	11/17/2015	399		12,866,792.69
1097814	152701103	11/18/2015	399	65,482,682.29	
1097836	152701104	11/18/2015	399	32,454,795.13	
1097887	1611969	11/18/2015	399	9,204.87	
1097838	152701105	11/18/2015	399		59,980,013.89
1097281	153991101	11/18/2015	399		16,378,636.91
1097282	153991102	11/18/2015	399		1,524,031.49
1098215	152701103	11/19/2015	399	102,453,210.79	
1098291	152701105	11/19/2015	399	12,398,966.67	
1098139	153991101	11/19/2015	399	675,560.36	
1098339	3991109	11/19/2015	399	246,815.09	
1098214	1611996	11/19/2015	399	1,033.33	
1098196	153991103	11/19/2015	399		548,640.09
1098138	152701102	11/19/2015	399		675,560.36
1098141	153991102	11/19/2015	399		4,514,175.30
1098259	152701104	11/19/2015	399		129,869,816.66
1098335	153991104	11/19/2015	399		246,815.09
1098649	162701103	11/20/2015	399	185,413,478.66	
1098616	1612139	11/20/2015	399	126,521.34	
1098648	162701102	11/20/2015	399		89,748,410.00
1098650	162701104	11/20/2015	399		1,031,825.66
1098651	162701105	11/20/2015	399		11,326,866.86
1098372	162701101	11/20/2015	399		84,712,221.68
1099190	152701113	11/23/2015	399	55,675,420.87	
1099182	152701111	11/23/2015	399	12,580,158.84	
1098773	1612258	11/23/2015	399	128,175.00	
1099021	1612276	11/23/2015	399	15,579.13	
1099188	152701112	11/23/2015	399		67,848,103.03

Run Date: 12/31/2015
 Run Time: 3:29:02PM

Demand Account Activity

Start Date: 7/1/2015 End Date: 12/31/2015

Page: 223
 User: 0

Jnl. Entry	Ref #	Trx. Date	Ledger	Debit Amount	Credit Amount
1099107	153991101	11/23/2015	399		551,230.81
1099527	152701102	11/24/2015	399	49,982,883.33	
1099528	152701103	11/24/2015	399		49,982,883.33
1100098	152701109	11/25/2015	399	100,564,015.33	
1100096	152701105	11/25/2015	399	12,472,073.95	
1100032	1612601	11/25/2015	399	153,984.38	
1100067	1612634	11/25/2015	399	35,984.67	
1099711	153991101	11/25/2015	399		1,918,090.17
1100097	152701106	11/25/2015	399		111,293,043.75
1108173	CUSIP 31394AWF9	11/25/2015	399		1,513,591.69
1108174	CUSIP 31393CG80	11/25/2015	399		2,236,566.87
1108175	CUSIP 3137BHTG2	11/25/2015	399		1,005,701.36
1108176	CUSIP 38379CDY9	11/25/2015	399		966,016.46
1108177	CUSIP 31397QKZ0	11/25/2015	399		1,901,635.59
1101144	162701102	11/30/2015	399	294,968,256.99	
1101601	Back Out Journal Er	11/30/2015	399	152,753,125.00	
1101152	162701106	11/30/2015	399	74,983,895.83	
1101053	162701101	11/30/2015	399	74,920,555.55	
1101180	1612764	11/30/2015	399	500,000.00	
1101105	1612725	11/30/2015	399	121,847.18	
1101101	1612728	11/30/2015	399	77,250.00	
1101120	1612741	11/30/2015	399	69,541.67	
1101145	162701103	11/30/2015	399		181,770,560.08
1101147	162701104	11/30/2015	399		152,753,125.00
1101148	162701105	11/30/2015	399		9,796,073.07
1101156	162701108	11/30/2015	399		65,203,926.93
1101163	162701113	11/30/2015	399		35,617,662.14
1101195	162701119	11/30/2015	399		107,753,125.00
1101196	162701120	11/30/2015	399		45,000,000.00
1101675	152701206	12/1/2015	399	143,390,625.00	
1101599	153991202	12/1/2015	399	8,991,225.00	
1101674	152701205	12/1/2015	399	3,498,346.25	
1101633	1612817	12/1/2015	399	8,775.00	
1101597	153991201	12/1/2015	399		152,390,625.00
1101600	153991203	12/1/2015	399		3,498,346.25
1102009	162701212	12/2/2015	399	26,432,504.74	
1102005	162701209	12/2/2015	399	5,000,798.61	
1102007	162701210	12/2/2015	399	4,990,185.14	
1101691	1612867	12/2/2015	399	12,495.26	
1102041	1612922	12/2/2015	399	3,814.86	
1102002	162701208	12/2/2015	399		27,143.03
1102008	162701211	12/2/2015	399		26,417,856.97
1102099	162701216	12/2/2015	399		9,994,798.61
1102480	152701203	12/3/2015	399	8,499,825.00	
1102484	153991204	12/3/2015	399	6,497,075.00	
1102483	153991203	12/3/2015	399	3,498,366.67	
1102477	152701202	12/3/2015	399		1,001,041.67
1102481	153991201	12/3/2015	399		2,498,958.33
1102482	153991202	12/3/2015	399		14,999,825.00
1102841	152701205	12/4/2015	399	31,980,194.44	
1102844	153991203	12/4/2015	399	30,495,175.00	
1102839	152701203	12/4/2015	399	19,448,888.89	
1102863	1613130	12/4/2015	399	4,825.00	
1102865	1613131	12/4/2015	399	2,925.00	
1102872	1613134	12/4/2015	399	1,633.33	
1102842	153991201	12/4/2015	399		49,948,888.89

Run Date: 12/31/2015
 Run Time: 3:29:02PM

Demand Account Activity

Start Date: 7/1/2015 End Date: 12/31/2015

Page: 224
 User: 0

Jnl. Entry	Ref #	Trx. Date	Ledger	Debit Amount	Credit Amount
1102843	153991202	12/4/2015	399		31,980,194.44
1103311	152701206	12/7/2015	399	30,526,404.39	
1103302	152701203	12/7/2015	399	24,979,826.39	
1103312	152701212	12/7/2015	399	19,983,861.11	
1103294	153991204	12/7/2015	399	6,304,469.27	
1103316	1613298	12/7/2015	399	3,530.73	
1103291	153991201	12/7/2015	399		24,979,826.39
1103292	153991202	12/7/2015	399		2,358,435.68
1103293	153991203	12/7/2015	399		9,496,142.32
1103295	153991205	12/7/2015	399		44,963,287.50
1103803	152701203	12/8/2015	399	1,104,585.72	
1103835	153991201	12/8/2015	399		1,104,585.72
1104215	152701205	12/9/2015	399	33,433,068.73	
1104198	153991201	12/9/2015	399	269,485.57	
1104260	Back Out Journal Er	12/9/2015	399		269,485.57
1104265	153991202	12/9/2015	399		33,433,068.73
1105398	152701203	12/10/2015	399	49,999,236.11	
1105400	153991201	12/10/2015	399		49,999,236.11
1106025	Back Out Journal Er	12/11/2015	399	147,206,932.85	
1105940	153991210	12/11/2015	399	99,972,263.89	
1105928	153991201	12/11/2015	399	25,000,000.00	
1105930	153991203	12/11/2015	399	25,000,000.00	
1105933	153991206	12/11/2015	399	25,000,000.00	
1105934	153991207	12/11/2015	399	25,000,000.00	
1105936	153991208	12/11/2015	399	25,000,000.00	
1105931	153991204	12/11/2015	399	19,998,000.00	
1105932	153991205	12/11/2015	399	15,000,000.00	
1105929	153991202	12/11/2015	399	12,750,000.00	
1106015	153991215	12/11/2015	399	4,997,666.67	
1106029	CORRECTION ENT	12/11/2015	399	4,997,666.67	
1106002	1613931	12/11/2015	399	130,358.67	
1106001	1613930	12/11/2015	399	25,402.78	
1106000	1613929	12/11/2015	399	2,333.33	
1105927	152701206	12/11/2015	399		120,673,749.16
1105937	153991209	12/11/2015	399		147,206,932.85
1106024	Correct Journal Entr	12/11/2015	399		4,997,666.67
1106026	Correct Journal Entr	12/11/2015	399		152,204,599.52
1106027	Back Out Journal Er	12/11/2015	399		4,997,666.67
1106316	162701205	12/14/2015	399	48,833,519.12	
1106326	162701207	12/14/2015	399	39,985,104.16	
1106325	162701206	12/14/2015	399	4,997,044.44	
1106339	1613990	12/14/2015	399	14,895.84	
1106327	162701208	12/14/2015	399		98,830,563.56
1106841	153991210	12/15/2015	399	191,091,785.61	
1106824	152701204	12/15/2015	399	60,772,115.08	
1106830	153991205	12/15/2015	399	15,000,000.00	
1106832	153991206	12/15/2015	399	15,000,000.00	
1106828	153991203	12/15/2015	399	12,500,000.00	
1106829	153991204	12/15/2015	399	12,368,812.50	
1106839	153991209	12/15/2015	399	10,000,000.00	
1106827	153991202	12/15/2015	399	9,298,370.20	
1106837	153991208	12/15/2015	399	6,000,000.00	
1106901	154301203	12/15/2015	399	5,000,000.00	
1106834	153991207	12/15/2015	399	1,999,000.00	
1106896	1614217	12/15/2015	399	37,162.91	
1106725	1614084	12/15/2015	399	8,214.39	

Run Date: 12/31/2015
 Run Time: 3:29:02PM

Demand Account Activity

Start Date: 7/1/2015 End Date: 12/31/2015

Page: 225
 User: 0

Jnl. Entry	Ref #	Trx. Date	Ledger	Debit Amount	Credit Amount
1106729	152701201	12/15/2015	399	0.30	
1106826	153991201	12/15/2015	399		359,724,512.90
1106918	152701215	12/15/2015	399		186,377.33
1107228	152701204	12/16/2015	399	129,540,353.50	
1107308	153991201	12/16/2015	399	7,000,000.00	
1107351	BadFactor Cusip313	12/16/2015	399	186,377.33	
1107341	1614311	12/16/2015	399	29,820.00	
1107234	153991201	12/16/2015	399		130,602,329.03
1108080	152701204	12/17/2015	399	146,280,575.63	
1108087	153991202	12/17/2015	399	49,998,819.44	
1108142	1614454	12/17/2015	399	1,180.56	
1108086	153991201	12/17/2015	399		195,188,584.60
1108167	BD FACTOR CUSIP	12/17/2015	399		269,485.57
1108529	153991201	12/18/2015	399	276,642,306.13	
1108604	153991203	12/18/2015	399	18,920,700.72	
1108562	1614552	12/18/2015	399	41,638.31	
1108563	1614553	12/18/2015	399	5,299.28	
1108540	152701203	12/18/2015	399		276,683,944.44
1108636	153991204	12/18/2015	399		18,926,000.00
1108989	152701205	12/21/2015	399	50,469,994.44	
1108964	152701204	12/21/2015	399	39,912,603.09	
1108924	153991202	12/21/2015	399	548,640.09	
1108923	153991201	12/21/2015	399		533,218.83
1108990	153991203	12/21/2015	399		37,981,850.40
1109012	153991204	12/21/2015	399		50,469,994.44
1109013	153991205	12/21/2015	399		2,290,209.81
1109037	153991206	12/21/2015	399		814,800.51
1109035	152701206	12/21/2015	399		182,978.17
1109402	152701202	12/22/2015	399	153,246,594.44	
1109488	MBS/FNBB Adj	12/22/2015	399	46,206,094.64	
1109513	1614867	12/22/2015	399	2,264,031.70	
1109488	MBS/FNBB Adj	12/22/2015	399	1,364,366.88	
1109509	CUSIP 31398SV83	12/22/2015	399	325,017.01	
1109545	Correct Journal Entr	12/22/2015	399	325,017.01	
1109540	CUSIP 3137BDZW9	12/22/2015	399	134,577.23	
1109543	Correct Journal Entr	12/22/2015	399	134,577.23	
1109403	153991201	12/22/2015	399		153,246,594.44
1109424	152701203	12/22/2015	399		459,594.24
1109515	MBS/TAS0000 Adj	12/22/2015	399		968,438.39
1109542	Back Out Journal Er	12/22/2015	399		134,577.23
1109544	Back Out Journal Er	12/22/2015	399		325,017.01
1110623	153991204	12/23/2015	399	172,357,754.73	
1110618	153991201	12/23/2015	399	7,497,156.25	
1109788	REVERSAL CUSIP	12/23/2015	399	2,290,209.81	
1110663	1614953	12/23/2015	399	92,245.27	
1110605	1614904	12/23/2015	399	2,843.75	
1110599	152701203	12/23/2015	399		7,593.75
1110616	152701204	12/23/2015	399		52,747,640.37
1110619	153991202	12/23/2015	399		7,492,406.25
1110621	153991203	12/23/2015	399		121,992,569.44
1111264	153991210	12/28/2015	399	213,000,000.00	
1111238	153991202	12/28/2015	399	55,979,649.44	
1110770	1615034	12/28/2015	399	10,766.67	
1111161	1615038	12/28/2015	399	2,695.42	
1111193	152701202	12/28/2015	399		213,000,000.00
1111196	152701205	12/28/2015	399		6,000,000.00

Run Date: 12/31/2015
 Run Time: 3:29:02PM

Demand Account Activity

Start Date: 7/1/2015 End Date: 12/31/2015

Page: 226
 User: 0

Jnl. Entry	Ref #	Trx. Date	Ledger	Debit Amount	Credit Amount
1111231	152701204	12/28/2015	399		55,920,119.01
1111235	153991201	12/28/2015	399		11,999,433.33
1111720	162701204	12/29/2015	399	73,946,569.45	
1111722	1627010210	12/29/2015	399	5,997,304.58	
1111710	162701201	12/29/2015	399	5,993,500.00	
1111718	162701202	12/29/2015	399		5,993,500.00
1111719	162701203	12/29/2015	399		73,946,569.45
1112099	162701205	12/30/2015	399	51,988,886.11	
1112136	Dec 2015 MBS Adj	12/30/2015	399	29,230,647.57	
1112097	162701203	12/30/2015	399	17,998,716.67	
1112172	1615348	12/30/2015	399	1,814,891.81	
1112136	Dec 2015 MBS Adj	12/30/2015	399	759,552.24	
1111768	1615268	12/30/2015	399	11,113.89	
1112134	Dec 2015 MBS/TAS	12/30/2015	399		806,007.20
1112098	162701204	12/30/2015	399		69,998,716.67
1112640	162701208	12/31/2015	399	69,998,716.67	
1112730	Back Out Journal Er	12/31/2015	399	9,998,055.56	
1112559	Reverse MBS Loss I	12/31/2015	399	968,438.39	
1112561	Correct MBSPrin/Le	12/31/2015	399	968,438.39	
1112559	Reverse MBS Loss I	12/31/2015	399	806,007.20	
1112561	Correct MBSPrin/Le	12/31/2015	399	806,007.20	
1112685	1615447	12/31/2015	399	1,283.33	
1112635	162701207	12/31/2015	399		9,998,055.56
1112643	162701209	12/31/2015	399		60,001,944.44
1112723	162701212	12/31/2015	399		9,998,055.56
Totals for:	399 - Investment Clearing Account				
			Count:	864	22,735,181,180.82
					22,734,445,257.22
	Grand Total		Count:	12,365	44,392,921,817.83
					44,212,881,473.73

Fund Transaction by Type

Start Date:12/31/15 End Date:12/31/15

Fund	Fund Description	Beginning Balance		Ending Balance
Type	Type Description	Debits	Credits	
AGA0000	General Revenue Allotment	-209,965,482.50		
CTAX	Claims & Taxes	1,415.00	0.00	
DXFR	Transfer (Deduction)	16,938,572.26	0.00	
GDIS	Distribution (General Fund)	294,126,277.96	0.00	
NDXF	Transfer (Non-Distribution)	39,281.56	0.00	
RADJ	Receipt Adjustment	0.00	81,004,038.23	
RCPT	Receipt	0.00	20,300,459.44	
RXFR	Transfer (Regular)	18,724,925.43	18,574,065.04	
TELL	Teller	13,573.00	0.00	
				0.00
ARH0000	Revenue Holding	-80,153,310.13		
RADJ	Receipt Adjustment	81,004,038.23	0.00	
RCPT	Receipt	0.00	840,468.55	
RXFR	Transfer (Regular)	96,346.00	106,605.55	
				0.00
ARHDSMV	RevHold DSMV (0610)	-1,956,876.40		
RCPT	Receipt	0.00	3,603,999.16	
RXFR	Transfer (Regular)	3,976,027.84	373,490.58	
TELL	Teller	1,164.90	0.00	
				-1,957,173.40
ASA0000	Special Revenue Allotment	-164,572,627.30		
4LHC	Four Lane Highway Constructio	19,866,460.80	0.00	
DXFR	Transfer (Deduction)	5,154,277.23	0.00	
HDIS	Distribution (Highway Fund)	43,350,720.48	0.00	
HSDIS	Highway Severance Distribution	2,887,983.60	0.00	
SDIS	Distribution (Special Fund)	100,284,820.94	0.00	
SPEC	Special Reversing Entry	0.00	6,971,635.75	
				0.00
BAA0000	Public Health	-2,708,625.73		
GDIS	Distribution (General Fund)	0.00	1,540,296.62	
				-4,248,922.35
BAA0100	Public Health	-13,005,169.64		
CTAX	Claims & Taxes	10.16	0.00	
RCPT	Receipt	0.00	185,693.46	
RXFR	Transfer (Regular)	0.00	747.30	
SDIS	Distribution (Special Fund)	0.00	1,028,571.44	
SPEC	Special Reversing Entry	5,592.15	0.00	
				-14,214,579.53
BAA0200	Health NonDiscretionary Rev	-6,256,579.30		
RCPT	Receipt	0.00	1,768.90	
SDIS	Distribution (Special Fund)	0.00	26,992.62	
SPEC	Special Reversing Entry	1,768.90	0.00	
				-6,283,571.92
BAA0300	Trauma System Exp 1386/09	-4,534,088.53		
WARR	Warrants	6,454.80	0.00	
				-4,527,633.73
BAA2000	Cosmetology Revenue 4/09	-4,644,997.34		
RCPT	Receipt	0.00	18,421.25	
SDIS	Distribution (Special Fund)	0.00	163,797.48	

Fund Transaction by Type

Start Date:12/31/15 End Date:12/31/15

Fund	Fund Description	Beginning Balance	Ending Balance	
Type	Type Description	Debits	Credits	
SPEC	Special Reversing Entry	18,071.25	0.00	
				-4,809,144.82
BAA3000	PH Home Health	-692,012.36		
RCPT	Receipt	0.00	167,145.11	
				-859,157.47
CAA0000	Univ of AR Fayetteville	0.00		
GDIS	Distribution (General Fund)	0.00	17,225,365.49	
				-17,225,365.49
CAA0300	UAF Law School SR	-198,909.74		
SDIS	Distribution (Special Fund)	0.00	35,934.99	
				-234,844.73
CCA0000	Univ of AR Medical Center	-6,782,000.00		
GDIS	Distribution (General Fund)	0.00	1,839,990.65	
				-8,621,990.65
CCA0100	UAMS College of Pharmacy	-105.87		
RXFR	Transfer (Regular)	0.05	1,614.21	
SDIS	Distribution (Special Fund)	0.00	32,268.98	
SPEC	Special Reversing Entry	1,614.21	0.05	
				-32,374.85
CCA0200	UAMS 4% Mixed Drink Tax SR	0.00		
RXFR	Transfer (Regular)	51.00	17,054.55	
SDIS	Distribution (Special Fund)	0.00	299,455.45	
SPEC	Special Reversing Entry	17,054.55	51.00	
				-299,455.45
CEA0000	Univ of AR Little Rock	-4,328,000.00		
GDIS	Distribution (General Fund)	0.00	1,174,158.69	
				-5,502,158.69
CEA0100	UA Little Rock Law School SR	-42,236.97		
SDIS	Distribution (Special Fund)	0.00	35,934.98	
				-78,171.95
CGA0000	Univ AR Pine Bluff	-3,707,270.90		
GDIS	Distribution (General Fund)	0.00	2,302,008.31	
				-6,009,279.21
CIA0000	Univ AR Monticello	-1,235.82		
GDIS	Distribution (General Fund)	0.00	1,444,120.09	
				-1,445,355.91
CKA0000	AR State Univ Jonesboro	-4,209,000.00		
GDIS	Distribution (General Fund)	0.00	1,142,452.39	
				-5,351,452.39
CMA0000	AR State Univ Beebe	-498,705.53		
GDIS	Distribution (General Fund)	0.00	1,071,877.96	
				-1,570,583.49
CMN0000	AR State Univ Newport	0.00		
GDIS	Distribution (General Fund)	0.00	542,679.52	
				-542,679.52
CMS0000	School for Math/Sci/Arts	-1,912,151.86		
GDIS	Distribution (General Fund)	0.00	100,797.90	
				-2,012,949.76
COA0000	AR Tech University	-2,000.00		
GDIS	Distribution (General Fund)	0.00	2,917,622.99	

Fund Transaction by Type

Start Date:12/31/15 End Date:12/31/15

Fund	Fund Description	Beginning Balance		Ending Balance
Type	Type Description	Debits	Credits	
				-2,919,622.99
CQA0000	Henderson State University	-1,358,145.51		
GDIS	Distribution (General Fund)	0.00	365,466.59	
				-1,723,612.10
CSA0000	Southern AR University	-3,171.69		
GDIS	Distribution (General Fund)	0.00	1,411,420.84	
				-1,414,592.53
CSS0000	SAU Tech	-596,096.30		
GDIS	Distribution (General Fund)	0.00	699,610.87	
				-1,295,707.17
CTB0000	Black River Tech College	0.00		
GDIS	Distribution (General Fund)	0.00	553,657.85	
				-553,657.85
CTC0000	Cossatot Comm College UA	-483,714.16		
GDIS	Distribution (General Fund)	0.00	307,533.73	
				-791,247.89
CTG0000	UA Comm College Batesville	-289.59		
GDIS	Distribution (General Fund)	0.00	374,120.89	
				-374,410.48
CTH0000	AR State University Mt Home	-696,218.90		
GDIS	Distribution (General Fund)	0.00	330,383.49	
				-1,026,602.39
CTJ0000	UA Comm College Morrilton	-165,660.79		
GDIS	Distribution (General Fund)	0.00	454,820.96	
				-620,481.75
CTM0000	Mid-South Comm College	-1,908,330.63		
GDIS	Distribution (General Fund)	0.00	485,236.74	
SDIS	Distribution (Special Fund)	0.00	3,439.67	
				-2,397,007.04
CTO0000	Ozarka College	0.00		
GDIS	Distribution (General Fund)	0.00	283,142.67	
				-283,142.67
CTP0000	Pulaski Technical College	0.00		
GDIS	Distribution (General Fund)	0.00	1,370,890.46	
				-1,370,890.46
CTR0000	UA Comm College at Hope	-67,552.46		
GDIS	Distribution (General Fund)	0.00	406,808.34	
				-474,360.80
CTT0000	Southeast AR College	-4,792.74		
GDIS	Distribution (General Fund)	0.00	510,484.86	
				-515,277.60
CTW0000	Coll of the Ouachitas	0.00		
GDIS	Distribution (General Fund)	0.00	319,439.00	
				-319,439.00
CUA0000	University of Central AR	-3,784,000.00		
GDIS	Distribution (General Fund)	0.00	1,026,222.52	
				-4,810,222.52
CWA0000	Northwest AR Comm College	-2,864.27		
GDIS	Distribution (General Fund)	0.00	961,705.89	
				-964,570.16

Fund Transaction by Type

Start Date:12/31/15 End Date:12/31/15

Fund	Fund Description	Beginning Balance	Ending Balance	
Type	Type Description	Debits	Credits	
CWE0000	East AR Comm College	0.00		
GDIS	Distribution (General Fund)	0.00	524,183.37	-524,183.37
CWG0000	National Park Comm College	-164,300.59		
GDIS	Distribution (General Fund)	0.00	819,276.41	-983,577.00
CWM0000	AR Northeastern College	-40,210.22		
GDIS	Distribution (General Fund)	0.00	776,762.79	-816,973.01
CWN0000	North AR College	-93,324.52		
GDIS	Distribution (General Fund)	0.00	721,511.45	-814,835.97
CWP0000	Phillips Co Comm College	-769,607.15		
GDIS	Distribution (General Fund)	0.00	820,779.66	-1,590,386.81
CWR0000	Rich Mountain Comm College	-2,061.39		
GDIS	Distribution (General Fund)	0.00	290,423.38	-292,484.77
CWS0000	South AR Community College	0.00		
GDIS	Distribution (General Fund)	0.00	546,484.44	-546,484.44
CWW0000	University of AR Ft Smith	0.00		
GDIS	Distribution (General Fund)	0.00	1,865,108.38	-1,865,108.38
DAS0000	Dept Human Svc Admin	-253,240.36		
GDIS	Distribution (General Fund)	0.00	728,107.37	-981,347.73
DBA0000	DHS Behavioral Health Svc	-761,511.18		
GDIS	Distribution (General Fund)	0.00	2,773,881.61	
RXFR	Transfer (Regular)	205,000.00	0.00	-3,330,392.79
DBA0300	DHS Mental Health Ctr	-511,593.00		
RXFR	Transfer (Regular)	0.00	75,000.00	
WARR	Warrants	27,455.00	0.00	-559,138.00
DBA0800	DHS MH Per Capita	-43,524.56		
WARR	Warrants	1,985.00	0.00	-41,539.56
DBA9600	DHS MH Patient Svcs	-1,432,287.55		
WARR	Warrants	90,568.63	0.00	-1,341,718.92
DCC0000	DHS Childcare/Early Ed	-430.89		
GDIS	Distribution (General Fund)	0.00	35,521.84	-35,952.73
DCF0000	DHS Children/Family Svc	0.00		
GDIS	Distribution (General Fund)	0.00	1,208,183.67	-1,208,183.67
DCF2600	DHS Child/Family Foster Care	-294,220.28		
WARR	Warrants	79,760.45	0.00	-214,459.83

Fund Transaction by Type

Start Date:12/31/15 End Date:12/31/15

Fund	Fund Description	Beginning Balance	Ending Balance	
Type	Type Description	Debits	Credits	
DCO0000	DHS County Operations	-5.15		
GDIS	Distribution (General Fund)	0.00	1,434,974.54	-1,434,979.69
DEA0000	DHS Development Disabilities	-390,598.63		
GDIS	Distribution (General Fund)	0.00	2,718,724.21	-3,109,322.84
DEA0100	DHS DDS State/Federal	-159,010.64		
SDIS	Distribution (Special Fund)	0.00	851.85	-159,862.49
DEA0200	DHS DDS Interdivision Prog	-7,622.26		
WARR	Warrants	520.35	0.00	-7,101.91
DEA0300	DHS DDS Grant Payments	-80,840.54		
WARR	Warrants	20,517.82	0.00	-60,322.72
DEM0000	DHS Medical Services	-919.40		
GDIS	Distribution (General Fund)	0.00	123,138.99	-124,058.39
DGF0000	DHS Grants	-44,250.02		
GDIS	Distribution (General Fund)	0.00	23,402,455.62	-23,446,705.64
DGF1841	DHS Grants Beer Tax	-37,185.91		
RXFR	Transfer (Regular)	0.00	2.01	
SDIS	Distribution (Special Fund)	0.00	117.13	
SPEC	Special Reversing Entry	2.01	0.00	-37,303.04
DGF5100	DHS Childrens Medical Svc	-59,551.00		
WARR	Warrants	5,779.18	0.00	-53,771.82
DHP0000	DHS Aging/Adult Svcs	-850,826.88		
GDIS	Distribution (General Fund)	0.00	323,742.29	
RXFR	Transfer (Regular)	130,950.00	0.00	-1,043,619.17
DHP1500	DHS Aging/Adult Svcs Transp	-196,974.72		
RXFR	Transfer (Regular)	0.40	7,930.53	
SDIS	Distribution (Special Fund)	0.00	188,109.08	
SPEC	Special Reversing Entry	7,930.53	0.40	
WARR	Warrants	17,371.00	0.00	-367,712.80
DSB0000	DHS State Services/Blind	-489,215.74		
GDIS	Distribution (General Fund)	0.00	172,291.28	-661,507.02
DYS0000	DHS Youth Services	-754,062.46		
GDIS	Distribution (General Fund)	0.00	1,204,407.21	
RXFR	Transfer (Regular)	10,000.00	0.00	-1,948,469.67
DYS0200	DHS Youth Services Grants	-1,411,186.09		
WARR	Warrants	155,520.85	0.00	-1,255,665.24
DYS0300	DHS Youth Services Sanctions	-68,713.82		

Fund Transaction by Type

Start Date:12/31/15 End Date:12/31/15

Fund	Fund Description	Beginning Balance		Ending Balance
Type	Type Description	Debits	Credits	
WARR	Warrants	21,787.92	0.00	-46,925.90
EFP0000	Educ Facilities Partnership	-156,100,138.08		
GDIS	Distribution (General Fund)	0.00	3,186,072.05	-159,286,210.13
EFT0000	Pub School Acad Fac/Trans	-34,434.20		
GDIS	Distribution (General Fund)	0.00	169,540.95	-203,975.15
EGA0000	Department of Education	0.00		
GDIS	Distribution (General Fund)	0.00	1,478,502.16	-2,012,458.59
RXFR	Transfer (Regular)	0.00	533,956.43	
EGA1001	ADE Gen Rev Operation	-8,563,583.08		
RXFR	Transfer (Regular)	0.00	237.14	-8,561,740.55
WARR	Warrants	2,079.67	0.00	
EGB0000	Department of Workforce Edu	0.00		
GDIS	Distribution (General Fund)	0.00	438,224.80	-438,224.80
EGB0100	Department of Workforce Edu	-708,195.86		
WARR	Warrants	560.40	0.00	-707,635.46
EGR0000	Rehabilitation Services	0.00		
GDIS	Distribution (General Fund)	0.00	1,200,795.74	-1,200,795.74
EMA0000	Educational Television	-10,000.00		
GDIS	Distribution (General Fund)	0.00	324,213.10	-334,213.10
EMA0200	Spec Rev Land Comm Dep (05	-14,117.72		
SDIS	Distribution (Special Fund)	0.00	277.54	-14,395.26
EPA0000	State Library	0.00		
GDIS	Distribution (General Fund)	0.00	178,530.51	-178,530.51
EPA0100	State Library	-11,968.01		
WARR	Warrants	2,166.83	0.00	-9,801.18
ESA0000	School for the Blind	-20,000.00		
GDIS	Distribution (General Fund)	0.00	401,893.57	-401,893.57
RXFR	Transfer (Regular)	20,000.00	0.00	
ESA0100	School for the Blind	-28,827.36		
RXFR	Transfer (Regular)	0.00	20,000.00	-48,827.36
ETC0000	Crowleys Ridge Tech Inst	0.00		
GDIS	Distribution (General Fund)	0.00	51,903.70	-51,903.70
ETC1500	Crowleys Ridge TI Wrkfr	-169,725.28		
WARR	Warrants	2,301.85	0.00	-167,423.43

Fund Transaction by Type

Start Date:12/31/15 End Date:12/31/15

Fund	Fund Description	Beginning Balance		Ending Balance
Type	Type Description	Debits	Credits	
ETC2000	Crowleys Ridge TI GED			
WARR	Warrants	440.96	0.00	-56,908.38
				-56,908.38
ETN0000	Northwest Tech Inst			
GDIS	Distribution (General Fund)	0.00	131,374.95	-131,374.95
				-131,374.95
ETR0000	Riverside Vo Tech-State			
GDIS	Distribution (General Fund)	0.00	130,508.37	-130,508.37
				-130,508.37
EVA0000	School for the Deaf			
GDIS	Distribution (General Fund)	0.00	427,777.09	-427,777.09
				-427,777.09
EVA0100	School for the Deaf			
WARR	Warrants	9,514.76	0.00	-30,108.96
				-30,108.96
FAK2000	ADED CDBG 00 Grant			
RCPT	Receipt	0.00	405,682.99	
WARR	Warrants	776.64	0.00	-854,278.16
				-854,278.16
FAK2200	AEDC Storm Recovery Fed (07			
WARR	Warrants	3,450.45	0.00	-2,168.05
				-2,168.05
FAY0200	AG-Crime Vic Reparation Prg-			
WARR	Warrants	2,260.88	0.00	-90,733.56
				-90,733.56
FCG0100	DWS Workforce Investment Ac			
RCPT	Receipt	0.00	5,442.19	
WARR	Warrants	238,361.54	0.00	-5,442.19
				-5,442.19
FCP0500	ADHE Tech Ed Program			
RXFR	Transfer (Regular)	0.00	8,500.00	-8,593.35
				-8,593.35
FEE1417	School Improvement 1003(g) 2			
RCPT	Receipt	0.00	2,397.52	-2,740.13
				-2,740.13
FEE1452	Impr Teacher Quality IIA 2014			
RXFR	Transfer (Regular)	0.00	17.30	-11,868.07
				-11,868.07
FEE1464	Deaf Program 2014			
RCPT	Receipt	0.00	6,489.31	-6,489.41
				-6,489.41
FEE1517	Sch Imp 1003(g)-2015 CFDA84			
RCPT	Receipt	0.00	4,411.16	-4,411.29
				-4,411.29
FEE1552	Imp Teach Qual CFDA84.367 2			
RCPT	Receipt	0.00	5,143.12	-5,143.12
				-5,143.12
FEE1554	21CCLC-2015 CFDA 84.287			
RCPT	Receipt	0.00	7,074.24	
RXFR	Transfer (Regular)	0.00	467.33	

Fund Transaction by Type

Start Date:12/31/15 End Date:12/31/15

Fund	Fund Description	Beginning Balance		Ending Balance
Type	Type Description	Debits	Credits	
				-9,935.57
FEE1558	Engl Lang Learn 2015 CFDA84		0.00	
RCPT	Receipt	0.00	3,356.04	-3,356.04
FEE1615	HIV 2016 (0500)		-262.72	
RCPT	Receipt	0.00	6,016.29	-6,279.01
FEE1623	Homeless 2016 (0500)		-0.04	
RCPT	Receipt	0.00	5,788.60	-5,788.64
FEE1631	SpecEd 2016 (0500)		-151,320.19	
WARR	Warrants	176.85	0.00	-151,143.34
FEL0100	AR St Library-LSTA		-68,597.76	
WARR	Warrants	765.03	0.00	-67,832.73
FEV0100	Fed Vocational Ed-Oprs		-66,313.91	
RXFR	Transfer (Regular)	8,500.00	0.00	-57,813.91
FFA9901	DFA US Dept Agri Econ Assts		-244,541.79	
WARR	Warrants	6,315.00	0.00	-238,226.79
FHB1621	CN SAE 2016 (0500)		-98.10	
RCPT	Receipt	0.00	67,910.25	-68,008.35
FHB1625	CN FFVP 2016 (0500)		-0.09	
RCPT	Receipt	0.00	2,425.44	-2,425.53
FHH0226	Arts Council 2008 (0870)		-54,551.62	
WARR	Warrants	675.00	0.00	-53,876.62
FHP2015	FederalGrant Act 718 (0877)		-572,045.60	
WARR	Warrants	486,541.82	0.00	-85,503.78
FID0600	MIPPA-3		-18,600.00	
WARR	Warrants	450.00	0.00	-18,150.00
FIGS001	DFA IGS JAG TRUST FUND		-1,783,785.31	
DXFR	Transfer (Deduction)	0.00	1,808.09	-1,785,593.40
FIT1201	AR Agri Dept Forestry Nat'I Fir		-558,457.32	
WARR	Warrants	21,959.45	0.00	-536,497.87
FKA1402	State & Local ImplGr (0995)		-1,103.27	
RCPT	Receipt	0.00	1,306.10	-2,409.37
FKA1505	ODP 14 SHSGP Subs (0995)		-14,288.67	
WARR	Warrants	173.04	0.00	-14,115.63
FKA1511	EMPG Soft 14 (0995)		-1,142.33	

Fund Transaction by Type

Start Date:12/31/15 End Date:12/31/15

Fund	Fund Description	Beginning Balance		Ending Balance
Type	Type Description	Debits	Credits	
WARR	Warrants	18.94	0.00	-1,123.39
FKA1603	HMEP-Training 16 (0995)	-965.26		
WARR	Warrants	6.47	0.00	-958.79
FKE0100	AED-SEP Federal Plan	-298,127.89		
RCPT	Receipt	0.00	125,507.39	-423,635.28
FLA8401	ICAC 12	-281.50		
RXFR	Transfer (Regular)	0.00	2.30	-283.80
FLA8961	Bomb 14 (0960)	-71,600.00		
WARR	Warrants	71,600.00	0.00	0.00
FMD0904	ADEM 1819 DRPA (0995)	-2,875.64		
RCPT	Receipt	0.00	6,720.02	-9,595.66
FMD0905	ADEM 1834 DR PA (0995)	-4.25		
RCPT	Receipt	0.00	318.23	-322.48
FMD1002	1845 DR PA	-4.82		
RCPT	Receipt	0.00	742.06	-746.88
FMD1006	ADEM 1819 DR HM (0995)	-30,576.44		
RCPT	Receipt	0.00	1,536.02	-32,112.46
FMD1009	ADEM 1861 DR PA (0995)	-293.19		
RCPT	Receipt	0.00	488.09	-781.28
FMD1010	ADEM 1872 (DRPA) (0620)	-110.66		
RCPT	Receipt	0.00	773.30	-883.96
FMD1101	1975 Disaster Relief (0995)	-93.58		
RCPT	Receipt	0.00	12,592.03	-12,685.61
FMD1202	1975 Disaster Relief (0995)	-1,098.90		
RCPT	Receipt	0.00	825.63	-1,924.53
FMD1203	Disaster Relief (0995)	-3.98		
RCPT	Receipt	0.00	176.60	-180.58
FMD1301	Disaster Relf Pub Assist (0995)	-234.80		
RCPT	Receipt	0.00	114.72	-349.52
FMD1302	Disaster Rel Haz Mitig (0995)	-38,592.52		
RCPT	Receipt	0.00	73.17	-38,665.69
FMD1401	DisasterRelPubAssist (0995)	-691.28		
RCPT	Receipt	0.00	1,157.28	-1,848.56

Fund Transaction by Type

Start Date:12/31/15 End Date:12/31/15

Fund	Fund Description	Beginning Balance	Ending Balance	
Type	Type Description	Debits	Credits	
FMD1402	4143 Disaster RelfAssist (0995)	0.00		
RCPT	Receipt	0.00	3,067.74	
				-3,067.74
FMD1403	4124 DisasterRelfHazMitg (099)	-5,908.95		
RCPT	Receipt	0.00	278.96	
WARR	Warrants	5,905.87	0.00	
				-282.04
FMD1404	4143 DisasterRelfHazMitg (099)	-318,664.69		
RCPT	Receipt	0.00	210.05	
				-318,874.74
FMD1405	4160 Disaster PubliAssist (099)	-35.42		
RCPT	Receipt	0.00	745.24	
				-780.66
FMD1406	Dis Rel Public Assist (0995)	-117.66		
RCPT	Receipt	0.00	86.47	
				-204.13
FMD1409	DisRel HazMitigation (0995)	-4.28		
RCPT	Receipt	0.00	190.90	
				-195.18
FMD3100	ADEM 1744 DRPA (0995)	-423.56		
RCPT	Receipt	0.00	1,707.02	
				-2,130.58
FMD3600	ADEM 1751 DR PA (0995)	-11.21		
RCPT	Receipt	0.00	2,012.97	
				-2,024.18
FMD3800	ADEM 1758 DRPA (0995)	-2.31		
RCPT	Receipt	0.00	83.57	
				-85.88
FMF0300	Fed-275 Trng Site	382,751.93		
WARR	Warrants	21,154.27	0.00	
				403,906.20
FMF0700	Fed-270 Trng Site	1,184,310.14		
RCPT	Receipt	0.00	45,315.93	
				1,138,994.21
FMF2300	Fed-Ft Chaffee Exp	138,699.22		
WARR	Warrants	606.16	0.00	
				139,305.38
FNA2300	DOL OSHA Fed Grant 03	-46,535.58		
WARR	Warrants	1,083.78	0.00	
				-45,451.80
FNA3300	ADL MSHA Fed 03	-17,119.58		
WARR	Warrants	246.37	0.00	
				-16,873.21
FPF1200	RSAT (0485)	-37,223.43		
RXFR	Transfer (Regular)	0.00	24.22	
				-37,247.65
FPT0100	PT-SCORP Oprs	-340,159.16		
WARR	Warrants	167.09	0.00	
				-339,992.07
FPT0400	Travel Educ NatureTrailer(090)	-1,438.89		

Fund Transaction by Type

Start Date:12/31/15 End Date:12/31/15

Fund	Fund Description	Beginning Balance	Ending Balance	
Type	Type Description	Debits	Credits	
RXFR	Transfer (Regular)	1,438.89	0.00	0.00
FSC2014	ANRC DamSafety (0455)	-75,026.37		
WARR	Warrants	193.45	0.00	-74,832.92
FSC3314	ANRC Nonpoint (0455)	-56,901.98		
WARR	Warrants	56.46	0.00	-56,845.52
FSC4015	ANRC FEMA Fiscal 15 (0455)	-166,252.43		
WARR	Warrants	56.46	0.00	-166,195.97
FSC5M00	Clean Water Grant FY10 (0455)	-212,770.48		
WARR	Warrants	254.08	0.00	-212,516.40
FSD0100	Dis Determination-Oprs	-516,488.83		
WARR	Warrants	39,150.30	0.00	-477,338.53
FSS0800	2008 HAVA TITLE III (0063)	-10,264.22		
DXFR	Transfer (Deduction)	0.00	10.03	-10,274.25
FSS0900	2009 HAVA TITLS III (0063)	-737,366.93		
DXFR	Transfer (Deduction)	0.00	720.20	-738,087.13
FSS1000	2010 HAVA Title III EAC (0063)	-693,356.44		
DXFR	Transfer (Deduction)	0.00	677.21	-694,033.65
FVV0700	CAVH-St Vet Home Cons (038)	-4,348,303.69		
RXFR	Transfer (Regular)	1,470,722.54	0.00	-2,877,581.15
FWF0200	Dept of Human Srvs-DYS Grnt	-527,047.79		
WARR	Warrants	12,768.68	0.00	-514,279.11
FWF0400	County Oprs-Shelter Plus Care	-86,617.17		
WARR	Warrants	79,299.00	0.00	-7,318.17
FWF2100	County Oprs-Homeless	-135,949.91		
RCPT	Receipt	0.00	30,694.64	-166,644.55
FWF2900	County Oprs-Emerg Food	-17,801.87		
WARR	Warrants	10,806.39	0.00	-6,995.48
FWF6900	DHS-DCCECE-Childhood Gar	-937,048.15		
RCPT	Receipt	0.00	122,758.02	-912,513.87
WARR	Warrants	147,292.30	0.00	-808,415.56
FYP0000	Dept of Envir Quality-Fed	-808,415.56		
WARR	Warrants	486.15	0.00	-807,929.41
GAD0000	General Rev Allotment Reserv	-6,654,560.18		
RXFR	Transfer (Regular)	0.00	17,394.04	-6,637,166.14

Fund Transaction by Type

Start Date:12/31/15 End Date:12/31/15

Fund	Fund Description	Beginning Balance			Ending Balance
Type	Type Description	Debits	Credits		
					-6,671,954.22
GADHOLD	GR Allot Reserve Set Aside	-17,394.04			
RXFR	Transfer (Regular)	17,394.04	0.00		
					0.00
HAD0000	AR Agriculture Dept §19-5-302	0.00			
GDIS	Distribution (General Fund)	0.00	1,032,582.64		
					-1,032,582.64
HAD0200	AAD AFC §19-5-302(14)	-105,833.10			
WARR	Warrants	31,693.76	0.00		
					-74,139.34
HAD0300	AAD PB §19-5-302(14)	-14,068.81			
WARR	Warrants	250.37	0.00		
					-13,818.44
HAD0400	AAD Secretary Office (0400)	-13,421.32			
WARR	Warrants	113.29	0.00		
					-13,308.03
HCA0000	ADC Inmate Care/Custody	0.00			
GDIS	Distribution (General Fund)	0.00	11,641,067.30		
					-11,641,067.30
HCA0100	ADC Inmate Care/Custody	-1,477,326.73			
RCPT	Receipt	0.00	1,945.35		
RXFR	Transfer (Regular)	0.00	3,805.52		
WARR	Warrants	18,152.60	0.00		
					-1,464,925.00
HCP0000	Dept Community Correction	0.00			
GDIS	Distribution (General Fund)	0.00	1,510,920.01		
					-1,510,920.01
HCP0100	Dept Community Correction	-396,098.00			
RXFR	Transfer (Regular)	0.00	231.07		
					-396,329.07
HEG0000	Higher Education Grants	-11,285,443.63			
GDIS	Distribution (General Fund)	0.00	3,660,705.43		
					-14,946,149.06
HGA0000	Parks & Tourism	0.00			
GDIS	Distribution (General Fund)	0.00	1,125,520.22		
					-1,125,520.22
HGA0100	Parks & Tourism	-375,769.05			
WARR	Warrants	2,788.09	0.00		
					-372,980.96
HGA0200	Parks & Tourism History Com	-45,761.31			
WARR	Warrants	617.51	0.00		
					-45,143.80
HMA0000	Dept Environmental Quality	0.00			
GDIS	Distribution (General Fund)	0.00	388,979.43		
					-388,979.43
HMD0000	State Military Dept	-78,056.12			
GDIS	Distribution (General Fund)	0.00	184,424.42		
					-262,480.54
HMD0100	State Military Dept	-273,527.02			
WARR	Warrants	2,175.48	0.00		

Fund Transaction by Type

Start Date:12/31/15 End Date:12/31/15

Fund	Fund Description	Beginning Balance		Ending Balance
Type	Type Description	Debits	Credits	
				-271,351.54
HMD0200	State Military Dept CSTP	-188,545.17		
WARR	Warrants	19,988.52	0.00	-168,556.65
HMD0300	State Military Dept YCP	-198,892.71		
WARR	Warrants	2,718.80	0.00	-196,173.91
HOA0000	Dept Economic Development	0.00		
GDIS	Distribution (General Fund)	0.00	976,106.49	-976,106.49
HOA0100	Dept Economic Development	-1,406,333.92		
WARR	Warrants	61.00	0.00	-1,406,272.92
HQA0000	Higher Education	0.00		
GDIS	Distribution (General Fund)	0.00	310,949.32	-310,949.32
HRA0000	Dept AR Heritage	-910.53		
GDIS	Distribution (General Fund)	0.00	424,554.57	-425,465.10
HRA0403	DAH-NHC Gas Royalties (088)	-1,765,669.35		
SDIS	Distribution (Special Fund)	0.00	29,248.25	-1,794,917.60
HRA0901	DAH Mosaic Templar Cultural	-6,100.12		
WARR	Warrants	941.22	0.00	-5,158.90
HSA0000	Department of Labor	0.00		
GDIS	Distribution (General Fund)	0.00	175,249.28	-175,249.28
HSA0100	Department of Labor	-44,127.07		
WARR	Warrants	333.48	0.00	-43,793.59
HSC0000	State Central Services	-4,362,654.08		
CTAX	Claims & Taxes	2.97	0.00	
DXFR	Transfer (Deduction)	0.00	15,206,063.68	
RXFR	Transfer (Regular)	265.82	10,481.99	
SDIS	Distribution (Special Fund)	0.00	586,447.78	
SPEC	Special Reversing Entry	8,151.38	0.00	
				-20,157,227.36
HSC0900	St Cent Serv-Legislative Audit	-496,727.69		
WARR	Warrants	1,324.98	0.00	-495,402.71
HSC1100	State Central Svcs Leg Council	-730,004.20		
WARR	Warrants	1,223.75	0.00	-728,780.45
HSC1200	State Central Svcs Leg Council	-159,398.86		
WARR	Warrants	6,694.78	0.00	-152,704.08
HSC2300	AOC Judicial	-591,669.16		
WARR	Warrants	364.23	0.00	-591,304.93

Fund Transaction by Type

Start Date:12/31/15 End Date:12/31/15

Fund	Fund Description	Beginning Balance		Ending Balance
Type	Type Description	Debits	Credits	
HSC3001	DFA Revenue Division Operati	-914,762.03		
CTAX	Claims & Taxes	47.91	0.00	
RCPT	Receipt	0.00	538.13	
RXFR	Transfer (Regular)	53.00	51,078.15	
SDIS	Distribution (Special Fund)	0.00	520,510.01	
SPEC	Special Reversing Entry	34,249.68	0.00	
WARR	Warrants	12,182.57	0.00	
				-1,440,355.16
HSC3702	PDC User Fees	-1,856,744.45		
WARR	Warrants	2,223.27	0.00	
				-1,854,521.18
HSC3704	PDC Administration	-505,780.21		
WARR	Warrants	4,925.58	0.00	
				-500,854.63
HSC5100	Lt Governors Office	-96,860.02		
WARR	Warrants	4,704.57	0.00	
				-92,155.45
HSC5300	Attorney General	-468,055.73		
WARR	Warrants	406.00	0.00	
				-467,649.73
HSC5900	Auditor of the State	-1,224,316.33		
WARR	Warrants	714,584.22	0.00	
				-509,732.11
HSC6000	Land Department	-254,909.96		
WARR	Warrants	2,356.38	0.00	
				-252,553.58
HSC6300	Secretary of the State	-690,396.41		
WARR	Warrants	15,421.34	0.00	
				-674,975.07
HTD0100	Tax Division Fund-Oper	-1,660,195.20		
WARR	Warrants	709.40	0.00	
				-1,659,485.80
HUA0000	Miscellaneous Agencies	-2,225,190.42		
GDIS	Distribution (General Fund)	0.00	1,237,700.20	
RXFR	Transfer (Regular)	91.98	0.00	
				-3,462,798.64
HUA0112	Prostate Cancer Foundation	0.00		
RXFR	Transfer (Regular)	0.02	520.54	
SDIS	Distribution (Special Fund)	0.00	10,317.81	
SPEC	Special Reversing Entry	520.54	0.02	
				-10,317.81
HUA0121	Criminal Detention Comm	0.00		
RXFR	Transfer (Regular)	0.00	91.98	
				-91.98
HUA0229	AR Fair Housing Commission	-16,800.96		
WARR	Warrants	115.36	0.00	
				-16,685.60
HUA0400	Veterans Child Welfare-Oprs-(:	-5,243.04		
WARR	Warrants	300.46	0.00	
				-4,942.58

Fund Transaction by Type

Start Date:12/31/15 End Date:12/31/15

Fund	Fund Description	Beginning Balance			Ending Balance
Type	Type Description	Debits	Credits		
HUA0801	AEDC-SciTech Oper (790)	-181,971.56			
WARR	Warrants	94.14	0.00		
					-181,877.42
HUA0900	Elec Comm-Oprs-(232)	-10,062.00			
WARR	Warrants	220.76	0.00		
					-9,841.24
HUA2201	DVA Veterans Services	-53,412.67			
WARR	Warrants	763.07	0.00		
					-52,649.60
HUA2800	Judicial Disc&Disabl Comm (0	-27,659.81			
WARR	Warrants	1,065.00	0.00		
					-26,594.81
HUA3700	ACL CLEST	-87,488.30			
WARR	Warrants	2,312.96	0.00		
					-85,175.34
HUA3701	911 Training & Ed §19-5-302(9	-181,855.95			
WARR	Warrants	226.87	0.00		
					-181,629.08
HUA3800	ACL GR Operations	-175,262.28			
SDIS	Distribution (Special Fund)	0.00	119,831.19		
WARR	Warrants	502.51	0.00		
					-294,590.96
HUA4032	EMPG Gen Fund 14 (0995)	-119,737.52			
WARR	Warrants	14.46	0.00		
					-119,723.06
HUA4400	Geology Department	-58,095.50			
WARR	Warrants	1,265.07	0.00		
					-56,830.43
HUA4800	ASWCC General Revenue	-362,521.80			
WARR	Warrants	947.29	0.00		
					-361,574.51
HUA9700	National Guard Museum	-1,735.69			
WARR	Warrants	286.13	0.00		
					-1,449.56
JAA0000	Public School Fund	-93,612.14			
GDIS	Distribution (General Fund)	0.00	168,447,898.18		
RXFR	Transfer (Regular)	0.00	36,984,634.65		
					-205,526,144.97
JAA1002	PSF-Misc Programs-(500)	-7,105,567.98			
RXFR	Transfer (Regular)	0.00	353.41		
WARR	Warrants	15,027.86	0.00		
					-7,090,893.53
JAA1006	Public School Teachers Salary	0.00			
RXFR	Transfer (Regular)	0.00	441.13		
SDIS	Distribution (Special Fund)	0.00	122,519.66		
SPEC	Special Reversing Entry	441.13	0.00		
					-122,519.66
JSL0000	State Library	-105,390.72			
GDIS	Distribution (General Fund)	0.00	90,632.04		
WARR	Warrants	26,225.00	0.00		

Fund Transaction by Type

Start Date:12/31/15 End Date:12/31/15

Fund	Fund Description	Beginning Balance		Ending Balance
Type	Type Description	Debits	Credits	
				-169,797.76
JWE0000	Public Sch-Career Ed	0.00		
GDIS	Distribution (General Fund)	0.00	2,924,034.57	-2,924,034.57
JWE0500	Public Sch-Workforce Ed	-3,005,272.31		
WARR	Warrants	3,969.25	0.00	-3,001,303.06
KBQ4G04	Agri Realty Disaster Purch/M&	-51,107.86		
WARR	Warrants	896.72	0.00	-50,211.14
KBQ6H14	State Motor VehicleAcquisitior	-792,601.12		
RXFR	Transfer (Regular)	26,677.00	0.00	-765,924.12
KBR0N96	DPA Salary/Matching (0059)	-144,520.84		
WARR	Warrants	3,351.55	0.00	-141,169.29
KBR4N97	Ester Unit Expenses (0480)	-5,011,295.20		
RXFR	Transfer (Regular)	0.00	6.46	
WARR	Warrants	1,452.07	0.00	-5,009,849.59
KBR5Q39	Computer Sci Init (0500)	-3,307,104.25		
WARR	Warrants	242.64	0.00	-3,306,861.61
KBRRDAY	90th GIF Exec S-A (0610)	-38,724,297.80		
GDIS	Distribution (General Fund)	0.00	393,861.50	-39,118,159.30
MAB0200	Athletic Commission	-242,647.54		
RCPT	Receipt	0.00	1,934.05	
SDIS	Distribution (Special Fund)	0.00	408.36	-244,989.95
MAC0100	Wtr Sewer Solid Mgmt-(455)	-7,200,479.05		
RCPT	Receipt	0.00	272,771.00	-7,473,250.05
MBC0000	ADH Breast Cancer	-4,145,719.97		
RXFR	Transfer (Regular)	0.43	13,103.25	
SDIS	Distribution (Special Fund)	0.00	261,422.41	
SPEC	Special Reversing Entry	13,103.25	0.43	-4,407,142.38
MBR0100	Breast Cancer Research	0.00		
RXFR	Transfer (Regular)	0.12	3,666.61	
SDIS	Distribution (Special Fund)	0.00	73,076.79	
SPEC	Special Reversing Entry	3,666.61	0.12	-73,076.79
MBR0200	UAMS S Komen Plate (0150)	0.00		
RXFR	Transfer (Regular)	0.00	1,050.00	
SDIS	Distribution (Special Fund)	0.00	12,865.85	
SPEC	Special Reversing Entry	1,050.00	0.00	-12,865.85
MCE0000	Child Support Enforcement	0.00		
GDIS	Distribution (General Fund)	0.00	1,187,751.20	

Fund Transaction by Type

Start Date:12/31/15 End Date:12/31/15

Fund	Fund Description	Beginning Balance		Ending Balance
Type	Type Description	Debits	Credits	
				-1,187,751.20
MCE0100	Child Support Enforcement	-2,643,311.68		
WARR	Warrants	68,891.76	0.00	
				-2,574,419.92
MCF0000	Constitutional Officers	-11,018,928.73		
CTAX	Claims & Taxes	1.36	0.00	
DXFR	Transfer (Deduction)	0.00	6,911,847.12	
RXFR	Transfer (Regular)	120.84	5,859.75	
SDIS	Distribution (Special Fund)	0.00	86,362.51	
SPEC	Special Reversing Entry	5,738.91	0.00	
				-18,017,137.00
MCF0200	Constitutional Officers House	-2,786,319.47		
WARR	Warrants	4,707.36	0.00	
				-2,781,612.11
MCF5900	Constl Officers-Auditor Of St-	-1,885,012.02		
WARR	Warrants	4,495.90	0.00	
				-1,880,516.12
MCF5901	Const Off-Auditor Unapp (005)	-2,486,519.41		
WARR	Warrants	1,468,809.99	0.00	
				-1,017,709.42
MCJ0000	County Jail Reimbursement	0.00		
GDIS	Distribution (General Fund)	0.00	543,983.68	
				-543,983.68
MCJ0480	County Jail Reimburse ADC	-248,656.69		
WARR	Warrants	8,460.00	0.00	
				-240,196.69
MCJ0485	County Jail Reimburse ADCC	-966,588.00		
WARR	Warrants	870.00	0.00	
				-965,718.00
MCR0200	AOC Court Report (0023)	-60,379.34		
WARR	Warrants	394.28	0.00	
				-59,985.06
MCV0000	Co Voting Sys Grant Act 1189/	-974,848.73		
SDIS	Distribution (Special Fund)	0.00	111,832.07	
				-1,086,680.80
MDA0100	Drug/Alcohol Abuse Prev/Trea	-1,491,258.45		
RCPT	Receipt	0.00	170,698.53	
RXFR	Transfer (Regular)	0.00	100,000.00	
SDIS	Distribution (Special Fund)	0.00	15,084.00	
WARR	Warrants	2,030.05	0.00	
				-1,775,010.93
MEE0000	Environmental Ed Fund	-233,135.90		
RCPT	Receipt	0.00	100.00	
				-233,235.90
MEM0000	Emergency Med Svcs (0645)	-81,348.29		
RCPT	Receipt	0.00	20.00	
SDIS	Distribution (Special Fund)	0.00	482.16	
SPEC	Special Reversing Entry	20.00	0.00	
				-81,830.45
MHC0100	Computer Svcs Revl-Oprs	-11,643,477.35		

Fund Transaction by Type

Start Date:12/31/15 End Date:12/31/15

Fund	Fund Description	Beginning Balance		Ending Balance
Type	Type Description	Debits	Credits	
RCPT	Receipt	0.00	3,098,819.61	
WARR	Warrants	95,722.96	0.00	
				-14,646,574.00
MHF0000	Health Facility Svc Revolving	-665,824.28		
RCPT	Receipt	0.00	1,000.00	
SDIS	Distribution (Special Fund)	0.00	213,476.83	
				-880,301.11
MHI0100	Health Info Tech 19-5-1244	-417,613.90		
SDIS	Distribution (Special Fund)	0.00	67,166.66	
WARR	Warrants	40,000.00	0.00	
				-444,780.56
MHR0100	AR Home Inspectors Reg	-398,088.67		
RCPT	Receipt	0.00	250.00	
				-398,338.67
MJA0000	Crime Information System	0.00		
GDIS	Distribution (General Fund)	0.00	343,918.89	
				-343,918.89
MJA0100	Crime Information System	-2,088,936.31		
RCPT	Receipt	0.00	2,360.00	
SDIS	Distribution (Special Fund)	0.00	196,957.44	
SPEC	Special Reversing Entry	2,360.00	0.00	
				-2,285,893.75
MJF0100	Judicial Fine Coll Enhance Op	-1,905,105.56		
RCPT	Receipt	0.00	1,000.00	
				-1,906,105.56
MLC0000	County Aid Fund	0.00		
4LHC	Four Lane Highway Constructio	0.00	2,979,969.12	
DXFR	Transfer (Deduction)	0.00	113,715.69	
GDIS	Distribution (General Fund)	0.00	1,765,661.86	
HDIS	Distribution (Highway Fund)	0.00	6,502,608.07	
HSDIS	Highway Severance Distribution	0.00	433,197.54	
				-11,795,152.28
MLC0200	County Aid Fund-Sp-(074)	-837,403.24		
RXFR	Transfer (Regular)	0.00	21,312.88	
SDIS	Distribution (Special Fund)	0.00	585,981.43	
SPEC	Special Reversing Entry	12,537.52	0.00	
				-1,432,160.03
MLC0300	County Aid Military Land Sale	-351,839.36		
RCPT	Receipt	0.00	72,210.17	
				-424,049.53
MLM0000	Municipal Aid	0.00		
4LHC	Four Lane Highway Constructio	0.00	2,979,969.12	
DXFR	Transfer (Deduction)	0.00	113,715.69	
GDIS	Distribution (General Fund)	0.00	2,562,733.69	
HDIS	Distribution (Highway Fund)	0.00	6,502,608.07	
HSDIS	Highway Severance Distribution	0.00	433,197.54	
				-12,592,224.11
MLS0100	DOL-Boiler Admin	-328,898.78		
RCPT	Receipt	0.00	13,222.66	
SDIS	Distribution (Special Fund)	0.00	107,591.73	
SPEC	Special Reversing Entry	13,222.66	0.00	

Fund Transaction by Type

Start Date:12/31/15 End Date:12/31/15

Fund	Fund Description	Beginning Balance	Ending Balance	
Type	Type Description	Debits	Credits	
				-436,490.51
MLS0200	DOL-Elec Bd Oprs	-1,038,296.03		
RCPT	Receipt	0.00	8,020.00	
SDIS	Distribution (Special Fund)	0.00	33,032.88	
SPEC	Special Reversing Entry	8,020.00	0.00	
				-1,071,328.91
MLS0300	DOL-Other Revenue Receipts	-204,359.17		
RCPT	Receipt	0.00	5,970.00	
SDIS	Distribution (Special Fund)	0.00	26,508.96	
SPEC	Special Reversing Entry	4,170.00	0.00	
				-232,668.13
MMA1596	Disaster Assist (0620)	-10,143.73		
WARR	Warrants	1,000.00	0.00	
				-9,143.73
MMT0200	Massage Therapy (0645)	-24,904.22		
RCPT	Receipt	0.00	260.00	
SDIS	Distribution (Special Fund)	0.00	9,972.84	
SPEC	Special Reversing Entry	260.00	0.00	
				-34,877.06
MMV2E00	MV-Tobacco Ctl Brd	-129,979.21		
RXFR	Transfer (Regular)	21,431.00	0.00	
				-108,548.21
MMV7B00	MVAR DHS	-13,289.62		
RXFR	Transfer (Regular)	0.00	188,881.00	
				-202,170.62
MPH0000	Property Sales Holding	-150,379.20		
RCPT	Receipt	0.00	40,887.83	
				-191,267.03
MPL0645	Lead Based Paint Haz (0645)	-279,087.10		
SDIS	Distribution (Special Fund)	0.00	2,804.40	
				-281,891.50
MPT0200	AR Parks & Trsm-Outdoor Grn	-4,340,632.26		
RXFR	Transfer (Regular)	154.66	23,380.50	
SDIS	Distribution (Special Fund)	0.00	220,600.58	
SPEC	Special Reversing Entry	23,380.50	154.66	
				-4,561,232.84
MRF0101	Rural Fire Protection 19-5-1011	-539,709.10		
WARR	Warrants	12,707.79	0.00	
				-527,001.31
MRP0100	DHS-MEDICAID REBATE REV	0.00		
RCPT	Receipt	0.00	442,828.64	
				-442,828.64
MTA0000	Miscellaneous Revolving	-32,922.96		
RXFR	Transfer (Regular)	32,922.93	0.00	
				-0.03
MTA0201	Misc Revl-Widow/Depnd Chldr	-519,718.74		
WARR	Warrants	708.30	0.00	
				-519,010.44
MTA0300	DFA-Miscellaneous Revl-Reve	-146,068.25		
CTAX	Claims & Taxes	0.00	1,550.00	

Fund Transaction by Type

Start Date:12/31/15 End Date:12/31/15

Fund	Fund Description	Beginning Balance	Ending Balance	
Type	Type Description	Debits	Credits	
				-147,618.25
MTA0301	Sales/Use Tax Refunds (0630)	-6,319,771.50		
RXFR	Transfer (Regular)	455.46	44,557.19	
WARR	Warrants	836,175.55	0.00	
				-5,527,697.68
MTA0319	WasteTireFeeRefund (0630)	-471.13		
RXFR	Transfer (Regular)	0.00	26.10	
				-497.23
MTA03DS	Misc Revolv DrvSvcs (0630)	-15,527.53		
RXFR	Transfer (Regular)	0.00	290.00	
WARR	Warrants	400.00	0.00	
				-15,417.53
MTA03MV	MiscRevolv MotorVeh (0630)	-421,200.11		
RXFR	Transfer (Regular)	0.00	8,123.81	
WARR	Warrants	8,666.84	0.00	
				-420,657.08
MTA0404	Misc Revl-Ins Dept-Overpayme	-208,463.11		
WARR	Warrants	9,000.21	0.00	
				-199,462.90
MTA6300	Misc Rev-Corp Fees & Tax Ref	-42,484.48		
WARR	Warrants	117.29	0.00	
				-42,367.19
MWA0100	Geology Map Resale Revolving	-38,031.50		
RCPT	Receipt	0.00	43.40	
				-38,074.90
MWH0200	ADEM Federal Surplus 1187/05	-953,842.31		
WARR	Warrants	923.75	0.00	
				-952,918.56
MWJ0101	DFA Build Auth Admin (615)	-5,428,218.63		
WARR	Warrants	12,762.80	0.00	
				-5,415,455.83
MWS0000	Workforce Services § 19-5-123	-1,104,684.77		
GDIS	Distribution (General Fund)	0.00	353,546.64	
				-1,458,231.41
MWW0000	Wastwater Licensing	-497,642.46		
RCPT	Receipt	0.00	540.00	
				-498,182.46
NAB0000	DFA-ABC-Admin-Int Treas	-4,480.70		
DXFR	Transfer (Deduction)	0.00	4.37	
				-4,485.07
NAC0000	Admin Off Of Crts-Interest Tre	-124,833.06		
DXFR	Transfer (Deduction)	0.00	125.51	
RCPT	Receipt	0.00	75.00	
				-125,033.57
NAC0200	Adm Office of Courts Treas Int	-254,552.35		
DXFR	Transfer (Deduction)	0.00	251.92	
RCPT	Receipt	0.00	800.00	
				-255,604.27
NAC0300	AOC Court Mgmt Prog (0023)	-17,505.89		
DXFR	Transfer (Deduction)	0.00	17.10	

Fund Transaction by Type

Start Date:12/31/15 End Date:12/31/15

Fund	Fund Description	Beginning Balance		Ending Balance
Type	Type Description	Debits	Credits	
				-17,522.99
NAC0500	Court Automation Project (002)	-110,133.35		
DXFR	Transfer (Deduction)	0.00	101.90	
				-110,235.25
NAC0600	Court Interpreters Act 1050 13	-9,761.13		
DXFR	Transfer (Deduction)	0.00	9.46	
				-9,770.59
NAD0000	Agri Cash Operations (0400)	-23,610.66		
DXFR	Transfer (Deduction)	0.00	22.84	
RCPT	Receipt	0.00	508.00	
				-24,141.50
NAG2015	Cash Fund for AG FY2015	-34.87		
DXFR	Transfer (Deduction)	0.00	0.03	
				-34.90
NAI0000	Architect/Landscape/Int Desig	-1,913,110.16		
DXFR	Transfer (Deduction)	0.00	1,880.70	
				-1,914,990.86
NAT0000	AR St Athletic Trng Brd (0208)	-150,754.01		
DXFR	Transfer (Deduction)	0.00	146.71	
				-150,900.72
NBA0300	CIT ABA Asbestos (0350)	0.00		
DXFR	Transfer (Deduction)	0.00	0.21	
				-0.21
NBA0301	Cash in Treasury (615)	-3,111,477.05		
DXFR	Transfer (Deduction)	0.00	3,038.80	
				-3,114,515.85
NBE0000	Barber Examiners Bd 50/09	-225,449.94		
DXFR	Transfer (Deduction)	0.00	225.72	
				-225,675.66
NBF0000	Burial Board (0215)	-216,786.27		
DXFR	Transfer (Deduction)	0.00	215.33	
				-217,001.60
NBF0100	Burial Board Guaranty (0215)	-95,286.40		
DXFR	Transfer (Deduction)	0.00	93.07	
				-95,379.47
NBP0000	Psychology Bd Operations Cl	-362,662.22		
DXFR	Transfer (Deduction)	0.00	357.08	
				-363,019.30
NCA0000	Assessment Coordination (045	-130,077.20		
DXFR	Transfer (Deduction)	0.00	127.05	
				-130,204.25
NCB0000	Cemetery Bd-Interest Treas	-42,274.07		
DXFR	Transfer (Deduction)	0.00	40.63	
				-42,314.70
NCB0100	CB Insolvent Loan Fund (0218	-93,239.11		
DXFR	Transfer (Deduction)	0.00	91.07	
				-93,330.18
NCC0000	ACC Residents Services (0485	-1,396,847.85		
DXFR	Transfer (Deduction)	0.00	1,400.09	
RXFR	Transfer (Regular)	0.00	644.13	

Fund Transaction by Type

Start Date:12/31/15 End Date:12/31/15

Fund	Fund Description	Beginning Balance	Ending Balance	
Type	Type Description	Debits	Credits	
WARR	Warrants	693.00	0.00	-1,398,199.07
NCC1600	DCC Cash Administration	-15,371.85		
DXFR	Transfer (Deduction)	0.00	15.01	-15,386.86
NCD0001	ACIC-Sys Conf-Int Treas	-2,166.24		
DXFR	Transfer (Deduction)	0.00	2.12	-2,168.36
NCE0100	Career Ed-LESO (0590)	-267,132.05		
DXFR	Transfer (Deduction)	0.00	261.02	-267,393.07
NCE0300	AR Works-Sch Dist Const (590	-838,324.41		
DXFR	Transfer (Deduction)	0.00	814.16	-839,138.57
NCG0300	Landslide Rsch (0420)	-98,471.03		
DXFR	Transfer (Deduction)	0.00	98.35	-98,569.38
NCH0000	Chiropractic Exam Brd (0265)	-354,317.15		
DXFR	Transfer (Deduction)	0.00	323.06	-356,140.21
RCPT	Receipt	0.00	1,500.00	
NCS0000	Supreme Court Cash (0032)	-11,697.38		
DXFR	Transfer (Deduction)	0.00	11.42	-11,708.80
NDA0000	Alcohol/Drug Abuse (0204)	-15,849.66		
DXFR	Transfer (Deduction)	0.00	13.15	-15,862.81
NDC0100	ADC Inmate Telephone	-917,833.43		
DXFR	Transfer (Deduction)	0.00	977.16	-1,151,511.62
RCPT	Receipt	0.00	232,411.75	
RXFR	Transfer (Regular)	0.00	289.28	
NDC0200	ADC Inmate Welfare	-4,299,190.23		
DXFR	Transfer (Deduction)	0.00	4,666.75	-4,298,219.98
WARR	Warrants	5,637.00	0.00	
NDC0300	ADC Work Release	-6,980,552.82		
DXFR	Transfer (Deduction)	0.00	6,896.22	-6,986,968.71
RCPT	Receipt	0.00	151.65	
RXFR	Transfer (Regular)	0.00	41.57	
WARR	Warrants	673.55	0.00	
NDC0400	NDC0400 **Review**	-50,929.06		
DXFR	Transfer (Deduction)	0.00	49.74	-50,978.80
NDC0500	ADC Paws in Prison	-67,992.52		
DXFR	Transfer (Deduction)	0.00	70.92	-68,063.44
NDD0001	Insurance-MM-Interest Treas	-70,511.61		
DXFR	Transfer (Deduction)	0.00	68.90	

Fund Transaction by Type

Start Date:12/31/15 End Date:12/31/15

Fund	Fund Description	Beginning Balance		Ending Balance
Type	Type Description	Debits	Credits	
				-70,580.51
NDD0002	Insurance-Travel-Interest Trea	-1,171.85		
DXFR	Transfer (Deduction)	0.00	1.51	-1,173.36
NDD0003	INS-Criminal Background Che	-13,495.43		
DXFR	Transfer (Deduction)	0.00	14.40	-13,509.83
NDD0005	REGULATORY CONTACTS (04	-184,830.75		
DXFR	Transfer (Deduction)	0.00	194.23	-185,024.98
NDE0000	Energy Efficiency Cash (0790)	-300,398.94		
DXFR	Transfer (Deduction)	0.00	384.61	-300,783.55
NDE0200	Clean Cities Coalition19-5-104	-57,148.49		
DXFR	Transfer (Deduction)	0.00	55.83	-57,204.32
NDE0300	Gaseous Fuels Rebate Prg (07	-824,905.91		
DXFR	Transfer (Deduction)	0.00	805.70	-825,711.61
NDE0700	AG-Grant-ArgentaCtr (0790)	-8.51		
DXFR	Transfer (Deduction)	0.00	0.01	-8.52
NDE0800	RURAL FIRE DEPT GRANTS ((-501,558.07		
DXFR	Transfer (Deduction)	0.00	489.88	-502,047.95
NDE0900	RURAL SERV CONF CASH FD	-41,267.04		
DXFR	Transfer (Deduction)	0.00	40.31	-41,307.35
NDL0000	Dietetics Lic. Brd Oper. Cash	-198,989.97		
DXFR	Transfer (Deduction)	0.00	194.42	-199,184.39
NDP0001	DFA-Gov Conf Family-Int Trea	-502.62		
DXFR	Transfer (Deduction)	0.00	0.49	-503.11
NDP0002	DFA-Gas Pipeline-Int Treas	-696,141.30		
DXFR	Transfer (Deduction)	0.00	679.93	-696,821.23
NDP0003	DFA-Drug Director-Int Treas	-167.16		
DXFR	Transfer (Deduction)	0.00	0.16	-167.32
NDP0007	Albert Pike Area Disaster(0620	-5,401.63		
DXFR	Transfer (Deduction)	0.00	5.28	-5,406.91
NDP0008	Trial Court Asst Fnd Supp 062	-85,449.21		
DXFR	Transfer (Deduction)	0.00	83.46	-85,532.67
NDP0009	Fire Prevention Comm Gr (062	-9,228.92		
DXFR	Transfer (Deduction)	0.00	9.01	-9,237.93
NDP0012	Asbestos Settlement (0620)	-2,558.73		

Fund Transaction by Type

Start Date:12/31/15 End Date:12/31/15

Fund	Fund Description	Beginning Balance		Ending Balance
Type	Type Description	Debits	Credits	
DXFR	Transfer (Deduction)	0.00	2.50	-2,561.23
NDP0013	Disaster Donations	-30.49		
DXFR	Transfer (Deduction)	0.00	0.03	-30.52
NDP0014	2014 GovernorTransOut (0620)	-19,628.74		
DXFR	Transfer (Deduction)	0.00	19.17	-19,647.91
NDP0015	2014 Governor Trans In (0620)	-20,834.43		
DXFR	Transfer (Deduction)	0.00	20.35	-20,854.78
NDR0100	Fish&WildlifeConservGrant 02	-600,079.64		
DXFR	Transfer (Deduction)	0.00	170.16	-600,249.80
NDS0100	CIT DS Asbestos (0513)	-13,043.16		
DXFR	Transfer (Deduction)	0.00	12.74	-13,055.90
NDW0001	Labor-Wage/Hour-Int Treas	-103,627.03		
WARR	Warrants	2,054.02	0.00	-101,573.01
NDW0002	Labor-Seminar/Conf-Int Treas	-13,374.22		
DXFR	Transfer (Deduction)	0.00	6.84	-13,381.06
NEC0000	Board Examiners In Counselin	-638,167.46		
DXFR	Transfer (Deduction)	0.00	631.09	-638,798.55
NED0001	ADE-Ait	-226,273.97		
DXFR	Transfer (Deduction)	0.00	221.73	-226,495.70
NED0004	ADE-Multiple-Int Treas	-903,876.45		
DXFR	Transfer (Deduction)	0.00	887.34	-904,763.79
NED0006	ADE-Medicaid-Int Treas	-638,361.82		
DXFR	Transfer (Deduction)	0.00	616.04	-638,977.86
NED0010	ADE Treas Cash For Conf Fee:	-686,620.10		
DXFR	Transfer (Deduction)	0.00	689.92	-687,310.02
NED0012	AR Medicaid Admin Claims	-6,186.33		
DXFR	Transfer (Deduction)	0.00	6.04	-6,192.37
NED0013	Pro Lic Standards Brd (0500)	-1,910,921.87		
DXFR	Transfer (Deduction)	0.00	1,877.48	-1,912,799.35
NED0015	Opn Enrollmnt Chrter Sch (0500)	-70,282.99		
DXFR	Transfer (Deduction)	0.00	68.65	-70,351.64
NED0016	LR Deseg Escrow Acct (0500)	-2,066,499.63		
DXFR	Transfer (Deduction)	0.00	2,018.47	-2,068,518.10

Fund Transaction by Type

Start Date:12/31/15 End Date:12/31/15

Fund	Fund Description	Beginning Balance		Ending Balance
Type	Type Description	Debits	Credits	
NEF0000	E&FD Board (0233)	-222,466.69		
DXFR	Transfer (Deduction)	0.00	190.32	
RCPT	Receipt	0.00	4,400.00	
WARR	Warrants	564.46	0.00	
				-226,492.55
NEM0001	ADEM-Radiological Emrg-Int T	-137,836.90		
DXFR	Transfer (Deduction)	0.00	134.68	
				-137,971.58
NEM0002	ADEM-Oprs-Int Treas	-165,877.29		
DXFR	Transfer (Deduction)	0.00	162.25	
				-166,039.54
NEM0005	Healthier Arkansas (0995)	-309.58		
DXFR	Transfer (Deduction)	0.00	0.30	
				-309.88
NEM0006	911 Rural Enhancement Fund	-907,212.17		
DXFR	Transfer (Deduction)	0.00	888.97	
				-908,101.14
NEM0007	School Panic Button (0995)	-876.07		
DXFR	Transfer (Deduction)	0.00	0.86	
				-876.93
NES0000	PELS Treasury Pay	-1,213,134.64		
DXFR	Transfer (Deduction)	0.00	1,102.09	
RCPT	Receipt	0.00	24,435.00	
WARR	Warrants	50.00	0.00	
				-1,238,621.73
NET0001	ETV-Oprs-Interest Treas	-170,263.42		
DXFR	Transfer (Deduction)	0.00	211.07	
				-170,474.49
NET0002	ETV-Cmty Serv Grnt A-Int Treas	-1,904,661.42		
DXFR	Transfer (Deduction)	0.00	1,948.17	
RXFR	Transfer (Regular)	0.00	17.80	
WARR	Warrants	338.58	0.00	
				-1,906,288.81
NET0003	ETV-ADE Prof Dev (0516)	-2,003,615.15		
DXFR	Transfer (Deduction)	0.00	2,027.12	
WARR	Warrants	400.10	0.00	
				-2,005,242.17
NFA0003	DFA-Training-Int Treas	-347,106.05		
DXFR	Transfer (Deduction)	0.00	337.40	
				-347,443.45
NFA0004	DFA-EBD-Cash Fund	-170,102.11		
DXFR	Transfer (Deduction)	0.00	177.56	
				-170,279.67
NFA0007	DFA-Vendor Fees-Int Treas	-238,654.03		
DXFR	Transfer (Deduction)	0.00	232.85	
				-238,886.88
NFA0009	DFA-Boards & Comm. Semina	-5,841.97		
DXFR	Transfer (Deduction)	0.00	5.71	
				-5,847.68
NFA0010	DFA OSP Rebates	-1,087,608.86		

Fund Transaction by Type

Start Date:12/31/15 End Date:12/31/15

Fund	Fund Description	Beginning Balance	Ending Balance
Type	Type Description	Debits	Credits
DXFR	Transfer (Deduction)	0.00	1,059.11
			-1,088,667.97
NFA0011	DFA EBD CMS	-179,640.36	
DXFR	Transfer (Deduction)	0.00	189.07
			-179,829.43
NFA0012	IRC Treas Cash Conf Fee (061)	-19,706.15	
DXFR	Transfer (Deduction)	0.00	21.32
			-19,727.47
NFC0100	Agri Dept AFC (0400)	-122.88	
DXFR	Transfer (Deduction)	0.00	0.12
			-123.00
NGC0000	Geology Comm-Interest Treas	-1,085.80	
DXFR	Transfer (Deduction)	0.00	1.06
			-1,086.86
NGC0100	AGS-PRIVATE GRANTS (0420)	-7,066.02	
DXFR	Transfer (Deduction)	0.00	6.90
			-7,072.92
NGC0200	Registration of Prof Geologist	-67,021.21	
DXFR	Transfer (Deduction)	0.00	66.63
RCPT	Receipt	0.00	90.00
			-67,177.84
NGM0000	Governor's Mansion 609/09 S	-86,168.84	
DXFR	Transfer (Deduction)	0.00	131.54
RCPT	Receipt	0.00	184.00
			-86,484.38
NHE0000	SBHE-Interest Treas	-8,534.34	
DXFR	Transfer (Deduction)	0.00	8.34
			-8,542.68
NHE0100	College Goal Sunday (0700)	-489.42	
DXFR	Transfer (Deduction)	0.00	0.48
			-489.90
NHE0200	Achieving the Dream (0700)	-109,026.73	
DXFR	Transfer (Deduction)	0.00	106.49
			-109,133.22
NHE0300	Policy Sol-Adult Learners(070)	-114.60	
DXFR	Transfer (Deduction)	0.00	0.11
			-114.71
NHE0400	MahlonMartin Scholarship(070)	-85,947.16	
DXFR	Transfer (Deduction)	0.00	83.95
			-86,031.11
NHE0500	Statewide Conf-Higher Ed (070)	-3,288.83	
DXFR	Transfer (Deduction)	0.00	2.94
WARR	Warrants	119.28	0.00
			-3,172.49
NHE0600	ADHE College Access Challen	-113,044.54	
DXFR	Transfer (Deduction)	0.00	110.41
			-113,154.95
NHE0700	Complete College America (07)	-107,566.54	
DXFR	Transfer (Deduction)	0.00	105.06
			-107,671.60

Fund Transaction by Type

Start Date:12/31/15 End Date:12/31/15

Fund	Fund Description	Beginning Balance	Ending Balance	
Type	Type Description	Debits	Credits	
NHS0102	DHS-Vol-Citizens Part-Int Trea	-10,612.57		
DXFR	Transfer (Deduction)	0.00	10.37	
				-10,622.94
NHS0103	DHS-Residents Benefits-Int Tr	-24,198.49		
DXFR	Transfer (Deduction)	0.00	23.60	
WARR	Warrants	174.00	0.00	
				-24,048.09
NHS0105	Vision Exams&GlassesUniscC	-398.02		
DXFR	Transfer (Deduction)	0.00	0.39	
				-398.41
NHS0110	DHS-DCCEC-Int Treas	-18,493.85		
DXFR	Transfer (Deduction)	0.00	17.92	
				-18,511.77
NHS0201	DCO-Commodity Distr-Int Trea	-156,974.02		
DXFR	Transfer (Deduction)	0.00	153.44	
				-157,127.46
NHS0401	Ash-Patients Benefits-Int Trea	-9,779.49		
DXFR	Transfer (Deduction)	0.00	9.54	
				-9,789.03
NHS0403	DHS-St Hosp Canteen-Int Trea	-190.46		
DXFR	Transfer (Deduction)	0.00	0.19	
				-190.65
NLC0000	Contractor's Lic Brd (0224)	-1,325,753.89		
DXFR	Transfer (Deduction)	0.00	1,327.19	
				-1,327,081.08
NMD0001	Military-Oprs-Int Treas	-1,574,836.13		
DXFR	Transfer (Deduction)	0.00	1,532.76	
WARR	Warrants	300.72	0.00	
				-1,576,068.17
NMD0002	Military-Counterdrug-Int Treas	-55,582.24		
DXFR	Transfer (Deduction)	0.00	54.29	
				-55,636.53
NMD0004	Military-Drub Eradication	-7,219.09		
DXFR	Transfer (Deduction)	0.00	7.05	
				-7,226.14
NMD0008	MIL TIMBER ACCOUNT	-204,592.04		
DXFR	Transfer (Deduction)	0.00	201.47	
WARR	Warrants	47.28	0.00	
				-204,746.23
NMD0010	Disaster Assist (0975)	-178.40		
DXFR	Transfer (Deduction)	0.00	0.17	
				-178.57
NMD0011	Camp Robinson PublicUse (09	-89,104.98		
DXFR	Transfer (Deduction)	0.00	87.21	
WARR	Warrants	129.18	0.00	
				-89,063.01
NMH0000	Minority Hlth Cash/Treasury(0:	-19,546.82		
DXFR	Transfer (Deduction)	0.00	19.09	
				-19,565.91
NMK0000	MLK-Treasury Cash (0318)	-5,316.25		

Fund Transaction by Type

Start Date:12/31/15 End Date:12/31/15

Fund	Fund Description	Beginning Balance		Ending Balance
Type	Type Description	Debits	Credits	
DXFR	Transfer (Deduction)	0.00	6.61	
				-5,322.86
NMV0000	MV Special Plates State (0630)	-80,750.28		
RXFR	Transfer (Regular)	0.00	6,846.27	
				-87,596.55
NMV0001	MVSpecial PlatesNonState (06	-74,592.81		
RXFR	Transfer (Regular)	0.00	5,879.64	
				-80,472.45
NMV0002	IRP Refunds (0630)	-3,278,126.16		
DXFR	Transfer (Deduction)	0.00	3,845.08	
RXFR	Transfer (Regular)	0.00	362,695.22	
				-3,644,666.46
NMV0004	911 Prepaid Wireless (0630)	-638,974.02		
DXFR	Transfer (Deduction)	0.00	466.94	
RXFR	Transfer (Regular)	0.00	1,048.47	
				-640,489.43
NMV0005	CIT DFA REV Asbestos (0630)	-4,009.43		
DXFR	Transfer (Deduction)	0.00	3.92	
				-4,013.35
NNB0000	ASNB Nurse Ed Workshop	-19,880.94		
DXFR	Transfer (Deduction)	0.00	19.42	
				-19,900.36
NNB0100	Bkgrnd Ck-Cash in Treasury02	-50,537.67		
DXFR	Transfer (Deduction)	0.00	41.52	
				-50,579.19
NNB0200	Nursing Scholar Loan 9/09	-141,083.84		
DXFR	Transfer (Deduction)	0.00	148.60	
				-141,232.44
NNH0101	DAH-DCC Interest Treas	-2,589.39		
DXFR	Transfer (Deduction)	0.00	3.57	
				-2,592.96
NNH0201	DAH AAC Treasury Cash	-7,354.00		
DXFR	Transfer (Deduction)	0.00	8.11	
WARR	Warrants	166.88	0.00	
				-7,195.23
NNH0202	SallyWilliams Artist Fd (0870)	-29,732.13		
DXFR	Transfer (Deduction)	0.00	29.13	
				-29,761.26
NNH0301	DAH-Old St House-Int Treas	-185,902.84		
DXFR	Transfer (Deduction)	0.00	181.56	
				-186,084.40
NNH0302	Ark Cmtve-Trapnall Hall-Int Tr	-40,115.38		
DXFR	Transfer (Deduction)	0.00	39.03	
				-40,154.41
NNH0304	Ark Cmtve-Gift Shop-Int Treas	-513.01		
DXFR	Transfer (Deduction)	0.00	0.59	
				-513.60
NNH0403	DAH-Hist Pres Main Street Pro	-2,684.23		
DXFR	Transfer (Deduction)	0.00	2.62	
				-2,686.85

Fund Transaction by Type

Start Date:12/31/15 End Date:12/31/15

Fund	Fund Description	Beginning Balance	Ending Balance	
Type	Type Description	Debits	Credits	
NNH0404	DAH-AHPP Cash in Treas (087)	-180,597.18		
DXFR	Transfer (Deduction)	0.00	175.52	
				-180,772.70
NNH0501	Ntl Hrtg-Stewardship-Int Treas	-58,263.40		
DXFR	Transfer (Deduction)	0.00	31.19	
				-58,294.59
NNH0503	Ntl Hrtg-Oprs-Int Treas	-23,355.77		
DXFR	Transfer (Deduction)	0.00	23.89	
				-23,379.66
NNH0601	ATR-Oprs-Int Treas	-92.31		
DXFR	Transfer (Deduction)	0.00	0.72	
				-93.03
NNH0602	ATR-Salaries-Int Treas	-318.07		
DXFR	Transfer (Deduction)	0.00	1.09	
				-319.16
NNH0603	ATR-Oprs-Int Treas	-690.72		
DXFR	Transfer (Deduction)	0.00	0.78	
				-691.50
NNH0701	DAH-CA-Cash in Treas (0865)	-5,383.41		
DXFR	Transfer (Deduction)	0.00	5.26	
				-5,388.67
NNH0901	DAH Mosaic Templars Cash	-51,818.81		
DXFR	Transfer (Deduction)	0.00	50.67	
				-51,869.48
NPB0000	Pharmacy Ckg-Int Treas	-2,337,757.05		
DXFR	Transfer (Deduction)	0.00	2,013.37	
WARR	Warrants	1,426.14	0.00	
				-2,338,344.28
NPB0100	Pharmacy Student 772/09	-2,334.95		
DXFR	Transfer (Deduction)	0.00	2.28	
				-2,337.23
NPC0000	Private Career Ed-Interest	-32.66		
DXFR	Transfer (Deduction)	0.00	0.03	
				-32.69
NPC0100	PCE Bond Refunds	-6,288.04		
DXFR	Transfer (Deduction)	0.00	6.14	
				-6,294.18
NPD0000	Database Parole Decisions 03:	-17,229.88		
DXFR	Transfer (Deduction)	0.00	16.83	
				-17,246.71
NPT0101	PT-Tourism Oprs-Int Treas	-45,401.49		
DXFR	Transfer (Deduction)	0.00	44.36	
WARR	Warrants	15.90	0.00	
				-45,429.95
NPT0102	PT-Hall of Fame-Int Treas	-24,092.58		
DXFR	Transfer (Deduction)	0.00	23.53	
				-24,116.11
NPT0104	PT-Sweep-Int Treas	-8,265,345.92		
DXFR	Transfer (Deduction)	0.00	8,241.39	
RXFR	Transfer (Regular)	0.00	275.00	

Fund Transaction by Type

Start Date:12/31/15 End Date:12/31/15

Fund	Fund Description	Beginning Balance	Ending Balance	
Type	Type Description	Debits	Credits	
WARR	Warrants	4,685.51	0.00	
				-8,269,176.80
NPT0106	PT Trails for Life Grants	-179,378.81		
DXFR	Transfer (Deduction)	0.00	175.20	
				-179,554.01
NPT0201	History Comm-Oprs-Int Treas	-5,252.51		
DXFR	Transfer (Deduction)	0.00	5.38	
RCPT	Receipt	0.00	602.50	
				-5,860.39
NRC0000	RACING LIC APPL (0631)	-628,222.50		
DXFR	Transfer (Deduction)	0.00	613.55	
RCPT	Receipt	0.00	100.00	
RXFR	Transfer (Regular)	0.00	8,000.00	
				-636,936.05
NRE0001	Real Estate-Int Treas	-1,373,288.07		
DXFR	Transfer (Deduction)	0.00	1,360.65	
WARR	Warrants	2,289.00	0.00	
				-1,372,359.72
NRE0002	Real Estate-Ckg-Int Treas	-565,438.32		
DXFR	Transfer (Deduction)	0.00	583.35	
				-566,021.67
NRF0000	Bd Reg Foresters Op (0239)	-90,006.18		
DXFR	Transfer (Deduction)	0.00	85.90	
RCPT	Receipt	0.00	674.40	
				-90,766.48
NRS0001	Rehab-Tech Eqpt-Int Treas	-73,360.17		
DXFR	Transfer (Deduction)	0.00	78.10	
				-73,438.27
NRS0002	Rehab-HSRC Ops-Int Treas	-5,805.89		
DXFR	Transfer (Deduction)	0.00	5.67	
				-5,811.56
NSA0000	Brd Examiners Speech-Lang 0	-1,208,110.62		
DXFR	Transfer (Deduction)	0.00	1,182.05	
RCPT	Receipt	0.00	1,360.00	
				-1,210,652.67
NSC0001	Spinal Cord-Take Cntrl-Interes	-51,796.18		
DXFR	Transfer (Deduction)	0.00	50.59	
				-51,846.77
NSC0005	Trauma Advisory Council (029)	-342,403.82		
DXFR	Transfer (Deduction)	0.00	347.83	
				-342,751.65
NSF0000	Three Rivers Study (0341)	-272,253.77		
DXFR	Transfer (Deduction)	0.00	265.91	
				-272,519.68
NSL0200	State Library Gates Grant	-8,077.92		
DXFR	Transfer (Deduction)	0.00	10.23	
				-8,088.15
NSP0300	Troop K Cont-Cash (0960)	-61.23		
DXFR	Transfer (Deduction)	0.00	0.06	
				-61.29

Fund Transaction by Type

Start Date:12/31/15 End Date:12/31/15

Fund	Fund Description	Beginning Balance	Ending Balance	
Type	Type Description	Debits	Credits	
NSP0400	CHCL Cash Fund (0960)	-77,073.15		
DXFR	Transfer (Deduction)	0.00	76.74	
				-77,149.89
NSS0005	Capitol Bldg&Grds Restor (0063)	-2,065.18		
DXFR	Transfer (Deduction)	0.00	2.02	
				-2,067.20
NSS0009	SOS-Civics Lessons (0063)	-576.23		
DXFR	Transfer (Deduction)	0.00	0.56	
				-576.79
NSS0100	SOS HAVA State Match (0063)	-464,297.85		
DXFR	Transfer (Deduction)	0.00	453.49	
				-464,751.34
NST0101	AEDC-S/T WinRock (790)	-43,425.67		
DXFR	Transfer (Deduction)	0.00	42.53	
				-43,468.20
NST0600	Seed Capital Investment	0.00		
DXFR	Transfer (Deduction)	0.00	0.08	
				-0.08
NST0601	AEDC-S/T Seed Cap (790)	-1,176,694.03		
DXFR	Transfer (Deduction)	0.00	1,149.22	
				-1,177,843.25
NST0700	Industrial Engy Effcy (0327)	0.00		
DXFR	Transfer (Deduction)	0.00	0.01	
				-0.01
NST0701	AEDC-SciTech Industr (790)	-220,826.98		
DXFR	Transfer (Deduction)	0.00	195.41	
				-221,022.39
NST0900	AR Mfg Ext Network §19-4-503	0.00		
DXFR	Transfer (Deduction)	0.00	0.17	
				-0.17
NST0901	AEDC-AR Mfg Ext Ntwk (790)	-1,547,476.42		
DXFR	Transfer (Deduction)	0.00	1,485.59	
				-1,548,962.01
NST1001	AEDC-SciTech STEM (790)	-72.73		
DXFR	Transfer (Deduction)	0.00	0.07	
				-72.80
NSW0101	Soil & Water-Travel-Interest T	-3,329,886.03		
DXFR	Transfer (Deduction)	0.00	3,061.73	
RCPT	Receipt	0.00	25,420.00	
WARR	Warrants	7,000.00	0.00	
				-3,351,367.76
NSW0106	Soil & Water-Dam Permit Fees	-838,847.98		
DXFR	Transfer (Deduction)	0.00	822.29	
WARR	Warrants	56.46	0.00	
				-839,613.81
NSW0107	Soil & Water-Gpm-Interest Tre	-294,120.21		
DXFR	Transfer (Deduction)	0.00	289.94	
RCPT	Receipt	0.00	140.62	
WARR	Warrants	84.69	0.00	
				-294,466.08

Fund Transaction by Type

Start Date:12/31/15

End Date:12/31/15

Fund	Fund Description	Beginning Balance		Ending Balance
Type	Type Description	Debits	Credits	
NSW0108	Soil & Water-Info-Educ-Int Tre	-772,449.81		
DXFR	Transfer (Deduction)	0.00	761.55	
RCPT	Receipt	0.00	304.38	
				-773,515.74
NSW0109	Soil & Water-Tax Credits-Int T	-104,882.27		
DXFR	Transfer (Deduction)	0.00	101.95	
RCPT	Receipt	0.00	1,500.00	
				-106,484.22
NSW0110	Soil & Water-Wellwtr Oprs-Int	-352,898.21		
DXFR	Transfer (Deduction)	0.00	349.08	
RCPT	Receipt	0.00	150.00	
WARR	Warrants	254.09	0.00	
				-353,143.20
NSW0111	Soil & Water-Admin Fees-Int T	-2,346,143.44		
DXFR	Transfer (Deduction)	0.00	2,296.83	
				-2,348,440.27
NSW0112	Soil & Water-Wtlnds Mitig Bk-I	-674,113.82		
DXFR	Transfer (Deduction)	0.00	648.38	
				-674,762.20
NSW0114	Soil/Water Wtlnds Rip Tax (45!	-150,039.99		
DXFR	Transfer (Deduction)	0.00	146.55	
				-150,186.54
NSW0115	SW-Forestry Grant	-667,821.24		
DXFR	Transfer (Deduction)	0.00	652.27	
				-668,473.51
NSW0116	Soil & Water-Water Plan Comp	-19,643.37		
DXFR	Transfer (Deduction)	0.00	19.26	
				-19,662.63
NSW0117	SW-Misc Fees	-8,330.78		
DXFR	Transfer (Deduction)	0.00	8.14	
				-8,338.92
NSW0118	Soil & Water-Non Riparian(455	-494,541.38		
DXFR	Transfer (Deduction)	0.00	481.30	
WARR	Warrants	56.46	0.00	
				-494,966.22
NSW0123	Nutrient/Poultry Litter	-111,937.00		
DXFR	Transfer (Deduction)	0.00	108.82	
RCPT	Receipt	0.00	90.00	
				-112,135.82
NSW0124	S&W Floodplain Adm(0455)	-29,567.68		
DXFR	Transfer (Deduction)	0.00	28.88	
				-29,596.56
NSW0125	ASWC TSPCA NRCS	-487.69		
DXFR	Transfer (Deduction)	0.00	6.34	
				-494.03
NSW0126	ASWCC Tspca NrCs-0455	-40,913.56		
DXFR	Transfer (Deduction)	0.00	33.79	
				-40,947.35
NSW0129	STAG Admin of Set Aside 04	-238,289.42		
DXFR	Transfer (Deduction)	0.00	234.53	

Fund Transaction by Type

Start Date:12/31/15 End Date:12/31/15

Fund	Fund Description	Beginning Balance		Ending Balance
Type	Type Description	Debits	Credits	
				-238,523.95
NSW0130	USGS PAYMENT INDIRECT (04	-10,433.88		
DXFR	Transfer (Deduction)	0.00	10.19	
				-10,444.07
NSW0137	Drinking Water FY09 (0455)	-483,630.53		
DXFR	Transfer (Deduction)	0.00	375.53	
WARR	Warrants	254.08	0.00	
				-483,751.98
NTC0000	TCB Sale to Minors Enf	-185,717.69		
DXFR	Transfer (Deduction)	0.00	75.60	
				-185,793.29
NTC0100	ATC Tobacco Forfeiture (0261)	-153,100.52		
DXFR	Transfer (Deduction)	0.00	245.90	
RXFR	Transfer (Regular)	0.00	21,431.00	
				-174,777.42
NTC0200	ATC Law Enforcement Training	-18,815.35		
DXFR	Transfer (Deduction)	0.00	18.38	
				-18,833.73
NTR0000	Towing/Recovery	-807.38		
DXFR	Transfer (Deduction)	0.00	0.79	
				-808.17
NTS0100	CIT ATRS Asbestos (0375)	-1,525.22		
DXFR	Transfer (Deduction)	0.00	1.49	
				-1,526.71
NVA0000	DVA Cash in Treasury	-731,722.51		
DXFR	Transfer (Deduction)	0.00	535.50	
WARR	Warrants	95.00	0.00	
				-732,163.01
NVA0100	LR Veterans Home	-409,979.28		
DXFR	Transfer (Deduction)	0.00	287.95	
				-410,267.23
NVA0200	Veterans Cemetery § 19-5-107	-607,313.24		
DXFR	Transfer (Deduction)	0.00	585.61	
				-607,898.85
NVA0300	Birdeye Cemetery Cash (0385)	-102,665.03		
DXFR	Transfer (Deduction)	0.00	100.13	
				-102,765.16
NVA0700	VETERANS AFFAIRS-DONATI	-45,807.61		
DXFR	Transfer (Deduction)	0.00	44.74	
				-45,852.35
NWC0000	Wrks Comp-Interest Treas	-5,841.60		
DXFR	Transfer (Deduction)	0.00	5.71	
				-5,847.31
NWC0001	Workers Comp-Cash Treas (03	-92.08		
DXFR	Transfer (Deduction)	0.00	0.09	
				-92.17
PAYROLL	Statewide Payroll Paying Acct	-1,527,958.70		
RXFR	Transfer (Regular)	0.00	4,656.10	
WARR	Warrants	401,864.54	0.00	
				-1,130,750.26

Fund Transaction by Type

Start Date:12/31/15 End Date:12/31/15

Fund	Fund Description	Beginning Balance		Ending Balance
Type	Type Description	Debits	Credits	
PER0100	Educ Rehab Paying-Fed Admi	-21,750.69		
RXFR	Transfer (Regular)	0.00	7,300.00	
WARR	Warrants	872.32	0.00	
				-28,178.37
PER0200	Educ Rehab Paying-Prch Serv	-454,372.34		
RXFR	Transfer (Regular)	7,300.00	0.00	
WARR	Warrants	41,419.98	0.00	
				-405,652.36
PER0300	Educ Rehab Paying-Grants	-600,826.34		
WARR	Warrants	48,445.82	0.00	
				-552,380.52
PHD0000	Health Oper § 19-5-104	-2,426,028.97		
FORG	Forgery	0.00	8,598.00	
RCPT	Receipt	0.00	10,904.93	
RXFR	Transfer (Regular)	0.00	2,311.97	
WARR	Warrants	607,078.61	0.00	
				-1,840,765.26
PTA4500	Dept Of Human Svcs-Co Oprs-	-52,256.47		
RCPT	Receipt	0.00	726.63	
WARR	Warrants	582.82	0.00	
				-52,400.28
PTD8100	Tobacco DD Pay-Prescr Drugs	-54,855.00		
RCPT	Receipt	0.00	147.35	
WARR	Warrants	439.92	0.00	
				-54,562.43
PTD8600	Tobacco DD Pay-Hosp Med Se	-1,323,451.09		
RCPT	Receipt	0.00	18,328.91	
WARR	Warrants	77,818.66	0.00	
				-1,263,961.34
PTP0100	Bd of Physical Therapy-Payrol	-34,077.70		
RXFR	Transfer (Regular)	4,656.10	0.00	
				-29,421.60
PTR0100	Towing & Recovery-Payroll	-5,726.10		
WARR	Warrants	4,200.00	0.00	
				-1,526.10
PWD7700	DHS-Nrs Hm Vndr Payments	-11,950,443.58		
RCPT	Receipt	0.00	70,733.45	
WARR	Warrants	9,547,412.28	0.00	
				-2,473,764.75
PWD8100	DHS-DrugVenPay-FamPlan	-1,608,481.93		
RCPT	Receipt	0.00	47,019.56	
WARR	Warrants	4,599,762.51	0.00	
				2,944,261.02
PWD8600	DHS-Hosp/Med Vendor	-28,025,710.89		
RCPT	Receipt	0.00	1,031,795.63	
RXFR	Transfer (Regular)	0.00	8,000,000.00	
WARR	Warrants	38,102,325.12	0.00	
				1,044,818.60
PWD8700	DHS-Med Assist Prg Admin	-840,493.63		
RCPT	Receipt	0.00	24,670.60	

Fund Transaction by Type

Start Date:12/31/15 End Date:12/31/15

Fund	Fund Description	Beginning Balance	Ending Balance
Type	Type Description	Debits	Credits
WARR	Warrants	41.56	0.00
			-865,122.67
PWD8900	DHS-Med Assist Prg Peer Rev	-2,114,760.27	
RCPT	Receipt	0.00	52,393.00
WARR	Warrants	2,191,333.35	0.00
			24,180.08
PWD9600	DHS ARKIDS B Prg	-1,369,287.72	
RCPT	Receipt	0.00	32,225.59
WARR	Warrants	975,393.76	0.00
			-426,119.55
PWE1500	DHS-Older Wrkr Prgm	-7,684.00	
RXFR	Transfer (Regular)	0.00	15,228.00
			-22,912.00
PWE2000	DHS-Aging Proj Grant Paymer	-81,327.49	
RCPT	Receipt	0.00	283,774.94
WARR	Warrants	59,186.00	0.00
			-305,916.43
PWE2300	DHS Sr Citizens Centers	0.00	
RXFR	Transfer (Regular)	0.00	57,675.00
			-57,675.00
PWE4700	DHS-Aging-Nrsing Hm Care Al	-199,429.30	
RXFR	Transfer (Regular)	0.00	58,047.00
WARR	Warrants	58,047.00	0.00
			-199,429.30
PWE5200	DHS-Aging-Nutrition Prgm	-208,057.08	
RCPT	Receipt	0.00	108,013.34
WARR	Warrants	57,932.00	0.00
			-258,138.42
PWE5300	Mental Hlth Grants (0710)	-550,395.23	
RCPT	Receipt	0.00	46,102.00
WARR	Warrants	16,117.00	0.00
			-580,380.23
PWE6000	DHS DBS Purchase of Service	-917,078.52	
WARR	Warrants	28,590.64	0.00
			-888,487.88
PWE7900	DHS-Infant Infirmary Nrsng Hn	-1,427,509.62	
WARR	Warrants	475,370.59	0.00
			-952,139.03
PWE8000	DHS Public Nursing Home Car	-2,894,791.86	
RCPT	Receipt	0.00	639,200.12
WARR	Warrants	2,286,803.78	0.00
			-1,247,188.20
PWE9000	DHS Family Preservation	-77,432.45	
WARR	Warrants	300.00	0.00
			-77,132.45
PWE9100	DHS DCF IV E Foster Care	-1,870,597.64	
RCPT	Receipt	0.00	109,058.74
WARR	Warrants	44,146.63	0.00
			-1,935,509.75
PWE9300	DHS DCF Child Care Cost	-1,860,707.91	

Fund Transaction by Type

Start Date:12/31/15 End Date:12/31/15

Fund	Fund Description	Beginning Balance	Ending Balance
Type	Type Description	Debits	Credits
RCPT	Receipt	0.00	35,174.15
WARR	Warrants	76,116.02	0.00
			-1,819,766.04
PWE9400	DHS Food Stamps	-24,674.81	
WARR	Warrants	759.04	0.00
			-23,915.77
PWP0100	Dept of Human Svcs-DDS St O	-508,072.53	
RCPT	Receipt	0.00	41,729.33
WARR	Warrants	41,993.33	0.00
			-507,808.53
PWP0400	DHS-DDS-Early Intervention	-4,201.36	
WARR	Warrants	304.50	0.00
			-3,896.86
PWP1000	Dept Of Human Svcs-Dir Off A	-616,561.87	
RCPT	Receipt	0.00	2,345.27
			-618,907.14
PWP1500	Dept Of Human Svcs-Chief Cor	-222,540.13	
RCPT	Receipt	0.00	7,413.10
WARR	Warrants	519.75	0.00
			-229,433.48
PWP2000	Dept of Human Svcs-Aging Ad	-1,468,976.96	
RCPT	Receipt	0.00	6,768.99
WARR	Warrants	1,173.22	0.00
			-1,474,572.73
PWP2500	Dept of Human Svcs-DCFS Ad	32,680.53	
RCPT	Receipt	0.00	270,840.39
RXFR	Transfer (Regular)	188,881.00	0.00
WARR	Warrants	24,729.03	0.00
			-24,549.83
PWP3000	Dept of Human Svcs-DCCECE	-1,930,447.83	
RCPT	Receipt	0.00	2,305.08
WARR	Warrants	6,207.49	0.00
			-1,926,545.42
PWP3500	Dept Of Human Svcs-Mntl Hlth	-1,661,126.67	
RCPT	Receipt	0.00	1,022,801.28
RXFR	Transfer (Regular)	0.00	30,000.00
WARR	Warrants	1,104.50	0.00
			-2,712,823.45
PWP4000	Dept Of Human Svcs-Medsvcs	-10,578,034.03	
RCPT	Receipt	0.00	194,574.19
WARR	Warrants	2,073.18	0.00
			-10,770,535.04
PWP4500	Dept Of Human Svcs-Co Oprs-	-3,879,988.62	
RCPT	Receipt	0.00	14,663.64
WARR	Warrants	50,966.78	0.00
			-3,843,685.48
PWP5000	Dept Of Human Svcs-Admin Sr	-3,147,631.16	
RCPT	Receipt	0.00	64,479.88
			-3,212,111.04
PWP5500	Dept of Human Svcs-DDS Adm	-5,571,571.93	

Fund Transaction by Type

Start Date:12/31/15 End Date:12/31/15

Fund	Fund Description	Beginning Balance		Ending Balance
Type	Type Description	Debits	Credits	
RCPT	Receipt	0.00	401,653.23	
WARR	Warrants	56,209.19	0.00	
				-5,917,015.97
PWP6500	Dept Of Human Svcs-Blind Srv	-479,985.28		
RCPT	Receipt	0.00	16,203.71	
WARR	Warrants	798.01	0.00	
				-495,390.98
PWP7500	Dept of Human Svcs-Vol Admi	-221,672.13		
RCPT	Receipt	0.00	3,152.03	
				-224,824.16
PWP8000	Dept Of Human Svcs-Yth Srv P	-263,804.27		
RXFR	Transfer (Regular)	0.00	10,000.00	
WARR	Warrants	132.00	0.00	
				-273,672.27
PWS0000	Temp Emp Asst Svc § 19-5-10	-414,794.77		
WARR	Warrants	1,531.83	0.00	
				-413,262.94
RRA0000	State Hwy & Transportation	-439,854,943.79		
DXFR	Transfer (Deduction)	0.00	311,988.01	
HDIS	Distribution (Highway Fund)	0.00	30,345,504.34	
HSDIS	Highway Severance Distribution	0.00	2,021,588.52	
RCPT	Receipt	0.00	1,955,865.36	
RXFR	Transfer (Regular)	6,764,054.87	6,930,857.92	
SDIS	Distribution (Special Fund)	0.00	2,006,706.72	
SPEC	Special Reversing Entry	8,886,723.28	6,764,054.87	
WARR	Warrants	7,478,414.85	0.00	
				-467,062,316.53
RRA4LHC	4 Lane Highway Construction	-328,238,922.19		
4LHC	Four Lane Highway Constructio	0.00	13,906,522.56	
DXFR	Transfer (Deduction)	0.00	218,685.24	
RXFR	Transfer (Regular)	518,009.56	819,069.88	
SPEC	Special Reversing Entry	819,069.88	518,009.56	
				-342,364,129.99
RRB0000	State Aid Road	-14,476,591.25		
RXFR	Transfer (Regular)	72.37	83,885.83	
SDIS	Distribution (Special Fund)	0.00	1,642,982.62	
SPEC	Special Reversing Entry	83,885.83	72.37	
WARR	Warrants	808.72	0.00	
				-16,118,765.15
RRC0000	State Aid Street (0090)	-6,671,956.34		
RXFR	Transfer (Regular)	72.37	83,885.83	
SDIS	Distribution (Special Fund)	0.00	1,643,039.18	
SPEC	Special Reversing Entry	83,885.83	72.37	
				-8,314,995.52
SAB0100	AR Motor Vehicle Comm-Oprs	-2,481,237.50		
SDIS	Distribution (Special Fund)	0.00	39,266.52	
WARR	Warrants	2,940.25	0.00	
				-2,517,563.77
SAC0000	Asbestos Control	-1,622,819.87		
RCPT	Receipt	0.00	2,500.00	
SDIS	Distribution (Special Fund)	0.00	29,766.00	

Fund Transaction by Type

Start Date:12/31/15 End Date:12/31/15

Fund	Fund Description	Beginning Balance		Ending Balance
Type	Type Description	Debits	Credits	
SPEC	Special Reversing Entry	2,500.00	0.00	
				-1,652,585.87
SAD0100	Public Serv Util Safe-Pipeline	-1,075,657.24		
SDIS	Distribution (Special Fund)	0.00	409.99	
WARR	Warrants	452.70	0.00	
				-1,075,614.53
SAH0200	Oil Museum-Oil/Brine	-10,906.25		
SDIS	Distribution (Special Fund)	0.00	10,583.68	
				-21,489.93
SAT0000	Special Addl Taxes (0630)	-391,702.28		
RXFR	Transfer (Regular)	86,858.06	28,815.28	
				-333,659.50
SBA0100	Keep AR Beautiful-Oprs	-246,570.25		
RXFR	Transfer (Regular)	0.00	56,146.25	
WARR	Warrants	172.53	0.00	
				-302,543.97
SBB0100	Soybean Board-Operations	-4,198,611.84		
RCPT	Receipt	0.00	604.60	
RXFR	Transfer (Regular)	604.60	604.60	
SDIS	Distribution (Special Fund)	0.00	1,061,610.86	
SPEC	Special Reversing Entry	1,209.20	604.60	
WARR	Warrants	38.88	0.00	
				-5,260,183.82
SBC0100	AR Beef Council	-131,234.93		
RCPT	Receipt	0.00	1,516.00	
RXFR	Transfer (Regular)	1,516.00	1,516.00	
SDIS	Distribution (Special Fund)	0.00	27,650.90	
SPEC	Special Reversing Entry	758.00	0.00	
WARR	Warrants	1,148.00	0.00	
				-158,495.83
SBN0100	Ar St Bd of Nursing-Oprs	-2,467,192.86		
RCPT	Receipt	0.00	225.00	
SDIS	Distribution (Special Fund)	0.00	291,369.03	
SPEC	Special Reversing Entry	225.00	0.00	
				-2,758,561.89
SBS0000	Boating Safety(080)	0.00		
RXFR	Transfer (Regular)	25,809.88	1,762.38	
SDIS	Distribution (Special Fund)	0.00	25,809.88	
SPEC	Special Reversing Entry	1,762.38	0.00	
				0.00
SCB0100	AR Catfish Promotion	-97,956.49		
SDIS	Distribution (Special Fund)	0.00	483.83	
				-98,440.32
SCE0000	St Crime Lab Equip-Special	-811,175.19		
SDIS	Distribution (Special Fund)	0.00	54,753.83	
				-865,929.02
SCE0100	St Crime Lab Equip-Sp Rev	-389,549.88		
WARR	Warrants	5,450.00	0.00	
				-384,099.88
SCP0000	AR Child Passenger Protection	-320,855.91		

Fund Transaction by Type

Start Date:12/31/15 End Date:12/31/15

Fund	Fund Description	Beginning Balance		Ending Balance
Type	Type Description	Debits	Credits	
SDIS	Distribution (Special Fund)	0.00	11,053.36	
				-331,909.27
SCS0100	Private Career Education-Spec	-70,388.15		
SDIS	Distribution (Special Fund)	0.00	3,271.80	
				-73,659.95
SCT0100	DHS-Child Care Opr	-6,867.80		
SDIS	Distribution (Special Fund)	0.00	7,630.92	
				-14,498.72
SCX0000	Conservation Tax	-657,321.77		
RXFR	Transfer (Regular)	5,758,409.46	226,091.08	
SDIS	Distribution (Special Fund)	0.00	5,614,624.91	
SPEC	Special Reversing Entry	226,091.08	143,784.55	
				-657,321.77
SDA0100	Aeronautics-Oprs	-13,073,780.25		
RXFR	Transfer (Regular)	0.00	9,478.90	
SDIS	Distribution (Special Fund)	0.00	633,728.79	
SPEC	Special Reversing Entry	9,478.90	0.00	
WARR	Warrants	265,436.00	0.00	
				-13,442,073.04
SDB0100	Bd Of Dispensing Opticians-O	-234,887.18		
SDIS	Distribution (Special Fund)	108.24	0.00	
				-234,778.94
SDC0100	ADC Farm Reserve	-6,248,581.20		
RCPT	Receipt	0.00	59,565.00	
RXFR	Transfer (Regular)	0.00	26,753.22	
SDIS	Distribution (Special Fund)	0.00	402,117.95	
SPEC	Special Reversing Entry	59,565.00	0.00	
WARR	Warrants	1,351.14	0.00	
				-6,676,101.23
SDD0100	Dept of Correc-Industry Oprs	-1,499,669.65		
SDIS	Distribution (Special Fund)	0.00	488,833.75	
WARR	Warrants	2,110.68	0.00	
				-1,986,392.72
SDF0101	State Forestry 19-6-411	-2,652,686.68		
RCPT	Receipt	0.00	129,974.67	
SDIS	Distribution (Special Fund)	0.00	893,084.25	
SPEC	Special Reversing Entry	129,674.67	0.00	
WARR	Warrants	22,014.88	0.00	
				-3,524,056.05
SDG0000	Game Protection Fund	-10,921,277.17		
DXFR	Transfer (Deduction)	0.00	13,300.99	
RCPT	Receipt	0.00	16,397.93	
RXFR	Transfer (Regular)	194,278.83	2,535,356.57	
SDIS	Distribution (Special Fund)	0.00	3,519,752.87	
SPEC	Special Reversing Entry	12,334.83	0.00	
WARR	Warrants	42,832.48	0.00	
				-16,756,639.39
SDG0001	Operating Reserve Act238 (001	-8,175,814.28		
DXFR	Transfer (Deduction)	0.00	7,985.42	
				-8,183,799.70
SDG0100	GPF-License Plate Fnd	-2,434,254.46		

Fund Transaction by Type

Start Date:12/31/15 End Date:12/31/15

Fund	Fund Description	Beginning Balance		Ending Balance
Type	Type Description	Debits	Credits	
DXFR	Transfer (Deduction)	0.00	2,355.82	
RXFR	Transfer (Regular)	0.00	4,625.00	
				-2,441,235.28
SDG0101	ED CTR CONST ACT 73215 (0	-40,725.33		
DXFR	Transfer (Deduction)	0.00	39.78	
				-40,765.11
SDG0200	GPF-Elk Donation Fnd	-51,650.96		
DXFR	Transfer (Deduction)	0.00	44.88	
				-51,695.84
SDG0300	Game Protection Partners For	-29,598.86		
DXFR	Transfer (Deduction)	0.00	29.10	
				-29,627.96
SDG0500	Game Protection St Francis Mi	-210,977.02		
DXFR	Transfer (Deduction)	0.00	206.06	
				-211,183.08
SDG0700	Game Protection Nature Cntr (-419,666.20		
DXFR	Transfer (Deduction)	0.00	408.05	
RCPT	Receipt	0.00	2,012.50	
WARR	Warrants	195.00	0.00	
				-421,891.75
SDG0800	AGFC-Gas Lease (0080(-181,973.60		
DXFR	Transfer (Deduction)	0.00	191.54	
RCPT	Receipt	0.00	411.28	
SDIS	Distribution (Special Fund)	0.00	13,160.63	
SPEC	Special Reversing Entry	411.28	0.00	
				-195,325.77
SDG0801	AGFC-Gas Rev Grants (0080)	-32,931.72		
DXFR	Transfer (Deduction)	0.00	38.34	
				-32,970.06
SDG0802	Gas Debt Service (0080)	-676,161.20		
DXFR	Transfer (Deduction)	0.00	660.41	
				-676,821.61
SDG0803	AGFC Gas Capital Proj (0080)	-5,190,216.04		
DXFR	Transfer (Deduction)	0.00	5,069.35	
				-5,195,285.39
SDG0804	AGFC Gas Infrastructure Repa	-424,584.31		
DXFR	Transfer (Deduction)	0.00	414.70	
				-424,999.01
SDG1000	Hunters Feeding the Hungry	-884.67		
DXFR	Transfer (Deduction)	0.00	2.61	
RCPT	Receipt	0.00	50.00	
				-937.28
SDG1200	AGFC EquipFundAct732 (0080	-711,535.12		
DXFR	Transfer (Deduction)	0.00	694.96	
RXFR	Transfer (Regular)	0.00	194,278.83	
				-906,508.91
SDG2000	Black River Settlmnt (0080)	-13,544,015.44		
DXFR	Transfer (Deduction)	0.00	13,232.93	
				-13,557,248.37
SDH4300	Securities Dept-Operations	-2,866,788.96		

Fund Transaction by Type

Start Date:12/31/15 End Date:12/31/15

Fund	Fund Description	Beginning Balance		Ending Balance
Type	Type Description	Debits	Credits	
SDIS	Distribution (Special Fund)	0.00	260,912.52	
				-3,127,701.48
SDI0000	Interpreters Deaf/Hearing Imp	-33,299.19		
SDIS	Distribution (Special Fund)	0.00	3,985.20	
				-37,284.39
SDL0100	Commercial Drivers Lic	-12,774,148.42		
RXFR	Transfer (Regular)	0.00	4,571.61	
SDIS	Distribution (Special Fund)	0.00	345,293.31	
SPEC	Special Reversing Entry	4,571.61	0.00	
				-13,119,441.73
SDN0100	St Crime Lab-DNA Det Oprs	-615,869.94		
SDIS	Distribution (Special Fund)	0.00	93,952.56	
				-709,822.50
SDO0100	Oil & Gas Comm-Operations	-42,316,494.80		
SDIS	Distribution (Special Fund)	0.00	429,672.38	
WARR	Warrants	6,071.03	0.00	
				-42,740,096.15
SDP0101	Plant Board 19-6-408	-4,856,807.43		
RCPT	Receipt	0.00	2,129,685.01	
SDIS	Distribution (Special Fund)	0.00	3,166,761.60	
SPEC	Special Reversing Entry	2,129,022.26	0.00	
WARR	Warrants	6,918.01	0.00	
				-8,017,313.77
SEA0000	Educational Adequacy	-2,216,099.75		
RXFR	Transfer (Regular)	38,428,501.07	1,442,645.70	
SDIS	Distribution (Special Fund)	0.00	35,302,491.33	
SPEC	Special Reversing Entry	1,442,645.70	909,909.99	
				0.00
SEF0100	ASP Equipment-AFIS System	-5,490,736.80		
RCPT	Receipt	0.00	8,416.00	
RXFR	Transfer (Regular)	0.00	17,344.52	
SDIS	Distribution (Special Fund)	0.00	243,077.52	
SPEC	Special Reversing Entry	4,092.00	0.00	
WARR	Warrants	1,958.47	0.00	
				-5,753,524.37
SEP0000	Drug/Crime Enf/Pros Act 1086	-3,643,466.22		
SDIS	Distribution (Special Fund)	0.00	81,708.06	
				-3,725,174.28
SFP0000	Fire Protection Prem Tax	-12,493.28		
SDIS	Distribution (Special Fund)	0.00	2,925,380.51	
				-2,937,873.79
SGS0100	Corn Grain Sorghum Bd-Oper:	-1,348,102.33		
RCPT	Receipt	0.00	2,074.48	
SDIS	Distribution (Special Fund)	0.00	57,827.56	
SPEC	Special Reversing Entry	2,074.48	0.00	
WARR	Warrants	56,000.00	0.00	
				-1,349,929.89
SHA0000	Dept of Hlth-HVACR	-424,201.60		
SDIS	Distribution (Special Fund)	0.00	35,315.76	
				-459,517.36

Fund Transaction by Type

Start Date:12/31/15 End Date:12/31/15

Fund	Fund Description	Beginning Balance		Ending Balance
Type	Type Description	Debits	Credits	
SHF0100	DAH-Consr Tax-Dir Off	-827,187.65		
RXFR	Transfer (Regular)	0.00	505,316.24	
WARR	Warrants	2,049.75	0.00	
				-1,330,454.14
SHF0400	DAH-Consr Tax-Commr Comr	-25,868.80		
WARR	Warrants	1,765.54	0.00	
				-24,103.26
SHF0700	DAH-Consr Tax-Terr Restr	-110,968.29		
WARR	Warrants	210.00	0.00	
				-110,758.29
SHK0000	Milk Inspection	-53,308.92		
RCPT	Receipt	0.00	15,248.49	
SDIS	Distribution (Special Fund)	0.00	33,586.71	
SPEC	Special Reversing Entry	15,248.49	0.00	
				-86,895.63
SHL0000	Plumbers Licensing	-548,536.06		
RCPT	Receipt	0.00	1,750.00	
SDIS	Distribution (Special Fund)	0.00	223,879.68	
SPEC	Special Reversing Entry	1,750.00	0.00	
				-772,415.74
SHM0100	Mfg Home Comm-Operations	-324,865.49		
SDIS	Distribution (Special Fund)	0.00	25,003.44	
WARR	Warrants	61.32	0.00	
				-349,807.61
SHW0000	Haz Waste Permit Fee	-4,296,512.97		
RCPT	Receipt	0.00	14,650.00	
SDIS	Distribution (Special Fund)	0.00	115,146.05	
SPEC	Special Reversing Entry	14,650.00	0.00	
				-4,411,659.02
SIA0101	L/P Equine Infectious Anemia	-495,764.20		
SDIS	Distribution (Special Fund)	0.00	7,045.44	
				-502,809.64
SIB0100	Bank Department-Operations	-7,414,100.82		
SDIS	Distribution (Special Fund)	0.00	1,697.40	
				-7,415,798.22
SIL0100	LP Gas Board Oprs	-1,043,483.21		
RCPT	Receipt	0.00	11,025.00	
SDIS	Distribution (Special Fund)	0.00	10,848.60	
SPEC	Special Reversing Entry	11,025.00	0.00	
WARR	Warrants	2,465.84	0.00	
				-1,051,865.97
SIP0101	Poultry & Egg Grading 19-6-40	-4,869,609.32		
SDIS	Distribution (Special Fund)	0.00	147,366.20	
WARR	Warrants	11.76	0.00	
				-5,016,963.76
SIS0000	Road/Bridge Repair (0090)	-223,042.43		
RXFR	Transfer (Regular)	0.00	24,409.85	
SDIS	Distribution (Special Fund)	0.00	147,528.17	
SPEC	Special Reversing Entry	24,409.85	0.00	
				-370,570.60

Fund Transaction by Type

Start Date:12/31/15 End Date:12/31/15

Fund	Fund Description	Beginning Balance		Ending Balance
Type	Type Description	Debits	Credits	
SJP0100	Public Service-Utilities	-7,835,839.88		
WARR	Warrants	9,344.65	0.00	
				-7,826,495.23
SLS0000	Beneficiaries of Fallen Law En	-3,532.40		
RXFR	Transfer (Regular)	0.00	12.50	
SDIS	Distribution (Special Fund)	0.00	102.85	
SPEC	Special Reversing Entry	12.50	0.00	
				-3,635.25
SMF0000	Military Funeral Hon 784/09	-148,701.85		
RXFR	Transfer (Regular)	0.00	210.00	
SDIS	Distribution (Special Fund)	0.00	3,542.88	
SPEC	Special Reversing Entry	210.00	0.00	
				-152,244.73
SMH0100	ADEM-Special Rev Fee	-515,803.93		
SDIS	Distribution (Special Fund)	0.00	95.45	
				-515,899.38
SMH6800	EMPG T&E (0995)	-31,868.90		
WARR	Warrants	54.03	0.00	
				-31,814.87
SML0000	Domestic Peace	-249.07		
SDIS	Distribution (Special Fund)	0.00	26,106.70	
				-26,355.77
SMP0000	ASP Special Operating	0.00		
GDIS	Distribution (General Fund)	0.00	3,071,884.59	
				-3,071,884.59
SMP0100	ASP Special Operating	-1,118,611.35		
CTAX	Claims & Taxes	72.60	0.00	
RCPT	Receipt	0.00	12,009.74	
RXFR	Transfer (Regular)	44,121.78	54,726.22	
SDIS	Distribution (Special Fund)	0.00	1,009,928.30	
SPEC	Special Reversing Entry	63,996.59	0.00	
WARR	Warrants	10,190.45	0.00	
				-2,076,894.19
SMP0200	ASP Indirect Admin Costs	-607,344.84		
RXFR	Transfer (Regular)	0.00	7,569.24	
				-614,914.08
SMP0500	ASP Used Motor Vehicle	-669,766.66		
RCPT	Receipt	0.00	2,500.00	
RXFR	Transfer (Regular)	275.78	6.15	
SDIS	Distribution (Special Fund)	0.00	94,896.96	
SPEC	Special Reversing Entry	2,500.00	0.00	
WARR	Warrants	390.83	0.00	
				-764,003.16
SMP0600	ASP-PI/Security	-586,278.17		
RCPT	Receipt	0.00	1,580.00	
RXFR	Transfer (Regular)	0.00	6.15	
SDIS	Distribution (Special Fund)	0.00	43,497.72	
SPEC	Special Reversing Entry	1,580.00	0.00	
WARR	Warrants	29.42	0.00	
				-629,752.62
SMP0700	ASP Salvage Auction	-872,003.54		

Fund Transaction by Type

Start Date:12/31/15 End Date:12/31/15

Fund	Fund Description	Beginning Balance	Ending Balance
Type	Type Description	Debits	Credits
SDIS	Distribution (Special Fund)	0.00	3,938.46
			-875,942.00
SMP0800	AR Wireless Network	-6,108.67	
WARR	Warrants	212.22	0.00
			-5,896.45
SMP2003	ASP Highway Safety 402	-95,129.11	
RCPT	Receipt	0.00	515.20
WARR	Warrants	471.85	0.00
			-95,172.46
SMP2603	ASP Highway Safety 403	-7,569.24	
RXFR	Transfer (Regular)	7,569.24	0.00
			0.00
SMP8800	ASP Vehicles (0960)	-3,585,688.91	
RXFR	Transfer (Regular)	0.00	51,892.85
SDIS	Distribution (Special Fund)	0.00	142,382.99
SPEC	Special Reversing Entry	3,692.99	0.00
WARR	Warrants	1,249.79	0.00
			-3,775,021.97
SMS0000	ADH Marine Sanitation	-73,441.91	
RXFR	Transfer (Regular)	0.00	6,194.37
			-79,636.28
SPC0101	L/P Brucellosis Erad/Inspectio	-834,631.23	
SDIS	Distribution (Special Fund)	0.00	37,492.29
			-872,123.52
SPD0100	People With Disabilities	-11,588.86	
SDIS	Distribution (Special Fund)	0.00	913.95
			-12,502.81
SPF0100	Comty Punshmt Rev-Oprs	-1,920,154.71	
RXFR	Transfer (Regular)	23,779.34	765.79
SDIS	Distribution (Special Fund)	0.00	712,832.36
			-2,609,973.52
SPS0101	Livestock/Poultry Special Rev	-1,350,295.76	
SDIS	Distribution (Special Fund)	0.00	124,755.47
WARR	Warrants	1,983.90	0.00
			-1,473,067.33
SPT0100	Conscr Tax-Oprs	-20,369,495.46	
RXFR	Transfer (Regular)	0.00	2,528,020.10
SDIS	Distribution (Special Fund)	0.00	1,115.18
WARR	Warrants	119,624.99	0.00
			-22,779,005.75
SRP0100	Rice Research & Promo Bd-O	-681,734.57	
SDIS	Distribution (Special Fund)	0.00	319,649.92
			-1,001,384.49
SRS0000	Reg Sub Stor Tank Prg	-1,702,125.24	
RCPT	Receipt	0.00	150.00
SDIS	Distribution (Special Fund)	0.00	8,634.60
SPEC	Special Reversing Entry	150.00	0.00
			-1,710,759.84
SSA0000	AR CourtAppointedSpecAdvo	-2,903.91	
SDIS	Distribution (Special Fund)	0.00	242.00

Fund Transaction by Type

Start Date:12/31/15 End Date:12/31/15

Fund	Fund Description	Beginning Balance			Ending Balance
Type	Type Description	Debits	Credits		
					-3,145.91
SSC0480	ADC Sex/Child Offen Reg-048	-92,062.82			
SDIS	Distribution (Special Fund)	0.00	2,006.33		-94,069.15
SSC0990	ACIC Sex/Child Offend Reg-09	-40,531.24			
SDIS	Distribution (Special Fund)	0.00	2,006.33		-42,537.57
SSD0000	Individual Sewage Disposal S	-28,713.35			
SDIS	Distribution (Special Fund)	0.00	1,212.29		-29,925.64
SSE0000	AR Citizens 1st Resp Safety	0.00			
SDIS	Distribution (Special Fund)	0.00	26,198.46		-26,198.46
SST0101	Livestock/Poultry Swine Testi	-1,449.93			
SDIS	Distribution (Special Fund)	0.00	0.97		-1,450.90
SSV0000	Spirituos & Vinous BevAct(06	-429,718.55			
SDIS	Distribution (Special Fund)	0.00	2,657.16		-432,375.71
SSW0100	Social Work Licensing-Operati	-609,818.42			
RCPT	Receipt	0.00	2,500.00		
SDIS	Distribution (Special Fund)	0.00	9,348.00		
SPEC	Special Reversing Entry	2,500.00	0.00		-619,166.42
STC0100	Telecomm Equip Fund-Oprs	-590,897.14			
RCPT	Receipt	0.00	25.59		
SDIS	Distribution (Special Fund)	0.00	37,183.51		
SPEC	Special Reversing Entry	25.59	0.00		
WARR	Warrants	1,127.25	0.00		-626,953.40
STR0000	AR Tobacco Control Rev (0261	-88,328.76			
SDIS	Distribution (Special Fund)	0.00	9,913.80		-98,242.56
SVS0000	AR Video Service Fund (0063)	-11,167.58			
SDIS	Distribution (Special Fund)	0.00	1,742.40		-12,909.98
SWF0100	Wkforce 2000 Dev-Grant/Exp	-0.10			
SDIS	Distribution (Special Fund)	0.00	2,606,363.08		-2,606,363.18
SWP0100	Wheat Promotion Bd-Operatio	-70,325.72			
SDIS	Distribution (Special Fund)	0.00	279.99		-70,605.71
SWT0000	In God We Trust License Plate	0.00			
RXFR	Transfer (Regular)	0.00	425.00		
SDIS	Distribution (Special Fund)	0.00	6,954.23		
SPEC	Special Reversing Entry	425.00	0.00		-6,954.23
SXA0100	Abstractors Examiners Board	-97,330.31			
WARR	Warrants	420.00	0.00		-96,910.31

Fund Transaction by Type

Start Date:12/31/15 End Date:12/31/15

Fund	Fund Description	Beginning Balance	Ending Balance	
Type	Type Description	Debits	Credits	
SXV0100	Veterinary Exam Board-Operat	-401,386.63		
SDIS	Distribution (Special Fund)	0.00	787.20	
				-402,173.83
TAD0201	Pesticide/Plant Disposal 19-5-	-1,931,616.13		
RCPT	Receipt	0.00	252,950.00	
SDIS	Distribution (Special Fund)	0.00	339,480.00	
SPEC	Special Reversing Entry	252,950.00	0.00	
				-2,271,096.13
TAJ0300	St Admin Of Justice-St Prgms	-4,225,229.30		
RXFR	Transfer (Regular)	0.00	104,516.28	
SDIS	Distribution (Special Fund)	0.00	992,702.61	
SPEC	Special Reversing Entry	104,516.28	0.00	
				-5,217,931.91
TAR0000	Judges Retirement	-118,875.33		
WARR	Warrants	48,901.50	0.00	
				-69,973.83
TAS0000	Securities Reserve	-3,017,107.33		
DXFR	Transfer (Deduction)	912,382.67	0.00	
RADJ	Receipt Adjustment	0.00	1,774,445.59	
RCPT	Receipt	0.00	1,284.25	
				-3,880,454.50
TBB0000	DFA Rev-Interstate Mtr Fuel T	-11,331.57		
WARR	Warrants	885.90	0.00	
				-10,445.67
TBP0000	Best Practices Act 570/11 S12	-3,240,612.22		
RXFR	Transfer (Regular)	0.00	23,779.34	
SDIS	Distribution (Special Fund)	0.00	37,931.70	
WARR	Warrants	1,100.00	0.00	
				-3,301,223.26
TBS0000	Budget Stabilization Trust	-109,796,164.44		
RXFR	Transfer (Regular)	0.00	1,470,722.54	
				-111,266,886.98
TCI0100	Wrforce Ed-Constr Craft Trng	-1,042,963.97		
RCPT	Receipt	0.00	286.36	
				-1,043,250.33
TCR0100	Crime Victims Reparation Rev	-1,973,202.91		
WARR	Warrants	7,166.86	0.00	
				-1,966,036.05
TCT0100	Childrens Trust	-2,071,606.96		
SDIS	Distribution (Special Fund)	0.00	19,350.32	
				-2,090,957.28
TDP0100	Death/Permanent Ttl Disability	-104,714,818.83		
WARR	Warrants	2,906.16	0.00	
				-104,711,912.67
TDT9200	Tourism Development Trust	-2,377,228.52		
RXFR	Transfer (Regular)	105.91	71,320.73	
SDIS	Distribution (Special Fund)	0.00	1,236,759.97	
SPEC	Special Reversing Entry	71,320.73	105.91	
WARR	Warrants	13,664.80	0.00	
				-3,600,323.69

Fund Transaction by Type

Start Date:12/31/15 End Date:12/31/15

Fund	Fund Description	Beginning Balance		Ending Balance
Type	Type Description	Debits	Credits	
TER0000	Teacher Retirement	-7,179,264.95		
WARR	Warrants	269,867.78	0.00	
				-6,909,397.17
TES0100	Dept Workforce Services Trus	-2,535,149.32		
RCPT	Receipt	0.00	2,932.20	
RXFR	Transfer (Regular)	0.00	667.31	
WARR	Warrants	12,311.44	0.00	
				-2,526,437.39
TGC0000	Corporate Income Tax	-5,687,559.60		
NDXF	Transfer (Non-Distribution)	0.00	36,412.59	
WARR	Warrants	609,834.23	0.00	
				-5,114,137.96
TGI0000	Individual Income Tax	-4,738,809.97		
NDXF	Transfer (Non-Distribution)	0.00	1,213.96	
WARR	Warrants	193,322.53	0.00	
				-4,546,701.40
TGI00WH	Withholding Tax Ref AIRS (063	-667,271.24		
NDXF	Transfer (Non-Distribution)	0.00	1,655.01	
WARR	Warrants	2,156.46	0.00	
				-666,769.79
TGP0100	Natural/Cultural Historic Pres	-857,232.78		
RXFR	Transfer (Regular)	154.66	23,380.50	
SDIS	Distribution (Special Fund)	0.00	220,600.58	
SPEC	Special Reversing Entry	23,380.50	154.66	
WARR	Warrants	10,913.00	0.00	
				-1,066,920.36
TGT0000	AR Natural/Cultural Resources	-11,915,727.11		
RXFR	Transfer (Regular)	1,237.28	187,044.00	
SDIS	Distribution (Special Fund)	0.00	1,764,804.66	
SPEC	Special Reversing Entry	187,044.00	1,237.28	
				-13,680,531.77
THS0000	Hazardous Substance Remedi	-7,774,410.05		
RCPT	Receipt	0.00	900.00	
				-7,775,310.05
TID0810	Indiv Development Act 1289/07	-165,937.83		
WARR	Warrants	5,139.76	0.00	
				-160,798.07
TIF0100	Insurance Fraud Investig Div	-161,177.89		
WARR	Warrants	472.51	0.00	
				-160,705.38
TJW0100	Workers' Compensation	-5,802,802.59		
WARR	Warrants	20,653.99	0.00	
				-5,782,148.60
TMP0000	Medicaid Trust	-39,630,802.22		
RCPT	Receipt	0.00	3,290.00	
RXFR	Transfer (Regular)	8,000,000.00	0.00	
				-31,634,092.22
TMR0000	State Police Retirement	-118,577.02		
WARR	Warrants	81,209.70	0.00	
				-37,367.32

Fund Transaction by Type

Start Date:12/31/15 End Date:12/31/15

Fund	Fund Description	Beginning Balance		Ending Balance
Type	Type Description	Debits	Credits	
TOD0000	Organ Donor Aware Ed			-13.94
RXFR	Transfer (Regular)	0.00	75.00	
SDIS	Distribution (Special Fund)	0.00	1,863.40	
SPEC	Special Reversing Entry	75.00	0.00	
				-1,877.34
TPE0000	ADEQ Fee Act 1281/07			-1,534,652.54
RCPT	Receipt	0.00	40,257.00	
RXFR	Transfer (Regular)	54.41	6,996.48	
SDIS	Distribution (Special Fund)	0.00	824,324.04	
SPEC	Special Reversing Entry	46,481.48	54.41	
WARR	Warrants	1,169.94	0.00	
				-2,358,578.64
TPET500	ADEQ Title 5 Air Act 1281/07			-14,852,400.75
SDIS	Distribution (Special Fund)	0.00	509,161.59	
				-15,361,562.34
TPF0100	Hwy Oprs-142			-1,826,654.83
RXFR	Transfer (Regular)	0.00	1,323.37	
SDIS	Distribution (Special Fund)	0.00	367,558.88	
SPEC	Special Reversing Entry	1,323.37	0.00	
				-2,194,213.71
TPR0100	Real Prop Tax Redistribution			-27,336,295.34
RXFR	Transfer (Regular)	519,049.57	823,576.70	
SDIS	Distribution (Special Fund)	0.00	20,179,651.10	
SPEC	Special Reversing Entry	823,576.70	519,049.57	
				-47,515,946.44
TPS0000	Public School Insurance Act 7			-13,161,942.46
WARR	Warrants	7,881.00	0.00	
				-13,154,061.46
TPT0000	Petroleum Storage Tank Trust			-22,544,415.87
RXFR	Transfer (Regular)	11,835.33	42,501.69	
				-22,575,082.23
TPW2100	ANRC CGO-06A Bonds			0.00
RCPT	Receipt	0.00	8,812.00	
				-8,812.00
TPW2200	ANRC CGO-06B Bonds			0.00
RCPT	Receipt	0.00	15,014.00	
				-15,014.00
TPW2500	ANRC-CGO 2008A Bonds (045			0.00
RCPT	Receipt	0.00	91,774.00	
				-91,774.00
TPW2900	Go Bond Series 2010C			0.00
RCPT	Receipt	0.00	18,372.00	
				-18,372.00
TPW3000	ANRC GO RefundBonds (0455			0.00
RCPT	Receipt	0.00	52,370.66	
				-52,370.66
TRR0000	AR State Hwy Emp Retirement			-427,952.22
WARR	Warrants	44,361.95	0.00	
				-383,590.27
TRS0000	Animal Resc/Shelter 692/09			0.00

Fund Transaction by Type

Start Date:12/31/15 End Date:12/31/15

Fund	Fund Description	Beginning Balance		Ending Balance
Type	Type Description	Debits	Credits	
RXFR	Transfer (Regular)	96.80	25.00	
SDIS	Distribution (Special Fund)	0.00	96.80	
SPEC	Special Reversing Entry	25.00	0.00	
				0.00
TRS0100	Co/City Shelters 692/09	-440.44		
RXFR	Transfer (Regular)	0.00	67.76	
				-508.20
TRS0300	AEDC-RS Shelters (790)	-6,634.61		
RXFR	Transfer (Regular)	0.00	29.04	
				-6,663.65
TSD0100	Hlth-Prev & Cessation Prg-(64)	-5,076,278.86		
WARR	Warrants	20,671.91	0.00	
				-5,055,606.95
TSE0100	Targeted St Needs Prg-Minorit	-2,067,398.29		
WARR	Warrants	82.54	0.00	
				-2,067,315.75
TSI0100	State Insurance Dept Trust	-226,121.08		
WARR	Warrants	112.77	0.00	
				-226,008.31
TSI4500	State Insurance Dept Trust	-23,438,130.92		
FORG	Forgery	0.00	1,518.00	
SDIS	Distribution (Special Fund)	0.00	758,938.77	
WARR	Warrants	3,301.81	0.00	
				-24,195,285.88
TSR0000	AR Public Employees Retirem	-1,051,719.91		
WARR	Warrants	7,374.62	0.00	
				-1,044,345.29
TSU0000	Local Sales & Use Tax	-110,544,304.66		
RXFR	Transfer (Regular)	4,376,945.34	5,520,086.66	
				-111,687,445.98
TSU6900	Local Sales & Use Tax-City & C	-255,643.21		
WARR	Warrants	241,212.65	0.00	
				-14,430.56
TTG0100	Waste Tire Grant	-702,790.98		
RCPT	Receipt	0.00	90,164.68	
RXFR	Transfer (Regular)	91,820.35	81,180.75	
SDIS	Distribution (Special Fund)	0.00	332,153.75	
SPEC	Special Reversing Entry	171,345.43	91,820.35	
				-1,034,944.73
TTG0300	Waste Tire Grant BIG	-126,545.66		
RXFR	Transfer (Regular)	34.29	3,705.72	
SDIS	Distribution (Special Fund)	0.00	48,218.95	
SPEC	Special Reversing Entry	3,705.72	34.29	
				-174,764.61
TUW0100	Workers' Comp Revolving	-10,884,921.49		
WARR	Warrants	37,736.76	0.00	
				-10,847,184.73
TWS0100	Solid Waste Mgmt/Recycling	-3,569,952.11		
SDIS	Distribution (Special Fund)	0.00	1,883.25	
				-3,571,835.36

Fund Transaction by Type

Start Date:12/31/15 End Date:12/31/15

Fund	Fund Description	Beginning Balance	Ending Balance	
Type	Type Description	Debits	Credits	
TWS0200	Solid Waste Mgmt/Recycling	-1,941,431.94		
SDIS	Distribution (Special Fund)	0.00	2,469.13	
				-1,943,901.07
TWT0000	DWS Training	-3,281,411.77		
WARR	Warrants	14,872.59	0.00	
				-3,266,539.18
TZS0000	Dept WorkforceServSpec19-5-	-7,300,212.20		
RCPT	Receipt	0.00	2,734.93	
RXFR	Transfer (Regular)	550,000.00	550,000.00	
				-7,302,947.13
TZT0101	State Forestry Trust 19-5-927	-2,022,482.40		
RCPT	Receipt	0.00	9,980.00	
SDIS	Distribution (Special Fund)	0.00	99,771.77	
SPEC	Special Reversing Entry	9,980.00	0.00	
WARR	Warrants	2,096.28	0.00	
				-2,120,157.89

Fund Transaction by Type

Start Date:7/1/15 End Date:12/31/15

Fund	Fund Description	Beginning Balance		Ending Balance
Type	Type Description	Debits	Credits	
AGA0000	General Revenue Allotment		0.00	
AXFR	Advance Transfer	826,278,465.47	6,927,000.00	
COFF	Checks Charged Off	1,821,007.70	0.00	
CTAX	Claims & Taxes	74,608.45	10,058.90	
DXFR	Transfer (Deduction)	96,145,229.76	0.00	
GDIS	Distribution (General Fund)	1,761,798,537.74	0.00	
LCRT	General Letter of Cert	222,589,242.48	0.00	
NDXF	Transfer (Non-Distribution)	104,769,828.32	115,874.07	
RADJ	Receipt Adjustment	4,069,949.72	273,637,612.43	
RCPT	Receipt	7,541.00	3,701,900,006.86	
RXFR	Transfer (Regular)	5,326,180,541.34	4,365,573,397.52	
SDIS	Distribution (Special Fund)	0.00	0.00	
SPEC	Special Reversing Entry	1,550.00	1,550.00	
TELL	Teller	4,428,997.80	0.00	
				0.00
ARH0000	Revenue Holding		0.00	
COFF	Checks Charged Off	40,522.00	0.00	
CTAX	Claims & Taxes	514,276.70	297,152.97	
RADJ	Receipt Adjustment	244,594,485.37	0.00	
RCPT	Receipt	0.00	245,154,828.61	
RXFR	Transfer (Regular)	36,682,817.77	36,921,328.26	
TELL	Teller	541,208.00	0.00	
				0.00
ARH0100	Revenue Holding Ins		0.00	
COFF	Checks Charged Off	10,773.96	0.00	
CTAX	Claims & Taxes	39,685.55	0.00	
RADJ	Receipt Adjustment	5,904,070.59	306,600.00	
RCPT	Receipt	0.00	5,643,638.99	
RXFR	Transfer (Regular)	0.00	4,291.11	
				0.00
ARH0200	Revenue Holding Premium Ta:		0.00	
CTAX	Claims & Taxes	1,262,672.75	0.00	
RADJ	Receipt Adjustment	38,800,689.00	0.00	
RCPT	Receipt	0.00	77,583,236.20	
RXFR	Transfer (Regular)	0.00	50,328.20	
				-37,570,202.65
ARHDSMV	RevHold DSMV (0610)		-9,157.13	
RCPT	Receipt	0.00	329,715,876.26	
RXFR	Transfer (Regular)	340,276,745.52	12,539,209.23	
TELL	Teller	30,323.70	0.00	
				-1,957,173.40
ASA0000	Special Revenue Allotment		0.00	
4LHC	Four Lane Highway Constructio	123,622,887.27	0.00	
DXFR	Transfer (Deduction)	31,227,013.09	0.00	
HDIS	Distribution (Highway Fund)	261,306,325.52	0.00	
HSDIS	Highway Severance Distribution	19,545,639.31	0.00	
SDIS	Distribution (Special Fund)	602,909,846.36	0.00	
SPEC	Special Reversing Entry	56,363.95	1,038,668,075.50	
				0.00

Fund Transaction by Type

Start Date:7/1/15 End Date:12/31/15

Fund	Fund Description	Beginning Balance		Ending Balance
Type	Type Description	Debits	Credits	
BAA0000	Public Health	-522,752.33		
AXFR	Advance Transfer	0.00	28,045,000.00	
GDIS	Distribution (General Fund)	0.00	12,093,217.60	
RCPT	Receipt	0.00	760.37	
RXFR	Transfer (Regular)	43,569,565.79	7,156,757.84	
				-4,248,922.35
BAA0100	Public Health	-11,088,152.59		
COFF	Checks Charged Off	4,483.00	0.00	
CTAX	Claims & Taxes	47.42	0.00	
RADJ	Receipt Adjustment	2,360.00	2,350.00	
RCPT	Receipt	0.00	14,764,022.66	
RXFR	Transfer (Regular)	21,050,820.26	9,490,284.69	
SDIS	Distribution (Special Fund)	0.00	4,338,198.55	
SPEC	Special Reversing Entry	4,412,145.78	2,477.50	
TELL	Teller	1,050.00	0.00	
				-14,214,579.53
BAA0200	Health NonDiscretionary Rev	-4,503,324.54		
RADJ	Receipt Adjustment	373.91	0.00	
RCPT	Receipt	0.00	11,542,049.55	
RXFR	Transfer (Regular)	15,174,176.29	5,420,885.17	
SDIS	Distribution (Special Fund)	0.00	500,433.84	
SPEC	Special Reversing Entry	508,800.98	230.00	
				-6,283,571.92
BAA0300	Trauma System Exp 1386/09	-5,504,300.04		
RCPT	Receipt	0.00	4,830.46	
RXFR	Transfer (Regular)	2,449,047.76	7,086,885.14	
WARR	Warrants	5,619,334.15	0.00	
				-4,527,633.73
BAA0310	Trauma GR Hold (0645)	-45,652.50		
RXFR	Transfer (Regular)	6,043,187.09	6,631,093.41	
				-633,558.82
BAA1200	Cost Allocation Recon (0645)	-4,138,916.94		
RXFR	Transfer (Regular)	4,879,221.34	2,147,416.23	
				-1,407,111.83
BAA2000	Cosmetology Revenue 4/09	-4,795,564.35		
COFF	Checks Charged Off	710.00	0.00	
RADJ	Receipt Adjustment	1,549.25	1,599.25	
RCPT	Receipt	0.00	497,975.42	
RXFR	Transfer (Regular)	476,594.05	400.00	
SDIS	Distribution (Special Fund)	0.00	463,815.52	
SPEC	Special Reversing Entry	472,265.67	909.25	
				-4,809,144.82
BAA2510	Board of Sanitarrians	-30,100.12		
RCPT	Receipt	0.00	790.00	
				-30,890.12
BAA2750	Board of Health ACA 19-5-104	-5,520.08		
RCPT	Receipt	0.00	50.00	
				-5,570.08
BAA3000	PH Home Health	-1,441,366.04		
RCPT	Receipt	0.00	24,990,866.81	
RXFR	Transfer (Regular)	29,684,488.35	4,111,639.24	

Fund Transaction by Type

Start Date:7/1/15 End Date:12/31/15

Fund	Fund Description	Beginning Balance		Ending Balance
Type	Type Description	Debits	Credits	
SDIS	Distribution (Special Fund)	0.00	13,915.61	
SPEC	Special Reversing Entry	14,141.88	0.00	
				-859,157.47
BAA9000	PH Salary Alloc Hold (0645)	-3,647,781.51		
RCPT	Receipt	0.00	3,100.00	
RXFR	Transfer (Regular)	2,381,014.07	157,813.61	
				-1,427,681.05
CAA0000	Univ of AR Fayetteville	0.00		
AXFR	Advance Transfer	0.00	11,650,000.00	
GDIS	Distribution (General Fund)	0.00	84,147,014.40	
RXFR	Transfer (Regular)	78,571,648.91	0.00	
				-17,225,365.49
CAA0100	Univ of AR Fayetteville	-4.18		
RCPT	Receipt	0.00	47.53	
RXFR	Transfer (Regular)	12,955,331.71	70,258,458.18	
SDIS	Distribution (Special Fund)	0.00	46.01	
SPEC	Special Reversing Entry	47.53	0.00	
WARR	Warrants	57,076,850.00	0.00	
				-226,326.66
CAA0300	UAF Law School SR	-39,594.00		
RCPT	Receipt	0.00	242,608.18	
SDIS	Distribution (Special Fund)	0.00	234,844.73	
SPEC	Special Reversing Entry	242,608.18	0.00	
WARR	Warrants	39,594.00	0.00	
				-234,844.73
CAA1000	UA-Sy/Divisions (0135)	0.00		
RXFR	Transfer (Regular)	2,103,026.76	20,000,000.00	
WARR	Warrants	16,500,000.00	0.00	
				-1,396,973.24
CAA1300	UA-Coop Ext (0135)	0.00		
RXFR	Transfer (Regular)	7,720.08	13,057,022.48	
WARR	Warrants	10,853,361.44	0.00	
				-2,195,940.96
CCA0000	Univ of AR Medical Center	-1,255,703.90		
AXFR	Advance Transfer	0.00	31,603,000.00	
GDIS	Distribution (General Fund)	0.00	16,347,272.09	
RXFR	Transfer (Regular)	95,767.62	4,076,377.24	
WARR	Warrants	44,564,594.96	0.00	
				-8,621,990.65
CCA0100	UAMS College of Pharmacy	-32,168.44		
RCPT	Receipt	0.00	145.87	
RXFR	Transfer (Regular)	194.36	202,923.04	
SDIS	Distribution (Special Fund)	0.00	196,241.37	
SPEC	Special Reversing Entry	202,923.04	194.36	
WARR	Warrants	196,180.83	0.00	
				-32,374.85
CCA0200	UAMS 4% Mixed Drink Tax SR	-319,488.81		
RXFR	Transfer (Regular)	64,022.60	1,685,241.16	
SDIS	Distribution (Special Fund)	0.00	1,569,339.57	
SPEC	Special Reversing Entry	1,685,241.16	64,022.60	
WARR	Warrants	1,589,372.93	0.00	

Fund Transaction by Type

Start Date:7/1/15 End Date:12/31/15

Fund	Fund Description	Beginning Balance		Ending Balance
Type	Type Description	Debits	Credits	
				-299,455.45
CEA0000	Univ of AR Little Rock		0.00	
AXFR	Advance Transfer	0.00	20,130,000.00	
GDIS	Distribution (General Fund)	0.00	10,469,662.77	
RXFR	Transfer (Regular)	12,383.63	2,483,849.45	
WARR	Warrants	27,568,969.90	0.00	
				-5,502,158.69
CEA0100	UA Little Rock Law School SR		-39,593.99	
RCPT	Receipt	0.00	242,608.15	
SDIS	Distribution (Special Fund)	0.00	234,844.70	
SPEC	Special Reversing Entry	242,608.15	0.00	
WARR	Warrants	196,266.74	0.00	
				-78,171.95
CGA0000	Univ AR Pine Bluff		0.00	
AXFR	Advance Transfer	0.00	4,000.00	
GDIS	Distribution (General Fund)	0.00	12,798,371.21	
RXFR	Transfer (Regular)	14,276.59	1,218,681.90	
WARR	Warrants	7,997,497.31	0.00	
				-6,009,279.21
CIA0000	Univ AR Monticello		-0.75	
AXFR	Advance Transfer	0.00	3,000.00	
GDIS	Distribution (General Fund)	0.00	8,028,318.28	
RXFR	Transfer (Regular)	3,430.42	1,139,317.30	
WARR	Warrants	7,721,850.00	0.00	
				-1,445,355.91
CKA0000	AR State Univ Jonesboro		0.00	
AXFR	Advance Transfer	0.00	19,587,000.00	
GDIS	Distribution (General Fund)	0.00	10,174,525.94	
RXFR	Transfer (Regular)	20,778.15	2,593,550.30	
WARR	Warrants	26,982,845.70	0.00	
				-5,351,452.39
CMA0000	AR State Univ Beebe		-122,367.44	
AXFR	Advance Transfer	0.00	3,000.00	
GDIS	Distribution (General Fund)	0.00	5,958,133.82	
RXFR	Transfer (Regular)	4,582.44	1,019,087.15	
WARR	Warrants	5,527,422.48	0.00	
				-1,570,583.49
CMN0000	AR State Univ Newport		0.00	
AXFR	Advance Transfer	0.00	3,000.00	
GDIS	Distribution (General Fund)	0.00	3,015,053.66	
RXFR	Transfer (Regular)	1,629.55	707,649.93	
WARR	Warrants	3,181,394.52	0.00	
				-542,679.52
CMS0000	School for Math/Sci/Arts		-920,728.38	
GDIS	Distribution (General Fund)	0.00	560,576.65	
RXFR	Transfer (Regular)	1,096.53	3,071,234.85	
WARR	Warrants	2,538,493.59	0.00	
				-2,012,949.76
COA0000	AR Tech University		0.00	
AXFR	Advance Transfer	0.00	6,000.00	
GDIS	Distribution (General Fund)	0.00	16,220,045.93	

Fund Transaction by Type

Start Date:7/1/15 End Date:12/31/15

Fund	Fund Description	Beginning Balance		Ending Balance
Type	Type Description	Debits	Credits	
RXFR	Transfer (Regular)	6,954.34	1,265,968.19	
WARR	Warrants	14,565,436.79	0.00	
				-2,919,622.99
CQA0000	Henderson State University	0.00		
AXFR	Advance Transfer	0.00	7,405,000.00	
GDIS	Distribution (General Fund)	0.00	2,102,014.28	
RXFR	Transfer (Regular)	5,730.23	899,328.05	
WARR	Warrants	8,677,000.00	0.00	
				-1,723,612.10
CSA0000	Southern AR University	0.00		
AXFR	Advance Transfer	0.00	2,000.00	
GDIS	Distribution (General Fund)	0.00	7,847,464.92	
RCPT	Receipt	0.00	23,053.46	
RXFR	Transfer (Regular)	1,890.54	531,702.40	
SDIS	Distribution (Special Fund)	0.00	22,315.75	
SPEC	Special Reversing Entry	23,053.46	0.00	
WARR	Warrants	6,987,000.00	0.00	
				-1,414,592.53
CSS0000	SAU Tech	-28,233.86		
AXFR	Advance Transfer	0.00	3,000.00	
GDIS	Distribution (General Fund)	0.00	3,887,810.47	
RXFR	Transfer (Regular)	2,895.70	138,822.05	
WARR	Warrants	2,759,263.51	0.00	
				-1,295,707.17
CTB0000	Black River Tech College	-419,753.13		
AXFR	Advance Transfer	0.00	1,000.00	
GDIS	Distribution (General Fund)	0.00	3,078,108.47	
RXFR	Transfer (Regular)	803.23	1,120,760.95	
WARR	Warrants	4,065,161.47	0.00	
				-553,657.85
CTC0000	Cossatot Comm College UA	-225,281.96		
AXFR	Advance Transfer	0.00	2,000.00	
GDIS	Distribution (General Fund)	0.00	1,708,315.70	
RXFR	Transfer (Regular)	4,623.37	674,059.94	
WARR	Warrants	1,813,786.34	0.00	
				-791,247.89
CTG0000	UA Comm College Batesville	0.00		
AXFR	Advance Transfer	0.00	4,000.00	
GDIS	Distribution (General Fund)	0.00	2,076,633.02	
RXFR	Transfer (Regular)	2,872.39	432,668.19	
WARR	Warrants	2,136,018.34	0.00	
				-374,410.48
CTH0000	AR State University Mt Home	0.00		
AXFR	Advance Transfer	0.00	2,000.00	
GDIS	Distribution (General Fund)	0.00	1,835,392.15	
RXFR	Transfer (Regular)	1,608.79	411,287.79	
WARR	Warrants	1,220,468.76	0.00	
				-1,026,602.39
CTJ0000	UA Comm College Morrilton	0.00		
AXFR	Advance Transfer	0.00	2,000.00	
GDIS	Distribution (General Fund)	0.00	2,527,437.75	

Fund Transaction by Type

Start Date:7/1/15 End Date:12/31/15

Fund	Fund Description	Beginning Balance		Ending Balance
Type	Type Description	Debits	Credits	
RXFR	Transfer (Regular)	2,322.00	644,533.00	
WARR	Warrants	2,551,167.00	0.00	
				-620,481.75
CTM0000	Mid-South Comm College	-1,389,146.91		
AXFR	Advance Transfer	0.00	1,000.00	
GDIS	Distribution (General Fund)	0.00	2,697,591.85	
RXFR	Transfer (Regular)	833.56	1,103,335.80	
SDIS	Distribution (Special Fund)	0.00	9,367.95	
SPEC	Special Reversing Entry	9,677.64	0.00	
WARR	Warrants	2,792,924.27	0.00	
				-2,397,007.04
CTO0000	Ozarka College	-2,587.00		
AXFR	Advance Transfer	0.00	2,000.00	
GDIS	Distribution (General Fund)	0.00	1,572,667.45	
RXFR	Transfer (Regular)	716.40	634,883.67	
WARR	Warrants	1,928,279.05	0.00	
				-283,142.67
CTP0000	Pulaski Technical College	0.00		
AXFR	Advance Transfer	0.00	11,500.00	
GDIS	Distribution (General Fund)	0.00	7,612,559.58	
RXFR	Transfer (Regular)	10,976.32	1,135,019.12	
WARR	Warrants	7,377,211.92	0.00	
				-1,370,890.46
CTR0000	UA Comm College at Hope	0.00		
AXFR	Advance Transfer	0.00	550,000.00	
GDIS	Distribution (General Fund)	0.00	1,712,420.76	
RXFR	Transfer (Regular)	898.42	977,865.25	
WARR	Warrants	2,765,026.79	0.00	
				-474,360.80
CTT0000	Southeast AR College	-3,253.00		
AXFR	Advance Transfer	0.00	2,000.00	
GDIS	Distribution (General Fund)	0.00	2,837,006.54	
RXFR	Transfer (Regular)	1,728.39	985,977.65	
WARR	Warrants	3,311,231.20	0.00	
				-515,277.60
CTW0000	Coll of the Ouachitas	0.00		
AXFR	Advance Transfer	0.00	2,000.00	
GDIS	Distribution (General Fund)	0.00	1,774,525.59	
RXFR	Transfer (Regular)	711.19	577,243.76	
WARR	Warrants	2,033,619.16	0.00	
				-319,439.00
CUA0000	University of Central AR	0.00		
AXFR	Advance Transfer	0.00	17,583,000.00	
GDIS	Distribution (General Fund)	0.00	9,168,534.33	
RXFR	Transfer (Regular)	9,645.36	1,979,259.20	
WARR	Warrants	23,910,925.65	0.00	
				-4,810,222.52
CWA0000	Northwest AR Comm College	-781,700.57		
AXFR	Advance Transfer	0.00	4,000.00	
GDIS	Distribution (General Fund)	0.00	5,344,423.70	
RXFR	Transfer (Regular)	4,865.19	428,011.65	

Fund Transaction by Type

Start Date:7/1/15 End Date:12/31/15

Fund	Fund Description	Beginning Balance		Ending Balance
Type	Type Description	Debits	Credits	
WARR	Warrants	5,588,700.57	0.00	
				-964,570.16
CWE0000	East AR Comm College	-384,912.67		
AXFR	Advance Transfer	1,000.00	2,000.00	
GDIS	Distribution (General Fund)	0.00	2,914,189.32	
RXFR	Transfer (Regular)	568.32	323,819.35	
WARR	Warrants	3,099,169.65	0.00	
				-524,183.37
CWG0000	National Park Comm College	-95,777.53		
AXFR	Advance Transfer	0.00	2,000.00	
GDIS	Distribution (General Fund)	0.00	4,554,317.47	
RXFR	Transfer (Regular)	2,301.66	817,779.35	
WARR	Warrants	4,483,995.69	0.00	
				-983,577.00
CWM0000	AR Northeastern College	-82,367.51		
AXFR	Advance Transfer	0.00	1,000.00	
GDIS	Distribution (General Fund)	0.00	4,318,882.56	
RXFR	Transfer (Regular)	910.03	675,067.74	
WARR	Warrants	4,259,434.77	0.00	
				-816,973.01
CWN0000	North AR College	-37,819.97		
AXFR	Advance Transfer	0.00	1,000.00	
GDIS	Distribution (General Fund)	0.00	4,011,608.22	
RXFR	Transfer (Regular)	943.20	478,360.07	
WARR	Warrants	3,713,009.09	0.00	
				-814,835.97
CWP0000	Phillips Co Comm College	-290,471.58		
AXFR	Advance Transfer	0.00	3,000.00	
GDIS	Distribution (General Fund)	0.00	4,561,677.65	
RXFR	Transfer (Regular)	3,257.17	579,849.09	
WARR	Warrants	3,841,354.34	0.00	
				-1,590,386.81
CWR0000	Rich Mountain Comm College	0.00		
AXFR	Advance Transfer	0.00	1,000.00	
GDIS	Distribution (General Fund)	0.00	1,614,158.32	
RXFR	Transfer (Regular)	365.36	85,476.60	
WARR	Warrants	1,407,784.79	0.00	
				-292,484.77
CWS0000	South AR Community College	-441,136.41		
AXFR	Advance Transfer	0.00	2,000.00	
GDIS	Distribution (General Fund)	0.00	3,037,214.34	
RXFR	Transfer (Regular)	1,115.59	451,784.92	
WARR	Warrants	3,384,535.64	0.00	
				-546,484.44
CWW0000	University of AR Ft Smith	0.00		
AXFR	Advance Transfer	0.00	4,000.00	
GDIS	Distribution (General Fund)	0.00	10,368,599.33	
RXFR	Transfer (Regular)	3,141.81	1,317,768.25	
WARR	Warrants	9,822,117.39	0.00	
				-1,865,108.38
DAS0000	Dept Human Svc Admin	0.00		

Fund Transaction by Type

Start Date:7/1/15 End Date:12/31/15

Fund	Fund Description	Beginning Balance		Ending Balance
Type	Type Description	Debits	Credits	
AXFR	Advance Transfer	0.00	4,856,000.00	
GDIS	Distribution (General Fund)	0.00	3,353,212.09	
RXFR	Transfer (Regular)	10,128,837.33	2,900,972.97	
				-981,347.73
DBA0000	DHS Behavioral Health Svc	-550,060.41		
AXFR	Advance Transfer	0.00	25,926,000.00	
GDIS	Distribution (General Fund)	0.00	14,198,786.79	
RXFR	Transfer (Regular)	48,080,365.48	10,735,911.07	
				-3,330,392.79
DBA0300	DHS Mental Health Ctr	-330,036.35		
RXFR	Transfer (Regular)	3,181.00	3,524,671.00	
WARR	Warrants	3,292,388.35	0.00	
				-559,138.00
DBA0800	DHS MH Per Capita	-28,368.69		
RXFR	Transfer (Regular)	19,069.51	256,452.00	
WARR	Warrants	224,211.62	0.00	
				-41,539.56
DBA9600	DHS MH Patient Svcs	-728,458.50		
RCPT	Receipt	0.00	290.47	
RXFR	Transfer (Regular)	449,729.56	10,320,010.41	
WARR	Warrants	9,257,310.90	0.00	
				-1,341,718.92
DCC0000	DHS Childcare/Early Ed	0.00		
AXFR	Advance Transfer	100,000.00	513,000.00	
GDIS	Distribution (General Fund)	0.00	179,409.73	
RXFR	Transfer (Regular)	655,488.74	99,031.74	
				-35,952.73
DCF0000	DHS Children/Family Svc	-65,894.24		
AXFR	Advance Transfer	0.00	22,007,000.00	
GDIS	Distribution (General Fund)	0.00	9,488,185.84	
RXFR	Transfer (Regular)	41,547,761.62	11,194,865.21	
				-1,208,183.67
DCF1100	DHS Child/Fam Res Treatment	-124,979.80		
RCPT	Receipt	0.00	29,277.30	
RXFR	Transfer (Regular)	0.00	1,509,795.00	
WARR	Warrants	1,530,121.21	0.00	
				-133,930.89
DCF2600	DHS Child/Family Foster Care	-1,686,280.15		
RCPT	Receipt	0.00	1,937,581.29	
RXFR	Transfer (Regular)	40,607.36	14,239,645.88	
WARR	Warrants	17,608,940.13	500.00	
				-214,459.83
DCO0000	DHS County Operations	0.00		
AXFR	Advance Transfer	0.00	14,298,000.00	
GDIS	Distribution (General Fund)	0.00	10,366,633.09	
RXFR	Transfer (Regular)	31,617,871.41	8,388,218.01	
				-1,434,979.69
DCO0100	DHS County Operations	0.00		
RXFR	Transfer (Regular)	0.00	497,556.50	
WARR	Warrants	497,556.50	0.00	
				0.00

Fund Transaction by Type

Start Date:7/1/15 End Date:12/31/15

Fund	Fund Description	Beginning Balance		Ending Balance
Type	Type Description	Debits	Credits	
DEA0000	DHS Development Disabilities	-13,000.00		
AXFR	Advance Transfer	368,000.00	22,711,000.00	
GDIS	Distribution (General Fund)	0.00	11,168,416.03	
RXFR	Transfer (Regular)	39,956,053.31	9,540,960.12	
				-3,109,322.84
DEA0100	DHS DDS State/Federal	-153,415.72		
RCPT	Receipt	0.00	6,659.89	
SDIS	Distribution (Special Fund)	0.00	6,446.77	
SPEC	Special Reversing Entry	6,659.89	0.00	
				-159,862.49
DEA0200	DHS DDS Interdivision Prog	-505.29		
RXFR	Transfer (Regular)	6,505.29	34,644.00	
WARR	Warrants	21,542.09	0.00	
				-7,101.91
DEA0300	DHS DDS Grant Payments	-0.21		
RXFR	Transfer (Regular)	0.21	7,862,045.00	
WARR	Warrants	7,801,722.28	0.00	
				-60,322.72
DEA1700	DHS DDS Special Olympics	0.00		
RXFR	Transfer (Regular)	0.00	74,486.70	
WARR	Warrants	74,486.70	0.00	
				0.00
DEM0000	DHS Medical Services	0.00		
AXFR	Advance Transfer	0.00	1,322,000.00	
GDIS	Distribution (General Fund)	0.00	697,558.39	
RXFR	Transfer (Regular)	2,469,246.34	573,746.34	
				-124,058.39
DGF0000	DHS Grants	-795,473.93		
AXFR	Advance Transfer	6,006,000.00	337,501,000.00	
GDIS	Distribution (General Fund)	0.00	129,558,075.36	
RXFR	Transfer (Regular)	536,746,404.94	98,344,561.29	
				-23,446,705.64
DGF1500	DHS Grants Childrens Hosp	-3,242,950.24		
RXFR	Transfer (Regular)	0.00	3,497,594.00	
				-6,740,544.24
DGF1841	DHS Grants Beer Tax	-36,111.51		
RXFR	Transfer (Regular)	2.01	1,232.93	
SDIS	Distribution (Special Fund)	0.00	1,191.53	
SPEC	Special Reversing Entry	1,232.93	2.01	
				-37,303.04
DGF5100	DHS Childrens Medical Svc	-1,098.65		
RXFR	Transfer (Regular)	0.00	299,279.00	
WARR	Warrants	246,605.83	0.00	
				-53,771.82
DHP0000	DHS Aging/Adult Svcs	-70,267.58		
AXFR	Advance Transfer	35,000.00	5,675,000.00	
GDIS	Distribution (General Fund)	0.00	2,778,514.68	
RXFR	Transfer (Regular)	8,633,438.69	1,188,275.60	
				-1,043,619.17
DHP1500	DHS Aging/Adult Svcs Transp	-191,384.83		
RXFR	Transfer (Regular)	1,376.99	1,177,307.73	

Fund Transaction by Type

Start Date:7/1/15 End Date:12/31/15

Fund	Fund Description	Beginning Balance		Ending Balance
Type	Type Description	Debits	Credits	
SDIS	Distribution (Special Fund)	0.00	1,138,300.97	
SPEC	Special Reversing Entry	1,177,307.73	1,376.99	
WARR	Warrants	961,973.00	0.00	
				-367,712.80
DHP7100	DHS Aging/Adult Svc Sr Olym	0.00		
RXFR	Transfer (Regular)	0.00	70,000.00	
WARR	Warrants	70,000.00	0.00	
				0.00
DHR3500	Mental Hlth-Renov	-3,804,441.88		
RCPT	Receipt	0.00	20,073.58	
WARR	Warrants	591,789.83	0.00	
				-3,232,725.63
DHR5500	Dept Of Human Svcs-Dds Ren	-6,172,784.33		
RCPT	Receipt	0.00	1,575,277.18	
RXFR	Transfer (Regular)	0.00	63.51	
WARR	Warrants	1,042,591.45	0.00	
				-6,705,533.57
DHR8000	Dept Of Human Svcs-Yth Sev F	-1,225,326.42		
RCPT	Receipt	0.00	251,324.53	
WARR	Warrants	146,708.88	0.00	
				-1,329,942.07
DSB0000	DHS State Services/Blind	0.00		
AXFR	Advance Transfer	0.00	269,000.00	
GDIS	Distribution (General Fund)	0.00	689,179.40	
RXFR	Transfer (Regular)	316,692.50	20,020.12	
				-661,507.02
DYS0000	DHS Youth Services	0.00		
AXFR	Advance Transfer	452,000.00	18,294,000.00	
GDIS	Distribution (General Fund)	0.00	6,480,233.03	
RXFR	Transfer (Regular)	24,256,166.14	1,882,402.78	
				-1,948,469.67
DYS0200	DHS Youth Services Grants	-1,107,423.87		
RCPT	Receipt	0.00	886.00	
RXFR	Transfer (Regular)	2,606.00	19,433,541.86	
WARR	Warrants	19,283,580.49	0.00	
				-1,255,665.24
DYS0300	DHS Youth Services Sanctions	0.00		
RXFR	Transfer (Regular)	0.00	1,080,444.00	
WARR	Warrants	1,033,518.10	0.00	
				-46,925.90
EFP0000	Educ Facilities Partnership	-175,130,351.28		
GDIS	Distribution (General Fund)	0.00	17,718,996.47	
WARR	Warrants	33,563,137.62	0.00	
				-159,286,210.13
EFT0000	Pub School Acad Fac/Trans	-242,903.13		
AXFR	Advance Transfer	0.00	475,000.00	
GDIS	Distribution (General Fund)	0.00	801,567.25	
RCPT	Receipt	0.00	131.04	
RXFR	Transfer (Regular)	1,044,206.59	0.00	
WARR	Warrants	271,419.68	0.00	
				-203,975.15

Fund Transaction by Type

Start Date:7/1/15 End Date:12/31/15

Fund	Fund Description	Beginning Balance		Ending Balance
Type	Type Description	Debits	Credits	
EGA0000	Department of Education	-1,086,359.71		
GDIS	Distribution (General Fund)	0.00	8,222,530.47	
RXFR	Transfer (Regular)	11,294,599.78	3,998,168.19	
				-2,012,458.59
EGA0100	ADE Emp Ins Avd Comm	0.00		
RXFR	Transfer (Regular)	412,408.95	412,408.95	
				0.00
EGA1001	ADE Gen Rev Operation	-8,211,290.00		
RCPT	Receipt	0.00	55,157.81	
RXFR	Transfer (Regular)	8,001,276.90	11,722,136.67	
WARR	Warrants	3,425,567.03	0.00	
				-8,561,740.55
EGB0000	Department of Workforce Edu	0.00		
GDIS	Distribution (General Fund)	0.00	2,437,140.01	
RXFR	Transfer (Regular)	2,417,062.77	418,147.56	
				-438,224.80
EGB0100	Department of Workforce Edu	-1,123,097.02		
RCPT	Receipt	0.00	59.13	
RXFR	Transfer (Regular)	2,631,147.95	3,217,852.19	
WARR	Warrants	1,002,224.93	0.00	
				-707,635.46
EGR0000	Rehabilitation Services	0.00		
GDIS	Distribution (General Fund)	0.00	6,678,096.13	
RXFR	Transfer (Regular)	5,524,333.19	47,032.80	
				-1,200,795.74
EMA0000	Educational Television	0.00		
AXFR	Advance Transfer	0.00	1,530,000.00	
GDIS	Distribution (General Fund)	0.00	1,162,899.01	
RXFR	Transfer (Regular)	3,282,320.09	923,634.18	
				-334,213.10
EMA0100	Educational Television	-18,346.41		
RCPT	Receipt	0.00	1,498.21	
RXFR	Transfer (Regular)	2,196,199.80	2,654,009.52	
WARR	Warrants	440,257.13	0.00	
				-37,397.21
EMA0200	Spec Rev Land Comm Dep (05)	-13,268.35		
RCPT	Receipt	0.00	1,164.16	
SDIS	Distribution (Special Fund)	0.00	1,126.91	
SPEC	Special Reversing Entry	1,164.16	0.00	
				-14,395.26
EPA0000	State Library	0.00		
AXFR	Advance Transfer	0.00	1,099,000.00	
GDIS	Distribution (General Fund)	0.00	728,087.06	
RXFR	Transfer (Regular)	2,284,054.18	635,497.63	
				-178,530.51
EPA0100	State Library	-102,921.45		
RXFR	Transfer (Regular)	1,028,291.10	1,748,819.69	
WARR	Warrants	813,648.86	0.00	
				-9,801.18
ESA0000	School for the Blind	0.00		
AXFR	Advance Transfer	0.00	2,027,000.00	

Fund Transaction by Type

Start Date:7/1/15 End Date:12/31/15

Fund	Fund Description	Beginning Balance		Ending Balance
Type	Type Description	Debits	Credits	
GDIS	Distribution (General Fund)	0.00	1,542,821.92	
RXFR	Transfer (Regular)	4,011,727.03	843,798.68	
				-401,893.57
ESA0100	School for the Blind	-198,351.87		
RCPT	Receipt	0.00	14,117.18	
RXFR	Transfer (Regular)	2,331,572.49	3,418,551.80	
WARR	Warrants	1,250,621.00	0.00	
				-48,827.36
ETC0000	Crowleys Ridge Tech Inst	0.00		
AXFR	Advance Transfer	0.00	873,000.00	
GDIS	Distribution (General Fund)	0.00	472,321.37	
RXFR	Transfer (Regular)	1,648,637.34	355,219.67	
				-51,903.70
ETC0100	Crowleys Ridge Tech Inst	-37,632.44		
RXFR	Transfer (Regular)	1,094,730.75	1,303,425.73	
WARR	Warrants	123,263.12	0.00	
				-123,064.30
ETC1500	Crowleys Ridge TI Wrkfr	-131,730.11		
RXFR	Transfer (Regular)	51,742.67	391,429.73	
WARR	Warrants	303,993.74	0.00	
				-167,423.43
ETC2000	Crowleys Ridge TI GED	-50,383.25		
RXFR	Transfer (Regular)	194,542.72	234,475.26	
WARR	Warrants	33,407.41	0.00	
				-56,908.38
ETC2700	Crowleys Ridge TI ABE	-1,010.91		
RXFR	Transfer (Regular)	24,086.71	33,568.57	
WARR	Warrants	2,104.41	0.00	
				-8,388.36
ETN0000	Northwest Tech Inst	-2,226.00		
AXFR	Advance Transfer	0.00	873,000.00	
GDIS	Distribution (General Fund)	0.00	691,836.48	
RXFR	Transfer (Regular)	1,945,925.65	510,238.12	
				-131,374.95
ETN0100	Northwest Tech Inst	-19,635.69		
RXFR	Transfer (Regular)	1,306,894.39	1,534,391.53	
WARR	Warrants	220,925.49	0.00	
				-26,207.34
ETN1500	Northwest TI Workforce	-308,650.92		
RXFR	Transfer (Regular)	146,827.71	440,877.99	
WARR	Warrants	265,412.87	0.00	
				-337,288.33
ETN2000	Northwest Tech Inst GED	-18,410.39		
RXFR	Transfer (Regular)	248,607.49	351,225.54	
WARR	Warrants	37,181.86	0.00	
				-83,846.58
ETN2700	Northwest Tech Inst ABE	-1,779.07		
RXFR	Transfer (Regular)	15,153.23	18,742.04	
				-5,367.88
ETR0000	Riverside Vo Tech-State	-1,368.00		

Fund Transaction by Type

Start Date:7/1/15 End Date:12/31/15

Fund	Fund Description	Beginning Balance		Ending Balance
Type	Type Description	Debits	Credits	
AXFR	Advance Transfer	0.00	651,000.00	
GDIS	Distribution (General Fund)	0.00	519,719.63	
RXFR	Transfer (Regular)	1,205,492.05	163,912.79	
				-130,508.37
ETR0100	Riverside Vo Tech-Gen Rev	-168,881.57		
RCPT	Receipt	0.00	58.56	
RXFR	Transfer (Regular)	1,002,114.93	1,043,874.81	
WARR	Warrants	205,792.97	0.00	
				-4,907.04
EVA0000	School for the Deaf	-4,841.00		
AXFR	Advance Transfer	0.00	3,638,000.00	
GDIS	Distribution (General Fund)	0.00	1,521,732.32	
RXFR	Transfer (Regular)	5,163,007.42	426,211.19	
				-427,777.09
EVA0100	School for the Deaf	-623,546.65		
RCPT	Receipt	0.00	19,949.82	
RXFR	Transfer (Regular)	3,682,384.70	4,732,736.12	
WARR	Warrants	1,663,738.93	0.00	
				-30,108.96
FAA0100	Aeronautics FederalGrants	-1,315.50		
RCPT	Receipt	0.00	66,597.50	
WARR	Warrants	59,232.00	0.00	
				-8,681.00
FAC1902	FY2013 NCHIP Grant (0990)	-108.62		
RCPT	Receipt	0.00	4,336.35	
RXFR	Transfer (Regular)	3,095.93	0.00	
WARR	Warrants	1,338.08	0.00	
				-10.96
FAC2100	FY2013 SORNA Prj MU-BX (09	0.00		
RXFR	Transfer (Regular)	11,848.30	61,530.82	
WARR	Warrants	49,682.49	0.00	
				-0.03
FAC3100	AR VINE Enhance (0990(-2,539.06		
RCPT	Receipt	0.00	16,503.89	
WARR	Warrants	19,042.95	0.00	
				0.00
FAK2000	ADED CDBG 00 Grant	-96,275.02		
RCPT	Receipt	0.00	9,084,527.77	
RXFR	Transfer (Regular)	149,965.79	0.00	
WARR	Warrants	8,176,558.84	0.00	
				-854,278.16
FAK2200	AEDC Storm Recovery Fed (07	-2,789.99		
RCPT	Receipt	0.00	2,470,364.47	
RXFR	Transfer (Regular)	28,269.72	0.00	
WARR	Warrants	2,442,716.69	0.00	
				-2,168.05
FAK2300	AEDC Flood Recovery Fed (07	-6,349.10		
RCPT	Receipt	0.00	56,367.21	
WARR	Warrants	62,656.31	0.00	
				-60.00
FAL0300	AGC Federal Operations	-132,623.71		

Fund Transaction by Type

Start Date:7/1/15 End Date:12/31/15

Fund	Fund Description	Beginning Balance		Ending Balance
Type	Type Description	Debits	Credits	
RCPT	Receipt	0.00	16,171.62	
RXFR	Transfer (Regular)	24,682.75	0.00	
WARR	Warrants	7,563.71	0.00	
				-116,548.87
FAL0500	AGC Coal Resources Data Sys	-3,415.14		
RXFR	Transfer (Regular)	2.70	1.35	
WARR	Warrants	3,413.79	0.00	
				0.00
FAL0700	AGS Data Preserv. and Mappir	-1,370.87		
RCPT	Receipt	0.00	13,363.90	
RXFR	Transfer (Regular)	10,948.63	3,100.00	
WARR	Warrants	3,786.14	0.00	
				-3,100.00
FAY0100	AG Medicaid Ind Costs	0.00		
RCPT	Receipt	0.00	68,990.00	
RXFR	Transfer (Regular)	68,992.05	2.05	
				0.00
FAY0200	AG-Crime Vic Reparation Prg-	-71,907.27		
RCPT	Receipt	0.00	517,101.32	
RXFR	Transfer (Regular)	0.18	0.00	
WARR	Warrants	498,274.85	0.00	
				-90,733.56
FAY0900	AG Medicaid Operating	-286.68		
RCPT	Receipt	0.00	765,907.19	
RXFR	Transfer (Regular)	716,502.83	49,965.14	
WARR	Warrants	86,293.73	0.00	
				-13,362.45
FAY1000	InternetCrimesAgainstChildrei	-2,810.11		
RCPT	Receipt	0.00	11,160.72	
RXFR	Transfer (Regular)	2,702.11	0.00	
				-11,268.72
FAY1100	CO-OP DISAB INVEST UNIT (0	0.00		
RXFR	Transfer (Regular)	48,744.92	56,034.45	
WARR	Warrants	1,032.72	0.00	
				-6,256.81
FCG0100	DWS Workforce Investment Ac	0.00		
RCPT	Receipt	0.00	8,835,403.97	
WARR	Warrants	8,829,961.78	0.00	
				-5,442.19
FCG0200	WIA Authorized Grant Pymt 08	0.00		
RCPT	Receipt	0.00	18,138.64	
WARR	Warrants	17,439.14	0.00	
				-699.50
FCL2015	DNA/Arrestee Coll Proc (0955)	0.00		
RCPT	Receipt	0.00	143,852.75	
WARR	Warrants	11,877.75	0.00	
				-131,975.00
FCL2100	DNA Capacity Enhancement 0	-2,407.76		
RCPT	Receipt	0.00	195,797.50	
RXFR	Transfer (Regular)	105,714.49	0.00	
WARR	Warrants	92,032.39	0.00	

Fund Transaction by Type

Start Date:7/1/15 End Date:12/31/15

Fund	Fund Description	Beginning Balance			Ending Balance
Type	Type Description	Debits	Credits		
					-458.38
FCL2300	ASCL Training Coverdell (095)	0.00			
RXFR	Transfer (Regular)	33,361.59	33,361.59		
					0.00
FCN0100	Child Abuse & Neglect Bd-Grn	-13,261.14			
RCPT	Receipt	0.00	58,668.80		
RXFR	Transfer (Regular)	49,495.24	0.00		
WARR	Warrants	22,105.51	0.00		
					-329.19
FCP0300	DHE-No Child Left Behind Fed	-900.00			
RCPT	Receipt	0.00	153,375.76		
WARR	Warrants	154,275.76	0.00		
					0.00
FCP0500	ADHE Tech Ed Program	-6,915.02			
RXFR	Transfer (Regular)	85,565.94	136,500.00		
WARR	Warrants	49,255.73	0.00		
					-8,593.35
FCP1100	ADHE-Tanf (0700)	-20,318.54			
RXFR	Transfer (Regular)	136,094.94	3,710,859.05		
WARR	Warrants	3,594,730.10	0.00		
					-352.55
FCP1200	ADHE College Acc Chal Grant	0.00			
RCPT	Receipt	0.00	526,488.98		
WARR	Warrants	504,384.57	0.00		
					-22,104.41
FCT0000	FDA Tobacco Insp Prog (0261)	-96,812.31			
RCPT	Receipt	0.00	252,891.05		
RXFR	Transfer (Regular)	192,516.64	413.49		
WARR	Warrants	79,074.67	0.00		
					-78,525.54
FEA0300	Adult Basic Ed-Grant 01	-49,999.11			
RCPT	Receipt	0.00	1,518,764.45		
RXFR	Transfer (Regular)	164,537.00	11,981.22		
WARR	Warrants	1,413,789.48	0.00		
					-2,418.30
FEB0200	AR Deaf School-6B Passthrou	-88,999.87			
RXFR	Transfer (Regular)	28,826.89	0.00		
WARR	Warrants	12,305.76	0.00		
					-47,867.22
FEB0500	Deaf Sch-Medicaid Provider Pi	-29,928.56			
RCPT	Receipt	0.00	33,737.98		
RXFR	Transfer (Regular)	4,012.72	18,464.14		
WARR	Warrants	48,723.10	0.00		
					-29,394.86
FEC0400	Blind School-Chapter II	-43,390.67			
RCPT	Receipt	0.00	45,644.54		
RXFR	Transfer (Regular)	5,920.15	11,252.97		
WARR	Warrants	64,456.21	0.00		
					-29,911.82
FEC0600	Blind School-6B Passthrough	-12,845.80			

Fund Transaction by Type

Start Date:7/1/15 End Date:12/31/15

Fund	Fund Description	Beginning Balance		Ending Balance
Type	Type Description	Debits	Credits	
RXFR	Transfer (Regular)	18,932.65	23,764.00	
WARR	Warrants	10,492.08	0.00	
				-7,185.07
FEE0359	ADE NAEP 03	-249,600.67		
RCPT	Receipt	0.00	89,000.00	
RXFR	Transfer (Regular)	46,543.46	0.00	
WARR	Warrants	8,691.22	0.00	
				-283,365.99
FEE1063	SpEd SIG-2010 (0500)	-732.00		
RCPT	Receipt	0.00	457,459.36	
WARR	Warrants	458,191.36	0.00	
				0.00
FEE1113	Charter Schools 2011	0.00		
RCPT	Receipt	0.00	2,832,086.22	
WARR	Warrants	2,832,086.22	0.00	
				0.00
FEE1117	School Improve 2011	-0.12		
RCPT	Receipt	0.00	284,185.00	
RXFR	Transfer (Regular)	9,634.65	1,408.04	
WARR	Warrants	275,958.51	0.00	
				0.00
FEE1217	School Impr 1003G 2012§19-5-	0.00		
RCPT	Receipt	0.00	144,665.94	
RXFR	Transfer (Regular)	0.00	5,777.00	
WARR	Warrants	150,442.94	0.00	
				0.00
FEE1317	School Imp 1003(g)201319-5-1	-0.04		
RCPT	Receipt	0.00	470,052.82	
RXFR	Transfer (Regular)	18,892.13	11,030.85	
WARR	Warrants	462,191.58	0.00	
				0.00
FEE1417	School Improvement 1003(g) 2	-0.06		
RCPT	Receipt	0.00	1,097,386.89	
RXFR	Transfer (Regular)	39,723.51	1,863.68	
WARR	Warrants	1,056,786.99	0.00	
				-2,740.13
FEE1427	Migrant Education Coord 2014	0.00		
RCPT	Receipt	0.00	500.00	
WARR	Warrants	500.00	0.00	
				0.00
FEE1431	Special Education VI-B 2014	0.00		
RCPT	Receipt	0.00	255,360.92	
RXFR	Transfer (Regular)	15,548.86	0.00	
WARR	Warrants	239,812.06	0.00	
				0.00
FEE1435	Title I 2014	-14,470.00		
RCPT	Receipt	0.00	960,573.25	
RXFR	Transfer (Regular)	75,859.24	9,668.81	
WARR	Warrants	908,852.82	0.00	
				0.00
FEE1452	Impr Teacher Quality IIA 2014	0.00		

Fund Transaction by Type

Start Date:7/1/15 End Date:12/31/15

Fund	Fund Description	Beginning Balance		Ending Balance
Type	Type Description	Debits	Credits	
RCPT	Receipt	0.00	733,199.20	
RXFR	Transfer (Regular)	135,564.06	40,204.96	
WARR	Warrants	625,972.03	0.00	
				-11,868.07
FEE1454	21st Century Learning 2014	0.00		
RCPT	Receipt	0.00	98,394.32	
RXFR	Transfer (Regular)	597.12	18.00	
WARR	Warrants	97,815.20	0.00	
				0.00
FEE1456	Rural and Low Income 2014	0.00		
RCPT	Receipt	0.00	130,743.28	
WARR	Warrants	130,743.28	0.00	
				0.00
FEE1458	English Language Learners 20	0.00		
RCPT	Receipt	0.00	101,969.83	
WARR	Warrants	101,969.83	0.00	
				0.00
FEE1463	Promise 2014 (0500)	0.00		
RCPT	Receipt	0.00	3,211,226.95	
WARR	Warrants	3,211,226.95	0.00	
				0.00
FEE1464	Deaf Program 2014	0.00		
RCPT	Receipt	0.00	49,653.22	
RXFR	Transfer (Regular)	42,297.73	1,653.92	
WARR	Warrants	2,520.00	0.00	
				-6,489.41
FEE1515	HIV 2015 CFDA 93.079	-3,934.58		
RCPT	Receipt	0.00	238,863.41	
RXFR	Transfer (Regular)	16,874.00	305.98	
WARR	Warrants	226,229.97	0.00	
				0.00
FEE1517	Sch Imp 1003(g)-2015 CFDA84	0.00		
RCPT	Receipt	0.00	637,433.54	
RXFR	Transfer (Regular)	105,815.38	3,678.87	
WARR	Warrants	530,885.74	0.00	
				-4,411.29
FEE1523	Homeless Educ 2015 CFDA 84	-0.01		
RCPT	Receipt	0.00	78,816.03	
RXFR	Transfer (Regular)	10,849.32	0.00	
WARR	Warrants	67,966.72	0.00	
				0.00
FEE1526	Migrant Educ CFDA 84.011 20	0.00		
RCPT	Receipt	0.00	2,650,622.88	
WARR	Warrants	2,650,622.88	0.00	
				0.00
FEE1527	Migrant Ed Coord 2015CFDA8	0.00		
RCPT	Receipt	0.00	60,000.00	
WARR	Warrants	60,000.00	0.00	
				0.00
FEE1531	Sp Ed VI-B 2015 CFDA 84.027	-39,144.85		
RCPT	Receipt	0.00	27,467,980.83	

Fund Transaction by Type

Start Date:7/1/15 End Date:12/31/15

Fund	Fund Description	Beginning Balance		Ending Balance
Type	Type Description	Debits	Credits	
RXFR	Transfer (Regular)	482,794.45	29,968.07	
WARR	Warrants	27,054,299.28	0.00	
				-0.02
FEE1535	Title 1-2015 CFDA 84.010	0.00		
RCPT	Receipt	0.00	37,743,893.45	
RXFR	Transfer (Regular)	10,062.28	65,561.22	
WARR	Warrants	37,799,392.39	0.00	
				0.00
FEE1539	Negl & Delinq CFDA 84.013 20	0.00		
RCPT	Receipt	0.00	37,507.83	
RXFR	Transfer (Regular)	30,326.04	15,163.02	
WARR	Warrants	22,344.81	0.00	
				0.00
FEE1552	Imp Teach Qual CFDA84.367 2	0.00		
RCPT	Receipt	0.00	6,449,820.82	
RXFR	Transfer (Regular)	1,043,883.91	29,872.35	
WARR	Warrants	5,430,666.14	0.00	
				-5,143.12
FEE1554	21CCLC-2015 CFDA 84.287	-26,882.72		
RCPT	Receipt	0.00	1,289,118.18	
RXFR	Transfer (Regular)	39.96	467.33	
WARR	Warrants	1,306,492.70	0.00	
				-9,935.57
FEE1556	Rural & Low Inc 2015 CFDA84.	0.00		
RCPT	Receipt	0.00	743,268.72	
WARR	Warrants	743,268.72	0.00	
				0.00
FEE1558	Engl Lang Learn 2015 CFDA84	0.00		
RCPT	Receipt	0.00	680,416.60	
WARR	Warrants	677,060.56	0.00	
				-3,356.04
FEE1561	Math & Sci Part CFDA84.366 2	0.00		
RCPT	Receipt	0.00	1,153,830.78	
RXFR	Transfer (Regular)	0.00	4,923.40	
WARR	Warrants	1,155,291.28	0.00	
				-3,462.90
FEE1615	HIV 2016 (0500)	0.00		
RCPT	Receipt	0.00	60,072.20	
RXFR	Transfer (Regular)	33,303.11	1,176.00	
WARR	Warrants	21,666.08	0.00	
				-6,279.01
FEE1623	Homeless 2016 (0500)	0.00		
RCPT	Receipt	0.00	547,856.31	
RXFR	Transfer (Regular)	28,557.51	0.00	
WARR	Warrants	513,510.16	0.00	
				-5,788.64
FEE1631	SpecEd 2016 (0500)	0.00		
RCPT	Receipt	0.00	16,264,048.12	
RXFR	Transfer (Regular)	691,383.27	62,247.69	
WARR	Warrants	15,483,769.20	0.00	
				-151,143.34

Fund Transaction by Type

Start Date:7/1/15 End Date:12/31/15

Fund	Fund Description	Beginning Balance		Ending Balance
Type	Type Description	Debits	Credits	
FEE1632	SpEdPre 2016 (0500)		0.00	
RCPT	Receipt	0.00	426,879.24	
WARR	Warrants	426,879.24	0.00	0.00
FEE1635	Title I 2016 (0500)		0.00	
RCPT	Receipt	0.00	31,992,135.40	
WARR	Warrants	31,992,135.40	0.00	0.00
FEE1639	N&D 2016 (0500)		0.00	
RCPT	Receipt	0.00	61,825.96	
WARR	Warrants	61,825.96	0.00	0.00
FEE1648	ELL Immigrant-2016 (0500)		0.00	
RCPT	Receipt	0.00	14,375.01	
WARR	Warrants	14,375.01	0.00	0.00
FEE1652	ImpTchrQ 2016 (0500)		0.00	
RCPT	Receipt	0.00	3,263,787.04	
RXFR	Transfer (Regular)	0.00	1,000,420.52	
WARR	Warrants	4,264,207.56	0.00	0.00
FEE1654	21CCLC 2016 (0500)		0.00	
RCPT	Receipt	0.00	2,837,248.62	
WARR	Warrants	2,837,248.62	0.00	0.00
FEE1656	Rural Ed 2016 (0500)		0.00	
RCPT	Receipt	0.00	666,050.90	
WARR	Warrants	666,050.90	0.00	0.00
FEE1658	English 2016 (0500)		0.00	
RCPT	Receipt	0.00	702,832.17	
WARR	Warrants	702,832.17	0.00	0.00
FEE1661	MathScience 2016 (0500)		0.00	
RCPT	Receipt	0.00	4,923.40	
RXFR	Transfer (Regular)	9,846.80	4,923.40	
				0.00
FEE1663	SPDG 2016 (0500)		0.00	
RCPT	Receipt	0.00	225,000.00	
WARR	Warrants	225,000.00	0.00	0.00
FEE2009	Elem & Secnd Ed-Refunds to f		-240.38	
RCPT	Receipt	0.00	3,207.88	
RXFR	Transfer (Regular)	0.00	65.57	
WARR	Warrants	3,513.83	0.00	0.00
FEE2027	ADE NCES		-13,397.59	
RXFR	Transfer (Regular)	795.59	0.00	
WARR	Warrants	6,292.59	0.00	0.00
				-6,309.41

Fund Transaction by Type

Start Date:7/1/15 End Date:12/31/15

Fund	Fund Description	Beginning Balance		Ending Balance
Type	Type Description	Debits	Credits	
FEE203Z	ADE- Federal Operations			
RXFR	Transfer (Regular)	304,674.79	304,674.79	
				-18,196.01
FEE9999	Federal Com Adm 04			
RCPT	Receipt	0.00	912,201.60	
RXFR	Transfer (Regular)	596,061.92	0.00	
WARR	Warrants	322,108.37	0.00	
				-7.56
FEL0100	AR St Library-LSTA			
RCPT	Receipt	0.00	740,200.88	
RXFR	Transfer (Regular)	70,436.41	0.00	
WARR	Warrants	601,931.74	0.00	
				-67,832.73
FEL0200	St Library LSTA 2002 Award			
RCPT	Receipt	0.00	243,206.57	
RXFR	Transfer (Regular)	90,619.08	270.00	
WARR	Warrants	366,189.19	0.00	
				-40.01
FEM0100	VT Fed Eqpt & Trng-Oprs			
RXFR	Transfer (Regular)	0.00	39.75	
				-20,239.25
FER0200	ACTI Wtr Sys Maint Act 206 13			
RCPT	Receipt	0.00	465,600.00	
WARR	Warrants	463,751.93	0.00	
				-3,020.21
FER0300	ACTI Armory Maint Act 206 13			
RCPT	Receipt	0.00	310,460.00	
WARR	Warrants	300,036.63	0.00	
				-12,556.02
FER0500	AR Promise Grant (0520)			
RCPT	Receipt	0.00	181,079.19	
RXFR	Transfer (Regular)	144,645.33	4,224.19	
WARR	Warrants	37,588.77	0.00	
				-5,784.91
FES0600	Active Shooter TrngEquip (09)			
RXFR	Transfer (Regular)	7,549.95	6,730.93	
				0.00
FEV0100	Fed Vocational Ed-Oprs			
RCPT	Receipt	0.00	5,898,617.89	
RXFR	Transfer (Regular)	427,543.52	0.00	
WARR	Warrants	5,465,916.55	0.00	
				-57,813.91
FEV0700	WorkCollegeAccessChallenge			
RCPT	Receipt	0.00	445,888.27	
WARR	Warrants	467,057.23	0.00	
				-824.34
FEV0900	TANF from DWS for JAG ACT			
RXFR	Transfer (Regular)	0.00	4,602.30	
WARR	Warrants	80,328.80	0.00	
				0.00

Fund Transaction by Type

Start Date:7/1/15 End Date:12/31/15

Fund	Fund Description	Beginning Balance	Ending Balance	
Type	Type Description	Debits	Credits	
FEW0100	Fed Vet Apprv Ag-Vet Approv	-479,398.58		
RCPT	Receipt	0.00	138,390.97	
RXFR	Transfer (Regular)	121,410.16	0.00	
WARR	Warrants	22,483.73	0.00	
				-473,895.66
FFA3561	AR Agri Dept L/P National Anii	-50,611.55		
RCPT	Receipt	0.00	140,000.00	
RXFR	Transfer (Regular)	147,349.08	0.00	
WARR	Warrants	10,481.89	0.00	
				-32,780.58
FFA3564	AR Agri L/P NPIP/LPAI	-165,361.95		
RCPT	Receipt	0.00	270,316.00	
RXFR	Transfer (Regular)	206,885.37	0.00	
WARR	Warrants	77,398.81	0.00	
				-151,393.77
FFA9901	DFA US Dept Agri Econ Assts	-230,038.60		
RCPT	Receipt	0.00	229,150.74	
WARR	Warrants	220,962.55	0.00	
				-238,226.79
FFC0001		-11,853.75		
WARR	Warrants	11,853.75	0.00	
				0.00
FHA1001	Federal Indirect Cost	-1,162,170.80		
RXFR	Transfer (Regular)	267,381.42	458,457.05	
WARR	Warrants	79,597.59	0.00	
				-1,273,648.84
FHB1324	CN Section 201-2013 (0500)	-149.29		
RCPT	Receipt	0.00	43,921.00	
RXFR	Transfer (Regular)	4,723.74	4,741.65	
WARR	Warrants	44,088.20	0.00	
				0.00
FHB1326	Child Nutrition Dir (0500)	0.00		
RCPT	Receipt	0.00	64,892.91	
RXFR	Transfer (Regular)	213.60	0.00	
WARR	Warrants	64,679.31	0.00	
				0.00
FHB1327	CN DirCert Perf 2014 (0500)	-277,907.71		
RXFR	Transfer (Regular)	862.32	0.00	
WARR	Warrants	21,279.36	0.00	
				-255,766.03
FHB1521	Cn St Admin Exp-2015 CFDA 1	-402.78		
RCPT	Receipt	0.00	767,096.25	
RXFR	Transfer (Regular)	543,983.31	31,220.53	
WARR	Warrants	232,150.63	0.00	
				-22,585.62
FHB1525	CN FFVP 2015 CFDA 10.582 20	-17,185.72		
RCPT	Receipt	0.00	1,052,704.48	
RXFR	Transfer (Regular)	13,434.62	1,037.15	
WARR	Warrants	1,057,492.73	0.00	
				0.00
FHB1540	CN Meals CFDA 10.555 2015	0.00		

Fund Transaction by Type

Start Date:7/1/15 End Date:12/31/15

Fund	Fund Description	Beginning Balance		Ending Balance
Type	Type Description	Debits	Credits	
RCPT	Receipt	0.00	55,110,587.31	
RXFR	Transfer (Regular)	10,738.62	0.00	
WARR	Warrants	55,081,941.15	0.00	
				-17,907.54
FHB1621	CN SAE 2016 (0500)	0.00		
RCPT	Receipt	0.00	249,118.15	
RXFR	Transfer (Regular)	158,592.93	1.13	
WARR	Warrants	22,518.00	0.00	
				-68,008.35
FHB1625	CN FFVP 2016 (0500)	0.00		
RCPT	Receipt	0.00	6,513.65	
RXFR	Transfer (Regular)	5,348.12	1,680.00	
WARR	Warrants	420.00	0.00	
				-2,425.53
FHB1640	CN Meals 2016 (0500)	0.00		
RCPT	Receipt	0.00	35,810,968.52	
RXFR	Transfer (Regular)	0.02	0.02	
WARR	Warrants	35,810,968.52	0.00	
				0.00
FHB203Z	Federal School Food Holding	-31,481.04		
RXFR	Transfer (Regular)	0.00	10,738.62	
WARR	Warrants	42,219.66	0.00	
				0.00
FHB2224	CN Section 201-2012 (0500)	-30.13		
RCPT	Receipt	0.00	34,818.76	
RXFR	Transfer (Regular)	7,143.73	6,158.28	
WARR	Warrants	33,863.44	0.00	
				0.00
FHB2240	Child Nutrition 2012 §19-5-104	0.00		
RCPT	Receipt	0.00	164.88	
RXFR	Transfer (Regular)	164.88	0.00	
				0.00
FHBZZZZ	Child Nutrition Oper (0500)	-5,014.98		
RXFR	Transfer (Regular)	6,380.54	6,380.54	
				-5,014.98
FHH0226	Arts Council 2008 (0870)	-34,504.04		
RCPT	Receipt	0.00	437,377.98	
RXFR	Transfer (Regular)	41,386.62	0.00	
WARR	Warrants	376,618.78	0.00	
				-53,876.62
FHH0401	DAH-NHC Federal Dev	-214,414.30		
RCPT	Receipt	0.00	71,100.00	
RXFR	Transfer (Regular)	82,987.35	0.00	
WARR	Warrants	84,644.29	0.00	
				-117,882.66
FHP2015	FederalGrant Act 718 (0877)	-100,000.00		
RCPT	Receipt	0.00	1,046,087.50	
RXFR	Transfer (Regular)	407,993.11	24,177.32	
WARR	Warrants	676,767.93	0.00	
				-85,503.78
FHT0200	SHARE-IAPD Act 285 14 S5	-1,009,693.31		

Fund Transaction by Type

Start Date:7/1/15 End Date:12/31/15

Fund	Fund Description	Beginning Balance		Ending Balance
Type	Type Description	Debits	Credits	
RCPT	Receipt	0.00	1,253,489.61	
RXFR	Transfer (Regular)	40,758.94	164,872.50	
WARR	Warrants	1,731,494.72	0.00	
				-655,801.76
FID0300	Medicare-MIPPA-2 (0425)			
WARR	Warrants	4,582.12	0.00	
				0.00
FID0500	SHIP ACL (0425)			
RCPT	Receipt	0.00	326,399.13	
RXFR	Transfer (Regular)	125,041.86	0.00	
WARR	Warrants	193,991.26	0.00	
				-9,994.04
FID0600	MIPPA-3			
RCPT	Receipt	0.00	64,050.00	
WARR	Warrants	47,500.00	0.00	
				-18,150.00
FID1100	INS Health Prem Rate Rev (0425)			
RCPT	Receipt	0.00	198,450.89	
RXFR	Transfer (Regular)	141,231.77	0.00	
WARR	Warrants	54,995.48	0.00	
				-2,259.97
FID1101	Fed Grant Rate RevwIII (0425)			
RCPT	Receipt	0.00	646,657.87	
WARR	Warrants	646,657.87	0.00	
				0.00
FID1102	Rate Review Cycle IV			
RCPT	Receipt	0.00	735,000.00	
WARR	Warrants	735,000.00	0.00	
				0.00
FID1201	Insc Level 1 Coop Agree (0425)			
RCPT	Receipt	0.00	40,822.41	
RXFR	Transfer (Regular)	31,940.17	2,650.00	
WARR	Warrants	11,532.24	0.00	
				0.00
FID1202	Level One B Co-op Agreement			
RCPT	Receipt	0.00	261.07	
RXFR	Transfer (Regular)	4,407.11	1,961.28	
WARR	Warrants	46,875.00	0.00	
				-110,457.65
FID1203	Level One C Coop Agree (0425)			
RCPT	Receipt	0.00	33,491.75	
RXFR	Transfer (Regular)	33,276.08	4,392.96	
WARR	Warrants	1,680.00	0.00	
				-2,942.77
FID1204	ACA-FID Ins Level One (0425)			
RCPT	Receipt	0.00	113,510.38	
RXFR	Transfer (Regular)	7,732.76	1,598.49	
WARR	Warrants	113,281.13	0.00	
				0.00
FIGS000	DFA IGS Fed Grants			
RCPT	Receipt	0.00	185,079.78	

Fund Transaction by Type

Start Date:7/1/15 End Date:12/31/15

Fund	Fund Description	Beginning Balance	Ending Balance
Type	Type Description	Debits	Credits
RXFR	Transfer (Regular)	128,172.70	0.00
WARR	Warrants	38,504.80	0.00
			-41,023.17
FIGS001	DFA IGS JAG TRUST FUND	-681,711.81	
DXFR	Transfer (Deduction)	0.00	9,992.92
RCPT	Receipt	0.00	2,018,815.55
RXFR	Transfer (Regular)	145,954.62	1.00
WARR	Warrants	778,973.26	0.00
			-1,785,593.40
FIT0101	AR Agri Forest Rur Fire Equip	-212,268.74	
RCPT	Receipt	0.00	13,588.25
RXFR	Transfer (Regular)	0.00	32.19
WARR	Warrants	19,913.18	0.00
			-205,976.00
FIT0901	AR Agri Dept Forest Fire Mitig	-140,381.93	
RCPT	Receipt	0.00	352,241.18
RXFR	Transfer (Regular)	0.00	7,586.85
WARR	Warrants	362,727.11	0.00
			-137,482.85
FIT1201	AR Agri Dept Forestry Nat'l Fir	-307,685.69	
RCPT	Receipt	0.00	406,723.61
RXFR	Transfer (Regular)	50,002.83	19.95
WARR	Warrants	127,928.55	0.00
			-536,497.87
FIT1501	AR Agri Forestry Pine Beetle F	-216,012.22	
RCPT	Receipt	0.00	105,743.73
WARR	Warrants	83,066.68	0.00
			-238,689.27
FIT1701	AR Agri Dept Forestry Legacy	-37,787.23	
RCPT	Receipt	0.00	5,383.21
WARR	Warrants	234.82	0.00
			-42,935.62
FIT1901	Agri AFC Silvicultural Non Poi	-31,257.20	
RCPT	Receipt	0.00	7,938.14
RXFR	Transfer (Regular)	49,930.00	24,965.00
WARR	Warrants	7,306.82	0.00
			-6,923.52
FJD0300	Jud Dept Fed-1JS AV Mediatio	-13,211.54	
RCPT	Receipt	0.00	58,339.27
RXFR	Transfer (Regular)	19,424.93	0.00
WARR	Warrants	36,451.45	0.00
			-15,674.43
FJD0600	Jud Dept Fed Trng Research	-37,588.61	
RCPT	Receipt	0.00	187,672.00
RXFR	Transfer (Regular)	75,019.86	0.00
WARR	Warrants	136,481.14	0.00
			-13,759.61
FJD1300	Domestic Violence Resch (002)	-18.83	
RXFR	Transfer (Regular)	31,811.86	45,806.95
WARR	Warrants	2,520.00	0.00
			-11,493.92

Fund Transaction by Type

Start Date:7/1/15 End Date:12/31/15

Fund	Fund Description	Beginning Balance		Ending Balance
Type	Type Description	Debits	Credits	
FJD1600	Benton HOPE Grant (0023)	-13,304.19		
RCPT	Receipt	0.00	162,500.00	
RXFR	Transfer (Regular)	25,419.61	0.00	
WARR	Warrants	149,382.97	0.00	
				-1,001.61
FJD1800	Fostering FuturesTrng (0023)	-721.37		
WARR	Warrants	137.15	0.00	
				-584.22
FJD1900	Drug Ct Capacity BldProj (0023)	-5,734.24		
RCPT	Receipt	0.00	107,990.40	
RXFR	Transfer (Regular)	147.00	0.00	
WARR	Warrants	111,227.21	0.00	
				-2,350.43
FJD2000	OVW Crtr Trng & Imprv Prog 0023	-519.78		
RCPT	Receipt	0.00	37,623.85	
WARR	Warrants	8,394.47	0.00	
				-29,749.16
FKA0000	AR Emerg Mngt-Fed	-4,024.05		
RXFR	Transfer (Regular)	2,603.38	2,665.38	
				-4,086.05
FKA1103	Flood Mitigation Asst 10 (0995)	-11,121.98		
RXFR	Transfer (Regular)	11,121.98	0.00	
				0.00
FKA1307	PDM-C 12 (0995)	-1,049.82		
RXFR	Transfer (Regular)	1.28	1.28	
WARR	Warrants	1,049.82	0.00	
				0.00
FKA1308	LPDM 11 (0995)	-61,743.37		
RCPT	Receipt	0.00	384,726.58	
RXFR	Transfer (Regular)	37,079.44	11,415.22	
WARR	Warrants	412,825.77	0.00	
				-7,979.96
FKA1402	State & Local ImplGr (0995)	-355.14		
RCPT	Receipt	0.00	215,003.95	
RXFR	Transfer (Regular)	176,550.06	2,503.45	
WARR	Warrants	38,903.11	0.00	
				-2,409.37
FKA1406	Emer Mgmt Pert SOFT (0995)	-8,326.11		
COFF	Checks Charged Off	543.20	0.00	
RCPT	Receipt	0.00	5,557.21	
RXFR	Transfer (Regular)	4,812.96	2,406.48	
WARR	Warrants	10,253.73	0.00	
				-679.91
FKA1407	ODP 13 (0995)	-2,250.54		
RCPT	Receipt	0.00	219,321.61	
RXFR	Transfer (Regular)	80,611.01	25,552.67	
WARR	Warrants	166,038.32	0.00	
				-475.49
FKA1501	HMEP Trng 15 (0995)	1,076.48		
RCPT	Receipt	0.00	92,879.48	
RXFR	Transfer (Regular)	8,847.71	8,857.20	

Fund Transaction by Type

Start Date:7/1/15 End Date:12/31/15

Fund	Fund Description	Beginning Balance		Ending Balance
Type	Type Description	Debits	Credits	
WARR	Warrants	98,432.67	0.00	
				6,620.18
FKA1502	HMEP Planning (0995)	3,048.14		
RCPT	Receipt	0.00	17,860.69	
RXFR	Transfer (Regular)	12,006.20	0.00	
WARR	Warrants	2,818.46	0.00	
				12.11
FKA1505	ODP 14 SHSGP Subs (0995)	-201,489.19		
RCPT	Receipt	0.00	1,870,169.19	
RXFR	Transfer (Regular)	235,957.65	11,636.52	
WARR	Warrants	1,833,221.62	0.00	
				-14,115.63
FKA1509	PDM-C 13	-55,152.54		
RCPT	Receipt	0.00	608,690.50	
RXFR	Transfer (Regular)	33,443.22	56,285.67	
WARR	Warrants	643,319.84	0.00	
				-43,365.65
FKA1510	EMPG Locals 14 (0995)	-67,651.79		
RCPT	Receipt	0.00	1,029,184.14	
WARR	Warrants	1,076,640.61	0.00	
				-20,195.32
FKA1511	EMPG Soft 14 (0995)	-4,382.28		
RCPT	Receipt	0.00	106,850.25	
RXFR	Transfer (Regular)	10,857.20	17,702.31	
WARR	Warrants	116,954.25	0.00	
				-1,123.39
FKA1602	PDM-C 14 (0995)	0.00		
RCPT	Receipt	0.00	146,275.11	
WARR	Warrants	80,223.99	0.00	
				-66,051.12
FKA1603	HMEP-Training 16 (0995)	0.00		
RCPT	Receipt	0.00	21,734.73	
RXFR	Transfer (Regular)	3,452.22	0.00	
WARR	Warrants	17,323.72	0.00	
				-958.79
FKA1604	HMEP-Planning 16 (0995)	0.00		
RCPT	Receipt	0.00	9,535.21	
RXFR	Transfer (Regular)	9,376.82	0.00	
WARR	Warrants	1,455.89	0.00	
				1,297.50
FKE0100	AED-SEP Federal Plan	-471,404.35		
RCPT	Receipt	0.00	416,933.47	
RXFR	Transfer (Regular)	86,009.84	0.00	
WARR	Warrants	378,692.70	0.00	
				-423,635.28
FKE0500	Weatherization Prog-ACT 1111	-11,526.95		
RCPT	Receipt	0.00	128,255.46	
RXFR	Transfer (Regular)	0.00	690.40	
WARR	Warrants	11,461.79	0.00	
				-129,011.02
FKE0600	Low Income Eng Asst Act 111	-183,147.27		

Fund Transaction by Type

Start Date:7/1/15 End Date:12/31/15

Fund	Fund Description	Beginning Balance		Ending Balance
Type	Type Description	Debits	Credits	
RXFR	Transfer (Regular)	131,361.98	1,021,228.43	
WARR	Warrants	828,424.19	0.00	
				-244,589.53
FKM3800	2011 DDPD			-4,750.00
RXFR	Transfer (Regular)	4,750.00	0.00	
				0.00
FKM4000	2013 Dev Disability 19-5-104			-21,306.90
WARR	Warrants	20,167.04	0.00	
				-1,139.86
FKM4100	2014 Dev Disabilities Council			-2,021.88
RCPT	Receipt	0.00	7,873.37	
WARR	Warrants	8,669.66	0.00	
				-1,225.59
FKM4200	Dev Disab Council Act 250 '14			-23,262.01
RCPT	Receipt	0.00	97,369.58	
RXFR	Transfer (Regular)	85,562.21	49,768.84	
WARR	Warrants	52,710.07	0.00	
				-32,128.15
FLA8401	ICAC 12			-27,717.42
RCPT	Receipt	0.00	132,059.55	
RXFR	Transfer (Regular)	28,241.65	197.25	
WARR	Warrants	131,448.77	0.00	
				-283.80
FLA8800	2010 Fusion Center 19-5-104			-2.00
RXFR	Transfer (Regular)	2.00	0.00	
				0.00
FLA8950	FUSION 13 (0960)			-2,125.79
RXFR	Transfer (Regular)	201.71	34,221.40	
WARR	Warrants	36,145.48	0.00	
				0.00
FLA8951	BOMB 13 (0960)			-418.49
RXFR	Transfer (Regular)	0.00	1,347.96	
WARR	Warrants	1,766.45	0.00	
				0.00
FLA8960	Fusion 14 (0960)			0.00
RXFR	Transfer (Regular)	0.00	51,208.48	
WARR	Warrants	47,446.86	0.00	
				-3,761.62
FLA8961	Bomb 14 (0960)			-3,313.51
RXFR	Transfer (Regular)	0.00	70,282.61	
WARR	Warrants	73,596.12	0.00	
				0.00
FLA8962	SWAT 14 (0960)			-186.00
RXFR	Transfer (Regular)	0.00	16,141.34	
WARR	Warrants	16,022.34	0.00	
				-305.00
FMD0000	ADEM-Disaster Relief Fed			-145,975.36
RXFR	Transfer (Regular)	36,010.59	19,406.16	
				-129,370.93
FMD0900	ADEM AR ER			0.00

Fund Transaction by Type

Start Date:7/1/15 End Date:12/31/15

Fund	Fund Description	Beginning Balance		Ending Balance
Type	Type Description	Debits	Credits	
RCPT	Receipt	0.00	219,658.00	
				-219,658.00
FMD0903	ADEM 1804 (0995)		0.00	
RCPT	Receipt	0.00	649.01	
RXFR	Transfer (Regular)	539.96	0.00	
				-109.05
FMD0904	ADEM 1819 DRPA (0995)		-8,642.07	
RCPT	Receipt	0.00	46,207.76	
RXFR	Transfer (Regular)	24,057.08	10,644.72	
WARR	Warrants	31,841.81	0.00	
				-9,595.66
FMD0905	ADEM 1834 DR PA (0995)		0.00	
RCPT	Receipt	0.00	3,365.32	
RXFR	Transfer (Regular)	3,583.87	548.50	
WARR	Warrants	7.47	0.00	
				-322.48
FMD1002	1845 DR PA		0.00	
RCPT	Receipt	0.00	3,654.50	
RXFR	Transfer (Regular)	3,517.49	624.40	
WARR	Warrants	14.53	0.00	
				-746.88
FMD1006	ADEM 1819 DR HM (0995)		-5,258.85	
RCPT	Receipt	0.00	124,349.06	
RXFR	Transfer (Regular)	19,875.35	100.00	
WARR	Warrants	77,720.10	0.00	
				-32,112.46
FMD1009	ADEM 1861 DR PA (0995)		0.00	
RCPT	Receipt	0.00	2,809.58	
RXFR	Transfer (Regular)	2,711.47	729.56	
WARR	Warrants	46.39	0.00	
				-781.28
FMD1010	ADEM 1872 (DRPA) (0620)		0.00	
RCPT	Receipt	0.00	3,405.71	
RXFR	Transfer (Regular)	3,312.90	804.28	
WARR	Warrants	13.13	0.00	
				-883.96
FMD1011	ADEM 1861 DR HM (0995)		-4,990.46	
RXFR	Transfer (Regular)	4,990.46	0.00	
				0.00
FMD1101	1975 Disaster Relief (0995)		0.00	
RCPT	Receipt	0.00	303,519.45	
RXFR	Transfer (Regular)	27,067.85	6,904.21	
WARR	Warrants	270,670.20	0.00	
				-12,685.61
FMD1201	4000 Disaster Relief (0995)		0.00	
RCPT	Receipt	0.00	2,311.53	
RXFR	Transfer (Regular)	1,967.98	0.00	
				-343.55
FMD1202	1975 Disaster Relief (0995)		-307,959.39	
RCPT	Receipt	0.00	314,494.26	
RXFR	Transfer (Regular)	14,762.99	1,254.92	

Fund Transaction by Type

Start Date:7/1/15 End Date:12/31/15

Fund	Fund Description	Beginning Balance	Ending Balance
Type	Type Description	Debits	Credits
WARR	Warrants	607,021.05	0.00
			-1,924.53
FMD1203	Disaster Relief (0995)	0.00	
RCPT	Receipt	0.00	9,198.79
RXFR	Transfer (Regular)	10,205.20	1,211.80
WARR	Warrants	24.81	0.00
			-180.58
FMD1301	Disaster Relf Pub Assist (0995)	-154.83	
RCPT	Receipt	0.00	145,352.76
RXFR	Transfer (Regular)	3,721.82	0.00
WARR	Warrants	141,436.25	0.00
			-349.52
FMD1302	Disaster Rel Haz Mitig (0995)	-36,556.92	
RCPT	Receipt	0.00	583,570.32
RXFR	Transfer (Regular)	695.07	5,110.84
WARR	Warrants	585,877.32	0.00
			-38,665.69
FMD1401	DisasterRelPubAssist (0995)	0.00	
RCPT	Receipt	0.00	174,784.81
RXFR	Transfer (Regular)	9,909.70	1,460.65
WARR	Warrants	164,487.20	0.00
			-1,848.56
FMD1402	4143 Disaster RelfAssist (0995)	0.00	
RCPT	Receipt	0.00	593,682.38
RXFR	Transfer (Regular)	21,115.99	6,738.03
WARR	Warrants	576,236.68	0.00
			-3,067.74
FMD1403	4124 DisasterRelfHazMitg (099)	-1,132.91	
RCPT	Receipt	0.00	319,606.40
RXFR	Transfer (Regular)	4,495.66	626.79
WARR	Warrants	316,588.40	0.00
			-282.04
FMD1404	4143 DisasterRelfHazMitg (099)	0.00	
RCPT	Receipt	0.00	1,053,010.60
RXFR	Transfer (Regular)	11,485.65	208.09
WARR	Warrants	722,858.30	0.00
			-318,874.74
FMD1405	4160 Disaster PubliAssist (099)	-607.00	
RCPT	Receipt	0.00	12,983.48
RXFR	Transfer (Regular)	14,837.60	5,333.50
WARR	Warrants	3,305.72	0.00
			-780.66
FMD1406	Dis Rel Public Assist (0995)	0.00	
RCPT	Receipt	0.00	912,139.11
RXFR	Transfer (Regular)	19,076.61	50,754.14
WARR	Warrants	943,612.51	0.00
			-204.13
FMD1408	Dis Relief Haz Mitigation 0995	0.00	
RCPT	Receipt	0.00	59,496.86
			-59,496.86
FMD1409	DisRel HazMitigation (0995)	0.00	

Fund Transaction by Type

Start Date:7/1/15 End Date:12/31/15

Fund	Fund Description	Beginning Balance		Ending Balance
Type	Type Description	Debits	Credits	
RCPT	Receipt	0.00	3,203.77	
RXFR	Transfer (Regular)	3,447.43	688.96	
WARR	Warrants	250.12	0.00	
				-195.18
FMD1501	Disaster Relief Pub Ass (0995)		0.00	
RCPT	Receipt	0.00	2,782,465.42	
RXFR	Transfer (Regular)	149,665.20	2,979.05	
WARR	Warrants	2,634,683.37	0.00	
				-1,095.90
FMD3100	ADEM 1744 DRPA (0995)		-292.56	
RCPT	Receipt	0.00	5,073.42	
RXFR	Transfer (Regular)	4,914.43	1,700.00	
WARR	Warrants	20.97	0.00	
				-2,130.58
FMD3600	ADEM 1751 DR PA (0995)		-31,251.05	
RCPT	Receipt	0.00	4,825.57	
RXFR	Transfer (Regular)	34,542.44	1,330.00	
WARR	Warrants	840.00	0.00	
				-2,024.18
FMD3800	ADEM 1758 DRPA (0995)		0.00	
RCPT	Receipt	0.00	1,263.12	
RXFR	Transfer (Regular)	1,177.24	0.00	
				-85.88
FMD9100	ADEM-1354 DR PA-MGT		0.00	
RXFR	Transfer (Regular)	1,003.93	2,007.86	
WARR	Warrants	6.84	0.00	
				-997.09
FMF0100	Fed-Armory Assist		-22,624.38	
WARR	Warrants	16,150.00	0.00	
				-6,474.38
FMF0300	Fed-275 Trng Site		874,377.81	
RCPT	Receipt	0.00	10,732,889.34	
RXFR	Transfer (Regular)	36,133.85	81,352.02	
WARR	Warrants	10,307,635.90	0.00	
				403,906.20
FMF0700	Fed-270 Trng Site		-55,919.51	
RCPT	Receipt	0.00	3,507,276.66	
RXFR	Transfer (Regular)	4,051,197.32	357.01	
WARR	Warrants	651,350.07	0.00	
				1,138,994.21
FMF2200	Fed-Ft Chaffee Salary		33,988.61	
RCPT	Receipt	0.00	1,494,467.72	
RXFR	Transfer (Regular)	1,654,375.85	92.50	
WARR	Warrants	247,879.75	0.00	
				441,683.99
FMF2300	Fed-Ft Chaffee Exp		599,332.80	
RCPT	Receipt	0.00	3,669,936.29	
RXFR	Transfer (Regular)	0.00	29,573.55	
WARR	Warrants	3,239,482.42	0.00	
				139,305.38
FMG0100	OMIG-Fed (0035)		0.00	

Fund Transaction by Type

Start Date:7/1/15 End Date:12/31/15

Fund	Fund Description	Beginning Balance		Ending Balance
Type	Type Description	Debits	Credits	
RXFR	Transfer (Regular)	421,295.52	513,448.49	
WARR	Warrants	87,092.52	0.00	
				-5,060.45
FMG0200	EnterpriseFraud (0035)		0.00	
RXFR	Transfer (Regular)	0.00	200,000.00	
				-200,000.00
FNA2300	DOL OSHA Fed Grant 03		-102,636.00	
RCPT	Receipt	0.00	557,625.00	
RXFR	Transfer (Regular)	400,592.57	1,170.93	
WARR	Warrants	215,387.56	0.00	
				-45,451.80
FNA3300	ADL MSHA Fed 03		-14,211.37	
RCPT	Receipt	0.00	47,900.00	
RXFR	Transfer (Regular)	26,316.93	22.97	
WARR	Warrants	18,944.20	0.00	
				-16,873.21
FNA4300	ADL BLS Fed 03		-18,634.86	
RCPT	Receipt	0.00	51,100.00	
RXFR	Transfer (Regular)	21,411.13	7.14	
WARR	Warrants	16,075.47	0.00	
				-32,255.40
FNM0900	Moving Ahead Act 285 14 S5		-34.24	
RCPT	Receipt	0.00	161,319.57	
RXFR	Transfer (Regular)	161,302.16	0.00	
				-51.65
FNMARRA	Address Point Mapping (0472)		-2,164.74	
RXFR	Transfer (Regular)	2,164.74	0.00	
				0.00
FPF1100	Perkins Welding Grant (0485)		-2,216.64	
RCPT	Receipt	0.00	12,700.00	
WARR	Warrants	6,400.00	0.00	
				-8,516.64
FPF1200	RSAT (0485)		-46,056.19	
RXFR	Transfer (Regular)	28,873.70	44,558.10	
WARR	Warrants	24,492.94	0.00	
				-37,247.65
FPF1300	AR StateWide Planning Gr (0485)		-3,464.02	
RXFR	Transfer (Regular)	1,572.12	0.00	
				-1,891.90
FPF1400	US Marshal East Grant (0485)		-3,315.74	
RCPT	Receipt	0.00	180.77	
RXFR	Transfer (Regular)	5,002.20	6,574.32	
				-5,068.63
FPF1500	Benton Hope (0485)		-20,427.63	
RCPT	Receipt	0.00	71,100.18	
RXFR	Transfer (Regular)	46,569.22	0.00	
WARR	Warrants	36,290.76	0.00	
				-8,667.83
FPF1600	AR Drug Crt Cap Bldg Prj (0485)		-4,969.51	
RCPT	Receipt	0.00	63,459.06	

Fund Transaction by Type

Start Date:7/1/15 End Date:12/31/15

Fund	Fund Description	Beginning Balance	Ending Balance
Type	Type Description	Debits	Credits
RXFR	Transfer (Regular)	53,045.29	161.88
WARR	Warrants	8,750.94	0.00
			-6,794.22
FPP1700	Beyond the Walls Grant (0485)	-25,596.62	
RCPT	Receipt	0.00	8,504.45
			-34,101.07
FPP1800	DCC PREA GrAct 218 (0485)	-23,079.59	
RXFR	Transfer (Regular)	0.00	3,872.81
WARR	Warrants	26,952.40	0.00
			0.00
FPT0100	PT-SCORP Oprs	-334,255.48	
RCPT	Receipt	0.00	36,950.62
RXFR	Transfer (Regular)	28.22	0.00
WARR	Warrants	31,185.81	0.00
			-339,992.07
FPT0200	PT-SCORP Grnts	-41.16	
RCPT	Receipt	0.00	246,337.48
WARR	Warrants	246,337.48	0.00
			-41.16
FPT0400	Travel Educ NatureTrailer(090)	-1,438.89	
RXFR	Transfer (Regular)	1,438.89	0.00
			0.00
FSC0500	Fema Payroll	-60,558.51	
RXFR	Transfer (Regular)	60,558.51	0.00
			0.00
FSC1700	SW-Non Point Grnts Ind-(455)	-108,131.96	
RXFR	Transfer (Regular)	191,639.71	180,857.22
WARR	Warrants	88,191.55	0.00
			-9,157.92
FSC2013	ANRC Dam Safety (0455)	-90,725.44	
RXFR	Transfer (Regular)	90,725.44	0.00
			0.00
FSC2014	ANRC DamSafety (0455)	-23,143.42	
RCPT	Receipt	0.00	76,209.23
RXFR	Transfer (Regular)	63,051.16	90,725.44
WARR	Warrants	52,194.01	0.00
			-74,832.92
FSC2015	ANRC DAM SAFETY -SDSG15	0.00	
RCPT	Receipt	0.00	2,157.45
RXFR	Transfer (Regular)	0.00	25,000.00
WARR	Warrants	2,195.45	0.00
			-24,962.00
FSC3010	ANRC NonPoint FY2010 (0455)	-187.46	
RXFR	Transfer (Regular)	187.46	0.00
			0.00
FSC3111	ANRC Nonpt Source Poll (0455)	0.00	
RCPT	Receipt	0.00	115,760.00
WARR	Warrants	115,760.00	0.00
			0.00
FSC3212	ANRC NP SourcePoll Ctrl (0455)	0.00	

Fund Transaction by Type

Start Date:7/1/15 End Date:12/31/15

Fund	Fund Description	Beginning Balance	Ending Balance
Type	Type Description	Debits	Credits
RCPT	Receipt	0.00	39,250.00
WARR	Warrants	39,250.00	0.00
			0.00
FSC3311	NonPoint Pollution Ctrl (0455)	-10,686.70	
RCPT	Receipt	0.00	592,655.72
WARR	Warrants	603,342.42	0.00
			0.00
FSC3313	ANRC NP Source Poll Contrl 2	-13,376.00	
RCPT	Receipt	0.00	498,264.50
WARR	Warrants	511,340.50	0.00
			-300.00
FSC3314	ANRC Nonpoint (0455)	-14,764.73	
RCPT	Receipt	0.00	275,700.18
RXFR	Transfer (Regular)	180,857.14	187.46
WARR	Warrants	52,949.71	0.00
			-56,845.52
FSC3606	ANRC NonPoint Source (0455)	-0.08	
RXFR	Transfer (Regular)	0.08	0.00
			0.00
FSC4015	ANRC FEMA Fiscal 15 (0455)	-120,787.67	
RCPT	Receipt	0.00	250,628.76
RXFR	Transfer (Regular)	224,517.92	60,558.51
WARR	Warrants	41,261.05	0.00
			-166,195.97
FSC4016	ANRC FEMA FISCAL 16 (0455)	0.00	
RXFR	Transfer (Regular)	6,150.23	150,000.00
WARR	Warrants	1,373.32	0.00
			-142,476.45
FSC4021	ANRC FEMA RepFloodClaim (-50,830.87	
RCPT	Receipt	0.00	2,126.29
WARR	Warrants	1,183.10	0.00
			-51,774.06
FSC4030	ANRC FEMA CTP (0455)	-159,006.09	
RCPT	Receipt	0.00	569,854.02
WARR	Warrants	504,964.79	0.00
			-223,895.32
FSC4031	ANRC Flood Mgmt Assist (045	-25,000.00	
RCPT	Receipt	0.00	23,592.18
WARR	Warrants	11,819.13	0.00
			-36,773.05
FSC5M00	Clean Water Grant FY10 (0455)	-378,447.43	
RCPT	Receipt	0.00	340,000.00
RXFR	Transfer (Regular)	418,509.15	0.00
WARR	Warrants	87,421.88	0.00
			-212,516.40
FSC7812	ANRC Wetland Grant HGM	-4,285.49	
RCPT	Receipt	0.00	33,231.80
WARR	Warrants	32,742.63	0.00
			-4,774.66
FSD0100	Dis Determination-Oprs	-557,669.31	

Fund Transaction by Type

Start Date:7/1/15 End Date:12/31/15

Fund	Fund Description	Beginning Balance		Ending Balance
Type	Type Description	Debits	Credits	
RCPT	Receipt	0.00	22,201,549.68	
RXFR	Transfer (Regular)	13,987,305.93	0.00	
WARR	Warrants	8,294,574.53	0.00	
				-477,338.53
FSK3300	Spinal Cord-CAPPS 4th Yr	-47,407.09		
RCPT	Receipt	0.00	638.60	
WARR	Warrants	2,123.89	0.00	
				-45,921.80
FSS0200	Sos Fed Hava Title Ii (0063)	-1,032.34		
DXFR	Transfer (Deduction)	0.00	1.10	
WARR	Warrants	1,032.34	0.00	
				-1.10
FSS0800	2008 HAVA TITLE III (0063)	-761,862.86		
DXFR	Transfer (Deduction)	0.00	846.89	
RCPT	Receipt	0.00	9,427.36	
WARR	Warrants	761,862.86	0.00	
				-10,274.25
FSS0900	2009 HAVA TITLS III (0063)	-1,001,172.00		
DXFR	Transfer (Deduction)	0.00	5,165.29	
RCPT	Receipt	0.00	3,939.79	
WARR	Warrants	272,189.95	0.00	
				-738,087.13
FSS1000	2010 HAVA Title III EAC (0063)	-689,436.24		
DXFR	Transfer (Deduction)	0.00	4,597.41	
				-694,033.65
FST0200	Sci & Tech-AR Mfg Ext Ntwk	-166,450.99		
RXFR	Transfer (Regular)	328,036.22	164,018.11	
WARR	Warrants	2,432.88	0.00	
				0.00
FST0201	AEDC-S/T Ex Ntwk Fed (790)	0.00		
RCPT	Receipt	0.00	545,554.98	
RXFR	Transfer (Regular)	464,276.23	328,036.22	
WARR	Warrants	265,517.84	0.00	
				-143,797.13
FST0300	State Industrial Assess (0327)	-8,158.81		
RXFR	Transfer (Regular)	8,158.81	0.00	
				0.00
FST0301	AEDC-AR STATE IND ASS (07)	0.00		
RXFR	Transfer (Regular)	0.00	8,158.81	
				-8,158.81
FST0500	EPSCoR ASSET II Federal	-169,707.14		
RXFR	Transfer (Regular)	165,239.89	0.00	
WARR	Warrants	4,467.25	0.00	
				0.00
FST0501	AEDC-SciTech EPSCoR (790)	0.00		
RCPT	Receipt	0.00	1,688,486.43	
RXFR	Transfer (Regular)	114,803.23	188,750.33	
WARR	Warrants	1,760,312.68	0.00	
				-2,120.85
FST0600	EPSCoR RII Trk2PltBioimage0	-150,347.95		

Fund Transaction by Type

Start Date:7/1/15 End Date:12/31/15

Fund	Fund Description	Beginning Balance	Ending Balance
Type	Type Description	Debits	Credits
RXFR	Transfer (Regular)	7,467.48	0.00
WARR	Warrants	142,880.47	0.00
			0.00
FST0601	AEDC-S/T EPSCoR RII (790)	0.00	
RCPT	Receipt	0.00	341,574.50
RXFR	Transfer (Regular)	125.48	8,134.10
WARR	Warrants	347,623.57	0.00
			-1,959.55
FTC7300	Crowley's Ridge TI-Fed-ABE	-497.36	
RXFR	Transfer (Regular)	49,581.69	63,619.50
WARR	Warrants	5,488.68	0.00
			-9,046.49
FTN7300	Northwest TI-Fed ABE	-24,008.68	
RXFR	Transfer (Regular)	102,161.58	106,008.34
WARR	Warrants	2,268.00	0.00
			-25,587.44
FVD0000	Victimes Justice Assistance	-37,781.50	
RCPT	Receipt	0.00	3,818,905.26
RXFR	Transfer (Regular)	249,870.36	0.00
WARR	Warrants	3,583,761.69	0.00
			-23,054.71
FVV0500	NLRCemetery Expansion (038)	0.00	
RCPT	Receipt	0.00	365,581.80
WARR	Warrants	363,731.10	0.00
			-1,850.70
FVV0700	CAVH-St Vet Home Cons (038)	0.00	
RCPT	Receipt	0.00	4,348,303.69
RXFR	Transfer (Regular)	1,470,722.54	1,470,722.54
WARR	Warrants	1,470,722.54	0.00
			-2,877,581.15
FWF0000	Dept of Human Svcs-Federal	-20,913,348.56	
RADJ	Receipt Adjustment	16,191.72	0.00
RCPT	Receipt	0.00	42,772,683.68
RXFR	Transfer (Regular)	54,571,447.57	0.00
			-9,098,392.95
FWF0100	Dept Of Human Svcs-Hldg Acc	-10,137,864.75	
RCPT	Receipt	0.00	3,125,721.79
			-13,263,586.54
FWF0200	Dept of Human Svcs-DYS Grnt	-437,326.60	
RADJ	Receipt Adjustment	83,689.18	0.00
RCPT	Receipt	0.00	518,183.69
WARR	Warrants	357,542.00	0.00
			-514,279.11
FWF0400	County Oprs-Shelter Plus Care	-11,030.49	
RCPT	Receipt	0.00	1,160,422.20
WARR	Warrants	1,164,134.52	0.00
			-7,318.17
FWF0700	DHS-Mental Hlth-Block Grnts	-191,829.77	
RCPT	Receipt	0.00	247,027.99
WARR	Warrants	425,436.44	0.00
			-13,421.32

Fund Transaction by Type

Start Date:7/1/15 End Date:12/31/15

Fund	Fund Description	Beginning Balance	Ending Balance	
Type	Type Description	Debits	Credits	
FWF2100	County Oprs-Homeless	-148,664.26		
RCPT	Receipt	0.00	367,443.88	
WARR	Warrants	349,463.59	0.00	
				-166,644.55
FWF2900	County Oprs-Emerg Food	-110,758.51		
RCPT	Receipt	0.00	291,851.78	
WARR	Warrants	395,614.81	0.00	
				-6,995.48
FWF3000	DHS-DCCECE-Sp Nutrition Prq	-117,179.12		
COFF	Checks Charged Off	1,500.00	0.00	
RCPT	Receipt	0.00	34,541,343.22	
WARR	Warrants	34,654,187.95	0.00	
				-2,834.39
FWF3400	County Oprs-Emerg Assist	-1,104,030.46		
RCPT	Receipt	0.00	9,393,984.23	
RXFR	Transfer (Regular)	1,021,228.43	18,030.99	
WARR	Warrants	8,809,472.00	0.00	
				-685,345.25
FWF4400	County Oprs-Vietnamese Refg	-106,194.61		
RCPT	Receipt	0.00	324.00	
WARR	Warrants	324.00	0.00	
				-106,194.61
FWF5400	DHS-Crippled Children	-306,208.18		
RXFR	Transfer (Regular)	0.00	473,402.08	
WARR	Warrants	476,854.16	0.00	
				-302,756.10
FWF6900	DHS-DCCECE-Childhood Gar	-2,059,750.41		
COFF	Checks Charged Off	371.70	0.00	
RCPT	Receipt	0.00	13,426,321.78	
RXFR	Transfer (Regular)	0.00	200.00	
WARR	Warrants	14,573,386.62	0.00	
				-912,513.87
FWS0000	Fed Grants Workforce Svs (08	0.00		
RCPT	Receipt	0.00	570,677.52	
WARR	Warrants	570,677.52	0.00	
				0.00
FYP0000	Dept of Envir Quality-Fed	-1,531,690.97		
RCPT	Receipt	0.00	2,258,921.44	
RXFR	Transfer (Regular)	2,183,393.99	3,448.77	
WARR	Warrants	802,737.78	0.00	
				-807,929.41
GAD0000	General Rev Allotment Reserv	-261,531,529.18		
RXFR	Transfer (Regular)	261,553,905.71	6,694,330.75	
				-6,671,954.22
GADHOLD	GR Allot Reserve Set Aside	-12,927.41		
RXFR	Transfer (Regular)	7,023,499.13	7,010,571.72	
				0.00
GPR0100	AR Real Property Reappraisal	0.00		
RXFR	Transfer (Regular)	720,112.39	8,016,803.95	
WARR	Warrants	6,923,171.10	0.00	

Fund Transaction by Type

Start Date:7/1/15 End Date:12/31/15

Fund	Fund Description	Beginning Balance		Ending Balance
Type	Type Description	Debits	Credits	
				-373,520.46
HAD0000	AR Agriculture Dept §19-5-302	-29,142.84		
AXFR	Advance Transfer	0.00	4,320,000.00	
GDIS	Distribution (General Fund)	0.00	4,481,362.84	
RXFR	Transfer (Regular)	10,237,344.82	2,439,421.78	
				-1,032,582.64
HAD0100	AAD ALPC §19-5-302(14)	-4,598.20		
RXFR	Transfer (Regular)	1,481,493.99	1,788,258.61	
WARR	Warrants	306,387.53	0.00	
				-4,975.29
HAD0200	AAD AFC §19-5-302(14)	-306,616.45		
RCPT	Receipt	0.00	6.00	
RXFR	Transfer (Regular)	3,281,416.61	4,408,835.87	
WARR	Warrants	1,359,902.37	0.00	
				-74,139.34
HAD0300	AAD PB §19-5-302(14)	-13,356.45		
RCPT	Receipt	0.00	1,357.39	
RXFR	Transfer (Regular)	917,700.36	1,240,803.95	
WARR	Warrants	323,998.99	0.00	
				-13,818.44
HAD0400	AAD Secretary Office (0400)	-20,535.05		
RCPT	Receipt	0.00	78.90	
RXFR	Transfer (Regular)	512,219.84	581,234.59	
WARR	Warrants	76,320.67	0.00	
				-13,308.03
HCA0000	ADC Inmate Care/Custody	0.00		
AXFR	Advance Transfer	0.00	100,193,000.00	
GDIS	Distribution (General Fund)	0.00	64,652,602.38	
RXFR	Transfer (Regular)	207,177,548.58	53,973,013.50	
				-11,641,067.30
HCA0100	ADC Inmate Care/Custody	-3,854,177.07		
COFF	Checks Charged Off	524.58	0.00	
RCPT	Receipt	0.00	577,261.10	
RXFR	Transfer (Regular)	96,885,713.83	163,480,365.75	
WARR	Warrants	69,560,640.51	0.00	
				-1,464,925.00
HCA0200	ADC Inmate Care/Custoday-04	-2,298,892.00		
WARR	Warrants	2,058,408.00	0.00	
				-240,484.00
HCP0000	Dept Community Correction	0.00		
AXFR	Advance Transfer	0.00	23,357,000.00	
GDIS	Distribution (General Fund)	0.00	16,033,896.55	
RXFR	Transfer (Regular)	49,920,279.25	12,040,302.71	
				-1,510,920.01
HCP0100	Dept Community Correction	-59,754.92		
RADJ	Receipt Adjustment	900.00	900.00	
RCPT	Receipt	0.00	177,962.58	
RXFR	Transfer (Regular)	26,247,049.30	38,333,288.26	
SDIS	Distribution (Special Fund)	0.00	7,457.13	
SPEC	Special Reversing Entry	8,478.39	900.00	
WARR	Warrants	11,927,506.13	0.00	

Fund Transaction by Type

Start Date:7/1/15 End Date:12/31/15

Fund	Fund Description	Beginning Balance		Ending Balance
Type	Type Description	Debits	Credits	
				-396,329.07
HCP0400	Public Safety Plan (0485)		0.00	
RXFR	Transfer (Regular)	246,855.26	8,716,131.35	
WARR	Warrants	142,673.49	0.00	
				-8,326,602.60
HEG0000	Higher Education Grants	-15,575,810.65		
GDIS	Distribution (General Fund)	0.00	20,358,618.86	
RXFR	Transfer (Regular)	26,664,250.00	5,675,969.55	
				-14,946,149.06
HEG0100	HE Dentistry Scholarships	-5.66		
RXFR	Transfer (Regular)	0.00	2,054,500.00	
WARR	Warrants	2,054,300.00	0.00	
				-205.66
HEG0300	HE Optometry Scholarships	-10,400.00		
RXFR	Transfer (Regular)	0.00	273,500.00	
WARR	Warrants	268,750.00	0.00	
				-15,150.00
HEG0400	HE Veterinary Scholarships	-308.00		
RXFR	Transfer (Regular)	0.00	626,800.00	
WARR	Warrants	626,574.00	0.00	
				-534.00
HEG0600	HE Chiropractic Scholarship	-8,500.00		
RXFR	Transfer (Regular)	0.00	43,500.00	
WARR	Warrants	49,997.00	0.00	
				-2,003.00
HEG0700	HE Podiatry Scholarships	-3,000.00		
RXFR	Transfer (Regular)	0.00	19,600.00	
WARR	Warrants	22,600.00	0.00	
				0.00
HEG0800	HE Osteopathy Scholarships	0.00		
RXFR	Transfer (Regular)	0.00	18,500.00	
WARR	Warrants	18,350.00	0.00	
				-150.00
HEG7021	HE Student Assistance Grant	0.00		
RCPT	Receipt	0.00	811.00	
				-811.00
HEG7022	HE Teacher Retraining	-942,200.22		
RXFR	Transfer (Regular)	0.00	32,100.00	
WARR	Warrants	968,610.58	0.00	
				-5,689.64
HEG7024	HE National Guard Tuition	-38,481.80		
RCPT	Receipt	0.00	5,791.00	
RXFR	Transfer (Regular)	0.00	678,500.00	
WARR	Warrants	715,000.00	0.00	
				-7,772.80
HEG7029	HE AR Geo Minority Teacher	-387.37		
RXFR	Transfer (Regular)	0.00	57,750.00	
WARR	Warrants	57,750.00	0.00	
				-387.37
HEG7030	HE POW/MIA Depend Scholar	-2,895.70		

Fund Transaction by Type

Start Date:7/1/15 End Date:12/31/15

Fund	Fund Description	Beginning Balance		Ending Balance
Type	Type Description	Debits	Credits	
RCPT	Receipt	0.00	40.00	
RXFR	Transfer (Regular)	0.00	410,100.00	
WARR	Warrants	412,797.54	0.00	
				-238.16
HEG7031	HE SEC Effort Scholar	-9,790.00		
RCPT	Receipt	0.00	500.00	
				-10,290.00
HEG7032	He-Sreb Minority Doctoral Sch	-175,000.00		
RXFR	Transfer (Regular)	0.00	25,000.00	
WARR	Warrants	200,000.00	0.00	
				0.00
HEG7033	HE Minority Masters Scholar	-10,234.22		
RCPT	Receipt	0.00	10,000.00	
				-20,234.22
HEG7034	HE Dependents Law Enforcem	-6,698.28		
RXFR	Transfer (Regular)	0.00	151,900.00	
WARR	Warrants	150,280.50	0.00	
				-8,317.78
HEG7036	HE Academic Challenge	-1,208.59		
RXFR	Transfer (Regular)	0.00	10,000,000.00	
WARR	Warrants	10,000,000.00	0.00	
				-1,208.59
HEG7037	HE Governors Scholar Prog	-4,523.14		
RCPT	Receipt	0.00	8,057.00	
RXFR	Transfer (Regular)	0.00	7,395,750.00	
WARR	Warrants	7,402,586.60	0.00	
				-5,743.54
HEG7038	HE Workforce Improvement	-30,663.34		
RCPT	Receipt	0.00	77,593.00	
RXFR	Transfer (Regular)	0.00	715,500.00	
WARR	Warrants	804,875.50	0.00	
				-18,880.84
HEG7040	HE SURF § 19-5-302(11)	-26,286.25		
RCPT	Receipt	0.00	3,638.84	
				-29,925.09
HEG7042	HE Opportunities Act 1229/07	-4,758.69		
RCPT	Receipt	0.00	6,244.00	
RXFR	Transfer (Regular)	0.00	3,106,250.00	
WARR	Warrants	3,110,188.50	0.00	
				-7,064.19
HEG7043	Washington Ctr Scholar Act 11	0.00		
RXFR	Transfer (Regular)	0.00	60,000.00	
WARR	Warrants	60,000.00	0.00	
				0.00
HEG7044	ADHE WEB BASED APP (0700)	-86.80		
RXFR	Transfer (Regular)	0.00	341,000.00	
WARR	Warrants	300,934.50	0.00	
				-40,152.30
HEG7045	Single Parent Schol 1116/09	0.00		
RXFR	Transfer (Regular)	0.00	175,000.00	

Fund Transaction by Type

Start Date:7/1/15 End Date:12/31/15

Fund	Fund Description	Beginning Balance	Ending Balance
Type	Type Description	Debits	Credits
WARR	Warrants	175,000.00	0.00
			0.00
HEG7047	Scholarship Adm 1116/09	-5,458.04	
RXFR	Transfer (Regular)	135,956.45	400,000.00
WARR	Warrants	104,810.57	0.00
			-164,691.02
HEG7048	ADHE-State Teacher ED (0700)	-1,119,288.56	
RCPT	Receipt	0.00	25,944.78
RXFR	Transfer (Regular)	0.00	19,000.00
WARR	Warrants	1,145,338.26	0.00
			-18,895.08
HGA0000	Parks & Tourism	0.00	
AXFR	Advance Transfer	0.00	6,180,000.00
GDIS	Distribution (General Fund)	0.00	5,640,851.70
RXFR	Transfer (Regular)	14,013,789.22	3,318,457.74
			-1,125,520.22
HGA0100	Parks & Tourism	-38,229.80	
RCPT	Receipt	0.00	411.18
RXFR	Transfer (Regular)	9,186,888.64	10,913,576.11
WARR	Warrants	1,392,347.49	0.00
			-372,980.96
HGA0200	Parks & Tourism History Comi	-11,759.35	
RCPT	Receipt	0.00	4.54
RXFR	Transfer (Regular)	549,607.40	899,338.55
WARR	Warrants	316,351.24	0.00
			-45,143.80
HLP0101	Livestock & Poultry § 19-5-302	-2,000.00	
RXFR	Transfer (Regular)	2,000.00	0.00
			0.00
HMA0000	Dept Environmental Quality	0.00	
GDIS	Distribution (General Fund)	0.00	2,163,267.19
RXFR	Transfer (Regular)	1,774,287.76	0.00
			-388,979.43
HMA0100	Dept Environmental Quality	-807,822.22	
RCPT	Receipt	0.00	26,680.97
RXFR	Transfer (Regular)	1,721,463.20	1,774,333.46
WARR	Warrants	323,602.15	0.00
			-563,771.30
HMA0200	ADEQ G&F (930)	-403,015.39	
RCPT	Receipt	0.00	340,000.00
RXFR	Transfer (Regular)	90,586.52	0.00
WARR	Warrants	17,826.67	0.00
			-634,602.20
HMD0000	State Military Dept	-9,529.72	
AXFR	Advance Transfer	0.00	2,086,013.91
GDIS	Distribution (General Fund)	0.00	2,710,266.59
RXFR	Transfer (Regular)	7,273,912.37	2,730,582.69
			-262,480.54
HMD0100	State Military Dept	-110,952.97	
RCPT	Receipt	0.00	100,369.03
RXFR	Transfer (Regular)	1,531,563.61	2,974,663.88

Fund Transaction by Type

Start Date:7/1/15 End Date:12/31/15

Fund	Fund Description	Beginning Balance		Ending Balance
Type	Type Description	Debits	Credits	
WARR	Warrants	1,383,070.73	0.00	
				-271,351.54
HMD0200	State Military Dept CSTP	-5,330.23		
RXFR	Transfer (Regular)	1,121,029.29	1,766,788.02	
WARR	Warrants	482,532.31	0.00	
				-168,556.65
HMD0300	State Military Dept YCP	-116,500.11		
RCPT	Receipt	0.00	1,032,872.77	
RXFR	Transfer (Regular)	798,017.87	385,021.91	
WARR	Warrants	540,203.01	0.00	
				-196,173.91
HMD0400	State Military Dept NGCallup	-10,314.37		
RCPT	Receipt	0.00	5,705.77	
RXFR	Transfer (Regular)	72,277.37	130,071.96	
WARR	Warrants	67,774.65	0.00	
				-6,040.08
HOA0000	Dept Economic Development	-1,312,679.00		
GDIS	Distribution (General Fund)	0.00	5,428,511.09	
RXFR	Transfer (Regular)	6,305,906.16	540,822.56	
				-976,106.49
HOA0100	Dept Economic Development	-13,889,979.68		
RCPT	Receipt	0.00	2,377.74	
RXFR	Transfer (Regular)	16,288,495.55	5,769,358.39	
WARR	Warrants	1,966,947.34	0.00	
				-1,406,272.92
HQA0000	Higher Education	0.00		
GDIS	Distribution (General Fund)	0.00	1,729,311.16	
RXFR	Transfer (Regular)	1,419,627.64	1,265.80	
				-310,949.32
HQA0100	Higher Education	-739,794.77		
RCPT	Receipt	0.00	1,180.06	
RXFR	Transfer (Regular)	1,783,499.43	1,922,730.98	
WARR	Warrants	625,182.55	0.00	
				-255,023.83
HQA0300	HE Recruitment Coordinator	0.00		
RXFR	Transfer (Regular)	20,399.64	60,000.00	
				-39,600.36
HQA0400	ADHE NonRevenue (0700)	-1,322,419.34		
RCPT	Receipt	0.00	45,300.00	
RXFR	Transfer (Regular)	500,000.00	678,538.05	
				-1,546,257.39
HRA0000	Dept AR Heritage	-59,602.00		
AXFR	Advance Transfer	0.00	1,800,000.00	
GDIS	Distribution (General Fund)	0.00	1,562,165.10	
RXFR	Transfer (Regular)	3,241,318.41	245,016.41	
				-425,465.10
HRA0101	DAH Central	-18,791.94		
RXFR	Transfer (Regular)	499,904.96	529,483.83	
WARR	Warrants	47,939.71	0.00	
				-431.10

Fund Transaction by Type

Start Date:7/1/15 End Date:12/31/15

Fund	Fund Description	Beginning Balance	Ending Balance
Type	Type Description	Debits	Credits
HRA0201	DAH AAC General Revenue	-3,385.64	
RXFR	Transfer (Regular)	209,567.54	360,585.14
WARR	Warrants	145,667.38	0.00
			-8,735.86
HRA0301	DAH Old State House	-3,473.86	
RXFR	Transfer (Regular)	456,607.18	599,145.87
WARR	Warrants	134,148.14	0.00
			-11,864.41
HRA0401	DAH Natural Heritage	-1,105.85	
RXFR	Transfer (Regular)	200,280.95	271,013.14
WARR	Warrants	66,531.63	0.00
			-5,306.41
HRA0403	DAH-NHC Gas Royalties (088)	-1,612,544.51	
RCPT	Receipt	0.00	270,158.65
RXFR	Transfer (Regular)	23,395.48	0.00
SDIS	Distribution (Special Fund)	0.00	249,865.22
SPEC	Special Reversing Entry	258,125.23	0.00
WARR	Warrants	56,130.07	0.00
			-1,794,917.60
HRA0501	DAH AR Territorial Capitol	-356.20	
RXFR	Transfer (Regular)	422,479.89	567,727.57
WARR	Warrants	143,820.07	0.00
			-1,783.81
HRA0801	DAH Delta Cultural Center	-5,507.18	
RXFR	Transfer (Regular)	261,558.82	307,600.00
WARR	Warrants	47,613.11	0.00
			-3,935.25
HRA0901	DAH Mosaic Templar Cultural	-21,356.35	
RXFR	Transfer (Regular)	267,335.64	400,334.72
WARR	Warrants	149,196.53	0.00
			-5,158.90
HSA0000	Department of Labor	0.00	
AXFR	Advance Transfer	0.00	981,000.00
GDIS	Distribution (General Fund)	0.00	660,997.08
RXFR	Transfer (Regular)	1,595,701.27	128,953.47
			-175,249.28
HSA0100	Department of Labor	-43,670.51	
COFF	Checks Charged Off	325.00	0.00
RCPT	Receipt	0.00	1,695.93
RXFR	Transfer (Regular)	1,407,286.22	1,820,015.34
WARR	Warrants	413,976.97	0.00
			-43,793.59
HSC0000	State Central Services	-31,741,399.54	
CTAX	Claims & Taxes	4,336.46	50.27
DXFR	Transfer (Deduction)	0.00	87,685,828.72
RADJ	Receipt Adjustment	100.00	1,100.00
RCPT	Receipt	0.00	5,788,036.94
RXFR	Transfer (Regular)	162,898,092.27	58,006,538.29
SDIS	Distribution (Special Fund)	0.00	4,936,729.65
SPEC	Special Reversing Entry	5,099,927.32	0.00
			-20,157,227.36

Fund Transaction by Type

Start Date:7/1/15 End Date:12/31/15

Fund	Fund Description	Beginning Balance	Ending Balance
Type	Type Description	Debits	Credits
HSC0200	State Central Services House	-4,308.89	
RCPT	Receipt	0.00	130.00
RXFR	Transfer (Regular)	1,255,012.97	1,725,015.00
WARR	Warrants	147,008.10	0.00
			-327,432.82
HSC0500	State Central Svcs Senate	-485,312.33	
RXFR	Transfer (Regular)	604,959.30	650,367.66
WARR	Warrants	103,369.03	0.00
			-427,351.66
HSC0900	St Cent Serv-Legislative Audit	-4,666,646.20	
RCPT	Receipt	0.00	12,101.61
RXFR	Transfer (Regular)	13,944,155.07	11,547,724.59
WARR	Warrants	1,786,914.62	0.00
			-495,402.71
HSC1100	State Central Svcs Leg Council	-232,688.77	
RXFR	Transfer (Regular)	6,304,583.84	8,385,464.31
WARR	Warrants	1,584,788.79	0.00
			-728,780.45
HSC1200	State Central Svcs Leg Council	-90,039.58	
RXFR	Transfer (Regular)	50,000.00	650,000.00
WARR	Warrants	537,335.50	0.00
			-152,704.08
HSC1400	State Ctl Svc Gov Mansion Co	-40,789.95	
RCPT	Receipt	0.00	24.53
RXFR	Transfer (Regular)	373,547.47	955,088.90
WARR	Warrants	260,529.88	0.00
			-361,826.03
HSC1800	State Central Svcs Appeals	-32,618.11	
RCPT	Receipt	0.00	2,600.00
RXFR	Transfer (Regular)	1,994,004.41	2,770,283.75
WARR	Warrants	360,253.88	0.00
			-451,243.57
HSC2300	AOC Judicial	-84,674.88	
RCPT	Receipt	0.00	44,432.40
RXFR	Transfer (Regular)	3,737,128.77	7,758,287.43
WARR	Warrants	3,558,961.01	0.00
			-591,304.93
HSC2800	Prosecuting Coordinator	-54,284.13	
RXFR	Transfer (Regular)	513,430.01	710,000.01
WARR	Warrants	88,686.34	0.00
			-162,167.79
HSC3001	DFA Revenue Division Operati	-850,591.04	
CTAX	Claims & Taxes	223.60	0.00
RADJ	Receipt Adjustment	200.00	200.00
RCPT	Receipt	0.00	237,389.84
RXFR	Transfer (Regular)	36,513,341.03	52,463,003.63
SDIS	Distribution (Special Fund)	0.00	3,126,835.55
SPEC	Special Reversing Entry	3,230,202.01	0.00
WARR	Warrants	15,493,698.26	0.00
			-1,440,355.16
HSC3200	AR Supreme Court	-131,301.39	

Fund Transaction by Type

Start Date:7/1/15 End Date:12/31/15

Fund	Fund Description	Beginning Balance		Ending Balance
Type	Type Description	Debits	Credits	
RCPT	Receipt	0.00	627.31	
RXFR	Transfer (Regular)	2,037,092.86	2,720,060.00	
WARR	Warrants	553,411.75	0.00	
				-261,484.09
HSC3400	St Centl Serv-Gov Office-(034)	-60,515.70		
RCPT	Receipt	0.00	2,750.52	
RXFR	Transfer (Regular)	2,325,856.81	2,900,554.64	
WARR	Warrants	413,189.24	0.00	
				-224,774.81
HSC3600	Claims Commission	-46,559.40		
RCPT	Receipt	0.00	1,939.63	
RXFR	Transfer (Regular)	206,350.64	550,001.00	
WARR	Warrants	75,879.99	0.00	
				-316,269.40
HSC3701	PDC Trial Officers	-62,046.51		
RXFR	Transfer (Regular)	9,774,762.46	11,435,262.34	
WARR	Warrants	830,493.05	0.00	
				-892,053.34
HSC3702	PDC User Fees	-1,562,525.01		
COFF	Checks Charged Off	40.00	0.00	
RCPT	Receipt	0.00	1,227,820.90	
RXFR	Transfer (Regular)	458,675.85	4,784.50	
WARR	Warrants	481,893.38	0.00	
				-1,854,521.18
HSC3704	PDC Administration	-144,510.57		
RXFR	Transfer (Regular)	1,157,261.63	2,005,000.00	
WARR	Warrants	491,394.31	0.00	
				-500,854.63
HSC3705	PDC Juvenile Omnibudsmen	-10,453.61		
RXFR	Transfer (Regular)	41,751.30	91,610.00	
WARR	Warrants	2,575.87	0.00	
				-57,736.44
HSC5100	Lt Governors Office	-90,587.16		
RXFR	Transfer (Regular)	500,004.78	600,177.75	
WARR	Warrants	98,604.68	0.00	
				-92,155.45
HSC5300	Attorney General	-86,585.21		
RCPT	Receipt	0.00	47,611.61	
RXFR	Transfer (Regular)	8,450,593.12	10,795,107.52	
WARR	Warrants	2,011,061.49	0.00	
				-467,649.73
HSC5900	Auditor of the State	-398,362.27		
RCPT	Receipt	0.00	4,352.87	
RXFR	Transfer (Regular)	2,000,248.61	16,725,799.87	
WARR	Warrants	14,618,534.29	0.00	
				-509,732.11
HSC6000	Land Department	-46,413.30		
RCPT	Receipt	0.00	1,618.58	
RXFR	Transfer (Regular)	295,205.61	1,895,000.00	
WARR	Warrants	1,395,272.69	0.00	
				-252,553.58

Fund Transaction by Type

Start Date:7/1/15 End Date:12/31/15

Fund	Fund Description	Beginning Balance		Ending Balance
Type	Type Description	Debits	Credits	
HSC6101	St Cent Serv-DFA Adm Svcs-(6	-116,349.81		
RCPT	Receipt	0.00	5,508.35	
RXFR	Transfer (Regular)	13,397,575.65	16,092,114.56	
WARR	Warrants	2,434,403.92	0.00	
				-381,993.15
HSC6102	DFA Management Services IT	-1,711,540.38		
RCPT	Receipt	0.00	53.16	
RXFR	Transfer (Regular)	4,100,000.00	18,957,877.73	
WARR	Warrants	15,934,305.98	0.00	
				-635,165.29
HSC6199	DFA MCF Balance Transfer	-12,604,856.48		
RXFR	Transfer (Regular)	42,604,856.48	51,327,627.02	
				-21,327,627.02
HSC6300	Secretary of the State	-376,761.18		
RCPT	Receipt	0.00	109,667.36	
RXFR	Transfer (Regular)	862.02	7,670,583.77	
WARR	Warrants	7,481,175.22	0.00	
				-674,975.07
HSC6900	Treasurer of the State	-137,693.13		
RCPT	Receipt	0.00	3,014.07	
RXFR	Transfer (Regular)	1,582,283.94	2,831,549.08	
WARR	Warrants	1,147,256.71	0.00	
				-242,715.63
HTD0100	Tax Division Fund-Oper	-1,689,839.83		
RXFR	Transfer (Regular)	380,503.37	516,590.84	
WARR	Warrants	166,441.50	0.00	
				-1,659,485.80
HUA0000	Miscellaneous Agencies	-3,232,336.39		
AXFR	Advance Transfer	0.00	25,143,000.00	
GDIS	Distribution (General Fund)	0.00	7,122,530.59	
RXFR	Transfer (Regular)	38,591,396.93	6,556,328.59	
				-3,462,798.64
HUA0101	Council State Govts Dues	0.00		
RXFR	Transfer (Regular)	0.00	119,445.00	
WARR	Warrants	119,445.00	0.00	
				0.00
HUA0102	Natl Conf State Legislators	0.00		
RXFR	Transfer (Regular)	0.00	155,538.00	
WARR	Warrants	155,538.00	0.00	
				0.00
HUA0104	Nat'l Assoc Budget Officers	0.00		
RXFR	Transfer (Regular)	0.00	18,500.00	
WARR	Warrants	18,500.00	0.00	
				0.00
HUA0106	Nat'l Governors Assoc Center	0.00		
RXFR	Transfer (Regular)	0.00	83,800.00	
WARR	Warrants	83,800.00	0.00	
				0.00
HUA0107	Southern States Energy Bd	0.00		
RXFR	Transfer (Regular)	0.00	31,027.00	
WARR	Warrants	31,027.00	0.00	

Fund Transaction by Type

Start Date:7/1/15 End Date:12/31/15

Fund	Fund Description	Beginning Balance		Ending Balance
Type	Type Description	Debits	Credits	
HUA0108	Interstate Mining Compact			0.00
RXFR	Transfer (Regular)	0.00	17,170.00	
WARR	Warrants	17,170.00	0.00	
HUA0109	Nat'l Conf Insurance Leg			0.00
RXFR	Transfer (Regular)	0.00	10,000.00	
WARR	Warrants	10,000.00	0.00	
HUA0110	Nat'l Conf Uniform State Law			0.00
RXFR	Transfer (Regular)	0.00	42,203.00	
WARR	Warrants	42,203.00	0.00	
HUA0111	DHS Research Grants			0.00
RXFR	Transfer (Regular)	693,000.00	693,000.00	
HUA0112	Prostate Cancer Foundation			-10,317.81
RXFR	Transfer (Regular)	61.19	64,907.27	
SDIS	Distribution (Special Fund)	0.00	62,771.00	
SPEC	Special Reversing Entry	64,907.27	61.19	
WARR	Warrants	62,741.29	0.00	
HUA0113	DFA-Ach Intsive Care Nrsy-(62			0.00
RXFR	Transfer (Regular)	1,220,594.00	1,220,594.00	
HUA0114	DFA-Low Lvl Radioactv Wst-(6			0.00
RXFR	Transfer (Regular)	0.00	5,000.00	
WARR	Warrants	5,000.00	0.00	
HUA0115	Planning/Development Grants			0.00
RXFR	Transfer (Regular)	0.00	180,000.00	
WARR	Warrants	180,000.00	0.00	
HUA0116	Interstate Metro Plan			0.00
RXFR	Transfer (Regular)	0.00	45,000.00	
WARR	Warrants	45,000.00	0.00	
HUA0118	Intrastate MetroPlan			0.00
RXFR	Transfer (Regular)	0.00	45,000.00	
WARR	Warrants	45,000.00	0.00	
HUA0119	Public Defender Central Svc			0.00
RXFR	Transfer (Regular)	0.00	8,593.00	
WARR	Warrants	34,372.00	0.00	
HUA0120	ACH Reproductive Health			0.00
RXFR	Transfer (Regular)	594,000.00	594,000.00	
HUA0121	Criminal Detention Comm			-134.82
RXFR	Transfer (Regular)	148.68	2,290.67	

Fund Transaction by Type

Start Date:7/1/15 End Date:12/31/15

Fund	Fund Description	Beginning Balance	Ending Balance	
Type	Type Description	Debits	Credits	
WARR	Warrants	2,184.83	0.00	-91.98
HUA0122	Nat'l Assoc Attorney General	0.00		
RXFR	Transfer (Regular)	0.00	38,344.00	
WARR	Warrants	38,344.00	0.00	0.00
HUA0123	State/Local Legal Center	0.00		
RXFR	Transfer (Regular)	0.00	6,500.00	
WARR	Warrants	6,500.00	0.00	0.00
HUA0124	Public Admin Consortium	0.00		
RXFR	Transfer (Regular)	0.00	37,500.00	
WARR	Warrants	37,500.00	0.00	0.00
HUA0125	Agri Marketing Grants	0.00		
RXFR	Transfer (Regular)	0.00	375,000.00	
WARR	Warrants	375,000.00	0.00	0.00
HUA0126	Innovation/Develop 1499/09	0.00		
RXFR	Transfer (Regular)	274,999.00	274,999.00	0.00
HUA0127	Museum of Discovery	0.00		
RXFR	Transfer (Regular)	0.00	50,000.00	
WARR	Warrants	50,000.00	0.00	0.00
HUA0128	ACH Burn Ctr Act 1290/07	0.00		
RXFR	Transfer (Regular)	990,000.00	990,000.00	0.00
HUA0129	Juvenile Offenders Transport	-5,554.72		
RXFR	Transfer (Regular)	0.00	71,852.16	
WARR	Warrants	70,677.00	0.00	-6,729.88
HUA0130	UAMS Child A/R/DV	-1,377.28		
RXFR	Transfer (Regular)	0.00	26,682.31	
WARR	Warrants	22,909.50	0.00	-5,150.09
HUA0131	UAMS Child Welfare Restruct	-7,944.73		
RXFR	Transfer (Regular)	0.00	140,959.06	
WARR	Warrants	119,545.09	0.00	-29,358.70
HUA0132	Assoc General Contractors	0.00		
RXFR	Transfer (Regular)	0.00	10,000.00	
WARR	Warrants	10,000.00	0.00	0.00
HUA0134	The Energy Council	0.00		
RXFR	Transfer (Regular)	0.00	38,400.00	
WARR	Warrants	38,400.00	0.00	0.00
HUA0136	Fire Prevention Commission	-3,595.75		
RXFR	Transfer (Regular)	433.29	7,199.37	

Fund Transaction by Type

Start Date:7/1/15 End Date:12/31/15

Fund	Fund Description	Beginning Balance	Ending Balance	
Type	Type Description	Debits	Credits	
WARR	Warrants	10,361.83	0.00	0.00
HUA0137	AR Wine Producers Council	0.00		0.00
RXFR	Transfer (Regular)	0.00	5,000.00	
WARR	Warrants	5,000.00	0.00	0.00
HUA0138	Delta Regional Authority	0.00		0.00
RXFR	Transfer (Regular)	0.00	211,914.10	
WARR	Warrants	211,914.10	0.00	0.00
HUA0142	S Reg Ed Board Dues	0.00		0.00
RXFR	Transfer (Regular)	0.00	204,453.00	
WARR	Warrants	204,453.00	0.00	0.00
HUA0143	Multistate Tax Commission	0.00		0.00
RXFR	Transfer (Regular)	0.00	268,926.00	
WARR	Warrants	268,926.00	0.00	0.00
HUA0144	Federation Tax Administrator	0.00		0.00
RXFR	Transfer (Regular)	16,908.00	16,908.00	
HUA0146	Assoc Racing Commissioners	0.00		0.00
RXFR	Transfer (Regular)	0.00	17,000.00	
WARR	Warrants	17,000.00	0.00	0.00
HUA0229	AR Fair Housing Commission	-4,779.39		0.00
RXFR	Transfer (Regular)	117,345.24	151,015.70	
WARR	Warrants	21,764.25	0.00	-16,685.60
HUA022F	FHC Fed Reminbursement Proc	-1,131,126.68		-1,359,723.31
RCPT	Receipt	0.00	466,456.90	
RXFR	Transfer (Regular)	148,613.78	0.01	
WARR	Warrants	89,246.50	0.00	
HUA0300	Disabled Veteran's Operations	-3,158.49		-722.09
RXFR	Transfer (Regular)	15,568.46	16,000.00	
WARR	Warrants	2,867.94	0.00	
HUA0400	Veterans Child Welfare-Oprs-(-16,166.84		-4,942.58
RXFR	Transfer (Regular)	67,274.30	86,000.00	
WARR	Warrants	29,949.96	0.00	
HUA0500	War Memorial Stadium Comm	-48,354.58		-4,702.75
RXFR	Transfer (Regular)	247,331.49	502,000.00	
WARR	Warrants	298,320.34	0.00	
HUA0600	Waterways Commission Oper:	-3,814.73		-3,991.52
RXFR	Transfer (Regular)	102,825.61	137,500.00	
WARR	Warrants	34,497.60	0.00	

Fund Transaction by Type

Start Date:7/1/15 End Date:12/31/15

Fund	Fund Description	Beginning Balance		Ending Balance
Type	Type Description	Debits	Credits	
HUA0701	AHTD NOAA			
		-1,539.42		
RXFR	Transfer (Regular)	1,539.42	2,004.77	
WARR	Warrants	1,597.87	0.00	
				-406.90
HUA0702	AHTD Transportation Projects			
		0.00		
RXFR	Transfer (Regular)	0.00	346,393.00	
WARR	Warrants	346,393.00	0.00	
				0.00
HUA0800	ASTA Operating			
		-931,167.35		
RXFR	Transfer (Regular)	294,391.32	0.00	
WARR	Warrants	576,126.16	0.00	
				-60,649.87
HUA0801	AEDC-SciTech Oper (790)			
		0.00		
RCPT	Receipt	0.00	12,575.03	
RXFR	Transfer (Regular)	268,608.76	691,643.75	
WARR	Warrants	253,732.60	0.00	
				-181,877.42
HUA0900	Elec Comm-Oprs-(232)			
		-212,437.89		
RXFR	Transfer (Regular)	329,413.55	275,000.00	
WARR	Warrants	148,183.10	0.00	
				-9,841.24
HUA1100	Spinal Cord Commission			
		-166,556.92		
RCPT	Receipt	0.00	1,596.37	
RXFR	Transfer (Regular)	583,514.31	968,763.22	
WARR	Warrants	507,678.07	0.00	
				-45,724.13
HUA1501	UAMS Rural Med Practice			
		0.00		
RXFR	Transfer (Regular)	0.00	325,076.00	
WARR	Warrants	325,076.00	0.00	
				0.00
HUA1502	UAMS Rural Nursing Practice			
		0.00		
RXFR	Transfer (Regular)	0.00	200,000.00	
WARR	Warrants	200,000.00	0.00	
				0.00
HUA1503	UAMS Poison & Drug Info Cen			
		0.00		
RXFR	Transfer (Regular)	0.00	291,552.00	
WARR	Warrants	291,552.00	0.00	
				0.00
HUA1504	Ctr for Hlth Imp Act 294 '14s22			
		0.00		
RXFR	Transfer (Regular)	0.00	494,905.00	
WARR	Warrants	494,905.00	0.00	
				0.00
HUA1800	Martin Luther King-Gr-Oprs-(3)			
		-5,605.22		
RXFR	Transfer (Regular)	81,745.17	126,000.00	
WARR	Warrants	32,801.63	0.00	
				-17,058.42
HUA1900	Minority Health Operating			
		-35,568.41		
RXFR	Transfer (Regular)	121,156.64	98,948.96	
WARR	Warrants	7,652.93	0.00	
				-5,707.80

Fund Transaction by Type

Start Date:7/1/15 End Date:12/31/15

Fund	Fund Description	Beginning Balance		Ending Balance
Type	Type Description	Debits	Credits	
HUA2201	DVA Veterans Services	-37,019.85		
RCPT	Receipt	0.00	63.46	
RXFR	Transfer (Regular)	698,679.05	963,000.00	
WARR	Warrants	248,754.66	0.00	
				-52,649.60
HUA2202	DVA Veterans Home	-56.00		
RXFR	Transfer (Regular)	56.00	0.00	
				0.00
HUA2203	DVA Veterans Cemetery	-3,769.01		
RXFR	Transfer (Regular)	107,943.73	214,000.00	
WARR	Warrants	84,148.01	0.00	
				-25,677.27
HUA2300	AR Ethics Commission	-60,280.38		
RCPT	Receipt	0.00	72.68	
RXFR	Transfer (Regular)	297,764.60	344,000.00	
WARR	Warrants	73,636.47	0.00	
				-32,951.99
HUA2400	Tobacco Control Board-Oprs-(-93,000.94		
RADJ	Receipt Adjustment	4,275.00	0.00	
RCPT	Receipt	0.00	1,620.75	
RXFR	Transfer (Regular)	317,018.54	411,214.31	
WARR	Warrants	135,623.93	0.00	
				-48,918.53
HUA2500	Department of Rural Services	-30,235.17		
RXFR	Transfer (Regular)	13,682.89	0.00	
WARR	Warrants	16,552.28	0.00	
				0.00
HUA2501	Gen Improvement AdminFee (I	-27,374.47		
RXFR	Transfer (Regular)	26,900.28	0.00	
WARR	Warrants	474.19	0.00	
				0.00
HUA2502	AEDC-Rural Srvs Div (790)	0.00		
RCPT	Receipt	0.00	116.08	
RXFR	Transfer (Regular)	96,935.58	385,474.65	
WARR	Warrants	241,829.65	0.00	
				-46,825.50
HUA2503	AEDC-RS-GIF Admn Fee (790)	0.00		
RXFR	Transfer (Regular)	0.00	26,900.28	
WARR	Warrants	648.50	0.00	
				-26,251.78
HUA2600	State Building Authority	-124,306.79		
RXFR	Transfer (Regular)	124,241.27	0.00	
				-65.52
HUA2601	DFA Building Auth (615)	0.00		
RXFR	Transfer (Regular)	1,123,101.63	1,356,306.07	
WARR	Warrants	107,901.23	0.00	
				-125,303.21
HUA2700	Capitol Zoning Commission	-6,169.56		
RXFR	Transfer (Regular)	106,806.58	132,000.00	
WARR	Warrants	29,824.92	0.00	

Fund Transaction by Type

Start Date:7/1/15 End Date:12/31/15

Fund	Fund Description	Beginning Balance			Ending Balance
Type	Type Description	Debits	Credits		
					-1,538.06
HUA2800	Judicial Disc&Disabl Comm (0	-74,761.64			
RCPT	Receipt	0.00	1,025.96		
RXFR	Transfer (Regular)	293,551.67	343,450.14		
WARR	Warrants	99,091.26	0.00		
					-26,594.81
HUA3100	Racing Commission	-173,225.61			
RXFR	Transfer (Regular)	588,524.33	576,000.00		
WARR	Warrants	101,297.28	0.00		
					-59,404.00
HUA3200	Parole Board	-36,817.11			
RCPT	Receipt	0.00	18.45		
RXFR	Transfer (Regular)	844,792.67	1,109,097.50		
WARR	Warrants	178,935.89	0.00		
					-122,204.50
HUA3511	L/P State Show Premium § 19-	0.00			
RXFR	Transfer (Regular)	0.00	118,777.00		
WARR	Warrants	118,777.00	0.00		
					0.00
HUA3512	L/P District Premiums § 19-5-3	0.00			
RXFR	Transfer (Regular)	0.00	142,533.00		
WARR	Warrants	142,533.00	0.00		
					0.00
HUA3513	L/P County Premiums § 19-5-3	-1,716.78			
RXFR	Transfer (Regular)	1,716.78	356,332.00		
WARR	Warrants	355,832.00	0.00		
					-500.00
HUA3515	L/P ARSHS Rodeo Assoc § 19-	0.00			
RXFR	Transfer (Regular)	0.00	19,796.00		
WARR	Warrants	19,796.00	0.00		
					0.00
HUA3516	L/P 4 State Premiums § 19-5-3i	0.00			
RXFR	Transfer (Regular)	0.00	23,755.00		
WARR	Warrants	23,755.00	0.00		
					0.00
HUA3517	L/P FFA Club Reimb § 19-5-30:	0.00			
RXFR	Transfer (Regular)	0.00	19,796.00		
WARR	Warrants	19,796.00	0.00		
					0.00
HUA3519	L/P 4H Club § 19-5-302(9)	0.00			
RXFR	Transfer (Regular)	0.00	19,796.00		
WARR	Warrants	19,796.00	0.00		
					0.00
HUA3700	ACL CLEST	-48,827.75			
RCPT	Receipt	0.00	8,706.80		
RXFR	Transfer (Regular)	1,057,431.35	1,605,876.95		
WARR	Warrants	520,804.81	0.00		
					-85,175.34
HUA3701	911 Training & Ed §19-5-302(9)	-52,837.14			
RCPT	Receipt	0.00	200,000.00		

Fund Transaction by Type

Start Date:7/1/15 End Date:12/31/15

Fund	Fund Description	Beginning Balance		Ending Balance
Type	Type Description	Debits	Credits	
RXFR	Transfer (Regular)	30,531.35	0.00	
WARR	Warrants	40,676.71	0.00	
				-181,629.08
HUA3800	ACL GR Operations	-325,910.89		
RCPT	Receipt	0.00	822,684.19	
RXFR	Transfer (Regular)	3,992,041.48	4,520,022.58	
SDIS	Distribution (Special Fund)	0.00	783,283.37	
SPEC	Special Reversing Entry	809,177.03	0.00	
WARR	Warrants	1,356,091.56	0.00	
				-294,590.96
HUA4000	ADEM	-1,945.16		
RXFR	Transfer (Regular)	77.41	0.00	
				-1,867.75
HUA4024	EMP General Revenue (0995)	-66,908.00		
RXFR	Transfer (Regular)	1,041,908.00	1,025,000.00	
				-50,000.00
HUA4029	EmerMgmt Per GRT (0995)	-14,051.73		
RCPT	Receipt	0.00	25,974.61	
RXFR	Transfer (Regular)	91,223.91	81,423.71	
WARR	Warrants	30,226.14	0.00	
				0.00
HUA4032	EMPG Gen Fund 14 (0995)	-110,943.91		
RCPT	Receipt	0.00	865,074.06	
RXFR	Transfer (Regular)	1,451,652.66	1,026,916.69	
WARR	Warrants	431,558.94	0.00	
				-119,723.06
HUA4060	ADEM Homeland Security GR	-7,589.88		
RXFR	Transfer (Regular)	5,733.14	1,000.00	
WARR	Warrants	2,200.46	0.00	
				-656.28
HUA4080	ADEM 100% State M&R	-1,598.98		
RXFR	Transfer (Regular)	0.00	279.12	
WARR	Warrants	1,394.25	0.00	
				-483.85
HUA4100	ABC Administration	-1,058.27		
RCPT	Receipt	0.00	1,259.25	
RXFR	Transfer (Regular)	327,296.72	433,000.00	
WARR	Warrants	71,533.67	0.00	
				-36,487.13
HUA4200	ABC Enforcement	-41,024.65		
RCPT	Receipt	0.00	137.28	
RXFR	Transfer (Regular)	521,926.48	688,613.73	
WARR	Warrants	143,375.72	0.00	
				-64,473.46
HUA4400	Geology Department	-93,534.20		
RCPT	Receipt	0.00	423.66	
RXFR	Transfer (Regular)	764,981.04	916,776.66	
WARR	Warrants	188,923.05	0.00	
				-56,830.43
HUA4700	HUA-Assmt Coord Dept	-2,704,042.88		
RCPT	Receipt	0.00	610.69	

Fund Transaction by Type

Start Date:7/1/15 End Date:12/31/15

Fund	Fund Description	Beginning Balance		Ending Balance
Type	Type Description	Debits	Credits	
RXFR	Transfer (Regular)	1,409,409.31	1,174,143.99	
WARR	Warrants	624,417.40	0.00	
				-1,844,970.85
HUA4800	ASWCC General Revenue		-746,918.52	
RXFR	Transfer (Regular)	1,301,684.21	3,149,153.73	
WARR	Warrants	2,232,813.53	0.00	
				-361,574.51
HUA5000	Ins Dept PECD Administration		-12,286.79	
RCPT	Receipt	0.00	1,090.08	
RXFR	Transfer (Regular)	1,517,533.46	1,675,961.58	
WARR	Warrants	159,054.27	0.00	
				-12,750.72
HUA5100	OMIG-State (0035)		0.00	
RCPT	Receipt	0.00	123.83	
RXFR	Transfer (Regular)	336,422.92	498,575.16	
WARR	Warrants	87,391.54	0.00	
				-74,884.53
HUA6100	DFA DLEP Grants		-356,497.46	
RXFR	Transfer (Regular)	356,497.46	0.00	
				0.00
HUA6101	DFA DLEP Grants		-509,204.40	
RXFR	Transfer (Regular)	534,228.62	194,167.15	
WARR	Warrants	155,182.13	0.00	
				-13,960.80
HUA6501	Health Services Operating		-295,296.98	
RCPT	Receipt	0.00	30,510.45	
RXFR	Transfer (Regular)	172,361.71	138,435.64	
WARR	Warrants	44,857.69	0.00	
				-247,023.67
HUA6510	HSPA DDPC 02		-833.38	
RXFR	Transfer (Regular)	48,909.40	54,434.31	
WARR	Warrants	200.00	0.00	
				-6,158.29
HUA7001	AR Geographic Info 296/09		-6,046.69	
RCPT	Receipt	0.00	6,740.53	
RXFR	Transfer (Regular)	397,672.89	626,409.65	
WARR	Warrants	190,543.25	0.00	
				-50,980.73
HUA7100	OHIT State Operations		-267,720.09	
RXFR	Transfer (Regular)	0.00	498,000.00	
WARR	Warrants	638,912.68	0.00	
				-126,807.41
HUA9303	ADEQ Commission Expenses		-30.24	
RXFR	Transfer (Regular)	0.00	3,500.00	
WARR	Warrants	3,483.23	0.00	
				-47.01
HUA9700	National Guard Museum		-5,171.33	
RXFR	Transfer (Regular)	28,026.05	35,000.00	
WARR	Warrants	10,695.72	0.00	
				-1,449.56

Fund Transaction by Type

Start Date:7/1/15 End Date:12/31/15

Fund	Fund Description	Beginning Balance		Ending Balance
Type	Type Description	Debits	Credits	
HUA9800	Sentencing Commission			-4,534.66
RXFR	Transfer (Regular)	156,738.27	250,000.00	
WARR	Warrants	47,810.34	0.00	
				-49,986.05
JAA0000	Public School Fund			-8,483,740.27
AXFR	Advance Transfer	0.00	30,545,485.60	
GDIS	Distribution (General Fund)	0.00	1,050,434,262.33	
RCPT	Receipt	0.00	899,898.00	
RXFR	Transfer (Regular)	1,173,888,097.38	289,050,856.15	
				-205,526,144.97
JAA0200	Public School Education			0.00
RXFR	Transfer (Regular)	91,028,301.24	91,028,301.24	
				0.00
JAA0400	Public Sch-2dq Empl Blnkt Prq			0.00
RXFR	Transfer (Regular)	104,020.00	104,020.00	
				0.00
JAA1001	PSF-Sae			-16,647,202.01
RXFR	Transfer (Regular)	0.00	897,913,255.10	
WARR	Warrants	913,651,849.00	0.00	
				-908,608.11
JAA1002	PSF-Misc Programs-(500)			-28,473,294.25
RCPT	Receipt	0.00	4,602,384.54	
RXFR	Transfer (Regular)	8,245,157.79	268,609,470.46	
WARR	Warrants	286,349,097.93	0.00	
				-7,090,893.53
JAA1004	AR Public School Computer N			-2,627,394.61
RCPT	Receipt	0.00	2,322.00	
RXFR	Transfer (Regular)	1,269,605.79	9,032,847.70	
WARR	Warrants	7,587,591.30	0.00	
				-2,805,367.22
JAA1005	PSF-Crt Ordered Deseg-(500)			-4,479.00
LCRT	General Letter of Cert	0.00	41,869,079.00	
RXFR	Transfer (Regular)	4,479.00	0.00	
WARR	Warrants	35,887,782.00	0.00	
				-5,981,297.00
JAA1006	Public School Teachers Salary			-161,122.29
RXFR	Transfer (Regular)	735,674.50	720,085.81	
SDIS	Distribution (Special Fund)	0.00	696,171.22	
SPEC	Special Reversing Entry	720,085.81	900.65	
				-122,519.66
JAA1009	ADE Education Renewal Zone:			-1,181,779.48
RXFR	Transfer (Regular)	75,668.46	250,082.40	
WARR	Warrants	746,293.84	0.00	
				-609,899.58
JAA1011	PS AR Better Chance			-4,004,848.58
RCPT	Receipt	0.00	2,916.00	
RXFR	Transfer (Regular)	1,998,000.00	68,566,500.00	
WARR	Warrants	68,234,562.76	0.00	
				-2,341,701.82
JAA1014	ERATE Credits - DIS (0500)			0.00
RCPT	Receipt	0.00	30,411.74	

Fund Transaction by Type

Start Date:7/1/15 End Date:12/31/15

Fund	Fund Description	Beginning Balance		Ending Balance
Type	Type Description	Debits	Credits	
RXFR	Transfer (Regular)	30,411.74	0.00	
				0.00
JAA1017	Broadband FacMatchGr (0500)	-995,363.65		
RCPT	Receipt	0.00	23,471.60	
				-1,018,835.25
JAA1018	OE Charter Fac (0500)	0.00		
RXFR	Transfer (Regular)	0.00	5,000,000.00	
WARR	Warrants	2,083,334.00	0.00	
				-2,916,666.00
JSL0000	State Library	-227,157.42		
AXFR	Advance Transfer	0.00	664,000.00	
GDIS	Distribution (General Fund)	0.00	1,697,545.34	
RXFR	Transfer (Regular)	0.00	13,000.00	
WARR	Warrants	2,431,905.00	0.00	
				-169,797.76
JWE0000	Public Sch-Career Ed	0.00		
GDIS	Distribution (General Fund)	0.00	16,261,703.25	
RXFR	Transfer (Regular)	13,424,336.68	86,668.00	
				-2,924,034.57
JWE0200	PSF for AR Works	-242,709.75		
RXFR	Transfer (Regular)	18,516.47	0.00	
WARR	Warrants	116,215.68	0.00	
				-107,977.60
JWE0300	Public Sch-Workforce Ed	-1,190,163.91		
RCPT	Receipt	0.00	79,912.86	
RXFR	Transfer (Regular)	646,152.50	6,702,501.57	
WARR	Warrants	5,145,161.56	0.00	
				-2,181,264.28
JWE0500	Public Sch-Workforce Ed	-2,183,462.19		
RXFR	Transfer (Regular)	43,334.00	11,823,788.18	
WARR	Warrants	10,962,613.31	0.00	
				-3,001,303.06
KBH5604	82nd Proj-1CM Dig Network	-99,904.00		
RXFR	Transfer (Regular)	3,617.60	0.00	
				-96,286.40
KBH9702	82nd Prj-2AT Cp Robns Army	-188,629.40		
WARR	Warrants	23,694.20	0.00	
				-164,935.20
KBJ5601	83rd Ses Proj-4bj Satellite Bd	-89,190.87		
RXFR	Transfer (Regular)	4,421.51	86.25	
WARR	Warrants	10,128.50	0.00	
				-74,727.11
KBJ9701	83rd Ses Proj-4eq Armories R	-117.80		
WARR	Warrants	117.80	0.00	
				0.00
KBK0000	84th Session Legislative	0.00		
RXFR	Transfer (Regular)	26,971.29	26,971.29	
				0.00
KBK5161	AETN General Network	-26,971.29		
RXFR	Transfer (Regular)	26,971.29	0.00	

Fund Transaction by Type

Start Date:7/1/15 End Date:12/31/15

Fund	Fund Description	Beginning Balance		Ending Balance
Type	Type Description	Debits	Credits	
				0.00
KBL92VW	Armories	-123,632.00		
WARR	Warrants	222.60	0.00	
				-123,409.40
KBM0000	86th Legislative GIF §19-5-100	0.00		
RXFR	Transfer (Regular)	12,775.44	12,775.44	
				0.00
KBM048C	AR Firefighters Mem	-4,948.00		
WARR	Warrants	3,013.23	0.00	
				-1,934.77
KBM148E	Lignite Study	-32,193.67		
WARR	Warrants	32,193.67	0.00	
				0.00
KBM152Q	Regional Econ Dev	-12.50		
RXFR	Transfer (Regular)	12.50	0.00	
				0.00
KBM440G	Annual Festivals	-1.00		
RXFR	Transfer (Regular)	1.00	0.00	
				0.00
KBM647Y	Career Ctr Bauxite	-16,954.47		
WARR	Warrants	16,954.47	0.00	
				0.00
KBM751Z	City/County Grants	-1,171,527.52		
WARR	Warrants	78,008.00	0.00	
				-1,093,519.52
KBMB53V	ADA Requirements	-169,472.92		
WARR	Warrants	67,217.17	0.00	
				-102,255.75
KBME44L	Fire Depts	-13,372.22		
RXFR	Transfer (Regular)	12,761.94	0.00	
WARR	Warrants	610.28	0.00	
				0.00
KBN0000	87th Legislative GIF 1443/09	0.00		
RXFR	Transfer (Regular)	47,860.94	47,860.94	
				0.00
KBN162L	County Hospitals 1443/09	-2,000.00		
RXFR	Transfer (Regular)	2,000.00	0.00	
				0.00
KBN170E	Clinton School Opr87 1443/09	-654.25		
RXFR	Transfer (Regular)	654.25	0.00	
				0.00
KBN171Q	NatRes ResrchCntr-87 1443/09	-67,498.29		
WARR	Warrants	23,995.94	0.00	
				-43,502.35
KBN378P	ABA-VariousProj-87 1443/09	-374,849.27		
RXFR	Transfer (Regular)	374,849.27	0.00	
				0.00
KBN478M	Dairy Stabilz Prog87 1443/09	-9.16		
RXFR	Transfer (Regular)	9.16	0.00	
				0.00

Fund Transaction by Type

Start Date:7/1/15 End Date:12/31/15

Fund	Fund Description	Beginning Balance			Ending Balance
Type	Type Description	Debits	Credits		
KBN566Q	SchBus Safety Eq87 1443/09	-35,934.31			
RXFR	Transfer (Regular)	35,934.31	0.00		0.00
KBN581U	GR Reclaimed (0552)	-5,803.20			
WARR	Warrants	5,803.06	0.00		-0.14
KBN581V	GR Reclaimed (0582)	-399.47			
RXFR	Transfer (Regular)	399.47	0.00		0.00
KBN669Q	AR Fallen Fire Mem87 1443/09	-50,000.00			
WARR	Warrants	609.86	0.00		-49,390.14
KBN6T83	DFA-BA-VariousPrj-87 (615)	0.00			
RXFR	Transfer (Regular)	0.00	374,849.27		
WARR	Warrants	48,108.60	0.00		-326,740.67
KBN762K	DAS Comm Org Grts-87 1443/09	-500.00			
RXFR	Transfer (Regular)	500.00	0.00		0.00
KBN780D	Pub Wrks Proj-87 1443/09	-1,206,840.00			
WARR	Warrants	350,000.00	0.00		-856,840.00
KBN878X	StOwnd RealPrp/Fac87 1443/09	-1,365.45			
RXFR	Transfer (Regular)	1,085.45	0.00		
WARR	Warrants	280.00	0.00		0.00
KBN967F	Black Hist CmsnExp87 1443/09	-432.55			
RXFR	Transfer (Regular)	432.55	0.00		0.00
KBNA62H	Various GIF Grnts-87 1443/09	-3,750.00			
RXFR	Transfer (Regular)	3,750.00	0.00		0.00
KBNA68J	Infrastructure Grt87 1443/09	-88,750.00			
WARR	Warrants	19,800.00	0.00		-68,950.00
KBNB62H	Various GIF Grnts-87 1443/09	-3,750.00			
RXFR	Transfer (Regular)	3,750.00	0.00		0.00
KBP0000	88th Session Leg GIF§19-5-101	0.00			
RXFR	Transfer (Regular)	1,205.70	1,205.70		0.00
KBP395B	Natl Science Foundation Matcl	-9,492.54			
RXFR	Transfer (Regular)	9,492.54	0.00		0.00
KBP5F60	GR Reclaimed FY12 (0522)	-5,159.30			
WARR	Warrants	3,100.48	0.00		-2,058.82
KBP5F61	GR Reclaimed FY12 (0582)	-5.70			
RXFR	Transfer (Regular)	5.70	0.00		0.00

Fund Transaction by Type

Start Date:7/1/15 End Date:12/31/15

Fund	Fund Description	Beginning Balance	Ending Balance	
Type	Type Description	Debits	Credits	
KBP796F	Public Works/Job Training	-1,262,025.82		
WARR	Warrants	220,076.03	0.00	
				-1,041,949.79
KBP796G	Training Incentives	-52,766.34		
RXFR	Transfer (Regular)	1,200.00	600.00	
WARR	Warrants	14,389.98	0.00	
				-37,776.36
KBP7T91	African Amer Cemeter (790)	0.00		
RXFR	Transfer (Regular)	0.00	9,857.00	
				-9,857.00
KBP7U15	AEDC-Sci/Tech NSF (790)	0.00		
RXFR	Transfer (Regular)	0.00	9,492.54	
				-9,492.54
KBP996A	Realty Improvements	-3,222,893.53		
WARR	Warrants	10,625.00	0.00	
				-3,212,268.53
KBPB89V	African American Cemeteries	-9,857.00		
RXFR	Transfer (Regular)	9,857.00	0.00	
				0.00
KBQ0000	89th Session GIF Leg 19-5-100	0.00		
RXFR	Transfer (Regular)	1,555,589.42	1,555,589.42	
				0.00
KBQ1G31	ASU Human/Social Sciences E	-4,000,000.00		
WARR	Warrants	3,587,032.30	0.00	
				-412,967.70
KBQ1H58	NWACC Deferred Maintenance	-50,000.00		
WARR	Warrants	48,588.96	0.00	
				-1,411.04
KBQ1I65	UAF Nanoscale Sci/Engineerir	-2,774,142.03		
WARR	Warrants	307,844.95	0.00	
				-2,466,297.08
KBQ1J04	ASU Const/Maint/Library	-915,457.69		
WARR	Warrants	915,457.69	0.00	
				0.00
KBQ1J05	UA Const/Maint/Library	-275,228.44		
WARR	Warrants	237,548.63	0.00	
				-37,679.81
KBQ1J12	UAM Const/Maint/Library	-254,583.47		
WARR	Warrants	22,368.64	0.00	
				-232,214.83
KBQ1J14	NWACC Const/Maint/Library	-24,259.14		
WARR	Warrants	16,471.23	0.00	
				-7,787.91
KBQ1J32	UACCH Const/Maint/Library	-1,004,596.15		
WARR	Warrants	822,254.02	0.00	
				-182,342.13
KBQ1J34	PCCUA Const/Maint/Library	-162,322.40		
RXFR	Transfer (Regular)	162,322.40	0.00	
				0.00
KBQ1J64	ASUN MAked Tree Grounds	-100,734.23		

Fund Transaction by Type

Start Date:7/1/15 End Date:12/31/15

Fund	Fund Description	Beginning Balance		Ending Balance
Type	Type Description	Debits	Credits	
RXFR	Transfer (Regular)	100,734.23	0.00	0.00
KBQ1M24	UCA Lewis Science Cter	-128,791.34		
WARR	Warrants	128,791.34	0.00	0.00
KBQ2K91	Rural Svcs Public Facilities	-5,000.30		
RXFR	Transfer (Regular)	0.30	0.00	-5,000.00
KBQ3G05	ABA State Realty Purchases/M	-1,852,453.35		
RXFR	Transfer (Regular)	1,852,453.35	0.00	0.00
KBQ3J38	DVA Purch/Const/Equip Vet H	-6,472,311.61		
WARR	Warrants	5,846,422.14	0.00	-625,889.47
KBQ3K97	DVA Const/Maint/M&O	-28,450.46		
WARR	Warrants	3,806.64	0.00	-24,643.82
KBQ4G04	Agri Realty Disaster Purch/M&	-58,007.57		
WARR	Warrants	7,796.43	0.00	-50,211.14
KBQ4G14	AGIO Statewide PAccl Map	-235,551.79		
WARR	Warrants	21,373.12	0.00	-214,178.67
KBQ4J02	ADC Malvern/Grimes/SplNeed:	-0.25		
RXFR	Transfer (Regular)	0.25	0.00	0.00
KBQ5G81	CRTI Capital Project/Facilities	-10,451.64		
RXFR	Transfer (Regular)	0.00	771.23	
WARR	Warrants	10,824.07	0.00	-398.80
KBQ5G94	Career Ed Trng Instit WaterSy:	-0.12		
RXFR	Transfer (Regular)	0.12	0.00	0.00
KBQ5G95	Career Ed Training Instit Amor	-1.77		
RXFR	Transfer (Regular)	1.77	0.00	0.00
KBQ5G96	Career Ed Training Instit Fac	-519.08		
RXFR	Transfer (Regular)	519.08	0.00	0.00
KBQ5H12	AETN RealtyPurch/M&R/Grant	-304,972.72		
WARR	Warrants	439.60	0.00	-304,533.12
KBQ5H70	NWTI Capital Balance Transfe	-295,651.60		
RXFR	Transfer (Regular)	5,972.05	0.00	
WARR	Warrants	114,297.60	0.00	-175,381.95
KBQ5H96	RTC Capital Balance Transfer	-115,238.40		
WARR	Warrants	85,816.13	0.00	-29,422.27
KBQ5J89	ADE Natural Gas Buses	-10,000.00		

Fund Transaction by Type

Start Date:7/1/15

End Date:12/31/15

Fund	Fund Description	Beginning Balance	Ending Balance	
Type	Type Description	Debits	Credits	
RXFR	Transfer (Regular)	10,000.00	0.00	0.00
KBQ5L17	NWTI Const/Maint/Equip	-22,875.03		
WARR	Warrants	22,875.03	0.00	0.00
KBQ6H14	State Motor VehicleAcquisitior	-1,074,368.12		
RXFR	Transfer (Regular)	308,444.00	0.00	-765,924.12
KBQ6H18	Major Maint Ledbetter/Raglan	-443,438.00		
RXFR	Transfer (Regular)	443,438.00	0.00	0.00
KBQ6H71	OHIT SHARE	-900,459.72		
RCPT	Receipt	0.00	618.58	
RXFR	Transfer (Regular)	138.25	0.00	
WARR	Warrants	364,890.62	0.00	-536,049.43
KBQ6J15	PTC Const/Maint/Library	-96,172.90		
WARR	Warrants	96,172.90	0.00	0.00
KBQ6T84	State Realty Pur/M&R (615)	0.00		
RXFR	Transfer (Regular)	0.00	1,852,453.35	
WARR	Warrants	425,603.90	0.00	-1,426,849.45
KBQ7J01	Medicaid Grants/Aid1	-12,855,551.00		
RXFR	Transfer (Regular)	12,855,551.00	0.00	0.00
KBQ7J50	Realty Purchases/Upgrades	-6,005.09		
RXFR	Transfer (Regular)	6,005.09	0.00	0.00
KBQ7K55	Homeless Shelters	-424.34		
RXFR	Transfer (Regular)	424.34	0.00	0.00
KBQ7L03	AEDC Local Econ DevGrants/l	-1,400,000.00		
RCPT	Receipt	0.00	40,867.14	
WARR	Warrants	1,150,000.00	0.00	-290,867.14
KBQ7L13	AEDC Health Facilities1	-215,000.00		
WARR	Warrants	215,000.00	0.00	0.00
KBQ7M06	AEDC Amendment 82 Debt Se	-7,360,148.93		
WARR	Warrants	2,177,074.02	0.00	-5,183,074.91
KBQ7M84	Safe Haven Program Act 36 '1	-61,871.16		
WARR	Warrants	18,087.76	0.00	-43,783.40
KBQ8J76	Civil WA Sesquicentennial Con	-29,214.61		
RXFR	Transfer (Regular)	7,319.85	0.00	
WARR	Warrants	751.39	0.00	-21,143.37
KBQ9H31	Hist Comm Curtis SykesMemC	-1,000.00		

Fund Transaction by Type

Start Date:7/1/15

End Date:12/31/15

Fund	Fund Description	Beginning Balance	Ending Balance	
Type	Type Description	Debits	Credits	
WARR	Warrants	1,000.00	0.00	0.00
KBQ9I38	Crime Lab Transfer Switch	-61,755.14		
WARR	Warrants	10,374.30	0.00	-51,380.84
KBQ9I39	Crime Lab LCMS Purchase	-101,396.66		
WARR	Warrants	91,150.00	0.00	-10,246.66
KBQEX00	89th Session GIF Gov 19-5-10(-8,480.01		
RXFR	Transfer (Regular)	8,480.01	0.00	0.00
KBQHOLD	89th Session GIF Mand 19-5-11	-3,388,516.98		
RXFR	Transfer (Regular)	3,388,516.98	0.00	0.00
KBQRDAY	89th LegSession GIF Act 1519	-4,679,963.00		
RXFR	Transfer (Regular)	4,679,963.00	0.00	0.00
KBQTI00	89th Sess GIF TechInst19-5-10	-739.50		
RXFR	Transfer (Regular)	739.50	0.00	0.00
KBQUNOB	89th Sess GIF Unoblig 19-5-10	-100,795,798.81		
RXFR	Transfer (Regular)	101,627,804.40	832,005.59	0.00
KBR0000	90th Session GIF Leg (0610)	0.00		
RXFR	Transfer (Regular)	425,669,049.74	425,669,049.74	0.00
KBR0N96	DPA Salary/Matching (0059)	0.00		
RXFR	Transfer (Regular)	0.59	182,036.00	
WARR	Warrants	40,866.12	0.00	-141,169.29
KBR0P11	Hunters Feed Hungry (0080)	0.00		
RXFR	Transfer (Regular)	0.00	12,000.00	-12,000.00
KBR0P12	Reg Intermodal Trans (0090)	0.00		
RXFR	Transfer (Regular)	0.00	25,000.00	-25,000.00
KBR0Q11	Online Campaign Rep (0063)	0.00		
RXFR	Transfer (Regular)	0.00	40,000.00	-40,000.00
KBR1P10	Const/Maint/Equip (0180)	0.00		
RXFR	Transfer (Regular)	0.00	100,000.00	-100,000.00
KBR1P13	Const/Maint/Equip (0125)	0.00		
RXFR	Transfer (Regular)	0.00	75,000.00	-75,000.00
KBR1P14	Colony Ctr/Cash Home (0125)	0.00		
RXFR	Transfer (Regular)	0.00	75,000.00	-75,000.00
KBR1P15	Paragould Instruct (0125)	0.00		
RXFR	Transfer (Regular)	0.00	5,000.00	

Fund Transaction by Type

Start Date:7/1/15 End Date:12/31/15

Fund Type	Fund Description Type Description	Beginning Balance		Ending Balance
		Debits	Credits	
				-5,000.00
KBR1P16	Hemingway-Pfeiffer (0125)		0.00	
RXFR	Transfer (Regular)	0.00	15,000.00	-15,000.00
KBR1P17	Lakeport Plantation (0125)		0.00	
RXFR	Transfer (Regular)	0.00	10,000.00	-10,000.00
KBR1P18	Heber Springs Bldg (0120)		0.00	
RXFR	Transfer (Regular)	0.00	20,000.00	-20,000.00
KBR1P19	Const/Maint/Equip (0128)		0.00	
RXFR	Transfer (Regular)	0.00	50,000.00	-50,000.00
KBR1P20	Workforce Ed Prog (0129)		0.00	
RXFR	Transfer (Regular)	0.00	25,000.00	-25,000.00
KBR1P21	Workforce Ed Jboro (0129)		0.00	
RXFR	Transfer (Regular)	0.00	30,000.00	-30,000.00
KBR1P22	Workforce Ed Prog (0129)		0.00	
RXFR	Transfer (Regular)	0.00	25,000.00	-25,000.00
KBR1P23	Const/Maint/Equip (0130)		0.00	
RXFR	Transfer (Regular)	0.00	142,500.00	-142,500.00
KBR1P99	Cross Co Tech Center (0170)		0.00	
RXFR	Transfer (Regular)	0.00	50,000.00	-50,000.00
KBR1Q01	Const/Maint/Equip (0100)		0.00	
RXFR	Transfer (Regular)	0.00	62,500.00	-62,500.00
KBR1Q02	Const/Maint/Equip (0185)		0.00	
RXFR	Transfer (Regular)	0.00	50,000.00	-50,000.00
KBR1Q03	Washington Co Ctr (0198)		0.00	
RXFR	Transfer (Regular)	0.00	10,000.00	-10,000.00
KBR1Q06	Const/Maint/Equip (0192)		0.00	
RXFR	Transfer (Regular)	0.00	12,500.00	-12,500.00
KBR1Q08	Auto Body Shop Bldg (0115)		0.00	
RXFR	Transfer (Regular)	0.00	20,000.00	-20,000.00
KBR1Q09	Environmental Trng (0115)		0.00	
RXFR	Transfer (Regular)	0.00	1,000.00	-1,000.00
KBR1Q10	Fire Trng Academy (0115)		0.00	
RXFR	Transfer (Regular)	0.00	2,000.00	-2,000.00
KBR1Q12	Const/MajorMaint (0193)		0.00	

Fund Transaction by Type

Start Date:7/1/15 End Date:12/31/15

Fund	Fund Description	Beginning Balance		Ending Balance
Type	Type Description	Debits	Credits	
RXFR	Transfer (Regular)	0.00	40,000.00	-40,000.00
KBR1Q14	Garvan Woodland Gdns (0135)	0.00		
RXFR	Transfer (Regular)	0.00	100,000.00	-100,000.00
KBR1Q15	School Math/Sci/Art (0135)	0.00		
RXFR	Transfer (Regular)	0.00	25,000.00	-25,000.00
KBR1Q16	Const/PersServ/Oper (0135)	0.00		
RXFR	Transfer (Regular)	0.00	7,000.00	-7,000.00
KBR1Q17	Pryor Center (0135)	0.00		
RXFR	Transfer (Regular)	0.00	10,000.00	-10,000.00
KBR1Q18	Partners Incl Commun (0135)	0.00		
RXFR	Transfer (Regular)	0.00	50,000.00	-50,000.00
KBR1Q20	Archeological Survey (0135)	0.00		
RXFR	Transfer (Regular)	0.00	10,000.00	-10,000.00
KBR1Q21	Clinton Sch Pub Serv (0135)	0.00		
RXFR	Transfer (Regular)	0.00	75,000.00	-75,000.00
KBR1Q22	Autism Awareness (0135)	0.00		
RXFR	Transfer (Regular)	0.00	50,000.00	-50,000.00
KBR1Q23	Nanotech Center (0145)	0.00		
RXFR	Transfer (Regular)	0.00	50,000.00	-50,000.00
KBR1Q24	UAM Crossett Campus (0155)	0.00		
RXFR	Transfer (Regular)	0.00	25,000.00	-25,000.00
KBR1Q25	UAM McGehee Campus (0155)	0.00		
RXFR	Transfer (Regular)	0.00	25,000.00	-25,000.00
KBR1Q27	Const/Maint/Equip (0167)	0.00		
RXFR	Transfer (Regular)	0.00	12,500.00	-12,500.00
KBR1Q28	Texarkana Campus (0167)	0.00		
RXFR	Transfer (Regular)	0.00	30,000.00	-30,000.00
KBR1Q29	Regional Prog NE (0150)	0.00		
RXFR	Transfer (Regular)	0.00	10,000.00	-10,000.00
KBR1Q30	Regional Prog South (0150)	0.00		
RXFR	Transfer (Regular)	0.00	10,000.00	-10,000.00
KBR1Q31	NW AR Medical School (0150)	0.00		
RXFR	Transfer (Regular)	0.00	30,000.00	-30,000.00

Fund Transaction by Type

Start Date:7/1/15

End Date:12/31/15

Fund	Fund Description	Beginning Balance		Ending Balance
Type	Type Description	Debits	Credits	
KBR1Q32	Newborn Umb Cord Bld (0150)		0.00	
RXFR	Transfer (Regular)	0.00	20,000.00	
				-20,000.00
KBR1Q33	Oper/Const/Tech Imp (0165)		0.00	
RXFR	Transfer (Regular)	0.00	100,000.00	
WARR	Warrants	100,000.00	0.00	
				0.00
KBR1R81	EACC Deferred Maint (0170)		0.00	
RXFR	Transfer (Regular)	0.00	150,000.00	
				-150,000.00
KBR1S33	Adv ManufacturingCtr (0193)		0.00	
RXFR	Transfer (Regular)	0.00	50,000.00	
				-50,000.00
KBR1S74	Critical Maintenance (0130)		0.00	
RXFR	Transfer (Regular)	0.00	500,000.00	
				-500,000.00
KBR1S95	UALR TechInfrastruct (0145)		0.00	
RXFR	Transfer (Regular)	0.00	500,000.00	
				-500,000.00
KBR1T03	Clinton School Upgr (0135)		0.00	
RXFR	Transfer (Regular)	0.00	20,000.00	
				-20,000.00
KBR1T07	ASMSA Complex (0135)		0.00	
RXFR	Transfer (Regular)	0.00	500,000.00	
				-500,000.00
KBR1T21	UA System Inst/Entit (0135)		0.00	
RXFR	Transfer (Regular)	0.00	1,183,000.00	
				-1,183,000.00
KBR1T39	Math-Science Bldg (0195)		0.00	
RXFR	Transfer (Regular)	0.00	500,000.00	
				-500,000.00
KBR1T42	Lewis Science Center (0165)		0.00	
RXFR	Transfer (Regular)	0.00	500,000.00	
				-500,000.00
KBR3N95	Trial Pub Defender (0324)		0.00	
RXFR	Transfer (Regular)	15,033.28	102,964.00	
WARR	Warrants	5,040.00	0.00	
				-82,890.72
KBR3Q34	Equip/Const/Maint (0338)		0.00	
RXFR	Transfer (Regular)	0.00	5,000.00	
				-5,000.00
KBR3Q69	Juvenile Resentence (0324)		0.00	
RXFR	Transfer (Regular)	0.00	500,000.00	
WARR	Warrants	2,329.20	0.00	
				-497,670.80
KBR4N97	Ester Unit Expenses (0480)		0.00	
RXFR	Transfer (Regular)	633,509.09	6,361,436.91	
WARR	Warrants	718,078.23	0.00	
				-5,009,849.59
KBR4P01	Camp Couchdale Grant (0400)		0.00	

Fund Transaction by Type

Start Date:7/1/15 End Date:12/31/15

Fund	Fund Description	Beginning Balance		Ending Balance
Type	Type Description	Debits	Credits	
RXFR	Transfer (Regular)	0.00	42,500.00	
WARR	Warrants	42,500.00	0.00	
				0.00
KBR4P02	Aviation Training (0402)	0.00		
RXFR	Transfer (Regular)	0.00	20,000.00	
				-20,000.00
KBR4P09	Water/Waste Water (0455)	0.00		
RXFR	Transfer (Regular)	0.00	25,000.00	
				-25,000.00
KBR4Q35	Lease Payments (0480)	0.00		
RXFR	Transfer (Regular)	0.00	5,771,195.42	
WARR	Warrants	5,771,195.42	0.00	
				0.00
KBR4Q41	Out-of-State Leasing (0480)	0.00		
RXFR	Transfer (Regular)	0.00	2,638,656.00	
				-2,638,656.00
KBR4Q44	Transit Reentry Cntr (0485)	0.00		
RXFR	Transfer (Regular)	5,588,150.00	5,588,150.00	
				0.00
KBR4Q45	Prob/Parole/SubAbuse (0485)	0.00		
RXFR	Transfer (Regular)	3,127,765.00	7,411,850.00	
				-4,284,085.00
KBR4Q46	Account Ct Fund Trsf (0485)	0.00		
RXFR	Transfer (Regular)	1,400,000.00	2,800,000.00	
				-1,400,000.00
KBR4Q50	Co/District Fairs (0400)	0.00		
RXFR	Transfer (Regular)	0.00	847,200.00	
WARR	Warrants	775,499.15	0.00	
				-71,700.85
KBR4Q67	Ouachita Riv Wtrway (0455)	0.00		
RXFR	Transfer (Regular)	5,000.00	5,000.00	
				0.00
KBR4Q95	Existing Fac Maint (0480)	0.00		
RXFR	Transfer (Regular)	0.00	7,400,000.00	
				-7,400,000.00
KBR5P31	Teach for America (0500)	0.00		
RXFR	Transfer (Regular)	0.00	5,000.00	
WARR	Warrants	5,000.00	0.00	
				0.00
KBR5P32	Breakfast Nutrition (0500)	0.00		
RXFR	Transfer (Regular)	0.00	40,000.00	
				-40,000.00
KBR5P33	Gifted/Talent Summer (0500)	0.00		
RXFR	Transfer (Regular)	0.00	10,000.00	
				-10,000.00
KBR5P34	Arts-Enrich Curr (0500)	0.00		
RXFR	Transfer (Regular)	0.00	25,000.00	
WARR	Warrants	25,000.00	0.00	
				0.00
KBR5Q04	Const/Maint/Equip (0552)	0.00		

Fund Transaction by Type

Start Date:7/1/15 End Date:12/31/15

Fund	Fund Description	Beginning Balance		Ending Balance
Type	Type Description	Debits	Credits	
RXFR	Transfer (Regular)	0.00	30,000.00	
				-30,000.00
KBR5Q39	Computer Sci Init (0500)		0.00	
RCPT	Receipt	0.00	214.62	
RXFR	Transfer (Regular)	0.00	5,000,000.00	
WARR	Warrants	1,693,353.01	0.00	
				-3,306,861.61
KBR5Q40	AR Better Chance (0500)		0.00	
RXFR	Transfer (Regular)	1,500,000.00	1,500,000.00	
				0.00
KBR5Q75	Capital Balance Trsf (0534)		0.00	
RXFR	Transfer (Regular)	0.00	83,219.67	
				-83,219.67
KBR5R05	Teach for America Gr (0500)		0.00	
RXFR	Transfer (Regular)	0.00	1,000,000.00	
WARR	Warrants	1,000,000.00	0.00	
				0.00
KBR5R29	Capital Balance Trsf (0552)		0.00	
RXFR	Transfer (Regular)	0.00	47,398.27	
				-47,398.27
KBR5R31	Capital Balance Trsf (0582)		0.00	
RXFR	Transfer (Regular)	0.00	161,411.20	
				-161,411.20
KBR6P24	Const/Maint/Law Enf (0675)		0.00	
RXFR	Transfer (Regular)	0.00	20,000.00	
				-20,000.00
KBR6P25	Const/Maint/Equip (0677)		0.00	
RXFR	Transfer (Regular)	0.00	12,500.00	
				-12,500.00
KBR6P26	DeQueen/Ashdown (0677)		0.00	
RXFR	Transfer (Regular)	0.00	30,000.00	
				-30,000.00
KBR6P35	Real Prop/Facilities (0516)		0.00	
RXFR	Transfer (Regular)	0.00	25,000.00	
				-25,000.00
KBR6P40	Little Rock Zoo Imp (0620)		0.00	
RXFR	Transfer (Regular)	0.00	60,000.00	
WARR	Warrants	60,000.00	0.00	
				0.00
KBR6P41	Hunger Rel Alliance (0620)		0.00	
RXFR	Transfer (Regular)	0.00	15,000.00	
WARR	Warrants	15,000.00	0.00	
				0.00
KBR6P73	Comm Org Hunger Rel (0645)		0.00	
RXFR	Transfer (Regular)	0.00	2,000.00	
				-2,000.00
KBR6Q05	Const/Maint/Equip (0687)		0.00	
RXFR	Transfer (Regular)	0.00	20,000.00	
				-20,000.00
KBR7P03	Capital Imp Grants (0790)		0.00	

Fund Transaction by Type

Start Date:7/1/15

End Date:12/31/15

Fund	Fund Description	Beginning Balance		Ending Balance
Type	Type Description	Debits	Credits	
RXFR	Transfer (Regular)	0.00	40,000.00	
				-40,000.00
KBR7P04	AR World Trade Ctr (0790)		0.00	
RXFR	Transfer (Regular)	0.00	40,000.00	
WARR	Warrants	40,000.00	0.00	
				0.00
KBR7P05	Statewide Nonprofit (0790)		0.00	
RXFR	Transfer (Regular)	0.00	25,000.00	
WARR	Warrants	25,000.00	0.00	
				0.00
KBR7P06	Capital Imp Projects (0790)		0.00	
RXFR	Transfer (Regular)	0.00	50,000.00	
				-50,000.00
KBR7P07	General Imp Projects (0790)		0.00	
RXFR	Transfer (Regular)	0.00	20,000.00	
				-20,000.00
KBR7P08	Sr Citizen Centers (0790)		0.00	
RXFR	Transfer (Regular)	0.00	1,000,000.00	
WARR	Warrants	992,373.00	0.00	
				-7,627.00
KBR7P74	Hist Black Coll/Univ (0700)		0.00	
RXFR	Transfer (Regular)	0.00	30,000.00	
				-30,000.00
KBR7P75	Hist Black Coll/Univ (0700)		0.00	
RXFR	Transfer (Regular)	0.00	10,000.00	
				-10,000.00
KBR7P77	Hunger Rel Alliance (0710)		0.00	
RXFR	Transfer (Regular)	0.00	1,000,000.00	
WARR	Warrants	1,000,000.00	0.00	
				0.00
KBR7P78	After School Program (0710)		0.00	
RXFR	Transfer (Regular)	0.00	50,000.00	
				-50,000.00
KBR7P80	Sr Citizen Centers (0710)		0.00	
RXFR	Transfer (Regular)	0.00	20,000.00	
				-20,000.00
KBR7P81	Sr Citizen Centers (0710)		0.00	
RXFR	Transfer (Regular)	0.00	20,000.00	
				-20,000.00
KBR7P82	Meals on Wheels (0710)		0.00	
RXFR	Transfer (Regular)	0.00	10,000.00	
				-10,000.00
KBR7P83	Area Agency on Aging (0710)		0.00	
RXFR	Transfer (Regular)	0.00	20,000.00	
				-20,000.00
KBR7P85	Conway Human Dev Ctr (0710)		0.00	
RXFR	Transfer (Regular)	0.00	25,000.00	
				-25,000.00
KBR7P86	Human Dev Centers (0710)		0.00	
RXFR	Transfer (Regular)	0.00	50,000.00	

Fund Transaction by Type

Start Date:7/1/15 End Date:12/31/15

Fund	Fund Description	Beginning Balance		Ending Balance
Type	Type Description	Debits	Credits	
				-50,000.00
KBR7Q36	Medicaid Prog Grants (0710)		0.00	
RXFR	Transfer (Regular)	0.00	90,000,000.00	-90,000,000.00
KBR7Q38	Quick Act Close Trsf (0790)		0.00	
RXFR	Transfer (Regular)	0.00	20,000,000.00	-20,000,000.00
KBR7Q56	Innovate AR Fnd Trsf (0790)		0.00	
RXFR	Transfer (Regular)	1,500,000.00	1,500,000.00	0.00
KBR7Q57	State Strategic Plan (0790)		0.00	
RXFR	Transfer (Regular)	400,000.00	800,000.00	-400,000.00
KBR7T95	Comm Proj Grants (790)		0.00	
RXFR	Transfer (Regular)	85,000.00	1,085,000.00	-1,000,000.00
KBR7T96	Comm Proj Grants #1 (790)		0.00	
RXFR	Transfer (Regular)	92,500.00	177,500.00	-85,000.00
KBR7T98	Comm Proj Grants #3 (790)		0.00	
RXFR	Transfer (Regular)	85,000.00	147,500.00	-62,500.00
KBR7T99	Comm Proj Grants #4 (790)		0.00	
RXFR	Transfer (Regular)	62,500.00	112,500.00	-50,000.00
KBR7U01	Comm Proj Grants #5 (790)		0.00	
RXFR	Transfer (Regular)	50,000.00	185,000.00	-135,000.00
KBR7U02	Comm Proj Grants #6 (790)		0.00	
RXFR	Transfer (Regular)	135,000.00	225,000.00	-90,000.00
KBR7U03	Comm Proj Grants #7 (790)		0.00	
RXFR	Transfer (Regular)	90,000.00	175,000.00	-85,000.00
KBR7U05	Comm Proj Grants #9 (790)		0.00	
RXFR	Transfer (Regular)	0.00	30,000.00	-30,000.00
KBR7U06	Comm Proj Emerg Mgmt (790)		0.00	
RXFR	Transfer (Regular)	0.00	25,000.00	-25,000.00
KBR8P27	LA Purchase Statue (0865)		0.00	
RXFR	Transfer (Regular)	0.00	75,000.00	
WARR	Warrants	75,000.00	0.00	0.00
KBR8P28	STEM Museums Grants (0865)		0.00	
RXFR	Transfer (Regular)	0.00	25,000.00	
WARR	Warrants	25,000.00	0.00	0.00
KBR8P29	African American AR (0865)		0.00	
RXFR	Transfer (Regular)	0.00	10,000.00	

Fund Transaction by Type

Start Date:7/1/15 End Date:12/31/15

Fund	Fund Description	Beginning Balance		Ending Balance
Type	Type Description	Debits	Credits	
WARR	Warrants	10,000.00	0.00	0.00
KBR8P30	Elkin's Ferry Btlfld (0877)			0.00
RXFR	Transfer (Regular)	0.00	30,000.00	
WARR	Warrants	30,000.00	0.00	0.00
KBR8Q79	Commun Arts Dev/Educ (0870)			0.00
RXFR	Transfer (Regular)	0.00	25,000.00	
WARR	Warrants	25,000.00	0.00	0.00
KBR9Q13	Admin Military Just (0975)			0.00
RXFR	Transfer (Regular)	0.00	25,005.78	
WARR	Warrants	19,823.58	0.00	-5,182.20
KBR9Q81	Fleet Vehicle Purch (0960)			0.00
RXFR	Transfer (Regular)	2,000,000.00	2,000,000.00	0.00
KBRAEDC	90th Sess Econ Dev (0610)			0.00
RXFR	Transfer (Regular)	400,000.00	30,000,000.00	-29,600,000.00
KBRAP37	NW AR Econ Dev #2 (0620)			0.00
RXFR	Transfer (Regular)	0.00	1,375,000.00	
WARR	Warrants	1,375,000.00	0.00	0.00
KBRAP55	NW AR Econ Dev #18 (0620)			0.00
RXFR	Transfer (Regular)	0.00	40,000.00	
WARR	Warrants	40,000.00	0.00	0.00
KBRAP56	NW AR Econ Dev #19 (0620)			0.00
RXFR	Transfer (Regular)	0.00	185,000.00	
WARR	Warrants	185,000.00	0.00	0.00
KBRAP57	NW AR Econ Dev #20 (0620)			0.00
RXFR	Transfer (Regular)	0.00	50,000.00	
WARR	Warrants	50,000.00	0.00	0.00
KBRAP58	NW AR Econ Dev #21 (0620)			0.00
RXFR	Transfer (Regular)	0.00	225,000.00	
WARR	Warrants	225,000.00	0.00	0.00
KBRAP59	NW AR Econ Dev #22 (0620)			0.00
RXFR	Transfer (Regular)	0.00	225,000.00	
WARR	Warrants	225,000.00	0.00	0.00
KBRAP60	NW AR Econ Dev #23 (0620)			0.00
RXFR	Transfer (Regular)	0.00	80,000.00	
WARR	Warrants	80,000.00	0.00	0.00
KBRAP61	NW AR Econ Dev #24 (0620)			0.00
RXFR	Transfer (Regular)	0.00	47,500.00	

Fund Transaction by Type

Start Date:7/1/15 End Date:12/31/15

Fund	Fund Description	Beginning Balance		Ending Balance
Type	Type Description	Debits	Credits	
WARR	Warrants	47,500.00	0.00	0.00
KBRAP62	NW AR Econ Dev #25 (0620)		0.00	
RXFR	Transfer (Regular)	0.00	85,000.00	
WARR	Warrants	85,000.00	0.00	0.00
KBRAP76	Work Colleges (0620)		0.00	
RXFR	Transfer (Regular)	0.00	33,000.00	
WARR	Warrants	33,000.00	0.00	0.00
KBRAP79	Sr Citizen Centers (0710)		0.00	
RXFR	Transfer (Regular)	0.00	10,000.00	
				-10,000.00
KBRAP84	Trans Living Shelter (0710)		0.00	
RXFR	Transfer (Regular)	0.00	10,000.00	
				-10,000.00
KBRAQ19	4H Youth Development (0135)		0.00	
RXFR	Transfer (Regular)	0.00	10,000.00	
				-10,000.00
KBRAT94	CommunityInvolvement (790)		0.00	
RXFR	Transfer (Regular)	0.00	25,000.00	
				-25,000.00
KBRBP37	N Cent AR Econ Dev#2 (0620)		0.00	
RXFR	Transfer (Regular)	0.00	537,500.00	
WARR	Warrants	537,500.00	0.00	0.00
KBRBP46	N Cent AR Econ Dev#9 (0620)		0.00	
RXFR	Transfer (Regular)	0.00	71,250.00	
WARR	Warrants	71,250.00	0.00	0.00
KBRBP48	N Cent AR EconDev#11 (0620)		0.00	
RXFR	Transfer (Regular)	0.00	150,000.00	
WARR	Warrants	150,000.00	0.00	0.00
KBRBP49	N Cent AR EconDev#12 (0620)		0.00	
RXFR	Transfer (Regular)	0.00	285,000.00	
WARR	Warrants	285,000.00	0.00	0.00
KBRBP50	N Cent AR EconDev#13 (0620)		0.00	
RXFR	Transfer (Regular)	0.00	206,000.00	
WARR	Warrants	206,000.00	0.00	0.00
KBRBP72	Comm Org Hunger Rel (0645)		0.00	
RXFR	Transfer (Regular)	0.00	20,000.00	
				-20,000.00
KBRBP79	Comm Sr Services (0710)		0.00	
RXFR	Transfer (Regular)	0.00	10,000.00	
				-10,000.00
KBRBT94	Lib/Fire/Co/MunGrant (790)		0.00	
RXFR	Transfer (Regular)	0.00	25,000.00	

Fund Transaction by Type

Start Date:7/1/15 End Date:12/31/15

Fund	Fund Description	Beginning Balance		Ending Balance
Type	Type Description	Debits	Credits	
				-25,000.00
KBRBT97	Comm Proj Grants #2 (790)		0.00	
RXFR	Transfer (Regular)	1,000,000.00	1,085,000.00	-85,000.00
KBRBU04	Comm Proj Grants #8 (790)		0.00	
RXFR	Transfer (Regular)	85,000.00	177,500.00	-92,500.00
KBRCP37	NE AR Econ Dev #2 (0620)		0.00	
RXFR	Transfer (Regular)	0.00	950,000.00	
WARR	Warrants	950,000.00	0.00	0.00
KBRCP51	NE AR Econ Dev #14 (0620)		0.00	
RXFR	Transfer (Regular)	0.00	55,000.00	
WARR	Warrants	55,000.00	0.00	0.00
KBRCP52	NE AR Econ Dev #15 (0620)		0.00	
RXFR	Transfer (Regular)	0.00	75,000.00	
WARR	Warrants	75,000.00	0.00	0.00
KBRCP53	NE AR Econ Dev #16 (0620)		0.00	
RXFR	Transfer (Regular)	0.00	147,500.00	
WARR	Warrants	147,500.00	0.00	0.00
KBRCP54	NE AR Econ Dev #17 (0620)		0.00	
RXFR	Transfer (Regular)	0.00	297,500.00	
WARR	Warrants	297,500.00	0.00	0.00
KBRCP79	Hospice Providers (0710)		0.00	
RXFR	Transfer (Regular)	0.00	15,000.00	-15,000.00
KBRQC07	Fire Trng Academy (0115)		0.00	
RXFR	Transfer (Regular)	0.00	2,000.00	-2,000.00
KBRQC26	1890 Research/Ext #1 (0160)		0.00	
RXFR	Transfer (Regular)	0.00	10,000.00	-10,000.00
KBRDP37	SE AR Econ Dev #2 (0620)		0.00	
RXFR	Transfer (Regular)	0.00	500,000.00	
WARR	Warrants	500,000.00	0.00	0.00
KBRDP48	SE AR Econ Dev #11 (0620)		0.00	
RXFR	Transfer (Regular)	35,000.00	70,000.00	
WARR	Warrants	35,000.00	0.00	0.00
KBRDP63	SE AR Econ Dev #26 (0620)		0.00	
RXFR	Transfer (Regular)	0.00	20,000.00	
WARR	Warrants	20,000.00	0.00	0.00
KBRDP64	SE AR Econ Dev #27 (0620)		0.00	
RXFR	Transfer (Regular)	0.00	56,000.00	

Fund Transaction by Type

Start Date:7/1/15 End Date:12/31/15

Fund	Fund Description	Beginning Balance		Ending Balance
Type	Type Description	Debits	Credits	
WARR	Warrants	56,000.00	0.00	0.00
KBRDP65	SE AR Econ Dev #28 (0620)		0.00	
RXFR	Transfer (Regular)	0.00	188,000.00	
WARR	Warrants	188,000.00	0.00	0.00
KBRDP66	SE AR Econ Dev #29 (0620)		0.00	
RXFR	Transfer (Regular)	0.00	235,000.00	
WARR	Warrants	235,000.00	0.00	0.00
KBRDP67	SE AR Econ Dev #30 (0620)		0.00	
RXFR	Transfer (Regular)	0.00	50,000.00	
WARR	Warrants	50,000.00	0.00	0.00
KBRDP79	Area Agency on Aging (0710)		0.00	
RXFR	Transfer (Regular)	0.00	20,000.00	
				-20,000.00
KBREP36	SW AR Econ Dev #1 (0620)		0.00	
RXFR	Transfer (Regular)	0.00	25,000.00	
WARR	Warrants	25,000.00	0.00	0.00
KBREP37	SW AR Econ Dev #2 (0620)		0.00	
RXFR	Transfer (Regular)	0.00	612,500.00	
WARR	Warrants	612,500.00	0.00	0.00
KBREP63	SW AR Econ Dev #26 (0620)		0.00	
RXFR	Transfer (Regular)	0.00	70,000.00	
WARR	Warrants	70,000.00	0.00	0.00
KBREP64	SW AR Econ Dev #27 (0620)		0.00	
RXFR	Transfer (Regular)	0.00	41,000.00	
WARR	Warrants	41,000.00	0.00	0.00
KBREP68	SW AR Econ Dev #31 (0620)		0.00	
RXFR	Transfer (Regular)	0.00	65,000.00	
WARR	Warrants	65,000.00	0.00	0.00
KBREP69	SW AR Econ Dev #32 (0620)		0.00	
RXFR	Transfer (Regular)	0.00	225,000.00	
WARR	Warrants	225,000.00	0.00	0.00
KBREX00	90th Session GIF Gov (0610)		0.00	
RXFR	Transfer (Regular)	8,680,200.00	20,408,480.01	
				-11,728,280.01
KBRFP37	Western AR EconDev#2 (0620)		0.00	
RXFR	Transfer (Regular)	0.00	737,500.00	
WARR	Warrants	737,500.00	0.00	0.00
KBRFP39	Western AR EconDev#4 (0620)		0.00	
RXFR	Transfer (Regular)	0.00	142,500.00	

Fund Transaction by Type

Start Date:7/1/15 End Date:12/31/15

Fund	Fund Description	Beginning Balance		Ending Balance
Type	Type Description	Debits	Credits	
WARR	Warrants	142,500.00	0.00	0.00
KBRFP62	Western AREconDev#25 (0620)		0.00	
RXFR	Transfer (Regular)	0.00	200,000.00	
WARR	Warrants	200,000.00	0.00	0.00
KBRFP68	Western AREconDev#31 (0620)		0.00	
RXFR	Transfer (Regular)	0.00	20,000.00	
WARR	Warrants	20,000.00	0.00	0.00
KBRFP70	Western AREconDev#33 (0620)		0.00	
RXFR	Transfer (Regular)	0.00	285,000.00	
WARR	Warrants	285,000.00	0.00	0.00
KBRFP71	Western AREconDev#34 (0620)		0.00	
RXFR	Transfer (Regular)	0.00	285,000.00	
WARR	Warrants	285,000.00	0.00	0.00
KBRGP37	W Cent AR Econ Dev#2 (0620)		0.00	
RXFR	Transfer (Regular)	0.00	737,500.00	
WARR	Warrants	737,500.00	0.00	0.00
KBRGP38	W Cent AR Econ Dev#3 (0620)		0.00	
RXFR	Transfer (Regular)	0.00	92,500.00	
WARR	Warrants	92,500.00	0.00	0.00
KBRGP39	W Cent AR Econ Dev#4 (0620)		0.00	
RXFR	Transfer (Regular)	0.00	142,500.00	
WARR	Warrants	142,500.00	0.00	0.00
KBRGP46	W Cent AR Econ Dev#9 (0620)		0.00	
RXFR	Transfer (Regular)	0.00	71,250.00	
WARR	Warrants	71,250.00	0.00	0.00
KBRGP61	W Cent AR EconDev#24 (0620)		0.00	
RXFR	Transfer (Regular)	0.00	95,000.00	
WARR	Warrants	95,000.00	0.00	0.00
KBRGP63	W Cent AR EconDev#26 (0620)		0.00	
RXFR	Transfer (Regular)	0.00	25,000.00	
WARR	Warrants	25,000.00	0.00	0.00
KBRGP67	W Cent AR EconDev#30 (0620)		0.00	
RXFR	Transfer (Regular)	0.00	235,000.00	
WARR	Warrants	235,000.00	0.00	0.00
KBRGP68	W Cent AR EconDev#31 (0620)		0.00	
RXFR	Transfer (Regular)	0.00	20,000.00	
WARR	Warrants	20,000.00	0.00	0.00

Fund Transaction by Type

Start Date:7/1/15 End Date:12/31/15

Fund	Fund Description	Beginning Balance		Ending Balance
Type	Type Description	Debits	Credits	
KBRHOLD	90th Session Mand (0610)			
RXFR	Transfer (Regular)	144,429,497.42	203,398,010.00	
				-58,968,512.58
KBRHP36	Central AR EconDev#1 (0620)			
RXFR	Transfer (Regular)	0.00	200,000.00	
WARR	Warrants	200,000.00	0.00	
				0.00
KBRHP37	Central AR EconDev#2 (0620)			
RXFR	Transfer (Regular)	0.00	1,550,000.00	
WARR	Warrants	1,550,000.00	0.00	
				0.00
KBRHP42	Central AR EconDev#5 (0620)			
RXFR	Transfer (Regular)	0.00	70,000.00	
WARR	Warrants	70,000.00	0.00	
				0.00
KBRHP43	Central AR EconDev#6 (0620)			
RXFR	Transfer (Regular)	0.00	285,000.00	
WARR	Warrants	285,000.00	0.00	
				0.00
KBRHP44	Central AR EconDev#7 (0620)			
RXFR	Transfer (Regular)	0.00	275,000.00	
WARR	Warrants	275,000.00	0.00	
				0.00
KBRHP45	Central AR EconDev#8 (0620)			
RXFR	Transfer (Regular)	0.00	205,000.00	
WARR	Warrants	205,000.00	0.00	
				0.00
KBRHP46	Central AR EconDev#9 (0620)			
RXFR	Transfer (Regular)	0.00	142,500.00	
WARR	Warrants	142,500.00	0.00	
				0.00
KBRHP47	Central AREconDev#10 (0620)			
RXFR	Transfer (Regular)	0.00	260,000.00	
WARR	Warrants	260,000.00	0.00	
				0.00
KBRRDAY	90th GIF Exec S-A (0610)			
GDIS	Distribution (General Fund)	0.00	2,190,418.32	
RXFR	Transfer (Regular)	25,520,739.00	62,448,479.98	
				-39,118,159.30
KBRTI00	90th Session Tech (0610)			
RXFR	Transfer (Regular)	292,029.14	294,596.58	
				-2,567.44
KBRUNOB	90th Session Unob (0610)			
RXFR	Transfer (Regular)	47,844,070.47	92,178,883.17	
				-44,334,812.70
MAA0000	Area Agencies on Aging			
RXFR	Transfer (Regular)	154.00	765.71	
				-11,840.99
MAB0200	Athletic Commission			
RCPT	Receipt	0.00	43,803.87	
				-251,162.21

Fund Transaction by Type

Start Date:7/1/15 End Date:12/31/15

Fund	Fund Description	Beginning Balance		Ending Balance
Type	Type Description	Debits	Credits	
RXFR	Transfer (Regular)	53,698.85	3,790.00	
SDIS	Distribution (Special Fund)	0.00	4,137.72	
SPEC	Special Reversing Entry	4,205.00	0.00	
				-244,989.95
MAC0100	Wtr Sewer Solid Mgmt-(455)	-7,979,649.48		
RCPT	Receipt	0.00	1,273,379.93	
RXFR	Transfer (Regular)	476.00	283,075.00	
WARR	Warrants	2,062,378.36	0.00	
				-7,473,250.05
MAE0000	ADEQ Abandoned Mine Reclai	-131,217.77		
RCPT	Receipt	0.00	777,473.20	
WARR	Warrants	463,209.97	0.00	
				-445,481.00
MAF0000	Surface Coal Mine	-109,771.51		
RCPT	Receipt	0.00	9,975.00	
				-119,746.51
MBB0100	Bail Bondsman Board	-45,977.55		
RCPT	Receipt	0.00	100,127.45	
RXFR	Transfer (Regular)	101,751.10	395,414.00	
WARR	Warrants	49,201.69	0.00	
				-390,566.21
MBB0200	Bail Bondsman-Holding (0211)	-395,414.00		
COFF	Checks Charged Off	20.00	0.00	
RCPT	Receipt	0.00	291,120.00	
RXFR	Transfer (Regular)	395,414.00	0.00	
SDIS	Distribution (Special Fund)	19.68	286,462.08	
SPEC	Special Reversing Entry	291,120.00	20.00	
				-286,442.40
MBC0000	ADH Breast Cancer	-3,718,380.06		
RXFR	Transfer (Regular)	1,463,597.60	2,204,920.04	
SDIS	Distribution (Special Fund)	0.00	1,589,943.90	
SPEC	Special Reversing Entry	1,644,080.12	1,576.10	
				-4,407,142.38
MBD0000	Sustainable Building 754/09	-6,574,342.52		
RXFR	Transfer (Regular)	6,574,342.52	0.00	
				0.00
MBD0100	Sustainable Building (615)	0.00		
RCPT	Receipt	0.00	595,656.09	
RXFR	Transfer (Regular)	331,959.63	6,659,842.52	
				-6,923,538.98
MBD0350	Sustainable Bldg Design (0350)	-18,447.71		
RXFR	Transfer (Regular)	18,447.71	0.00	
				0.00
MBD0390	WCC SUS BLDG DESIGN (0390)	0.00		
RXFR	Transfer (Regular)	0.00	26,625.00	
WARR	Warrants	26,625.00	0.00	
				0.00
MBD0470	ABA SustainableRevLaon (0470)	-108,958.44		
RCPT	Receipt	0.00	6,427.98	
RXFR	Transfer (Regular)	100,000.00	44,545.17	
WARR	Warrants	59,931.59	0.00	

Fund Transaction by Type

Start Date:7/1/15 End Date:12/31/15

Fund	Fund Description	Beginning Balance		Ending Balance
Type	Type Description	Debits	Credits	
				0.00
MBD0615	Sust. Bldg. Des. (615)			
RXFR	Transfer (Regular)	0.00	95,200.83	
WARR	Warrants	76,753.12	0.00	
				-18,447.71
MBD0960	Roof Repair ABA (0960)			
RXFR	Transfer (Regular)	0.00	184,203.36	
WARR	Warrants	184,203.36	0.00	
				0.00
MBL0000	Special Military			
RXFR	Transfer (Regular)	500,000.00	0.00	
				-2,670,106.41
MBR0100	Breast Cancer Research			
RXFR	Transfer (Regular)	438.24	459,591.03	
SDIS	Distribution (Special Fund)	0.00	444,459.90	
SPEC	Special Reversing Entry	459,591.03	438.24	
WARR	Warrants	444,234.94	0.00	
				-73,076.79
MBR0200	UAMS S Komen Plate (0150)			
RXFR	Transfer (Regular)	0.00	94,815.11	
SDIS	Distribution (Special Fund)	0.00	91,781.02	
SPEC	Special Reversing Entry	94,815.11	0.00	
WARR	Warrants	96,701.13	0.00	
				-12,865.85
MCC0100	DHS-Consld Cost-Opr			
RCPT	Receipt	0.00	333,544.79	
RXFR	Transfer (Regular)	31,433.32	158,767.62	
WARR	Warrants	363,364.94	0.00	
				-344,879.93
MCD0100	DFA ADAP Grants			
COFF	Checks Charged Off	12.00	0.00	
RCPT	Receipt	0.00	174,672.00	
RXFR	Transfer (Regular)	0.00	16,249.98	
WARR	Warrants	190,909.98	0.00	
				-2,708.33
MCE0000	Child Support Enforcement			
GDIS	Distribution (General Fund)	0.00	6,605,550.34	
RXFR	Transfer (Regular)	5,417,799.14	0.00	
				-1,187,751.20
MCE0100	Child Support Enforcement			
RCPT	Receipt	0.00	2,883.72	
RXFR	Transfer (Regular)	14,538,355.17	25,522,996.63	
WARR	Warrants	13,085,343.52	0.00	
				-2,574,419.92
MCE0200	Child Support Enf GR Hldg			
RCPT	Receipt	0.00	1,410.50	
				-1,410.50
MCE0400	Child Support Enf Fed			
RCPT	Receipt	0.00	21,603,992.00	
RXFR	Transfer (Regular)	20,103,992.00	0.00	
				-1,500,000.00

Fund Transaction by Type

Start Date:7/1/15 End Date:12/31/15

Fund	Fund Description	Beginning Balance		Ending Balance
Type	Type Description	Debits	Credits	
MCF0000	Constitutional Officers	-46,811,029.60		
CTAX	Claims & Taxes	581.90	0.90	
DXFR	Transfer (Deduction)	0.00	39,857,194.86	
RXFR	Transfer (Regular)	81,199,427.83	12,567,343.44	
SDIS	Distribution (Special Fund)	0.00	557,267.56	
SPEC	Special Reversing Entry	575,689.63	0.00	
				-18,017,137.00
MCF0200	Constitutional Officers House	-3,050,488.36		
RXFR	Transfer (Regular)	2,473,297.02	2,550,000.00	
WARR	Warrants	345,579.23	0.00	
				-2,781,612.11
MCF0500	Constitutional Officers Senate	-2,506,864.04		
RXFR	Transfer (Regular)	2,196,054.57	1,530,000.00	
WARR	Warrants	74,425.92	0.00	
				-1,766,383.55
MCF3400	Constitutional Officers Gov	-257,929.00		
RXFR	Transfer (Regular)	257,929.00	0.00	
				0.00
MCF5900	Constl Officers-Auditor Of St-	-1,645,604.52		
RCPT	Receipt	0.00	935,150.41	
RXFR	Transfer (Regular)	1,009,495.35	611,604.84	
WARR	Warrants	302,348.30	0.00	
				-1,880,516.12
MCF5901	Const Off-Auditor Unapp (005)	-1,331,108.44		
RCPT	Receipt	0.00	2,842.82	
RXFR	Transfer (Regular)	0.00	23,100,000.00	
WARR	Warrants	23,416,241.84	0.00	
				-1,017,709.42
MCJ0000	County Jail Reimbursement	0.00		
AXFR	Advance Transfer	0.00	9,734,000.00	
GDIS	Distribution (General Fund)	0.00	4,436,336.74	
RXFR	Transfer (Regular)	20,321,544.32	6,695,191.26	
				-543,983.68
MCJ0480	County Jail Reimburse ADC	-3,627,281.63		
RXFR	Transfer (Regular)	2,468,966.32	15,021,756.38	
WARR	Warrants	15,939,875.00	0.00	
				-240,196.69
MCJ0485	County Jail Reimburse ADCC	-194,152.00		
RXFR	Transfer (Regular)	270,200.00	1,770,200.00	
WARR	Warrants	728,434.00	0.00	
				-965,718.00
MCR0100	Court Reporters	-105,857.01		
RXFR	Transfer (Regular)	803,466.06	756,334.10	
WARR	Warrants	58,041.45	0.00	
				-683.60
MCR0200	AOC Court Report (0023)	0.00		
RXFR	Transfer (Regular)	4,071,875.20	4,703,990.32	
WARR	Warrants	572,130.06	0.00	
				-59,985.06
MCS0000	Open Enrollment Facilities Lo:	-5,000,000.00		
RXFR	Transfer (Regular)	5,000,000.00	0.00	

Fund Transaction by Type

Start Date:7/1/15 End Date:12/31/15

Fund	Fund Description	Beginning Balance	Ending Balance
Type	Type Description	Debits	Credits
			0.00
MCV0000	Co Voting Sys Grant Act 1189/	-597,649.55	
CTAX	Claims & Taxes	36,532.74	0.00
RCPT	Receipt	0.00	542,938.00
SDIS	Distribution (Special Fund)	0.00	525,563.99
SPEC	Special Reversing Entry	542,938.00	0.00
			-1,086,680.80
MDA0100	Drug/Alcohol Abuse Prev/Trea	-2,039,860.11	
RCPT	Receipt	0.00	7,570,324.39
RXFR	Transfer (Regular)	304,419.24	728,288.00
SDIS	Distribution (Special Fund)	0.00	126,191.71
SPEC	Special Reversing Entry	128,243.61	0.00
WARR	Warrants	8,256,990.43	0.00
			-1,775,010.93
MDT0100	Law/Pros Drug Enf Training	-274.26	
RXFR	Transfer (Regular)	0.00	22,964.52
WARR	Warrants	17,409.95	0.00
			-5,828.83
MEE0000	Environmental Ed Fund	-278,500.79	
RCPT	Receipt	0.00	37,443.20
RXFR	Transfer (Regular)	31,128.18	0.00
WARR	Warrants	51,579.91	0.00
			-233,235.90
MEM0000	Emergency Med Svcs (0645)	-80,095.91	
RADJ	Receipt Adjustment	30.00	70.00
RCPT	Receipt	0.00	7,512.00
SDIS	Distribution (Special Fund)	0.00	7,431.17
SPEC	Special Reversing Entry	7,552.00	0.00
WARR	Warrants	5,696.63	0.00
			-81,830.45
MER0100	Computer & Elec Recycling-Oj	-193,474.01	
RXFR	Transfer (Regular)	0.00	46,076.74
WARR	Warrants	103,982.74	0.00
			-135,568.01
MFF0100	Judicial Filing Fee-Gen Elec	-1,036,503.30	
RCPT	Receipt	0.00	266,898.13
			-1,303,401.43
MFP0100	Fire Protection Lic Board-Ope	-196,049.06	
RCPT	Receipt	0.00	106,897.50
RXFR	Transfer (Regular)	43,564.19	36.24
WARR	Warrants	26,890.09	0.00
			-232,528.52
MHC0000	Computer Services Revolving	0.00	
RXFR	Transfer (Regular)	4,173.63	4,173.63
			0.00
MHC0100	Computer Svcs Revl-Oprs	-18,727,211.15	
COFF	Checks Charged Off	32.95	0.00
RCPT	Receipt	0.00	57,019,437.41
RXFR	Transfer (Regular)	7,826,565.30	609,748.23
WARR	Warrants	53,883,224.54	0.00
			-14,646,574.00

Fund Transaction by Type

Start Date:7/1/15 End Date:12/31/15

Fund	Fund Description	Beginning Balance		Ending Balance
Type	Type Description	Debits	Credits	
MHC0400	DIS E-RATE REIMBURSEMEN'			-783.42
RCPT	Receipt	0.00	39,237.08	
WARR	Warrants	36,073.10	0.00	
				-3,947.40
MHC0500	Broadband Serv/Enh Act 1201			-66,236.00
RXFR	Transfer (Regular)	8,198.97	8,160.72	
WARR	Warrants	66,197.75	0.00	
				0.00
MHD0100	Computer Svcs Reserve			-2,118,008.13
RXFR	Transfer (Regular)	0.00	28,460.59	
WARR	Warrants	1,423,132.06	0.00	
				-723,336.66
MHF0000	Health Facility Svc Revolving			-599,025.98
RADJ	Receipt Adjustment	125.00	0.00	
RCPT	Receipt	0.00	374,618.00	
RXFR	Transfer (Regular)	89,034.97	1,617.00	
SDIS	Distribution (Special Fund)	0.00	356,693.10	
SPEC	Special Reversing Entry	362,618.00	125.00	
				-880,301.11
MHI0100	Health Info Tech 19-5-1244			-810,519.69
RCPT	Receipt	0.00	743,386.75	
RXFR	Transfer (Regular)	521,491.00	26.55	
SDIS	Distribution (Special Fund)	0.00	428,252.55	
SPEC	Special Reversing Entry	435,216.00	0.00	
WARR	Warrants	580,697.98	0.00	
				-444,780.56
MHR0100	AR Home Inspectors Reg			-351,988.38
RCPT	Receipt	0.00	65,800.00	
RXFR	Transfer (Regular)	10,523.33	0.00	
WARR	Warrants	8,926.38	0.00	
				-398,338.67
MHS0100	Highway Safety Special-904 O			-926,299.54
RCPT	Receipt	0.00	685,892.00	
RXFR	Transfer (Regular)	15.32	430,558.38	
WARR	Warrants	793,240.59	0.00	
				-1,249,494.01
MIA0000	Innovate AR Act 1596/07 (0790)			-310,039.47
RXFR	Transfer (Regular)	0.00	1,500,000.00	
WARR	Warrants	810,039.47	0.00	
				-1,000,000.00
MIF0000	Workforce Init 2015 (0700)			0.00
RXFR	Transfer (Regular)	0.00	2,000,000.00	
WARR	Warrants	1,361,657.00	0.00	
				-638,343.00
MJA0000	Crime Information System			-597.00
GDIS	Distribution (General Fund)	0.00	1,912,667.84	
RXFR	Transfer (Regular)	1,569,345.95	0.00	
				-343,918.89
MJA0100	Crime Information System			-1,911,013.65
COFF	Checks Charged Off	245.00	0.00	
RADJ	Receipt Adjustment	257.50	5.00	

Fund Transaction by Type

Start Date:7/1/15 End Date:12/31/15

Fund	Fund Description	Beginning Balance		Ending Balance
Type	Type Description	Debits	Credits	
RCPT	Receipt	0.00	2,297,285.35	
RXFR	Transfer (Regular)	1,503,693.37	1,601,900.83	
SDIS	Distribution (Special Fund)	0.00	1,574,422.88	
SPEC	Special Reversing Entry	1,600,525.75	502.50	
WARR	Warrants	1,994,514.84	0.00	
				-2,285,893.75
MJA0200	Crime Info System Backgrnd	-3,973,527.17		
RCPT	Receipt	0.00	22,726.15	
				-3,996,253.32
MJB0100	Justice Bldg Oprs-(350)	-611,173.97		
RXFR	Transfer (Regular)	593,623.97	0.00	
WARR	Warrants	17,550.00	0.00	
				0.00
MJB0101	Justice Build Maint (615)	0.00		
RXFR	Transfer (Regular)	0.00	620,770.55	
WARR	Warrants	8,016.50	0.00	
				-612,754.05
MJC0100	Mun Crt Judge Clerk Educ-Op	-142,250.48		
RXFR	Transfer (Regular)	0.00	32,500.02	
WARR	Warrants	20,658.20	0.00	
				-154,092.30
MJF0100	Judicial Fine Coll Enhance Op	-1,883,122.47		
RCPT	Receipt	0.00	2,381,691.35	
RXFR	Transfer (Regular)	1,351,041.67	780.00	
WARR	Warrants	1,008,446.59	0.00	
				-1,906,105.56
MJM0000	DHS-Juv Det Facility Oprs	-239,234.03		
RXFR	Transfer (Regular)	400,000.00	400,000.00	
				-239,234.03
MJM0100	DHS-Juv Det Facility Oprs	0.00		
RXFR	Transfer (Regular)	0.00	31,167.00	
WARR	Warrants	31,167.00	0.00	
				0.00
MJM0200	DHS-Juv Det Facility-Benton C	0.00		
RXFR	Transfer (Regular)	0.00	22,082.00	
WARR	Warrants	22,082.00	0.00	
				0.00
MJM0300	DHS-Juv Det Fac-Craighead C	0.00		
RXFR	Transfer (Regular)	0.00	31,167.00	
WARR	Warrants	31,167.00	0.00	
				0.00
MJM0400	DHS-Juv Det Fac-Crittenden C	0.00		
RXFR	Transfer (Regular)	0.00	31,167.00	
WARR	Warrants	31,167.00	0.00	
				0.00
MJM0500	DHS-Juv Det Fac-Faulkner Co	0.00		
RXFR	Transfer (Regular)	0.00	20,783.00	
WARR	Warrants	20,783.00	0.00	
				0.00
MJM0600	DHS-Juv Det Fac-Garland Co	0.00		

Fund Transaction by Type

Start Date:7/1/15 End Date:12/31/15

Fund	Fund Description	Beginning Balance		Ending Balance
Type	Type Description	Debits	Credits	
RXFR	Transfer (Regular)	0.00	28,574.00	
WARR	Warrants	28,574.00	0.00	
				0.00
MJM0700	DHS-Juv Det Fac-Independenc			0.00
RXFR	Transfer (Regular)	0.00	31,167.00	
WARR	Warrants	31,167.00	0.00	
				0.00
MJM0800	DHS-Juv Det Fac-Jefferson Co			0.00
RXFR	Transfer (Regular)	0.00	31,167.00	
WARR	Warrants	31,167.00	0.00	
				0.00
MJM0900	DHS-Juv Det Fac-Miller Co			0.00
RXFR	Transfer (Regular)	0.00	31,167.00	
WARR	Warrants	31,167.00	0.00	
				0.00
MJM1000	DHS-Juv Det Fac-Miss Co			0.00
RXFR	Transfer (Regular)	0.00	16,891.00	
WARR	Warrants	16,891.00	0.00	
				0.00
MJM1200	DHS-Juv Det Fac-Pulaski Co			0.00
RXFR	Transfer (Regular)	0.00	31,167.00	
WARR	Warrants	31,167.00	0.00	
				0.00
MJM1300	DHS-Juv Det Fac-Sebastian Cr			0.00
RXFR	Transfer (Regular)	0.00	31,167.00	
WARR	Warrants	31,167.00	0.00	
				0.00
MJM1500	DHS-Juv Det Fac-Washington			0.00
RXFR	Transfer (Regular)	0.00	31,167.00	
WARR	Warrants	31,167.00	0.00	
				0.00
MJM1600	DHS-Juv Det Fac-Yell Co			0.00
RXFR	Transfer (Regular)	0.00	31,167.00	
WARR	Warrants	31,167.00	0.00	
				0.00
MJU0000	Co Juror Reimburse Act 923/1	-451,852.92		
RXFR	Transfer (Regular)	0.00	276,250.02	
WARR	Warrants	255,300.00	0.00	
				-472,802.94
MLA0100	City-County Tourist Facilities			0.00
LCRT	General Letter of Cert	0.00	523,590.50	
WARR	Warrants	523,590.50	0.00	
				0.00
MLC0000	County Aid Fund	-11,323,548.93		
4LHC	Four Lane Highway Constructio	0.00	18,543,433.09	
AXFR	Advance Transfer	0.00	1,274,920.64	
DXFR	Transfer (Deduction)	0.00	774,917.62	
GDIS	Distribution (General Fund)	0.00	9,626,744.72	
HDIS	Distribution (Highway Fund)	0.00	39,195,948.82	
HSDIS	Highway Severance Distribution	0.00	2,931,845.89	
RXFR	Transfer (Regular)	73,901,084.66	2,024,877.23	

Fund Transaction by Type

Start Date:7/1/15 End Date:12/31/15

Fund	Fund Description	Beginning Balance		Ending Balance
Type	Type Description	Debits	Credits	
				-11,795,152.28
MLC0100	County Aid Fund-Gen-(074)	-1,507,757.85		
RXFR	Transfer (Regular)	3,801,681.36	10,353,610.25	
WARR	Warrants	7,941,124.33	0.00	
				-118,562.41
MLC0200	County Aid Fund-Sp-(074)	-4,827,454.25		
CTAX	Claims & Taxes	1,932.73	0.00	
RXFR	Transfer (Regular)	87,506.61	65,841,289.50	
SDIS	Distribution (Special Fund)	0.00	2,828,486.56	
SPEC	Special Reversing Entry	2,966,140.46	44,150.20	
WARR	Warrants	69,053,640.68	0.00	
				-1,432,160.03
MLC0300	County Aid Military Land Sale	-190,434.44		
RADJ	Receipt Adjustment	123,506.96	0.00	
RCPT	Receipt	0.00	516,876.19	
WARR	Warrants	159,754.14	0.00	
				-424,049.53
MLC0400	Co Public Emp Blkt Bond Prgr	0.00		
RXFR	Transfer (Regular)	107,450.00	107,450.00	
				0.00
MLM0000	Municipal Aid	-11,323,548.93		
4LHC	Four Lane Highway Constructio	0.00	18,543,433.09	
AXFR	Advance Transfer	0.00	799,545.32	
DXFR	Transfer (Deduction)	0.00	774,917.62	
GDIS	Distribution (General Fund)	0.00	13,993,885.51	
HDIS	Distribution (Highway Fund)	0.00	39,195,948.84	
HSDIS	Highway Severance Distribution	0.00	2,931,845.90	
RXFR	Transfer (Regular)	78,850,845.67	3,879,944.57	
				-12,592,224.11
MLM0100	Municipal Aid General Revenu	-2,089,853.71		
RXFR	Transfer (Regular)	1,092,114.53	14,700,462.51	
WARR	Warrants	15,533,962.00	0.00	
				-164,239.69
MLM0200	Municipal Aid Highway Reveni	-72,779.66		
CTAX	Claims & Taxes	1,932.73	0.00	
RXFR	Transfer (Regular)	0.00	62,753,224.20	
WARR	Warrants	62,749,276.83	0.00	
				-74,794.30
MLM0400	Mun Pub Emp Blkt Bond Prgm	0.00		
RXFR	Transfer (Regular)	215,810.00	215,810.00	
				0.00
MLS0100	DOL-Boiler Admin	-370,780.37		
COFF	Checks Charged Off	1,076.00	0.00	
RCPT	Receipt	0.00	438,883.70	
RXFR	Transfer (Regular)	263,282.88	118.50	
SDIS	Distribution (Special Fund)	0.00	430,802.77	
SPEC	Special Reversing Entry	438,883.70	1,076.00	
WARR	Warrants	101,928.25	0.00	
				-436,490.51
MLS0200	DOL-Elec Bd Oprs	-1,194,619.31		
COFF	Checks Charged Off	60.00	0.00	

Fund Transaction by Type

Start Date:7/1/15 End Date:12/31/15

Fund	Fund Description	Beginning Balance		Ending Balance
Type	Type Description	Debits	Credits	
RCPT	Receipt	0.00	185,031.84	
RXFR	Transfer (Regular)	217,012.85	310.78	
SDIS	Distribution (Special Fund)	0.00	181,946.52	
SPEC	Special Reversing Entry	184,965.00	60.00	
WARR	Warrants	88,601.69	0.00	
				-1,071,328.91
MLS0300	DOL-Other Revenue Receipts	-284,513.75		
COFF	Checks Charged Off	300.00	0.00	
RCPT	Receipt	0.00	273,019.00	
RXFR	Transfer (Regular)	322,000.00	0.00	
SDIS	Distribution (Special Fund)	0.00	157,724.38	
SPEC	Special Reversing Entry	160,289.00	0.00	
				-232,668.13
MMA0622	DISASTER ASSIST PADR (062	-3,670.93		
RXFR	Transfer (Regular)	3,670.93	0.00	
				0.00
MMA0911	Disaster Assist 0911 (0620)	-11,413.22		
RXFR	Transfer (Regular)	6,833.89	0.00	
				-4,579.33
MMA0919	Diaster Assist PA (0620)	-12,167.82		
RXFR	Transfer (Regular)	0.00	250,000.00	
WARR	Warrants	261,834.48	0.00	
				-333.34
MMA1106	Disaster Assist (0620)	-38,499.84		
RXFR	Transfer (Regular)	0.00	63,830.00	
WARR	Warrants	101,824.83	0.00	
				-505.01
MMA1140	Disaster Assist (0620)	-88,385.73		
RCPT	Receipt	0.00	233.34	
				-88,619.07
MMA1210	Disaster Assit (0620)	-247,407.42		
RXFR	Transfer (Regular)	6,779.74	247,389.87	
WARR	Warrants	128,252.25	0.00	
				-359,765.30
MMA1304	Disaster Assist (0620)	-5,406.87		
RXFR	Transfer (Regular)	5,406.87	0.00	
				0.00
MMA1306	Disaster Assist (0620)	-0.05		
RXFR	Transfer (Regular)	0.05	0.00	
				0.00
MMA1309	Disaster Assist (0620)	-2,000.00		
RXFR	Transfer (Regular)	2,000.00	0.00	
				0.00
MMA1312	Disaster Assis (0620)	-35,752.28		
RXFR	Transfer (Regular)	43,514.49	7,800.00	
				-37.79
MMA1315	Disaster Assist (0620)	-156,455.00		
RXFR	Transfer (Regular)	156,455.00	0.00	
				0.00
MMA1401	Disaster Assist (0620)	-24,621.52		

Fund Transaction by Type

Start Date:7/1/15 End Date:12/31/15

Fund	Fund Description	Beginning Balance	Ending Balance
Type	Type Description	Debits	Credits
RXFR	Transfer (Regular)	24,621.52	0.00
			0.00
MMA1413	Disaster Assist (0620)	-151,111.08	
RXFR	Transfer (Regular)	75,000.00	11,121.98
WARR	Warrants	1,000.00	0.00
			-86,233.06
MMA1434	Disaster Assist (0620)	-54,760.00	
WARR	Warrants	2,120.00	0.00
			-52,640.00
MMA1435	Disaster Assist (0620)	-3,913.56	
RXFR	Transfer (Regular)	3,913.56	0.00
			0.00
MMA1449	Disaster Assist (0620)	-61,716.92	
RXFR	Transfer (Regular)	0.00	98,000.00
WARR	Warrants	159,372.71	0.00
			-344.21
MMA1450	Disaster Assist (0620)	-160,510.00	
RXFR	Transfer (Regular)	163,275.65	246,200.00
WARR	Warrants	207,079.77	0.00
			-36,354.58
MMA1451	Disaster Assist (0620)	-12,413.48	
WARR	Warrants	6,507.21	0.00
			-5,906.27
MMA1454	Disaster Assist (0620)	-483.65	
RXFR	Transfer (Regular)	0.00	37,200.00
WARR	Warrants	37,675.44	0.00
			-8.21
MMA1455	Disaster Assist (0620)	-618.98	
RXFR	Transfer (Regular)	618.98	0.00
			0.00
MMA1505	DIS ASSIST (0620)	-69,413.50	
WARR	Warrants	69,413.50	0.00
			0.00
MMA1510	DIS ASST (620)	-95,000.00	
RXFR	Transfer (Regular)	45,000.00	0.00
WARR	Warrants	50,000.00	0.00
			0.00
MMA1511	Disaster Assist (0620)	-21,937.24	
RXFR	Transfer (Regular)	13,968.21	25,000.00
WARR	Warrants	21,264.52	0.00
			-11,704.51
MMA1512	DFA Dis Asst Pa (0620)	-42,303.50	
WARR	Warrants	42,303.50	0.00
			0.00
MMA1513	Disaster Assist (0620)	-4,924.12	
RXFR	Transfer (Regular)	0.00	182,000.00
WARR	Warrants	102,240.56	0.00
			-84,683.56
MMA1514	Disaster Assist (0620)	-97.94	
RXFR	Transfer (Regular)	0.00	374,200.00

Fund Transaction by Type

Start Date:7/1/15 End Date:12/31/15

Fund	Fund Description	Beginning Balance	Ending Balance	
Type	Type Description	Debits	Credits	
WARR	Warrants	374,261.44	0.00	-36.50
MMA1515	Disaster Assist (0620)	0.00		
RXFR	Transfer (Regular)	48,343.00	48,343.00	0.00
MMA1520	Disaster Assist (0620)	-299,884.64		
WARR	Warrants	44,155.85	0.00	-255,728.79
MMA1521	DIS ASST EO 1521 HZ ACA (0620)	0.00		
RXFR	Transfer (Regular)	0.00	825,518.01	-825,518.01
MMA1523	DIS ASST EO 1523 HZ ACA(0620)	0.00		
RXFR	Transfer (Regular)	0.00	75,000.00	-75,000.00
MMA1529	Disaster Assist (0620)	0.00		
RXFR	Transfer (Regular)	0.00	170,000.00	
WARR	Warrants	170,000.00	0.00	0.00
MMA1540	DIS ASST DR 1540 PA ACA (0620)	0.00		
RXFR	Transfer (Regular)	0.00	35,000.00	
WARR	Warrants	34,815.94	0.00	-184.06
MMA1596	Disaster Assist (0620)	0.00		
RXFR	Transfer (Regular)	0.00	2,000,000.00	
WARR	Warrants	1,990,856.27	0.00	-9,143.73
MMA1700	Disaster Assistance Ep Dr 03-1	-50.87		
RXFR	Transfer (Regular)	50.87	0.00	0.00
MMA2600	Disaster Assit Padr 04-43 (0620)	-410.91		
RXFR	Transfer (Regular)	410.91	0.00	0.00
MMA6000	Disaster Assistance (0620)	-140,866.34		
RXFR	Transfer (Regular)	140,866.34	0.00	0.00
MMA7500	Dis Asst	-1,080.44		
RXFR	Transfer (Regular)	1,080.44	0.00	0.00
MMA9600	Disaster Assist Hmdr 03-324(0620)	-182,038.63		
RXFR	Transfer (Regular)	182,038.63	0.00	0.00
MMD0000	Trial Court Administrator	-425,727.00		
RXFR	Transfer (Regular)	384,770.69	0.00	
WARR	Warrants	40,919.35	0.00	-36.96
MMD0100	AOC Trial Ct Adm (0023)	0.00		
RXFR	Transfer (Regular)	3,035,560.52	4,165,656.09	
WARR	Warrants	370,635.82	0.00	-759,459.75
MMF0100	Merit Adjustment	-10,515,690.79		

Fund Transaction by Type

Start Date:7/1/15 End Date:12/31/15

Fund	Fund Description	Beginning Balance	Ending Balance
Type	Type Description	Debits	Credits
RXFR	Transfer (Regular)	0.00	400,000.00
			-10,915,690.79
MMT0100	Message Therapy Bd-Operatio	-21,135.60	
RCPT	Receipt	0.00	44,212.08
RXFR	Transfer (Regular)	52,534.34	0.00
SDIS	Distribution (Special Fund)	0.00	42,735.75
SPEC	Special Reversing Entry	43,430.64	0.00
WARR	Warrants	12,098.29	0.00
			-20.16
MMT0200	Message Therapy (0645)	0.00	
RCPT	Receipt	0.00	36,905.00
RXFR	Transfer (Regular)	17,445.96	16,005.46
SDIS	Distribution (Special Fund)	0.00	36,127.56
SPEC	Special Reversing Entry	36,715.00	0.00
			-34,877.06
MMV0200	Motor Vehicle Acquisition M&I	-893,881.45	
RXFR	Transfer (Regular)	1,031,733.61	501,787.09
			-363,934.93
MMV0400	MVAR-M & R	-1,229,422.11	
RXFR	Transfer (Regular)	0.00	893,881.45
			-2,123,303.56
MMV1A00	MVAR-100 HSU	-19,869.00	
WARR	Warrants	19,869.00	0.00
			0.00
MMV1B00	MVAR-105 SAU	-42,006.00	
RCPT	Receipt	0.00	28,589.85
RXFR	Transfer (Regular)	0.00	8,896.15
WARR	Warrants	42,006.00	0.00
			-37,486.00
MMV1E00	MVAR-120 ASU Beebe	0.00	
RCPT	Receipt	0.00	6,000.00
WARR	Warrants	6,000.00	0.00
			0.00
MMV1F00	MVAR-125 ASU Jonesboro	-43,961.00	
WARR	Warrants	43,961.00	0.00
			0.00
MMV1H00	MVAR-135 UAF	-380.00	
RCPT	Receipt	0.00	172,331.13
RXFR	Transfer (Regular)	0.00	12,615.72
WARR	Warrants	73,323.00	0.00
			-112,003.85
MMV1I00	MVAR-145 UALR	-67,471.00	
WARR	Warrants	67,371.00	0.00
			-100.00
MMV1J00	MVAR-150 UAMS	-89,011.00	
RCPT	Receipt	0.00	6,000.00
WARR	Warrants	94,921.00	0.00
			-90.00
MMV1L00	MVAR-160 UAPB	-9,800.90	
RCPT	Receipt	0.00	44,746.00

Fund Transaction by Type

Start Date:7/1/15 End Date:12/31/15

Fund	Fund Description	Beginning Balance		Ending Balance
Type	Type Description	Debits	Credits	
				-54,546.90
MMV1M00	MVAR-165 UCA			
RCPT	Receipt	0.00	25,480.00	
				-25,515.00
MMV1S00	MVAR-192 RMCC			
RCPT	Receipt	0.00	31,440.00	
WARR	Warrants	33,000.00	0.00	
				0.00
MMV1U00	MVAR-195 Westark CC			
RCPT	Receipt	0.00	20,547.08	
RXFR	Transfer (Regular)	0.00	5,702.92	
WARR	Warrants	26,250.00	0.00	
				0.00
MMV1V00	MVAR-198 NW CC			
RCPT	Receipt	0.00	6,000.00	
WARR	Warrants	6,000.00	0.00	
				0.00
MMV2E00	MV-Tobacco Ctl Brd			
RXFR	Transfer (Regular)	106,049.00	154,025.21	
				-108,548.21
MMV3P00	AR Minority Health Comm (062			
RXFR	Transfer (Regular)	24,498.00	24,498.00	
				0.00
MMV4B00	Agri Dept (0620)			
RXFR	Transfer (Regular)	24,965.00	90,012.00	
				-100,709.82
MMV4F00	MVAR Insurance			
RXFR	Transfer (Regular)	0.00	25,188.21	
				-25,189.20
MMV4M00	MVAR Correct			
RXFR	Transfer (Regular)	20,284.00	20,284.00	
				0.00
MMV4N00	MVAR Cmty Punishment			
RXFR	Transfer (Regular)	172,301.49	8,143.36	
				-19,908.78
MMV5A00	MVAR Educ Gen			
RXFR	Transfer (Regular)	53,806.00	0.00	
				0.00
MMV6C00	MVAR ABC Enf			
RXFR	Transfer (Regular)	20,284.00	0.00	
				0.00
MMV7B00	MVAR DHS			
RXFR	Transfer (Regular)	142,775.50	241,148.50	
				-202,170.62
MMV8G00	MVAR DAH Historic Preservati			
RXFR	Transfer (Regular)	17,877.00	17,877.00	
				0.00
MMV9A00	MVAR Dept of Parks & Tourisr			
RXFR	Transfer (Regular)	120,138.00	94,106.00	
				-251,256.01

Fund Transaction by Type

Start Date:7/1/15 End Date:12/31/15

Fund	Fund Description	Beginning Balance	Ending Balance	
Type	Type Description	Debits	Credits	
MMV9C00	MVAR AR Dept of Eviron Qual	-25,435.57		
RXFR	Transfer (Regular)	19,031.00	0.00	
				-6,404.57
MMV9F00	MVAR State Police	-54,798.00		
RXFR	Transfer (Regular)	465,982.55	2,152,224.10	
				-1,741,039.55
MMV9G00	MVAR Military	-16,620.50		
RXFR	Transfer (Regular)	88,540.50	88,617.00	
				-16,697.00
MNA0100	Information Network of AR-Op	-1,378,502.99		
RCPT	Receipt	0.00	126,111.00	
WARR	Warrants	46,141.00	0.00	
				-1,458,472.99
MNM0000	NewMarketPerfGuar (0790)	-431,719.25		
WARR	Warrants	289,453.77	0.00	
				-142,265.48
MNU0000	Umilical Cord Blood 777/09	-337.00		
RXFR	Transfer (Regular)	0.00	283.78	
WARR	Warrants	615.78	0.00	
				-5.00
MPC0000	DFA Purchase Card Prog	-1,076,005.38		
WARR	Warrants	901,034.70	0.00	
				-174,970.68
MPH0000	Property Sales Holding	-360,565.65		
COFF	Checks Charged Off	4,220.87	0.00	
RCPT	Receipt	0.00	1,557,541.79	
RXFR	Transfer (Regular)	1,766,018.13	63,826.94	
WARR	Warrants	20,428.35	0.00	
				-191,267.03
MPH0100	Property Sales Holding	-480,573.51		
RXFR	Transfer (Regular)	379,218.19	479,312.61	
WARR	Warrants	62,442.23	0.00	
				-518,225.70
MPH0200	Property Sales Holding	-105,638.03		
RXFR	Transfer (Regular)	1,050,905.20	1,322,991.79	
WARR	Warrants	211,997.71	0.00	
				-165,726.91
MPL0645	Lead Based Paint Haz (0645)	-275,249.50		
RCPT	Receipt	0.00	6,750.00	
SDIS	Distribution (Special Fund)	0.00	6,642.00	
SPEC	Special Reversing Entry	6,750.00	0.00	
				-281,891.50
MPR0100	Publication Dev/Resale Revolv	-2,562.98		
RCPT	Receipt	0.00	656.33	
				-3,219.31
MPT0100	AR Parks & Trsm-Parks Div	-686,982.00		
RCPT	Receipt	0.00	357.62	
RXFR	Transfer (Regular)	58,525.65	8.25	
WARR	Warrants	25,265.13	0.00	
				-603,557.09

Fund Transaction by Type

Start Date:7/1/15 End Date:12/31/15

Fund	Fund Description	Beginning Balance		Ending Balance
Type	Type Description	Debits	Credits	
MPT0200	AR Parks & Trsm-Outdoor Grn	-4,523,140.29		
RXFR	Transfer (Regular)	31,799.53	1,340,817.48	
SDIS	Distribution (Special Fund)	0.00	1,267,129.38	
SPEC	Special Reversing Entry	1,340,817.48	31,799.53	
WARR	Warrants	1,229,036.83	0.00	
				-4,561,232.84
MQA0000	Quick Action Closing Act 510/	-33,706,462.83		
RCPT	Receipt	0.00	190,981.47	
WARR	Warrants	3,167,599.84	0.00	
				-30,729,844.46
MRE0400	SBS Real Estate-Acq/Maint-(3	-220,628.97		
RXFR	Transfer (Regular)	220,628.97	0.00	
				0.00
MRE0401	DFA Build Auth RE (615)	0.00		
RCPT	Receipt	0.00	1,500.00	
RXFR	Transfer (Regular)	0.00	220,628.97	
				-222,128.97
MRF0101	Rural Fire Protection 19-5-101	-484,428.61		
RCPT	Receipt	0.00	275,964.44	
WARR	Warrants	233,391.74	0.00	
				-527,001.31
MRH0100	Rural Health Service Revolving	-75,654.53		
WARR	Warrants	33,753.54	0.00	
				-41,900.99
MRM0200	Rural Medical Clinic Loan	-706,019.42		
RXFR	Transfer (Regular)	706,019.42	0.00	
				0.00
MRP0100	DHS-MEDICAID REBATE REV	0.00		
RCPT	Receipt	0.00	105,729,824.55	
RXFR	Transfer (Regular)	105,286,995.91	0.00	
				-442,828.64
MSH0000	Safe Harbor Exploited Childre	-1,000.00		
RCPT	Receipt	0.00	1,125.74	
				-2,125.74
MSR0100	St Military Sp Revl	-528,066.71		
RXFR	Transfer (Regular)	13,366.51	3,172.20	
WARR	Warrants	178,014.62	0.00	
				-339,857.78
MST0000	Arkansas Acceleration Act706	-228,682.40		
WARR	Warrants	204,932.40	0.00	
				-23,750.00
MST0100	AEDC-AR Acceleration (790)	0.00		
RCPT	Receipt	0.00	26.10	
RXFR	Transfer (Regular)	0.00	2,100,000.00	
WARR	Warrants	1,050,000.00	0.00	
				-1,050,026.10
MTA0000	Miscellaneous Revolving	-108,813.72		
RCPT	Receipt	0.00	591,470.13	
RXFR	Transfer (Regular)	701,194.11	910.29	
				-0.03

Fund Transaction by Type

Start Date:7/1/15 End Date:12/31/15

Fund	Fund Description	Beginning Balance		Ending Balance
Type	Type Description	Debits	Credits	
MTA0201	Misc Revl-Widow/Depnd Chldr	-116,088.76		
CTAX	Claims & Taxes	0.00	43,419.53	
RCPT	Receipt	0.00	81.49	
RXFR	Transfer (Regular)	5,855.56	1,365,606.83	
WARR	Warrants	1,000,330.61	0.00	
				-519,010.44
MTA0202	Death Benefit Agency (0360)	-25,000.00		
RXFR	Transfer (Regular)	0.00	31,250.00	
WARR	Warrants	40,000.00	0.00	
				-16,250.00
MTA0245	Massage Therapy (0245)	-190.72		
RXFR	Transfer (Regular)	190.72	0.00	
				0.00
MTA0300	DFA-Miscellaneous Revl-Reve	-149,426.40		
CTAX	Claims & Taxes	0.00	34,175.41	
WARR	Warrants	35,983.56	0.00	
				-147,618.25
MTA0301	Sales/Use Tax Refunds (0630)	-22,513,970.67		
RXFR	Transfer (Regular)	1,668,589.12	38,538,309.90	
WARR	Warrants	53,855,993.77	0.00	
				-5,527,697.68
MTA0302	Motor Fuel Tax Ref (0630)	-79,106.07		
RXFR	Transfer (Regular)	0.00	559,326.30	
WARR	Warrants	614,254.33	0.00	
				-24,178.04
MTA0303	Natl Gas Sev Tax Ref (0630)	-4,205.89		
RXFR	Transfer (Regular)	0.00	6,527.07	
WARR	Warrants	6,715.07	0.00	
				-4,017.89
MTA0304	Alcohol Tax Refunds (0630)	-21,067.37		
RXFR	Transfer (Regular)	0.00	13,574.32	
WARR	Warrants	34,641.69	0.00	
				0.00
MTA0305	Soft Drink Tax Refunds (0630)	-235.81		
RXFR	Transfer (Regular)	0.00	883.00	
WARR	Warrants	1,118.81	0.00	
				0.00
MTA0306	Cigarette/Tobacco Tax Ref 063	-54.91		
RXFR	Transfer (Regular)	311.22	28,616.64	
WARR	Warrants	20,273.97	0.00	
				-8,086.36
MTA0307	Severance Tax Refunds (0630)	-1,193.79		
RXFR	Transfer (Regular)	0.00	71,951.53	
WARR	Warrants	71,133.11	0.00	
				-2,012.21
MTA0308	Amusement Tax Refunds (063	-1,325.15		
RXFR	Transfer (Regular)	0.00	1,295.00	
WARR	Warrants	2,450.15	0.00	
				-170.00
MTA0309	Vending Device Refunds (0630)	-10.00		

Fund Transaction by Type

Start Date:7/1/15 End Date:12/31/15

Fund	Fund Description	Beginning Balance	Ending Balance
Type	Type Description	Debits	Credits
RXFR	Transfer (Regular)	0.00	20,890.50
WARR	Warrants	14,843.00	0.00
			-6,057.50
MTA0314	Rice Assessment Refund (063)	0.00	
RXFR	Transfer (Regular)	0.00	9,964.83
WARR	Warrants	9,964.83	0.00
			0.00
MTA0315	Soybean Assessment Refund	0.00	
RXFR	Transfer (Regular)	0.00	2,464.01
WARR	Warrants	344.01	0.00
			-2,120.00
MTA0316	Wheat Assessment Refund (063)	-73.70	
RXFR	Transfer (Regular)	0.00	3,457.10
WARR	Warrants	3,457.10	0.00
			-73.70
MTA0317	Craft Trng Permits Refund 063	-356.86	
RXFR	Transfer (Regular)	0.00	19,479.15
WARR	Warrants	19,836.01	0.00
			0.00
MTA0318	Telephone Tariff (0630)	-31.80	
RXFR	Transfer (Regular)	0.00	28.00
WARR	Warrants	59.80	0.00
			0.00
MTA0319	WasteTireFeeRefund (0630)	-471.13	
RXFR	Transfer (Regular)	622.00	2,437.87
WARR	Warrants	1,789.77	0.00
			-497.23
MTA0321	Bingo Tax/Fee Refunds	0.00	
RXFR	Transfer (Regular)	0.00	215.00
WARR	Warrants	190.00	0.00
			-25.00
MTA0322	Misc Revol RET Tx/AdVal (063)	-1,699.50	
RXFR	Transfer (Regular)	0.00	54,013.40
WARR	Warrants	52,445.90	0.00
			-3,267.00
MTA03DS	Misc Revolv DrvSvcs (0630)	-14,612.02	
RXFR	Transfer (Regular)	580.94	28,155.12
WARR	Warrants	26,768.67	0.00
			-15,417.53
MTA03MV	MiscRevolv MotorVeh (0630)	-413,791.98	
RXFR	Transfer (Regular)	5,394.51	1,096,983.31
WARR	Warrants	1,084,723.70	0.00
			-420,657.08
MTA0401	Misc Revl-Ins Dept-Pub Sch Cl	-301,769.54	
RCPT	Receipt	0.00	150,162.65
WARR	Warrants	31,209.91	0.00
			-420,722.28
MTA0402	Misc Revl-Ins Dept-Co Claims	-70,794.96	
WARR	Warrants	10,497.73	0.00
			-60,297.23

Fund Transaction by Type

Start Date:7/1/15 End Date:12/31/15

Fund	Fund Description	Beginning Balance		Ending Balance
Type	Type Description	Debits	Credits	
MTA0403	Misc Revl-Ins Dept-City Claims	-381,225.78		
RCPT	Receipt	0.00	134.89	
RXFR	Transfer (Regular)	0.00	127.87	
WARR	Warrants	14,121.82	0.00	
				-367,366.72
MTA0404	Misc Revl-Ins Dept-Overpayme	-164,123.91		
CTAX	Claims & Taxes	142.00	1,313,263.82	
RADJ	Receipt Adjustment	1,105.00	0.00	
RXFR	Transfer (Regular)	54,619.31	0.00	
WARR	Warrants	1,222,058.52	0.00	
				-199,462.90
MTA2100	Misc Revl-St Empl Bikt Bnd Pr	-525.35		
RXFR	Transfer (Regular)	272,013.26	271,487.91	
				0.00
MTA6300	Misc Rev-Corp Fees & Tax Ref	-53,934.53		
CTAX	Claims & Taxes	286,521.90	542,441.07	
RXFR	Transfer (Regular)	136,308.95	136,158.95	
WARR	Warrants	267,336.51	0.00	
				-42,367.19
MUI0000	Unemploy Ins Adm §19-5-1230	-3,625,646.81		
RCPT	Receipt	0.00	1,017,764.71	
WARR	Warrants	741,255.87	0.00	
				-3,902,155.65
MWA0100	Geology Map Resale Revolving	-33,631.79		
RCPT	Receipt	0.00	5,795.07	
RXFR	Transfer (Regular)	0.00	30.38	
WARR	Warrants	1,382.34	0.00	
				-38,074.90
MWF0000	COUNTY ROAD CONST & MAI	0.00		
RXFR	Transfer (Regular)	12,882.00	12,882.00	
				0.00
MWH0200	ADEM Federal Surplus 1187/05	-972,412.94		
RCPT	Receipt	0.00	766,997.29	
RXFR	Transfer (Regular)	380,469.19	2,475.00	
WARR	Warrants	408,497.48	0.00	
				-952,918.56
MWJ0100	ABA Administration	-5,098,839.69		
RXFR	Transfer (Regular)	4,896,785.53	2,761.85	
WARR	Warrants	204,710.14	0.00	
				-105.87
MWJ0101	DFA Build Auth Admin (615)	0.00		
RCPT	Receipt	0.00	5,997,504.86	
RXFR	Transfer (Regular)	1,889,378.68	4,942,081.06	
WARR	Warrants	3,634,751.41	0.00	
				-5,415,455.83
MWJ0200	Justice Building Construction	-56,866.48		
RXFR	Transfer (Regular)	34,382.71	615.64	
WARR	Warrants	23,099.41	0.00	
				0.00
MWJ0201	Justice Building Con (615)	0.00		
RXFR	Transfer (Regular)	57,438.64	332,117.28	

Fund Transaction by Type

Start Date:7/1/15 End Date:12/31/15

Fund	Fund Description	Beginning Balance		Ending Balance
Type	Type Description	Debits	Credits	
WARR	Warrants	231,375.93	0.00	
				-43,302.71
MWJ0300	ABA Critical Maintenance			-3,554,649.32
RXFR	Transfer (Regular)	3,551,018.41	279.08	
WARR	Warrants	3,909.99	0.00	
				0.00
MWJ0301	Critical Maintenance (615)			0.00
RXFR	Transfer (Regular)	0.00	4,515,208.87	
WARR	Warrants	419,831.71	0.00	
				-4,095,377.16
MWP0000	Solid Waste Performance Bon			-2,008,399.46
WARR	Warrants	648,708.02	0.00	
				-1,359,691.44
MWS0000	Workforce Services § 19-5-123			-239.00
GDIS	Distribution (General Fund)	0.00	1,966,211.56	
RXFR	Transfer (Regular)	518,219.15	10,000.00	
				-1,458,231.41
MWW0000	Wastwater Licensing			-442,147.22
RCPT	Receipt	0.00	94,070.00	
RXFR	Transfer (Regular)	30,519.38	0.00	
WARR	Warrants	7,515.38	0.00	
				-498,182.46
NAB0000	DFA-ABC-Admin-Int Treas			-4,106.32
COFF	Checks Charged Off	10.00	0.00	
DXFR	Transfer (Deduction)	0.00	28.75	
RCPT	Receipt	0.00	360.00	
				-4,485.07
NAC0000	Admin Off Of Crts-Interest Tre			-151,780.26
DXFR	Transfer (Deduction)	0.00	954.79	
RCPT	Receipt	0.00	27,550.00	
RXFR	Transfer (Regular)	850.00	0.00	
WARR	Warrants	54,401.48	0.00	
				-125,033.57
NAC0200	Adm Office of Courts Treas Int			-254,121.55
DXFR	Transfer (Deduction)	0.00	1,678.30	
RCPT	Receipt	0.00	24,903.90	
WARR	Warrants	25,099.48	0.00	
				-255,604.27
NAC0300	AOC Court Mgmt Prog (0023)			-26,480.47
DXFR	Transfer (Deduction)	0.00	136.86	
RCPT	Receipt	0.00	1,500.00	
WARR	Warrants	10,594.34	0.00	
				-17,522.99
NAC0500	Court Automation Project (002)			-12,835.41
DXFR	Transfer (Deduction)	0.00	117.50	
RCPT	Receipt	0.00	110,000.00	
WARR	Warrants	12,717.66	0.00	
				-110,235.25
NAC0600	Court Interpreters Act 1050 13			-21,380.62
DXFR	Transfer (Deduction)	0.00	73.31	
RCPT	Receipt	0.00	4,501.29	

Fund Transaction by Type

Start Date:7/1/15

End Date:12/31/15

Fund	Fund Description	Beginning Balance		Ending Balance
Type	Type Description	Debits	Credits	
RXFR	Transfer (Regular)	0.00	640.00	
WARR	Warrants	16,824.63	0.00	
				-9,770.59
NAD0000	Agri Cash Operations (0400)	-14,590.98		
DXFR	Transfer (Deduction)	0.00	141.18	
RCPT	Receipt	0.00	16,184.60	
RXFR	Transfer (Regular)	0.00	3,050.00	
WARR	Warrants	9,825.26	0.00	
				-24,141.50
NAG2015	Cash Fund for AG FY2015	-34.67		
DXFR	Transfer (Deduction)	0.00	0.23	
				-34.90
NAI0000	Architect/Landscape/Int Desig	-1,865,475.17		
DXFR	Transfer (Deduction)	0.00	12,988.92	
RCPT	Receipt	0.00	220,405.92	
RXFR	Transfer (Regular)	105,409.39	0.00	
WARR	Warrants	78,469.76	0.00	
				-1,914,990.86
NAT0000	AR St Athletic Trng Brd (0208)	-151,194.32		
DXFR	Transfer (Deduction)	0.00	1,010.36	
RCPT	Receipt	0.00	6,850.00	
WARR	Warrants	8,153.96	0.00	
				-150,900.72
NBA0300	CIT ABA Asbestos (0350)	-3,238,896.30		
DXFR	Transfer (Deduction)	0.00	423.43	
RXFR	Transfer (Regular)	3,235,419.52	0.00	
WARR	Warrants	3,900.00	0.00	
				-0.21
NBA0301	Cash in Treasury (615)	0.00		
DXFR	Transfer (Deduction)	0.00	20,903.55	
RXFR	Transfer (Regular)	0.00	3,235,419.52	
WARR	Warrants	141,807.22	0.00	
				-3,114,515.85
NBB0000	Bail Bondsman Cash	-112,130.41		
RCPT	Receipt	0.00	42,217.50	
RXFR	Transfer (Regular)	4,680.00	0.00	
WARR	Warrants	37,027.50	0.00	
				-112,640.41
NBE0000	Barber Examiners Bd 50/09	-149,768.65		
COFF	Checks Charged Off	350.00	0.00	
DXFR	Transfer (Deduction)	0.00	1,492.52	
RCPT	Receipt	0.00	203,898.00	
RXFR	Transfer (Regular)	96,751.40	86.31	
WARR	Warrants	32,468.42	0.00	
				-225,675.66
NBF0000	Burial Board (0215)	-223,711.89		
DXFR	Transfer (Deduction)	0.00	1,570.48	
RCPT	Receipt	0.00	1,201.51	
RXFR	Transfer (Regular)	46,986.80	51,035.00	
WARR	Warrants	13,530.48	0.00	
				-217,001.60

Fund Transaction by Type

Start Date:7/1/15 End Date:12/31/15

Fund	Fund Description	Beginning Balance		Ending Balance
Type	Type Description	Debits	Credits	
NBF0100	Burial Board Guaranty (0215)	-94,747.65		
DXFR	Transfer (Deduction)	0.00	631.82	
				-95,379.47
NBP0000	Psychology Bd Operations Cl	-389,804.97		
DXFR	Transfer (Deduction)	0.00	2,581.14	
RCPT	Receipt	0.00	48,290.76	
RXFR	Transfer (Regular)	33,883.89	463.89	
WARR	Warrants	44,237.57	0.00	
				-363,019.30
NCA0000	Assessment Coordination (048	-124,715.03		
DXFR	Transfer (Deduction)	0.00	837.87	
RCPT	Receipt	0.00	4,651.35	
				-130,204.25
NCB0000	Cemetery Bd-Interest Treas	-42,350.16		
DXFR	Transfer (Deduction)	0.00	280.94	
RCPT	Receipt	0.00	2,519.00	
RXFR	Transfer (Regular)	645.90	0.00	
WARR	Warrants	2,189.50	0.00	
				-42,314.70
NCB0100	CB Insolvent Loan Fund (0218	-92,612.08		
DXFR	Transfer (Deduction)	0.00	618.10	
RCPT	Receipt	0.00	100.00	
				-93,330.18
NCC0000	ACC Residents Services (0485	-1,674,942.72		
DXFR	Transfer (Deduction)	0.00	10,193.03	
RCPT	Receipt	0.00	757,260.90	
RXFR	Transfer (Regular)	0.00	3,344.03	
WARR	Warrants	1,047,541.61	0.00	
				-1,398,199.07
NCC1600	DCC Cash Administration	-14,397.53		
DXFR	Transfer (Deduction)	0.00	99.33	
RCPT	Receipt	0.00	890.00	
				-15,386.86
NCD0001	ACIC-Sys Conf-Int Treas	-1,831.75		
DXFR	Transfer (Deduction)	0.00	14.07	
RCPT	Receipt	0.00	500.00	
WARR	Warrants	177.46	0.00	
				-2,168.36
NCE0100	Career Ed-LESO (0590)	-255,418.24		
DXFR	Transfer (Deduction)	0.00	1,773.73	
RCPT	Receipt	0.00	14,726.20	
WARR	Warrants	4,525.10	0.00	
				-267,393.07
NCE0200	Career Coaches (0590)	-41,803.68		
DXFR	Transfer (Deduction)	0.00	25.35	
WARR	Warrants	41,828.39	0.00	
				-0.64
NCE0300	AR Works-Sch Dist Const (590	-69,150.73		
DXFR	Transfer (Deduction)	0.00	4,433.39	
RCPT	Receipt	0.00	852,790.07	
WARR	Warrants	87,235.62	0.00	

Fund Transaction by Type

Start Date:7/1/15 End Date:12/31/15

Fund	Fund Description	Beginning Balance		Ending Balance
Type	Type Description	Debits	Credits	
				-839,138.57
NCG0300	Landslide Rsch (0420)		0.00	
DXFR	Transfer (Deduction)	0.00	631.22	
RXFR	Transfer (Regular)	4,738.37	110,000.00	
WARR	Warrants	7,323.47	0.00	
				-98,569.38
NCH0000	Chiropractic Exam Brd (0265)		-293,176.94	
DXFR	Transfer (Deduction)	0.00	1,998.39	
RCPT	Receipt	0.00	115,121.75	
RXFR	Transfer (Regular)	23,254.23	0.00	
WARR	Warrants	30,902.64	0.00	
				-356,140.21
NCP0000	Prosecutor CoordCashFund (C		-0.01	
RXFR	Transfer (Regular)	0.01	0.00	
				0.00
NCS0000	Supreme Court Cash (0032)		-11,631.25	
DXFR	Transfer (Deduction)	0.00	77.55	
				-11,708.80
NDA0000	Alcohol/Drug Abuse (0204)		-18,324.46	
DXFR	Transfer (Deduction)	0.00	90.53	
RCPT	Receipt	0.00	10,730.00	
RXFR	Transfer (Regular)	2,397.48	0.00	
WARR	Warrants	10,884.70	0.00	
				-15,862.81
NDC0100	ADC Inmate Telephone		-980,406.55	
DXFR	Transfer (Deduction)	0.00	6,246.51	
RCPT	Receipt	0.00	1,236,854.86	
RXFR	Transfer (Regular)	868.42	20,021.56	
WARR	Warrants	1,091,149.44	0.00	
				-1,151,511.62
NDC0200	ADC Inmate Welfare		-3,732,308.01	
DXFR	Transfer (Deduction)	0.00	30,121.67	
RCPT	Receipt	0.00	6,144,720.38	
RXFR	Transfer (Regular)	3,576.69	455.34	
WARR	Warrants	5,605,808.73	0.00	
				-4,298,219.98
NDC0300	ADC Work Release		-6,141,498.52	
DXFR	Transfer (Deduction)	0.00	44,414.89	
RCPT	Receipt	0.00	1,727,387.15	
RXFR	Transfer (Regular)	9,503.10	61,271.51	
WARR	Warrants	978,100.26	0.00	
				-6,986,968.71
NDC0400	NDC0400 **Review**		-51,091.16	
DXFR	Transfer (Deduction)	0.00	339.14	
WARR	Warrants	451.50	0.00	
				-50,978.80
NDC0500	ADC Paws in Prison		-73,242.32	
DXFR	Transfer (Deduction)	0.00	529.20	
RXFR	Transfer (Regular)	0.00	22,579.42	
WARR	Warrants	28,287.50	0.00	
				-68,063.44

Fund Transaction by Type

Start Date:7/1/15 End Date:12/31/15

Fund	Fund Description	Beginning Balance		Ending Balance
Type	Type Description	Debits	Credits	
NDD0001	Insurance-MM-Interest Treas	-72,520.32		
DXFR	Transfer (Deduction)	0.00	470.02	
WARR	Warrants	2,409.83	0.00	
				-70,580.51
NDD0002	Insurance-Travel-Interest Trea	-1,162.04		
DXFR	Transfer (Deduction)	0.00	11.32	
RCPT	Receipt	0.00	23,694.81	
WARR	Warrants	23,694.81	0.00	
				-1,173.36
NDD0003	INS-Criminal Background Che	-18,574.82		
COFF	Checks Charged Off	22.00	0.00	
CTAX	Claims & Taxes	0.00	22.00	
DXFR	Transfer (Deduction)	0.00	105.01	
RCPT	Receipt	0.00	28,864.00	
RXFR	Transfer (Regular)	0.00	1,342.00	
WARR	Warrants	35,376.00	0.00	
				-13,509.83
NDD0005	REGULATORY CONTACTS (04	0.00		
DXFR	Transfer (Deduction)	0.00	1,548.00	
RXFR	Transfer (Regular)	2,650.00	339,054.64	
WARR	Warrants	152,927.66	0.00	
				-185,024.98
NDE0000	Energy Efficiency Cash (0790)	-341,822.24		
DXFR	Transfer (Deduction)	0.00	3,320.07	
RCPT	Receipt	0.00	298,821.56	
RXFR	Transfer (Regular)	150,286.88	0.00	
WARR	Warrants	192,893.44	0.00	
				-300,783.55
NDE0200	Clean Cities Coalition19-5-104	-67,919.89		
DXFR	Transfer (Deduction)	0.00	443.66	
RCPT	Receipt	0.00	10,300.00	
WARR	Warrants	21,459.23	0.00	
				-57,204.32
NDE0300	Gaseous Fuels Rebate Prg (07	-1,228,999.27		
DXFR	Transfer (Deduction)	0.00	5,712.34	
WARR	Warrants	409,000.00	0.00	
				-825,711.61
NDE0700	AG-Grant-ArgentaCtr (0790)	-8.46		
DXFR	Transfer (Deduction)	0.00	0.06	
				-8.52
NDE0800	RURAL FIRE DEPT GRANTS ((0.00		
DXFR	Transfer (Deduction)	0.00	2,047.95	
RCPT	Receipt	0.00	500,000.00	
				-502,047.95
NDE0900	RURAL SERV CONF CASH FD	0.00		
DXFR	Transfer (Deduction)	0.00	168.49	
RCPT	Receipt	0.00	41,201.36	
WARR	Warrants	62.50	0.00	
				-41,307.35
NDL0000	Dietetics Lic. Brd Oper. Cash	-178,007.29		
COFF	Checks Charged Off	85.00	0.00	

Fund Transaction by Type

Start Date:7/1/15

End Date:12/31/15

Fund	Fund Description	Beginning Balance		Ending Balance
Type	Type Description	Debits	Credits	
DXFR	Transfer (Deduction)	0.00	1,218.49	
RCPT	Receipt	0.00	36,680.00	
RXFR	Transfer (Regular)	11,857.80	0.00	
WARR	Warrants	4,778.59	0.00	
				-199,184.39
NDP0001	DFA-Gov Conf Family-Int Trea			-499.78
DXFR	Transfer (Deduction)	0.00	3.33	
				-503.11
NDP0002	DFA-Gas Pipeline-Int Treas			-692,205.35
DXFR	Transfer (Deduction)	0.00	4,615.88	
				-696,821.23
NDP0003	DFA-Drug Director-Int Treas			-166.22
DXFR	Transfer (Deduction)	0.00	1.10	
				-167.32
NDP0007	Albert Pike Area Disaster(0620			-5,371.10
DXFR	Transfer (Deduction)	0.00	35.81	
				-5,406.91
NDP0008	Trial Court Asst Fnd Supp 062			-84,966.09
DXFR	Transfer (Deduction)	0.00	566.58	
				-85,532.67
NDP0009	Fire Prevention Comm Gr (062			-9,176.73
DXFR	Transfer (Deduction)	0.00	61.20	
				-9,237.93
NDP0012	Asbestos Settlement (0620)			-2,544.27
DXFR	Transfer (Deduction)	0.00	16.96	
				-2,561.23
NDP0013	Disaster Donations			-30.32
DXFR	Transfer (Deduction)	0.00	0.20	
				-30.52
NDP0014	2014 GovernorTransOut (0620			-19,517.76
DXFR	Transfer (Deduction)	0.00	130.15	
				-19,647.91
NDP0015	2014 Governor Trans In (0620)			-20,716.64
DXFR	Transfer (Deduction)	0.00	138.14	
				-20,854.78
NDR0100	Fish&WildlifeConservGrant 02			0.00
DXFR	Transfer (Deduction)	0.00	170.16	
RXFR	Transfer (Regular)	0.00	600,079.64	
				-600,249.80
NDS0100	CIT DS Asbestos (0513)			-12,969.41
DXFR	Transfer (Deduction)	0.00	86.49	
				-13,055.90
NDW0001	Labor-Wage/Hour-Int Treas			-105,072.73
COFF	Checks Charged Off	2,996.36	0.00	
RCPT	Receipt	0.00	36,428.43	
WARR	Warrants	36,931.79	0.00	
				-101,573.01
NDW0002	Labor-Seminar/Conf-Int Treas			-9,839.10
DXFR	Transfer (Deduction)	0.00	67.58	
RXFR	Transfer (Regular)	0.00	22,006.00	

Fund Transaction by Type

Start Date:7/1/15 End Date:12/31/15

Fund	Fund Description	Beginning Balance		Ending Balance
Type	Type Description	Debits	Credits	
WARR	Warrants	18,531.62	0.00	
				-13,381.06
NEC0000	Board Examiners In Counselin	-773,468.18		
COFF	Checks Charged Off	700.00	0.00	
DXFR	Transfer (Deduction)	0.00	4,730.42	
RCPT	Receipt	0.00	63,695.57	
RXFR	Transfer (Regular)	98,883.61	0.00	
WARR	Warrants	103,512.01	0.00	
				-638,798.55
NED0001	ADE-Ait	-242,940.67		
DXFR	Transfer (Deduction)	0.00	1,609.37	
RCPT	Receipt	0.00	56,656.24	
WARR	Warrants	74,710.58	0.00	
				-226,495.70
NED0004	ADE-Multiple-Int Treas	-919,122.15		
DXFR	Transfer (Deduction)	0.00	6,175.46	
RCPT	Receipt	0.00	29,000.00	
RXFR	Transfer (Regular)	0.00	13,244.94	
WARR	Warrants	62,778.76	0.00	
				-904,763.79
NED0006	ADE-Medicaid-Int Treas	-9,766.05		
DXFR	Transfer (Deduction)	0.00	6,400.57	
RCPT	Receipt	0.00	3,361,628.18	
RXFR	Transfer (Regular)	2,755,500.95	16,684.01	
				-638,977.86
NED0008	ADE Fish/Wildlife Conserv (05	-2.04		
RXFR	Transfer (Regular)	2.04	0.00	
				0.00
NED0010	ADE Treas Cash For Conf Fee:	-689,835.15		
COFF	Checks Charged Off	375.00	0.00	
DXFR	Transfer (Deduction)	0.00	4,830.73	
RCPT	Receipt	0.00	173,778.01	
RXFR	Transfer (Regular)	16,745.64	1,102.29	
WARR	Warrants	165,115.52	0.00	
				-687,310.02
NED0012	AR Medicaid Admin Claims	-1,146,697.07		
DXFR	Transfer (Deduction)	0.00	6,192.37	
RXFR	Transfer (Regular)	40,270.61	4,014,272.10	
WARR	Warrants	5,120,698.56	0.00	
				-6,192.37
NED0013	Pro Lic Standards Brd (0500)	-1,816,574.08		
DXFR	Transfer (Deduction)	0.00	12,712.93	
RCPT	Receipt	0.00	514,296.77	
RXFR	Transfer (Regular)	292,300.10	1,716.25	
WARR	Warrants	140,200.58	0.00	
				-1,912,799.35
NED0015	Opn Enrollmnt Chrter Sch (050	-150,205.78		
DXFR	Transfer (Deduction)	0.00	524.51	
WARR	Warrants	80,378.65	0.00	
				-70,351.64
NED0016	LR Deseg Escrow Acct (0500)	-2,067,958.72		

Fund Transaction by Type

Start Date:7/1/15 End Date:12/31/15

Fund	Fund Description	Beginning Balance		Ending Balance
Type	Type Description	Debits	Credits	
DXFR	Transfer (Deduction)	0.00	13,752.28	
RXFR	Transfer (Regular)	13,192.90	0.00	
				-2,068,518.10
NEF0000	E&FD Board (0233)	-215,712.36		
DXFR	Transfer (Deduction)	0.00	1,108.92	
RCPT	Receipt	0.00	117,850.00	
RXFR	Transfer (Regular)	81,938.35	0.00	
WARR	Warrants	26,240.38	0.00	
				-226,492.55
NEM0001	ADEM-Radiological Emrg-Int T	-130,120.30		
DXFR	Transfer (Deduction)	0.00	897.73	
RXFR	Transfer (Regular)	0.00	7,500.00	
WARR	Warrants	546.45	0.00	
				-137,971.58
NEM0002	ADEM-Oprs-Int Treas	-178,359.78		
DXFR	Transfer (Deduction)	0.00	1,123.10	
RCPT	Receipt	0.00	6,000.00	
RXFR	Transfer (Regular)	2,475.00	52.86	
WARR	Warrants	17,021.20	0.00	
				-166,039.54
NEM0005	Healthier Arkansas (0995)	-307.83		
DXFR	Transfer (Deduction)	0.00	2.05	
				-309.88
NEM0006	911 Rural Enhancement Fund	-269,208.54		
DXFR	Transfer (Deduction)	0.00	5,130.36	
RCPT	Receipt	0.00	1,500,000.00	
RXFR	Transfer (Regular)	18,227.05	0.00	
WARR	Warrants	848,010.71	0.00	
				-908,101.14
NEM0007	School Panic Button (0995)	0.00		
DXFR	Transfer (Deduction)	0.00	876.93	
RXFR	Transfer (Regular)	0.00	950,000.00	
WARR	Warrants	950,000.00	0.00	
				-876.93
NES0000	PELS Treasury Pay	-1,079,857.10		
DXFR	Transfer (Deduction)	0.00	6,883.28	
RCPT	Receipt	0.00	419,865.00	
RXFR	Transfer (Regular)	165,372.73	106.46	
WARR	Warrants	102,717.38	0.00	
				-1,238,621.73
NET0001	ETV-Oprs-Interest Treas	-296,835.68		
DXFR	Transfer (Deduction)	0.00	4,060.76	
RCPT	Receipt	0.00	278,454.46	
RXFR	Transfer (Regular)	107,691.42	534,853.91	
WARR	Warrants	836,038.90	0.00	
				-170,474.49
NET0002	ETV-Cmty Serv Grnt A-Int Treas	-2,132,835.10		
DXFR	Transfer (Deduction)	0.00	12,352.33	
RCPT	Receipt	0.00	1,532,657.00	
RXFR	Transfer (Regular)	18,517.26	9,938.93	
WARR	Warrants	1,762,977.29	0.00	

Fund Transaction by Type

Start Date:7/1/15 End Date:12/31/15

Fund	Fund Description	Beginning Balance		Ending Balance
Type	Type Description	Debits	Credits	
				-1,906,288.81
NET0003	ETV-ADE Prof Dev (0516)	-242,804.86		
DXFR	Transfer (Deduction)	0.00	15,015.84	
RCPT	Receipt	0.00	479.35	
RXFR	Transfer (Regular)	1,172,496.43	3,606,835.30	
WARR	Warrants	687,396.75	0.00	
				-2,005,242.17
NFA0003	DFA-Training-Int Treas	-329,976.02		
DXFR	Transfer (Deduction)	0.00	2,270.93	
RCPT	Receipt	0.00	38,881.38	
WARR	Warrants	23,684.88	0.00	
				-347,443.45
NFA0004	DFA-EBD-Cash Fund	-80,229.05		
DXFR	Transfer (Deduction)	0.00	1,182.11	
RCPT	Receipt	0.00	250,000.00	
RXFR	Transfer (Regular)	122,102.39	0.00	
WARR	Warrants	39,029.10	0.00	
				-170,279.67
NFA0007	DFA-Vendor Fees-Int Treas	-230,297.03		
DXFR	Transfer (Deduction)	0.00	1,563.10	
RCPT	Receipt	0.00	7,370.25	
WARR	Warrants	343.50	0.00	
				-238,886.88
NFA0009	DFA-Boards & Comm. Semina	-5,808.94		
DXFR	Transfer (Deduction)	0.00	38.74	
				-5,847.68
NFA0010	DFA OSP Rebates	-916,879.39		
DXFR	Transfer (Deduction)	0.00	6,719.28	
RCPT	Receipt	0.00	181,138.33	
WARR	Warrants	16,069.03	0.00	
				-1,088,667.97
NFA0011	DFA EBD CMS	-97,332.42		
DXFR	Transfer (Deduction)	0.00	1,293.47	
RCPT	Receipt	0.00	250,000.00	
RXFR	Transfer (Regular)	133,537.06	0.00	
WARR	Warrants	35,259.40	0.00	
				-179,829.43
NFA0012	IRC Treas Cash Conf Fee (061)	0.00		
DXFR	Transfer (Deduction)	0.00	111.82	
RCPT	Receipt	0.00	13,595.00	
RXFR	Transfer (Regular)	100.00	16,695.64	
WARR	Warrants	10,574.99	0.00	
				-19,727.47
NFC0100	Agri Dept AFC (0400)	-122.19		
DXFR	Transfer (Deduction)	0.00	0.81	
				-123.00
NGC0000	Geology Comm-Interest Treas	-1,079.67		
DXFR	Transfer (Deduction)	0.00	7.19	
				-1,086.86
NGC0100	AGS-PRIVATE GRANTS (0420)	-8,057.05		
DXFR	Transfer (Deduction)	0.00	48.61	

Fund Transaction by Type

Start Date:7/1/15 End Date:12/31/15

Fund	Fund Description	Beginning Balance		Ending Balance
Type	Type Description	Debits	Credits	
WARR	Warrants	1,032.74	0.00	
				-7,072.92
NGC0200	Registration of Prof Geologist	-79,278.11		
DXFR	Transfer (Deduction)	0.00	490.41	
RCPT	Receipt	0.00	9,080.38	
RXFR	Transfer (Regular)	11,582.01	0.00	
WARR	Warrants	10,089.05	0.00	
				-67,177.84
NGM0000	Governor's Mansion 609/09 S	-178,913.13		
DXFR	Transfer (Deduction)	0.00	1,784.41	
RCPT	Receipt	0.00	156,964.17	
RXFR	Transfer (Regular)	0.00	200,000.00	
WARR	Warrants	451,177.33	0.00	
				-86,484.38
NHE0000	SBHE-Interest Treas	-2,000,745.48		
DXFR	Transfer (Deduction)	0.00	7,797.20	
RXFR	Transfer (Regular)	2,000,000.00	0.00	
				-8,542.68
NHE0100	College Goal Sunday (0700)	-2,080.28		
DXFR	Transfer (Deduction)	0.00	9.62	
RXFR	Transfer (Regular)	1,600.00	0.00	
				-489.90
NHE0200	Achieving the Dream (0700)	-108,410.29		
DXFR	Transfer (Deduction)	0.00	722.93	
				-109,133.22
NHE0300	Policy Sol-Adult Learners(0700)	-113.96		
DXFR	Transfer (Deduction)	0.00	0.75	
				-114.71
NHE0400	MahlonMartin Scholarship(0700)	-85,461.22		
DXFR	Transfer (Deduction)	0.00	569.89	
				-86,031.11
NHE0500	Statewide Conf-Higher Ed (0700)	-1,289.12		
DXFR	Transfer (Deduction)	0.00	6.50	
RCPT	Receipt	0.00	4,050.00	
RXFR	Transfer (Regular)	0.00	1,600.00	
WARR	Warrants	3,773.13	0.00	
				-3,172.49
NHE0600	ADHE College Access Challen	-112,405.39		
DXFR	Transfer (Deduction)	0.00	749.56	
				-113,154.95
NHE0700	Complete College America (0700)	-106,958.36		
DXFR	Transfer (Deduction)	0.00	713.24	
				-107,671.60
NHS0102	DHS-Vol-Citizens Part-Int Trea	-7,539.81		
DXFR	Transfer (Deduction)	0.00	63.13	
RCPT	Receipt	0.00	3,030.00	
WARR	Warrants	10.00	0.00	
				-10,622.94
NHS0103	DHS-Residents Benefits-Int Tr	-24,669.10		
DXFR	Transfer (Deduction)	0.00	162.23	

Fund Transaction by Type

Start Date:7/1/15 End Date:12/31/15

Fund	Fund Description	Beginning Balance		Ending Balance
Type	Type Description	Debits	Credits	
RCPT	Receipt	0.00	4,716.50	
RXFR	Transfer (Regular)	0.00	26.46	
WARR	Warrants	5,526.20	0.00	
				-24,048.09
NHS0105	Vision Exams&GlassesUniscC			-395.77
DXFR	Transfer (Deduction)	0.00	2.64	
				-398.41
NHS0110	DHS-DCCEC-Int Treas			-17,385.48
DXFR	Transfer (Deduction)	0.00	119.09	
RCPT	Receipt	0.00	1,007.20	
				-18,511.77
NHS0201	DCO-Commodity Distr-Int Treas			-163,799.68
DXFR	Transfer (Deduction)	0.00	1,063.65	
RCPT	Receipt	0.00	37.33	
WARR	Warrants	7,773.20	0.00	
				-157,127.46
NHS0401	Ash-Patients Benefits-Int Treas			-12,124.88
DXFR	Transfer (Deduction)	0.00	62.20	
RCPT	Receipt	0.00	4,401.89	
WARR	Warrants	6,799.94	0.00	
				-9,789.03
NHS0403	DHS-St Hosp Canteen-Int Treas			-189.39
DXFR	Transfer (Deduction)	0.00	1.26	
				-190.65
NHS0701	DO-At Risk Youth Grant (0710)			-4.35
DXFR	Transfer (Deduction)	0.00	0.02	
				-4.37
NLC0000	Contractor's Lic Brd (0224)			-1,466,545.11
COFF	Checks Charged Off	3,925.00	0.00	
DXFR	Transfer (Deduction)	0.00	9,275.61	
RCPT	Receipt	0.00	593,675.04	
RXFR	Transfer (Regular)	487,493.99	0.00	
WARR	Warrants	250,995.69	0.00	
				-1,327,081.08
NLC0100	ContracDep lieu of PerfBd 022			-310,000.00
WARR	Warrants	20,000.00	0.00	
				-290,000.00
NMD0001	Military-Oprs-Int Treas			-1,535,820.83
DXFR	Transfer (Deduction)	0.00	10,351.94	
RCPT	Receipt	0.00	50,539.96	
RXFR	Transfer (Regular)	53,010.00	52,933.50	
WARR	Warrants	20,568.06	0.00	
				-1,576,068.17
NMD0002	Military-Counterdrug-Int Treas			-55,267.98
DXFR	Transfer (Deduction)	0.00	368.55	
				-55,636.53
NMD0004	Military-Drub Eradication			-7,178.26
DXFR	Transfer (Deduction)	0.00	47.88	
				-7,226.14
NMD0008	MIL TIMBER ACCOUNT			-232,477.84

Fund Transaction by Type

Start Date:7/1/15 End Date:12/31/15

Fund	Fund Description	Beginning Balance		Ending Balance
Type	Type Description	Debits	Credits	
DXFR	Transfer (Deduction)	0.00	1,510.40	
RXFR	Transfer (Regular)	25,310.29	0.00	
WARR	Warrants	3,931.72	0.00	
				-204,746.23
NMD0010	Disaster Assist (0975)			-177.40
DXFR	Transfer (Deduction)	0.00	1.17	
				-178.57
NMD0011	Camp Robinson PublicUse (09			-106,056.12
DXFR	Transfer (Deduction)	0.00	693.16	
RCPT	Receipt	0.00	18,994.00	
RXFR	Transfer (Regular)	0.00	104.48	
WARR	Warrants	36,784.75	0.00	
				-89,063.01
NMH0000	Minority Hlth Cash/Treasury(0:			-19,432.55
DXFR	Transfer (Deduction)	0.00	129.59	
RCPT	Receipt	0.00	3.77	
				-19,565.91
NMK0000	MLK-Treasury Cash (0318)			-34,302.53
DXFR	Transfer (Deduction)	0.00	313.33	
RCPT	Receipt	0.00	35,001.04	
RXFR	Transfer (Regular)	8,848.09	0.00	
WARR	Warrants	55,445.95	0.00	
				-5,322.86
NMV0000	MV Special Plates State (0630)			-110,217.57
RXFR	Transfer (Regular)	0.00	610,342.27	
WARR	Warrants	632,963.29	0.00	
				-87,596.55
NMV0001	MVSpecial PlatesNonState (06			-90,179.88
RXFR	Transfer (Regular)	0.00	444,471.11	
WARR	Warrants	454,178.54	0.00	
				-80,472.45
NMV0002	IRP Refunds (0630)			-4,022,524.38
DXFR	Transfer (Deduction)	0.00	31,325.45	
RADJ	Receipt Adjustment	2,000,000.00	0.00	
RXFR	Transfer (Regular)	18,350,623.68	20,382,137.48	
WARR	Warrants	440,697.17	0.00	
				-3,644,666.46
NMV0004	911 Prepaid Wireless (0630)			-316,853.10
DXFR	Transfer (Deduction)	0.00	3,018.89	
RXFR	Transfer (Regular)	1,998.61	2,130,707.12	
WARR	Warrants	1,808,091.07	0.00	
				-640,489.43
NMV0005	CIT DFA REV Asbestos (0630)			-3,986.76
DXFR	Transfer (Deduction)	0.00	26.59	
				-4,013.35
NNB0000	ASNB Nurse Ed Workshop			-24,744.43
DXFR	Transfer (Deduction)	0.00	155.93	
WARR	Warrants	5,000.00	0.00	
				-19,900.36
NNB0100	Bkgrnd Ck-Cash in Treasury0:			-55,634.93
DXFR	Transfer (Deduction)	0.00	175.51	

Fund Transaction by Type

Start Date:7/1/15 End Date:12/31/15

Fund	Fund Description	Beginning Balance		Ending Balance
Type	Type Description	Debits	Credits	
RCPT	Receipt	0.00	76,934.50	
WARR	Warrants	82,165.75	0.00	
				-50,579.19
NNB0200	Nursing Scholar Loan 9/09	-166,436.58		
DXFR	Transfer (Deduction)	0.00	1,096.86	
RCPT	Receipt	0.00	2,199.00	
WARR	Warrants	28,500.00	0.00	
				-141,232.44
NNH0101	DAH-DCC Interest Treas	-2,733.98		
DXFR	Transfer (Deduction)	0.00	30.46	
RCPT	Receipt	0.00	23,870.74	
WARR	Warrants	24,042.22	0.00	
				-2,592.96
NNH0201	DAH AAC Treasury Cash	-100,562.04		
DXFR	Transfer (Deduction)	0.00	316.62	
RCPT	Receipt	0.00	2,610.96	
WARR	Warrants	96,294.39	0.00	
				-7,195.23
NNH0202	SallyWilliams Artist Fd (0870)	-35,580.00		
DXFR	Transfer (Deduction)	0.00	216.26	
WARR	Warrants	6,035.00	0.00	
				-29,761.26
NNH0301	DAH-Old St House-Int Treas	-181,210.14		
DXFR	Transfer (Deduction)	0.00	1,224.26	
RCPT	Receipt	0.00	3,650.00	
				-186,084.40
NNH0302	Ark Cmtve-Trapnall Hall-Int Tr	-39,073.75		
DXFR	Transfer (Deduction)	0.00	266.81	
RCPT	Receipt	0.00	10,812.50	
RXFR	Transfer (Regular)	3,340.51	0.00	
WARR	Warrants	6,658.14	0.00	
				-40,154.41
NNH0304	Ark Cmtve-Gift Shop-Int Treas	-622.94		
DXFR	Transfer (Deduction)	0.00	4.13	
RCPT	Receipt	0.00	130.80	
WARR	Warrants	244.27	0.00	
				-513.60
NNH0403	DAH-Hist Pres Main Street Pro	-2,669.06		
DXFR	Transfer (Deduction)	0.00	17.79	
				-2,686.85
NNH0404	DAH-AHPP Cash in Treas (087	-162,685.63		
COFF	Checks Charged Off	734.19	0.00	
DXFR	Transfer (Deduction)	0.00	1,152.49	
RCPT	Receipt	0.00	17,668.77	
				-180,772.70
NNH0501	Ntl Hrtg-Stewardship-Int Treas	-60,183.96		
DXFR	Transfer (Deduction)	0.00	268.20	
RXFR	Transfer (Regular)	0.39	46,092.82	
WARR	Warrants	48,250.00	0.00	
				-58,294.59
NNH0503	Ntl Hrtg-Oprs-Int Treas	-32,604.86		

Fund Transaction by Type

Start Date:7/1/15 End Date:12/31/15

Fund	Fund Description	Beginning Balance		Ending Balance
Type	Type Description	Debits	Credits	
DXFR	Transfer (Deduction)	0.00	188.64	
RCPT	Receipt	0.00	2,832.00	
RXFR	Transfer (Regular)	12,236.75	0.00	
WARR	Warrants	9.09	0.00	
				-23,379.66
NNH0601	ATR-Oprs-Int Treas	-135.76		
DXFR	Transfer (Deduction)	0.00	4.95	
RCPT	Receipt	0.00	48,482.32	
RXFR	Transfer (Regular)	48,530.00	0.00	
				-93.03
NNH0602	ATR-Salaries-Int Treas	-614.64		
DXFR	Transfer (Deduction)	0.00	8.74	
RXFR	Transfer (Regular)	58,418.22	60,634.00	
WARR	Warrants	2,520.00	0.00	
				-319.16
NNH0603	ATR-Oprs-Int Treas	-2,043.67		
DXFR	Transfer (Deduction)	0.00	24.91	
RCPT	Receipt	0.00	40,291.92	
RXFR	Transfer (Regular)	12,104.00	0.00	
WARR	Warrants	29,565.00	0.00	
				-691.50
NNH0701	DAH-CA-Cash in Treas (0865)	-5,352.98		
DXFR	Transfer (Deduction)	0.00	35.69	
				-5,388.67
NNH0901	DAH Mosaic Templars Cash	-47,123.76		
DXFR	Transfer (Deduction)	0.00	336.54	
RCPT	Receipt	0.00	7,508.03	
WARR	Warrants	3,098.85	0.00	
				-51,869.48
NPB0000	Pharmacy Ckg-Int Treas	-1,732,819.53		
COFF	Checks Charged Off	225.50	0.00	
DXFR	Transfer (Deduction)	0.00	10,901.91	
RCPT	Receipt	0.00	1,370,514.20	
RXFR	Transfer (Regular)	516,959.82	0.00	
WARR	Warrants	258,706.04	0.00	
				-2,338,344.28
NPB0100	Pharmacy Student 772/09	-2,321.74		
DXFR	Transfer (Deduction)	0.00	15.49	
				-2,337.23
NPC0000	Private Career Ed-Interest	-32.47		
DXFR	Transfer (Deduction)	0.00	0.22	
				-32.69
NPC0100	PCE Bond Refunds	-6,252.49		
DXFR	Transfer (Deduction)	0.00	41.69	
				-6,294.18
NPD0000	Database Parole Decisions 03:	-17,132.46		
DXFR	Transfer (Deduction)	0.00	114.25	
				-17,246.71
NPT0101	PT-Tourism Oprs-Int Treas	-45,650.44		
DXFR	Transfer (Deduction)	0.00	302.70	
WARR	Warrants	523.19	0.00	

Fund Transaction by Type

Start Date:7/1/15 End Date:12/31/15

Fund	Fund Description	Beginning Balance		Ending Balance
Type	Type Description	Debits	Credits	
				-45,429.95
NPT0102	PT-Hall of Fame-Int Treas	-33,956.35		
DXFR	Transfer (Deduction)	0.00	159.76	
RXFR	Transfer (Regular)	0.00	299.74	
WARR	Warrants	10,299.74	0.00	
				-24,116.11
NPT0104	PT-Sweep-Int Treas	-4,895,792.41		
DXFR	Transfer (Deduction)	0.00	48,921.94	
RCPT	Receipt	0.00	16,928,093.62	
RXFR	Transfer (Regular)	4,792,043.16	137,654.23	
WARR	Warrants	8,949,242.24	0.00	
				-8,269,176.80
NPT0106	PT Trails for Life Grants	-4,110.54		
DXFR	Transfer (Deduction)	0.00	443.47	
RXFR	Transfer (Regular)	0.00	175,000.00	
				-179,554.01
NPT0201	History Comm-Oprs-Int Treas	-11,795.71		
DXFR	Transfer (Deduction)	0.00	65.18	
RCPT	Receipt	0.00	21,067.25	
RXFR	Transfer (Regular)	984.83	0.00	
WARR	Warrants	26,082.92	0.00	
				-5,860.39
NRC0000	RACING LIC APPL (0631)	-587,722.89		
DXFR	Transfer (Deduction)	0.00	3,989.60	
RCPT	Receipt	0.00	26,925.00	
RXFR	Transfer (Regular)	0.00	51,300.00	
WARR	Warrants	33,001.44	0.00	
				-636,936.05
NRE0001	Real Estate-Int Treas	-1,081,403.93		
COFF	Checks Charged Off	200.00	0.00	
DXFR	Transfer (Deduction)	0.00	8,437.94	
RCPT	Receipt	0.00	828,771.90	
RXFR	Transfer (Regular)	307,057.54	0.00	
WARR	Warrants	238,996.51	0.00	
				-1,372,359.72
NRE0002	Real Estate-Ckg-Int Treas	-620,997.23		
DXFR	Transfer (Deduction)	0.00	4,144.71	
RCPT	Receipt	0.00	11,455.00	
WARR	Warrants	70,575.27	0.00	
				-566,021.67
NRF0000	Bd Reg Foresters Op (0239)	-89,447.81		
DXFR	Transfer (Deduction)	0.00	576.34	
RCPT	Receipt	0.00	8,742.37	
RXFR	Transfer (Regular)	5,027.12	0.00	
WARR	Warrants	2,972.92	0.00	
				-90,766.48
NRS0001	Rehab-Tech Eqpt-Int Treas	-111,288.99		
COFF	Checks Charged Off	1,199.45	0.00	
DXFR	Transfer (Deduction)	0.00	589.92	
RCPT	Receipt	0.00	177,827.69	
WARR	Warrants	215,068.88	0.00	

Fund Transaction by Type

Start Date:7/1/15 End Date:12/31/15

Fund	Fund Description	Beginning Balance			Ending Balance
Type	Type Description	Debits	Credits		
					-73,438.27
NRS0002	Rehab-HSRC Oprs-Int Treas	-5,773.06			
DXFR	Transfer (Deduction)	0.00	38.50		
					-5,811.56
NSA0000	Brd Examiners Speech-Lang 0	-1,209,062.25			
COFF	Checks Charged Off	180.00	0.00		
DXFR	Transfer (Deduction)	0.00	8,270.47		
RCPT	Receipt	0.00	89,921.00		
RXFR	Transfer (Regular)	73,963.79	0.00		
WARR	Warrants	22,457.26	0.00		
					-1,210,652.67
NSC0001	Spinal Cord-Take Cntrl-Interes	-49,509.47			
DXFR	Transfer (Deduction)	0.00	375.23		
RCPT	Receipt	0.00	26,705.88		
RXFR	Transfer (Regular)	0.00	740.02		
WARR	Warrants	25,483.83	0.00		
					-51,846.77
NSC0005	Trauma Advisory Council (029)	-377,284.17			
DXFR	Transfer (Deduction)	0.00	3,070.76		
RXFR	Transfer (Regular)	423,452.68	500,100.00		
WARR	Warrants	114,250.60	0.00		
					-342,751.65
NSF0000	Three Rivers Study (0341)	0.00			
DXFR	Transfer (Deduction)	0.00	2,519.68		
RXFR	Transfer (Regular)	0.00	700,000.00		
WARR	Warrants	430,000.00	0.00		
					-272,519.68
NSL0200	State Library Gates Grant	-7,728.56			
DXFR	Transfer (Deduction)	0.00	359.59		
RCPT	Receipt	0.00	9,300.00		
RXFR	Transfer (Regular)	0.00	165,000.00		
WARR	Warrants	174,300.00	0.00		
					-8,088.15
NSP0300	Troop K Cont-Cash (0960)	-60.88			
DXFR	Transfer (Deduction)	0.00	0.41		
					-61.29
NSP0400	CHCL Cash Fund (0960)	-98,083.99			
DXFR	Transfer (Deduction)	0.00	580.54		
RXFR	Transfer (Regular)	21,203.24	0.00		
WARR	Warrants	311.40	0.00		
					-77,149.89
NSS0005	Capitol Bldg&Grds Restor (006)	-1,669.77			
DXFR	Transfer (Deduction)	0.00	13.18		
RCPT	Receipt	0.00	384.25		
					-2,067.20
NSS0009	SOS-Civics Lessons (0063)	-572.98			
DXFR	Transfer (Deduction)	0.00	3.81		
					-576.79
NSS0100	SOS HAVA State Match (0063)	-515,391.77			
DXFR	Transfer (Deduction)	0.00	3,134.19		
RCPT	Receipt	0.00	703.54		

Fund Transaction by Type

Start Date:7/1/15 End Date:12/31/15

Fund	Fund Description	Beginning Balance		Ending Balance
Type	Type Description	Debits	Credits	
WARR	Warrants	54,478.16	0.00	
				-464,751.34
NST0100	ASTA Entrepreneurship In AR	-45,692.18		
DXFR	Transfer (Deduction)	0.00	5.97	
RXFR	Transfer (Regular)	45,698.15	0.00	
				0.00
NST0101	AEDC-S/T WinRock (790)	0.00		
DXFR	Transfer (Deduction)	0.00	290.05	
RXFR	Transfer (Regular)	0.00	45,698.15	
WARR	Warrants	2,520.00	0.00	
				-43,468.20
NST0600	Seed Capital Investment	-1,161,678.24		
DXFR	Transfer (Deduction)	0.00	151.83	
RXFR	Transfer (Regular)	1,161,829.99	0.00	
				-0.08
NST0601	AEDC-S/T Seed Cap (790)	0.00		
DXFR	Transfer (Deduction)	0.00	7,626.47	
RCPT	Receipt	0.00	8,386.79	
RXFR	Transfer (Regular)	0.00	1,161,829.99	
				-1,177,843.25
NST0700	Industrial Engy Effcy (0327)	-162,693.36		
DXFR	Transfer (Deduction)	0.00	21.27	
RXFR	Transfer (Regular)	162,714.62	0.00	
				-0.01
NST0701	AEDC-SciTech Industr (790)	0.00		
DXFR	Transfer (Deduction)	0.00	1,087.77	
RXFR	Transfer (Regular)	33,000.00	262,714.62	
WARR	Warrants	9,780.00	0.00	
				-221,022.39
NST0900	AR Mfg Ext Network §19-4-503	-1,595,841.40		
DXFR	Transfer (Deduction)	0.00	209.96	
RXFR	Transfer (Regular)	1,553,834.86	0.00	
WARR	Warrants	42,216.33	0.00	
				-0.17
NST0901	AEDC-AR Mfg Ext Ntwk (790)	0.00		
DXFR	Transfer (Deduction)	0.00	10,005.69	
RCPT	Receipt	0.00	109,898.42	
RXFR	Transfer (Regular)	0.00	1,586,834.86	
WARR	Warrants	157,776.96	0.00	
				-1,548,962.01
NST1000	Stem Works and UTeach (0327)	-10,016.68		
DXFR	Transfer (Deduction)	0.00	3.14	
RXFR	Transfer (Regular)	10,019.82	0.00	
				0.00
NST1001	AEDC-SciTech STEM (790)	0.00		
DXFR	Transfer (Deduction)	0.00	48.98	
RXFR	Transfer (Regular)	0.00	10,019.82	
WARR	Warrants	9,996.00	0.00	
				-72.80
NSW0101	Soil & Water-Travel-Interest T	-2,708,390.04		
DXFR	Transfer (Deduction)	0.00	18,820.57	

Fund Transaction by Type

Start Date:7/1/15 End Date:12/31/15

Fund	Fund Description	Beginning Balance		Ending Balance
Type	Type Description	Debits	Credits	
RCPT	Receipt	0.00	1,099,261.05	
RXFR	Transfer (Regular)	39,396.02	1,427.84	
WARR	Warrants	437,135.72	0.00	
				-3,351,367.76
NSW0106	Soil & Water-Dam Permit Fees	-767,577.71		
DXFR	Transfer (Deduction)	0.00	5,373.79	
RCPT	Receipt	0.00	111,790.72	
RXFR	Transfer (Regular)	32,856.58	0.00	
WARR	Warrants	12,271.83	0.00	
				-839,613.81
NSW0107	Soil & Water-Gpm-Interest Tre	-314,166.12		
DXFR	Transfer (Deduction)	0.00	2,033.36	
RCPT	Receipt	0.00	29,182.34	
RXFR	Transfer (Regular)	41,092.92	0.00	
WARR	Warrants	9,822.82	0.00	
				-294,466.08
NSW0108	Soil & Water-Info-Educ-Int Tre	-772,891.92		
DXFR	Transfer (Deduction)	0.00	5,243.05	
RCPT	Receipt	0.00	96,972.99	
RXFR	Transfer (Regular)	74,525.24	0.03	
WARR	Warrants	27,067.01	0.00	
				-773,515.74
NSW0109	Soil & Water-Tax Credits-Int T	-108,480.53		
DXFR	Transfer (Deduction)	0.00	686.91	
RCPT	Receipt	0.00	30,101.18	
RXFR	Transfer (Regular)	19,517.96	0.00	
WARR	Warrants	13,266.44	0.00	
				-106,484.22
NSW0110	Soil & Water-Wellwtr Oprs-Int	-262,611.76		
DXFR	Transfer (Deduction)	0.00	2,416.55	
RCPT	Receipt	0.00	170,755.00	
RXFR	Transfer (Regular)	50,012.83	0.00	
WARR	Warrants	32,627.28	0.00	
				-353,143.20
NSW0111	Soil & Water-Admin Fees-Int T	-2,588,910.00		
DXFR	Transfer (Deduction)	0.00	15,801.69	
RCPT	Receipt	0.00	3,378.00	
RXFR	Transfer (Regular)	71,346.42	14,006.00	
WARR	Warrants	202,309.00	0.00	
				-2,348,440.27
NSW0112	Soil & Water-Wtlns Mitig Bk-I	-566,828.31		
DXFR	Transfer (Deduction)	0.00	3,859.58	
RCPT	Receipt	0.00	140,837.74	
RXFR	Transfer (Regular)	27,138.84	0.00	
WARR	Warrants	9,624.59	0.00	
				-674,762.20
NSW0114	Soil/Water Wtlns Rip Tax (45!	-147,119.54		
DXFR	Transfer (Deduction)	0.00	993.59	
RCPT	Receipt	0.00	2,085.05	
WARR	Warrants	11.64	0.00	
				-150,186.54

Fund Transaction by Type

Start Date:7/1/15 End Date:12/31/15

Fund	Fund Description	Beginning Balance	Ending Balance	
Type	Type Description	Debits	Credits	
NSW0115	SW-Forestry Grant	-726,557.23		
DXFR	Transfer (Deduction)	0.00	4,620.99	
WARR	Warrants	62,704.71	0.00	
				-668,473.51
NSW0116	Soil & Water-Water Plan Comp	-20,601.62		
DXFR	Transfer (Deduction)	0.00	133.28	
RCPT	Receipt	0.00	400.00	
WARR	Warrants	1,472.27	0.00	
				-19,662.63
NSW0117	SW-Misc Fees	-8,327.16		
DXFR	Transfer (Deduction)	0.00	54.90	
RCPT	Receipt	0.00	136.86	
WARR	Warrants	180.00	0.00	
				-8,338.92
NSW0118	Soil & Water-Non Riparian(455)	-424,135.40		
DXFR	Transfer (Deduction)	0.00	3,032.47	
RCPT	Receipt	0.00	126,210.00	
RXFR	Transfer (Regular)	25,775.28	0.00	
WARR	Warrants	32,636.37	0.00	
				-494,966.22
NSW0123	Nutrient/Poultry Litter	-107,042.25		
DXFR	Transfer (Deduction)	0.00	719.30	
RCPT	Receipt	0.00	5,570.00	
WARR	Warrants	1,195.73	0.00	
				-112,135.82
NSW0124	S&W Floodplain Adm(0455)	-29,898.58		
DXFR	Transfer (Deduction)	0.00	196.18	
RCPT	Receipt	0.00	20.00	
WARR	Warrants	518.20	0.00	
				-29,596.56
NSW0125	ASWC TSPCA NRCS	-26.98		
DXFR	Transfer (Deduction)	0.00	42.04	
RCPT	Receipt	0.00	230,146.98	
RXFR	Transfer (Regular)	18,912.50	0.00	
WARR	Warrants	210,809.47	0.00	
				-494.03
NSW0126	ASWCC Tspca Nracs-0455	-34,175.18		
DXFR	Transfer (Deduction)	0.00	199.40	
RXFR	Transfer (Regular)	11,075.43	18,912.50	
WARR	Warrants	1,264.30	0.00	
				-40,947.35
NSW0129	STAG Admin of Set Aside 04	-261,629.54		
DXFR	Transfer (Deduction)	0.00	1,665.39	
RCPT	Receipt	0.00	2,178.11	
RXFR	Transfer (Regular)	23,440.97	44.64	
WARR	Warrants	3,552.76	0.00	
				-238,523.95
NSW0130	USGS PAYMENT INDIRECT (0	-16,710.34		
DXFR	Transfer (Deduction)	0.00	71.65	
WARR	Warrants	6,337.92	0.00	
				-10,444.07

Fund Transaction by Type

Start Date:7/1/15 End Date:12/31/15

Fund	Fund Description	Beginning Balance		Ending Balance
Type	Type Description	Debits	Credits	
NSW0131	ESW PLANNER INDIRECT (045)			-0.03
RXFR	Transfer (Regular)	0.03	0.00	
				0.00
NSW0137	Drinking Water FY09 (0455)			-422,398.66
DXFR	Transfer (Deduction)	0.00	2,499.82	
RCPT	Receipt	0.00	340,000.00	
RXFR	Transfer (Regular)	214,678.70	0.00	
WARR	Warrants	66,467.80	0.00	
				-483,751.98
NTC0000	TCB Sale to Minors Enf			-161,887.08
DXFR	Transfer (Deduction)	0.00	1,034.91	
RXFR	Transfer (Regular)	302,790.67	491,656.96	
WARR	Warrants	165,994.99	0.00	
				-185,793.29
NTC0100	ATC Tobacco Forfeiture (0261)			-110,125.23
DXFR	Transfer (Deduction)	0.00	1,550.89	
RADJ	Receipt Adjustment	3,350.00	26,225.00	
RCPT	Receipt	0.00	234,372.50	
RXFR	Transfer (Regular)	154,025.21	85,910.00	
WARR	Warrants	126,030.99	0.00	
				-174,777.42
NTC0200	ATC Law Enforcement Training			-18,708.97
DXFR	Transfer (Deduction)	0.00	124.76	
				-18,833.73
NTR0000	Towing/Recovery			-775.35
DXFR	Transfer (Deduction)	0.00	5.32	
RCPT	Receipt	0.00	27.50	
				-808.17
NTS0100	CIT ATRS Asbestos (0375)			-1,516.60
DXFR	Transfer (Deduction)	0.00	10.11	
				-1,526.71
NVA0000	DVA Cash in Treasury			-472,082.35
COFF	Checks Charged Off	3,356.50	0.00	
DXFR	Transfer (Deduction)	0.00	2,847.90	
RCPT	Receipt	0.00	4,434,086.23	
RXFR	Transfer (Regular)	2,113,936.80	18.75	
WARR	Warrants	2,059,578.92	0.00	
				-732,163.01
NVA0100	LR Veterans Home			-289,708.53
DXFR	Transfer (Deduction)	0.00	1,670.29	
RCPT	Receipt	0.00	170,000.00	
RXFR	Transfer (Regular)	45,674.09	52.99	
WARR	Warrants	5,490.49	0.00	
				-410,267.23
NVA0200	Veterans Cemetery § 19-5-107			-589,167.32
DXFR	Transfer (Deduction)	0.00	3,855.23	
RCPT	Receipt	0.00	183,192.04	
RXFR	Transfer (Regular)	139,500.46	39.53	
WARR	Warrants	28,854.81	0.00	
				-607,898.85
NVA0300	Birdeye Cemetery Cash (0385)			-85,285.00

Fund Transaction by Type

Start Date:7/1/15 End Date:12/31/15

Fund	Fund Description	Beginning Balance		Ending Balance
Type	Type Description	Debits	Credits	
DXFR	Transfer (Deduction)	0.00	622.83	
RCPT	Receipt	0.00	16,857.33	
				-102,765.16
NVA0700	VETERANS AFFAIRS-DONATI			0.00
DXFR	Transfer (Deduction)	0.00	286.26	
RXFR	Transfer (Regular)	0.00	45,674.09	
WARR	Warrants	108.00	0.00	
				-45,852.35
NWC0000	Wrks Comp-Interest Treas			-8,411.01
DXFR	Transfer (Deduction)	0.00	14.58	
RCPT	Receipt	0.00	6,000.00	
WARR	Warrants	8,578.28	0.00	
				-5,847.31
NWC0001	Workers Comp-Cash Treas (03			-91.56
DXFR	Transfer (Deduction)	0.00	0.61	
				-92.17
PAB0100	Auctioneers Licensing-Payroll			-24,405.46
RCPT	Receipt	0.00	50,000.00	
RXFR	Transfer (Regular)	33,408.29	0.00	
WARR	Warrants	2,520.00	0.00	
				-38,477.17
PAC0100	Appraiser Licensing-Payroll			-28,095.35
RCPT	Receipt	0.00	100,000.00	
RXFR	Transfer (Regular)	108,365.63	0.00	
WARR	Warrants	10,080.00	0.00	
				-9,649.72
PAYROLL	Statewide Payroll Paying Acct			-865,157.24
RCPT	Receipt	0.00	36,900.84	
RXFR	Transfer (Regular)	489,004.46	718,850,694.76	
WARR	Warrants	718,132,998.12	0.00	
				-1,130,750.26
PCA0100	Bd Of Collection Agencies-Pa			-52,188.42
RCPT	Receipt	0.00	160,000.00	
RXFR	Transfer (Regular)	126,946.68	0.00	
WARR	Warrants	10,080.00	0.00	
				-75,161.74
PDE0100	Bd of Dental Examiners-Payro			-84,024.98
RCPT	Receipt	0.00	100,000.00	
RXFR	Transfer (Regular)	103,353.28	0.00	
WARR	Warrants	15,120.00	0.00	
				-65,551.70
PER0100	Educ Rehab Paying-Fed Admi			-39,767.17
RCPT	Receipt	0.00	2,622.23	
RXFR	Transfer (Regular)	0.00	260,400.00	
WARR	Warrants	274,611.03	0.00	
				-28,178.37
PER0200	Educ Rehab Paying-Prch Serv			-316,588.16
RCPT	Receipt	0.00	16,560,604.52	
RXFR	Transfer (Regular)	14,137,142.17	3,993,784.83	
WARR	Warrants	6,328,182.98	0.00	
				-405,652.36

Fund Transaction by Type

Start Date:7/1/15 End Date:12/31/15

Fund	Fund Description	Beginning Balance		Ending Balance
Type	Type Description	Debits	Credits	
PER0300	Educ Rehab Paying-Grants	-271,558.42		
COFF	Checks Charged Off	6,000.00	0.00	
RCPT	Receipt	0.00	3,234,157.20	
RXFR	Transfer (Regular)	5,663.08	5,600,000.00	
WARR	Warrants	8,541,672.02	0.00	
				-552,380.52
PER0500	Educ Rehab Paying-Grants	-66.26		
RXFR	Transfer (Regular)	2,000.00	9,000.00	
WARR	Warrants	3,021.69	0.00	
				-4,044.57
PFA0100	AR Dev Fin Auth Paying Oprs	0.00		
RCPT	Receipt	0.00	2,388,901.31	
RXFR	Transfer (Regular)	2,075,179.92	0.00	
WARR	Warrants	312,480.00	0.00	
				-1,241.39
PGP0000	Optometry Bd-Paying Acct	-15,695.43		
RCPT	Receipt	0.00	66,500.00	
RXFR	Transfer (Regular)	58,370.81	0.00	
WARR	Warrants	5,040.00	0.00	
				-18,784.62
PHA0000	Hearing Aid Dispensers-Payin	-598.19		
RCPT	Receipt	0.00	15,079.00	
RXFR	Transfer (Regular)	7,864.62	0.00	
				-7,812.57
PHD0000	Health Oper § 19-5-104	-3,381,446.59		
FORG	Forgery	0.00	8,598.00	
RCPT	Receipt	0.00	33,660,789.53	
RXFR	Transfer (Regular)	69,594,361.35	95,810,460.86	
WARR	Warrants	61,426,168.37	0.00	
				-1,840,765.26
PLA0000	Ark Lottery Payroll (0613)	0.00		
RCPT	Receipt	0.00	2,159,188.53	
RXFR	Transfer (Regular)	2,160,526.42	1,337.89	
				0.00
PMB0100	State Medical Bd Payroll	-235.53		
RCPT	Receipt	0.00	1,100,000.00	
RXFR	Transfer (Regular)	890,365.80	138.02	
WARR	Warrants	123,968.23	0.00	
				-86,039.52
PMG0000	Medicaid Inspect Gen (0035)	-300,983.12		
RXFR	Transfer (Regular)	298,575.16	147.15	
WARR	Warrants	2,555.11	0.00	
				0.00
PMG0100	Enterprise Fraud Act 259 '14	-200,000.00		
RXFR	Transfer (Regular)	200,000.00	0.00	
				0.00
PPA0100	Accounting Board-Payroll	-18,414.13		
RCPT	Receipt	0.00	286,000.00	
RXFR	Transfer (Regular)	267,838.43	0.00	
WARR	Warrants	22,680.00	0.00	
				-13,895.70

Fund Transaction by Type

Start Date:7/1/15

End Date:12/31/15

Fund	Fund Description	Beginning Balance	Ending Balance	
Type	Type Description	Debits	Credits	
PPM0000	Podiatric Medicine Stipends	-3,701.65		
RXFR	Transfer (Regular)	355.26	0.00	
				-3,346.39
PSC0000	WMSC Payroll Payroll	-8,910.33		
RCPT	Receipt	0.00	10,000.00	
RXFR	Transfer (Regular)	13,098.86	0.00	
				-5,811.47
PSD0100	Blind & Deaf Sch Pay-Payroll	-3,138.51		
RXFR	Transfer (Regular)	1,925.83	0.00	
				-1,212.68
PSL0100	Student Loan Authority Payrol	-8,299.42		
RCPT	Receipt	0.00	217,517.30	
RXFR	Transfer (Regular)	206,201.30	0.00	
WARR	Warrants	12,600.00	0.00	
				-7,015.42
PTA4000	Dept Of Human Svcs-Medsvcs	-3,801.04		
RCPT	Receipt	0.00	8,111.02	
RXFR	Transfer (Regular)	16,840.14	11,541.44	
WARR	Warrants	4,409.74	0.00	
				-2,203.62
PTA4500	Dept Of Human Svcs-Co Oprs-	-52,989.65		
RCPT	Receipt	0.00	586,324.31	
RXFR	Transfer (Regular)	1,051,644.45	719,394.14	
WARR	Warrants	254,663.37	0.00	
				-52,400.28
PTD8100	Tobacco DD Pay-Prescr Drugs	-53,594.32		
RCPT	Receipt	0.00	39,173.82	
RXFR	Transfer (Regular)	0.00	1,865,470.64	
WARR	Warrants	1,903,676.35	0.00	
				-54,562.43
PTD8600	Tobacco DD Pay-Hosp Med Se	-1,206,575.18		
RCPT	Receipt	0.00	4,613,923.90	
RXFR	Transfer (Regular)	0.00	1,885,010.54	
WARR	Warrants	6,441,548.28	0.00	
				-1,263,961.34
PTP0100	Bd of Physical Therapy-Payrol	-36,774.41		
RCPT	Receipt	0.00	60,000.00	
RXFR	Transfer (Regular)	57,272.81	0.00	
WARR	Warrants	10,080.00	0.00	
				-29,421.60
PTR0100	Towing & Recovery-Payroll	-29,207.61		
RCPT	Receipt	0.00	50,000.00	
RXFR	Transfer (Regular)	64,881.51	0.00	
WARR	Warrants	12,800.00	0.00	
				-1,526.10
PVC0100	Crowley's Ridge Payroll Payin	-48,993.40		
RCPT	Receipt	0.00	80,000.00	
RXFR	Transfer (Regular)	78,652.60	0.00	
WARR	Warrants	5,047.27	0.00	
				-45,293.53
PVN0100	Northwest TI-Payroll Paying	-109,314.70		

Fund Transaction by Type

Start Date:7/1/15 End Date:12/31/15

Fund	Fund Description	Beginning Balance		Ending Balance
Type	Type Description	Debits	Credits	
RCPT	Receipt	0.00	305,000.00	
RXFR	Transfer (Regular)	337,606.11	0.00	
WARR	Warrants	30,240.00	0.00	
				-46,468.59
PWD7500	Dept Of Human Svcs-Tea Emp	-33,600.00		
RXFR	Transfer (Regular)	62,200.00	1,062,900.00	
WARR	Warrants	632,275.00	0.00	
				-402,025.00
PWD7600	DHS-Delay Grnts-AFDC	439,688.11		
RCPT	Receipt	0.00	10,246.38	
RXFR	Transfer (Regular)	62,200.00	4,625,815.12	
WARR	Warrants	4,108,070.27	0.00	
				-26,103.12
PWD7700	DHS-Nrs Hm Vndr Payments	-9,180,542.65		
RCPT	Receipt	0.00	241,598,205.82	
RXFR	Transfer (Regular)	0.00	89,244,434.69	
WARR	Warrants	337,549,418.41	0.00	
				-2,473,764.75
PWD8100	DHS-DrugVenPay-FamPlan	-18,055,249.04		
RCPT	Receipt	0.00	68,587,595.04	
RXFR	Transfer (Regular)	0.00	140,685,207.72	
WARR	Warrants	230,272,312.82	0.00	
				2,944,261.02
PWD8200	DHS-Peer Revw-Phrmcy Audit	-31,638.69		
RCPT	Receipt	0.00	710,106.17	
RXFR	Transfer (Regular)	132,738.93	540,909.90	
WARR	Warrants	1,079,653.69	0.00	
				-70,262.14
PWD8600	DHS-Hosp/Med Vendor	-2,796,278.65		
RCPT	Receipt	0.00	1,886,290,758.67	
RXFR	Transfer (Regular)	1,673,608.21	442,728,419.22	
WARR	Warrants	2,331,186,666.93	0.00	
				1,044,818.60
PWD8700	DHS-Med Assist Prg Admin	363,933.66		
RCPT	Receipt	0.00	13,841,831.13	
RXFR	Transfer (Regular)	4,708,954.05	14,188,569.60	
WARR	Warrants	22,092,390.35	0.00	
				-865,122.67
PWD8900	DHS-Med Assist Prg Peer Rev	-10,310,009.91		
RCPT	Receipt	0.00	61,458,303.25	
RXFR	Transfer (Regular)	623,675.21	19,507,319.13	
WARR	Warrants	90,676,137.16	0.00	
				24,180.08
PWD9400	DHS-Lng Trm Care Prof Contr:	-502,144.72		
RCPT	Receipt	0.00	956,660.07	
RXFR	Transfer (Regular)	0.00	411,970.27	
WARR	Warrants	1,336,340.14	0.00	
				-534,434.92
PWD9600	DHS ARKIDS B Prg	-92,130.25		
RCPT	Receipt	0.00	35,063,911.49	
RXFR	Transfer (Regular)	5,600,777.56	11,268,952.29	

Fund Transaction by Type

Start Date:7/1/15 End Date:12/31/15

Fund	Fund Description	Beginning Balance		Ending Balance
Type	Type Description	Debits	Credits	
WARR	Warrants	40,398,096.92	0.00	
				-426,119.55
PWE1400	DHS-SSvs Blk Grnt-Title XX	-49,013.90		
RCPT	Receipt	0.00	310,707.50	
RXFR	Transfer (Regular)	310,707.50	0.00	
				-49,013.90
PWE1500	DHS-Older Wrkr Prgm	0.00		
RXFR	Transfer (Regular)	0.00	410,342.00	
WARR	Warrants	387,430.00	0.00	
				-22,912.00
PWE2000	DHS-Aging Proj Grant Paymer	-88,891.28		
RCPT	Receipt	0.00	3,686,680.37	
RXFR	Transfer (Regular)	58,376.89	146,980.99	
WARR	Warrants	3,558,259.32	0.00	
				-305,916.43
PWE2300	DHS Sr Citizens Centers	-24,536.00		
RXFR	Transfer (Regular)	0.00	1,670,830.00	
WARR	Warrants	1,637,691.00	0.00	
				-57,675.00
PWE4700	DHS-Aging-Nrsing Hm Care AI	-206,670.30		
RXFR	Transfer (Regular)	12,283.00	1,873,832.00	
WARR	Warrants	1,868,790.00	0.00	
				-199,429.30
PWE5200	DHS-Aging-Nutrition Prgm	-148,807.45		
RCPT	Receipt	0.00	3,279,983.31	
RXFR	Transfer (Regular)	0.00	49,351.51	
WARR	Warrants	3,220,003.85	0.00	
				-258,138.42
PWE5300	Mental Hlth Grants (0710)	0.00		
RCPT	Receipt	0.00	2,915,955.09	
WARR	Warrants	2,335,574.86	0.00	
				-580,380.23
PWE6000	DHS DBS Purchase of Service	-1,048,196.10		
RCPT	Receipt	0.00	1,385,716.44	
RXFR	Transfer (Regular)	20.12	108,120.38	
WARR	Warrants	1,653,524.92	0.00	
				-888,487.88
PWE7500	DHS-Grant Awards Vol	-148,159.99		
RCPT	Receipt	0.00	912,678.22	
WARR	Warrants	901,396.33	0.00	
				-159,441.88
PWE7900	DHS-Infant Infirmary Nrsng Hn	-765,865.51		
RCPT	Receipt	0.00	10,443,454.85	
RXFR	Transfer (Regular)	0.00	4,373,956.93	
WARR	Warrants	14,631,138.26	0.00	
				-952,139.03
PWE8000	DHS Public Nursing Home Car	-1,586,195.36		
RCPT	Receipt	0.00	89,249,769.41	
RXFR	Transfer (Regular)	0.00	5,854,301.75	
WARR	Warrants	95,443,078.32	0.00	
				-1,247,188.20

Fund Transaction by Type

Start Date:7/1/15 End Date:12/31/15

Fund	Fund Description	Beginning Balance		Ending Balance
Type	Type Description	Debits	Credits	
PWE9000	DHS Family Preservation	-291,585.94		
RCPT	Receipt	0.00	1,375,672.36	
RXFR	Transfer (Regular)	10,373.82	363,824.19	
WARR	Warrants	1,943,576.22	0.00	
				-77,132.45
PWE9100	DHS DCF IV E Foster Care	-2,374,423.08		
COFF	Checks Charged Off	25.00	0.00	
RADJ	Receipt Adjustment	0.30	0.00	
RCPT	Receipt	0.00	17,166,546.77	
RXFR	Transfer (Regular)	1,613,460.96	7,228,032.08	
WARR	Warrants	23,220,005.92	0.00	
				-1,935,509.75
PWE9300	DHS DCF Child Care Cost	-1,910,263.10		
RADJ	Receipt Adjustment	0.00	10,000.00	
RCPT	Receipt	0.00	10,667,236.43	
RXFR	Transfer (Regular)	50,703.38	4,437,072.67	
WARR	Warrants	15,154,102.78	0.00	
				-1,819,766.04
PWE9400	DHS Food Stamps	-16,374.40		
RCPT	Receipt	0.00	43,820.79	
RXFR	Transfer (Regular)	4,123.82	37,921.96	
WARR	Warrants	70,077.56	0.00	
				-23,915.77
PWE9700	DHS-Comm Dev Blk Grants-(7'	-75,818.12		
RCPT	Receipt	0.00	3,997,654.15	
RXFR	Transfer (Regular)	254.80	91,550.66	
WARR	Warrants	4,106,700.80	0.00	
				-58,067.33
PWP0100	Dept of Human Svcs-DDS St O	-501,290.37		
RCPT	Receipt	0.00	1,505,330.09	
WARR	Warrants	1,498,811.93	0.00	
				-507,808.53
PWP0400	DHS-DDS-Early Intervention	-2,865.18		
RXFR	Transfer (Regular)	2,865.18	27,191.00	
WARR	Warrants	23,294.14	0.00	
				-3,896.86
PWP1000	Dept Of Human Svcs-Dir Off Ai	-650,949.88		
RCPT	Receipt	0.00	269,347.93	
RXFR	Transfer (Regular)	458,060.84	228,917.81	
WARR	Warrants	72,247.64	0.00	
				-618,907.14
PWP1500	Dept Of Human Svcs-Chief Coi	-311,254.90		
RCPT	Receipt	0.00	2,884,203.21	
RXFR	Transfer (Regular)	4,539,311.13	2,568,973.96	
WARR	Warrants	995,687.46	0.00	
				-229,433.48
PWP2000	Dept of Human Svcs-Aging Ad	-1,724,702.33		
COFF	Checks Charged Off	10.00	0.00	
RCPT	Receipt	0.00	4,888,037.52	
RXFR	Transfer (Regular)	7,344,567.45	3,997,880.98	
WARR	Warrants	1,791,470.65	0.00	

Fund Transaction by Type

Start Date:7/1/15 End Date:12/31/15

Fund	Fund Description	Beginning Balance		Ending Balance
Type	Type Description	Debits	Credits	
				-1,474,572.73
PWP2500	Dept of Human Svcs-DCFS Ad	-4,154,138.74		
COFF	Checks Charged Off	450.00	10.00	
RCPT	Receipt	0.00	19,293,487.63	
RXFR	Transfer (Regular)	23,915,263.76	13,652,035.49	
WARR	Warrants	13,159,408.27	0.00	
				-24,549.83
PWP3000	Dept of Human Svcs-DCCECE	-2,429,411.86		
RCPT	Receipt	0.00	6,492,033.04	
RXFR	Transfer (Regular)	4,215,788.91	2,667,929.71	
WARR	Warrants	5,447,040.28	0.00	
				-1,926,545.42
PWP3500	Dept Of Human Svcs-Mntl Hlth	-1,424,514.89		
RCPT	Receipt	0.00	20,287,948.79	
RXFR	Transfer (Regular)	29,246,843.57	25,574,648.90	
WARR	Warrants	15,327,445.56	0.00	
				-2,712,823.45
PWP4000	Dept Of Human Svcs-Medsvcs	-10,520,584.45		
RADJ	Receipt Adjustment	91,708.48	0.00	
RCPT	Receipt	0.00	11,393,787.58	
RXFR	Transfer (Regular)	9,963,126.42	2,086,660.98	
SDIS	Distribution (Special Fund)	0.00	0.00	
SPEC	Special Reversing Entry	91,708.48	91,708.48	
WARR	Warrants	3,175,663.07	0.00	
				-10,770,535.04
PWP4500	Dept Of Human Svcs-Co Oprs-	-3,314,375.10		
RCPT	Receipt	0.00	26,584,725.14	
RXFR	Transfer (Regular)	34,657,462.63	29,740,568.15	
WARR	Warrants	21,138,520.28	0.00	
				-3,843,685.48
PWP5000	Dept Of Human Svcs-Admin Sr	-4,486,816.76		
RCPT	Receipt	0.00	7,393,270.04	
RXFR	Transfer (Regular)	6,172,048.52	4,943,151.81	
WARR	Warrants	7,439,079.05	0.00	
				-3,212,111.04
PWP5500	Dept of Human Svcs-DDS Adm	-6,032,469.24		
RADJ	Receipt Adjustment	10,000.00	0.00	
RCPT	Receipt	0.00	47,130,569.87	
RXFR	Transfer (Regular)	45,450,514.53	19,978,586.99	
WARR	Warrants	21,764,095.60	0.00	
				-5,917,015.97
PWP6500	Dept Of Human Svcs-Blind Srv	-948,058.06		
RCPT	Receipt	0.00	1,628,253.44	
RXFR	Transfer (Regular)	1,544,357.15	189,495.00	
WARR	Warrants	726,058.37	0.00	
				-495,390.98
PWP7500	Dept of Human Svcs-Vol Admi	-219,062.42		
RCPT	Receipt	0.00	444,694.14	
RXFR	Transfer (Regular)	495,694.76	227,459.71	
WARR	Warrants	170,697.35	0.00	
				-224,824.16

Fund Transaction by Type

Start Date:7/1/15 End Date:12/31/15

Fund	Fund Description	Beginning Balance		Ending Balance
Type	Type Description	Debits	Credits	
PWP8000	Dept Of Human Svcs-Yth Srv P	-220,358.29		
RCPT	Receipt	0.00	159,278.99	
RXFR	Transfer (Regular)	2,077,955.35	3,193,412.83	
WARR	Warrants	1,221,422.49	0.00	
				-273,672.27
PWS0000	Temp Emp Asst Svc § 19-5-10	-2,839,639.33		
RCPT	Receipt	0.00	14,279,940.57	
RXFR	Transfer (Regular)	15,293,657.06	64,698.82	
WARR	Warrants	1,477,358.72	0.00	
				-413,262.94
RRA0000	State Hwy & Transportation	-537,908,234.24		
COFF	Checks Charged Off	568,492.84	0.00	
CTAX	Claims & Taxes	9,019.39	0.00	
DXFR	Transfer (Deduction)	0.00	2,271,929.78	
HDIS	Distribution (Highway Fund)	0.00	182,914,427.86	
HSDIS	Highway Severance Distribution	0.00	13,681,947.52	
RADJ	Receipt Adjustment	4,159,475.79	652.49	
RCPT	Receipt	0.00	580,442,734.55	
RXFR	Transfer (Regular)	302,377,193.66	343,877,941.39	
SDIS	Distribution (Special Fund)	0.00	10,709,369.26	
SPEC	Special Reversing Entry	607,074,666.66	306,377,381.37	
TELL	Teller	2,236.00	0.00	
WARR	Warrants	596,931,217.59	0.00	
				-467,062,316.53
RRA4LHC	4 Lane Highway Construction	-268,026,802.18		
4LHC	Four Lane Highway Constructio	0.00	86,536,021.09	
DXFR	Transfer (Deduction)	0.00	1,344,352.38	
RCPT	Receipt	0.00	19,169,962.08	
RXFR	Transfer (Regular)	111,544,628.49	236,893,092.72	
SPEC	Special Reversing Entry	236,893,092.72	109,183,498.43	
WARR	Warrants	30,351,877.68	0.00	
				-342,364,129.99
RRB0000	State Aid Road	-25,602,633.09		
RCPT	Receipt	0.00	1,151,986.79	
RXFR	Transfer (Regular)	2,151,209.81	10,866,734.72	
SDIS	Distribution (Special Fund)	0.00	10,155,614.45	
SPEC	Special Reversing Entry	10,866,734.72	375,397.49	
WARR	Warrants	19,015,656.86	0.00	
				-16,118,765.15
RRC0000	State Aid Street (0090)	-11,840,205.41		
RCPT	Receipt	0.00	1,179,896.41	
RXFR	Transfer (Regular)	1,174,955.86	10,866,571.97	
SDIS	Distribution (Special Fund)	0.00	10,155,772.58	
SPEC	Special Reversing Entry	10,866,571.97	375,071.38	
WARR	Warrants	14,060,994.40	0.00	
				-8,314,995.52
SAB0100	AR Motor Vehicle Comm-Oprs	-2,349,801.65		
COFF	Checks Charged Off	15.00	0.00	
RCPT	Receipt	0.00	418,942.42	
RXFR	Transfer (Regular)	155,555.14	2.50	
SDIS	Distribution (Special Fund)	0.00	412,207.44	

Fund Transaction by Type

Start Date:7/1/15

End Date:12/31/15

Fund	Fund Description	Beginning Balance		Ending Balance
Type	Type Description	Debits	Credits	
SPEC	Special Reversing Entry	418,925.00	15.00	
WARR	Warrants	88,910.10	0.00	
				-2,517,563.77
SAC0000	Asbestos Control	-1,701,405.24		
RCPT	Receipt	0.00	130,118.00	
RXFR	Transfer (Regular)	139,321.03	0.00	
SDIS	Distribution (Special Fund)	0.00	127,816.68	
SPEC	Special Reversing Entry	129,895.00	0.00	
WARR	Warrants	37,538.02	0.00	
				-1,652,585.87
SAD0100	Public Serv Util Safe-Pipeline	-1,543,116.52		
RCPT	Receipt	0.00	11,001.52	
RXFR	Transfer (Regular)	390,963.81	228.30	
SDIS	Distribution (Special Fund)	0.00	7,932.67	
SPEC	Special Reversing Entry	8,061.66	0.00	
WARR	Warrants	87,639.01	0.00	
				-1,075,614.53
SAE0200	AR Econ Dev-3.9% Rebate	-1,274,083.77		
LCRT	General Letter of Cert	0.00	4,230,196.60	
WARR	Warrants	4,446,841.93	0.00	
				-1,057,438.44
SAH0200	Oil Museum-Oil/Brine	-33,031.59		
RXFR	Transfer (Regular)	50,429.74	45,552.41	
SDIS	Distribution (Special Fund)	0.00	43,854.38	
SPEC	Special Reversing Entry	45,552.41	248.29	
WARR	Warrants	5,214.59	0.00	
				-21,489.93
SAT0000	Special Addl Taxes (0630)	-108,612.54		
RXFR	Transfer (Regular)	14,622,624.47	14,847,671.43	
				-333,659.50
SAW0000	Abadoned/Orphaned Well Plug	-3,007,391.09		
RCPT	Receipt	0.00	1,550.00	
SDIS	Distribution (Special Fund)	0.00	1,525.20	
SPEC	Special Reversing Entry	1,550.00	0.00	
WARR	Warrants	325,023.38	0.00	
				-2,683,892.91
SBA0100	Keep AR Beautiful-Oprs	-190,920.20		
RCPT	Receipt	0.00	610.00	
RXFR	Transfer (Regular)	72,689.21	343,730.45	
WARR	Warrants	160,027.47	0.00	
				-302,543.97
SBB0100	Soybean Board-Operations	-2,696,480.12		
RCPT	Receipt	0.00	3,496,010.32	
RXFR	Transfer (Regular)	4,816,856.33	5,177,419.48	
SDIS	Distribution (Special Fund)	0.00	3,482,173.13	
SPEC	Special Reversing Entry	8,414,142.62	4,816,856.33	
WARR	Warrants	1,177,756.61	0.00	
				-5,260,183.82
SBC0100	AR Beef Council	-134,074.69		
RCPT	Receipt	0.00	326,958.62	
RXFR	Transfer (Regular)	593,054.18	634,766.74	

Fund Transaction by Type

Start Date:7/1/15 End Date:12/31/15

Fund	Fund Description	Beginning Balance		Ending Balance
Type	Type Description	Debits	Credits	
SDIS	Distribution (Special Fund)	0.00	169,421.17	
SPEC	Special Reversing Entry	231,017.11	55,995.25	
WARR	Warrants	338,649.35	0.00	
				-158,495.83
SBL0000	Bail Bond Recovery	-358,298.86		
COFF	Checks Charged Off	8.00	0.00	
RCPT	Receipt	0.00	116,448.00	
SDIS	Distribution (Special Fund)	7.87	114,584.83	
SPEC	Special Reversing Entry	116,448.00	8.00	
				-472,875.82
SBN0100	Ar St Bd of Nursing-Oprs	-2,830,188.46		
RCPT	Receipt	0.00	1,352,136.61	
RXFR	Transfer (Regular)	856,659.11	476.76	
SDIS	Distribution (Special Fund)	0.00	1,295,657.46	
SPEC	Special Reversing Entry	1,316,725.06	0.00	
WARR	Warrants	546,513.23	0.00	
				-2,758,561.89
SBS0000	Boating Safety(080)	0.00		
RXFR	Transfer (Regular)	445,704.52	457,546.13	
SDIS	Distribution (Special Fund)	0.00	358,208.69	
SPEC	Special Reversing Entry	370,050.30	0.00	
				0.00
SCB0000	AR Catfish Promotion	0.00		
RADJ	Receipt Adjustment	525.85	0.00	
RCPT	Receipt	0.00	525.85	
SDIS	Distribution (Special Fund)	0.00	0.00	
SPEC	Special Reversing Entry	525.85	525.85	
				0.00
SCB0100	AR Catfish Promotion	-77,118.23		
RADJ	Receipt Adjustment	0.00	525.85	
RCPT	Receipt	0.00	23,308.95	
SDIS	Distribution (Special Fund)	0.00	23,072.09	
SPEC	Special Reversing Entry	23,834.80	0.00	
WARR	Warrants	1,750.00	0.00	
				-98,440.32
SCC0100	County-Circuit Clerk Cont Ed	-103,556.35		
RXFR	Transfer (Regular)	0.00	108,471.07	
SDIS	Distribution (Special Fund)	0.00	104,999.99	
SPEC	Special Reversing Entry	108,471.07	0.00	
WARR	Warrants	54,765.85	0.00	
				-153,790.49
SCE0000	St Crime Lab Equip-Special	-1,167,645.72		
RCPT	Receipt	0.00	306,966.10	
RXFR	Transfer (Regular)	600,000.00	1,140.12	
SDIS	Distribution (Special Fund)	0.00	297,143.18	
SPEC	Special Reversing Entry	306,966.10	0.00	
				-865,929.02
SCE0100	St Crime Lab Equip-Sp Rev	-155,258.56		
RXFR	Transfer (Regular)	0.00	600,000.00	
WARR	Warrants	371,158.68	0.00	
				-384,099.88

Fund Transaction by Type

Start Date:7/1/15 End Date:12/31/15

Fund	Fund Description	Beginning Balance	Ending Balance
Type	Type Description	Debits	Credits
SCF0000	County Corners Education Fui	-70,246.66	
RXFR	Transfer (Regular)	0.00	54,338.82
SDIS	Distribution (Special Fund)	0.00	52,500.00
SPEC	Special Reversing Entry	54,235.54	0.00
WARR	Warrants	10,222.35	0.00
			-112,627.59
SCP0000	AR Child Passenger Protectioi	-330,755.56	
RCPT	Receipt	0.00	82,511.36
RXFR	Transfer (Regular)	37,883.21	0.00
SDIS	Distribution (Special Fund)	0.00	79,870.98
SPEC	Special Reversing Entry	82,511.36	0.00
WARR	Warrants	40,834.06	0.00
			-331,909.27
SCS0100	Private Career Education-Spec	-217,266.80	
COFF	Checks Charged Off	100.00	0.00
RCPT	Receipt	0.00	43,015.00
RXFR	Transfer (Regular)	142,928.84	84.69
SDIS	Distribution (Special Fund)	0.00	42,228.36
SPEC	Special Reversing Entry	43,015.00	100.00
WARR	Warrants	42,991.06	0.00
			-73,659.95
SCT0100	DHS-Child Care Opr	-19,546.27	
COFF	Checks Charged Off	50.00	0.00
RADJ	Receipt Adjustment	395.00	395.00
RCPT	Receipt	0.00	77,060.00
RXFR	Transfer (Regular)	81,317.39	492.00
SDIS	Distribution (Special Fund)	0.00	75,777.84
SPEC	Special Reversing Entry	77,060.00	50.00
			-14,498.72
SCX0000	Conservation Tax	-657,317.77	
RADJ	Receipt Adjustment	0.00	84,000.00
RXFR	Transfer (Regular)	65,800,668.48	66,852,971.65
SDIS	Distribution (Special Fund)	0.00	34,373,050.15
SPEC	Special Reversing Entry	65,408,996.41	29,899,647.09
			-657,321.77
SDA0100	Aeronautics-Oprs	-20,484,990.59	
RCPT	Receipt	0.00	2,600.00
RXFR	Transfer (Regular)	277,159.71	4,411,531.16
SDIS	Distribution (Special Fund)	0.00	4,169,901.92
SPEC	Special Reversing Entry	4,411,531.16	103,781.24
WARR	Warrants	11,042,041.00	0.00
			-13,442,073.04
SDB0100	Bd Of Dispensing Opticians-O	-248,107.57	
COFF	Checks Charged Off	110.00	0.00
RCPT	Receipt	0.00	6,373.76
RXFR	Transfer (Regular)	6,626.61	0.00
SDIS	Distribution (Special Fund)	108.24	6,135.24
SPEC	Special Reversing Entry	6,235.00	110.00
WARR	Warrants	12,867.78	0.00
			-234,778.94
SDC0100	ADC Farm Reserve	-2,906,120.90	

Fund Transaction by Type

Start Date:7/1/15 End Date:12/31/15

Fund	Fund Description	Beginning Balance		Ending Balance
Type	Type Description	Debits	Credits	
RCPT	Receipt	0.00	6,202,901.56	
RXFR	Transfer (Regular)	1,520,515.65	5,632,597.33	
SDIS	Distribution (Special Fund)	0.00	6,081,974.98	
SPEC	Special Reversing Entry	6,180,868.88	0.00	
WARR	Warrants	6,446,109.01	0.00	
				-6,676,101.23
SDD0100	Dept of Correc-Industry Oprs	-2,143,158.47		
RCPT	Receipt	0.00	3,730,597.41	
RXFR	Transfer (Regular)	1,033,838.38	1,957.15	
SDIS	Distribution (Special Fund)	0.00	3,397,921.54	
SPEC	Special Reversing Entry	3,453,172.30	0.00	
WARR	Warrants	2,800,231.17	0.00	
				-1,986,392.72
SDF0101	State Forestry 19-6-411	-3,238,406.98		
COFF	Checks Charged Off	300.00	0.00	
RCPT	Receipt	0.00	5,070,606.96	
RXFR	Transfer (Regular)	3,162,414.38	244,449.31	
SDIS	Distribution (Special Fund)	0.00	3,800,732.52	
SPEC	Special Reversing Entry	3,895,575.64	0.00	
WARR	Warrants	1,771,849.70	0.00	
				-3,524,056.05
SDG0000	Game Protection Fund	-11,347,032.69		
COFF	Checks Charged Off	5,131.56	0.00	
DXFR	Transfer (Deduction)	0.00	68,273.98	
RADJ	Receipt Adjustment	162.91	162.91	
RCPT	Receipt	0.00	32,011,310.67	
RXFR	Transfer (Regular)	21,127,936.50	17,148,195.17	
SDIS	Distribution (Special Fund)	0.00	18,473,722.63	
SPEC	Special Reversing Entry	18,779,239.92	5,131.56	
WARR	Warrants	22,384,719.33	0.00	
				-16,756,639.39
SDG0001	Operating Reserve Act238 (001	-7,135,098.79		
DXFR	Transfer (Deduction)	0.00	48,700.91	
RXFR	Transfer (Regular)	0.00	1,000,000.00	
				-8,183,799.70
SDG0002	BlackRiverSettleHld (0080)	-13,609,169.71		
DXFR	Transfer (Deduction)	0.00	54,424.18	
RXFR	Transfer (Regular)	13,663,593.11	0.00	
				-0.78
SDG0100	GPF-License Plate Fnd	-2,281,955.74		
DXFR	Transfer (Deduction)	0.00	15,346.09	
RCPT	Receipt	0.00	7,000.00	
RXFR	Transfer (Regular)	93,800.27	512,495.07	
WARR	Warrants	281,761.35	0.00	
				-2,441,235.28
SDG0101	ED CTR CONST ACT 73215 (0	0.00		
DXFR	Transfer (Deduction)	0.00	92.11	
RCPT	Receipt	0.00	40,673.00	
				-40,765.11
SDG0200	GPF-Elk Donation Fnd	-27,861.97		
DXFR	Transfer (Deduction)	0.00	243.87	

Fund Transaction by Type

Start Date:7/1/15 End Date:12/31/15

Fund	Fund Description	Beginning Balance	Ending Balance
Type	Type Description	Debits	Credits
RCPT	Receipt	0.00	23,590.00
			-51,695.84
SDG0300	Game Protection Partners For	-32,028.20	
DXFR	Transfer (Deduction)	0.00	205.35
RXFR	Transfer (Regular)	2,605.59	0.00
			-29,627.96
SDG0500	Game Protection St Francis Mi	-209,784.16	
DXFR	Transfer (Deduction)	0.00	1,398.92
			-211,183.08
SDG0700	Game Protection Nature Cntr (-380,464.08	
DXFR	Transfer (Deduction)	0.00	2,660.37
RCPT	Receipt	0.00	94,631.71
RXFR	Transfer (Regular)	0.00	2,910.32
WARR	Warrants	58,774.73	0.00
			-421,891.75
SDG0800	AGFC-Gas Lease (0080(-150,006.36	
DXFR	Transfer (Deduction)	0.00	1,217.55
RCPT	Receipt	0.00	95,292.00
RXFR	Transfer (Regular)	25,000.00	0.00
SDIS	Distribution (Special Fund)	0.00	92,783.33
SPEC	Special Reversing Entry	94,292.00	0.00
WARR	Warrants	24,681.47	0.00
			-195,325.77
SDG0801	AGFC-Gas Rev Grants (0080)	-41,972.73	
DXFR	Transfer (Deduction)	0.00	227.01
RXFR	Transfer (Regular)	0.00	75,000.00
WARR	Warrants	84,229.68	0.00
			-32,970.06
SDG0802	Gas Debt Service (0080)	-672,338.21	
DXFR	Transfer (Deduction)	0.00	4,483.40
			-676,821.61
SDG0803	AGFC Gas Capital Proj (0080)	-5,210,632.50	
DXFR	Transfer (Deduction)	0.00	34,652.89
RXFR	Transfer (Regular)	50,000.00	0.00
			-5,195,285.39
SDG0804	AGFC Gas Infrastructure Repa	-422,183.74	
DXFR	Transfer (Deduction)	0.00	2,815.27
			-424,999.01
SDG1000	Hunters Feeding the Hungry	-5,286.51	
DXFR	Transfer (Deduction)	0.00	20.75
RCPT	Receipt	0.00	17,080.56
WARR	Warrants	21,450.54	0.00
			-937.28
SDG1200	AGFC EquipFundAct732 (0080)	0.00	
DXFR	Transfer (Deduction)	0.00	1,980.86
RCPT	Receipt	0.00	246,726.27
RXFR	Transfer (Regular)	0.00	657,801.78
			-906,508.91
SDG2000	Black River Settlmnt (0080)	0.00	
DXFR	Transfer (Deduction)	0.00	36,155.26
RXFR	Transfer (Regular)	0.00	13,663,593.11

Fund Transaction by Type

Start Date:7/1/15 End Date:12/31/15

Fund	Fund Description	Beginning Balance		Ending Balance
Type	Type Description	Debits	Credits	
WARR	Warrants	142,500.00	0.00	
				-13,557,248.37
SDH0100	Investor Education	-845,132.34		
RXFR	Transfer (Regular)	845,132.34	0.00	
				0.00
SDH4300	Securities Dept-Operations	-3,567,247.69		
RCPT	Receipt	0.00	1,280,270.43	
RXFR	Transfer (Regular)	1,206,942.86	93.75	
SDIS	Distribution (Special Fund)	0.00	1,257,997.18	
SPEC	Special Reversing Entry	1,278,452.43	0.00	
WARR	Warrants	492,512.28	0.00	
				-3,127,701.48
SDI0000	Interpreters Deaf/Hearing Imp	-32,460.57		
RADJ	Receipt Adjustment	0.00	125.00	
RCPT	Receipt	0.00	5,130.00	
RXFR	Transfer (Regular)	125.00	125.00	
SDIS	Distribution (Special Fund)	0.00	5,170.92	
SPEC	Special Reversing Entry	5,255.00	0.00	
WARR	Warrants	347.10	0.00	
				-37,284.39
SDL0100	Commercial Drivers Lic	-10,765,760.41		
RXFR	Transfer (Regular)	128,626.46	2,549,316.98	
SDIS	Distribution (Special Fund)	0.00	1,257,738.83	
SPEC	Special Reversing Entry	1,299,316.98	0.00	
WARR	Warrants	25,431.05	0.00	
				-13,119,441.73
SDN0100	St Crime Lab-DNA Det Oprs	-638,404.76		
RCPT	Receipt	0.00	562,713.92	
RXFR	Transfer (Regular)	4.92	0.00	
SDIS	Distribution (Special Fund)	0.00	544,707.07	
SPEC	Special Reversing Entry	562,713.92	0.00	
WARR	Warrants	473,284.41	0.00	
				-709,822.50
SDO0100	Oil & Gas Comm-Operations	-42,972,691.12		
RCPT	Receipt	0.00	2,178,054.68	
RXFR	Transfer (Regular)	1,388,266.86	83,224.89	
SDIS	Distribution (Special Fund)	0.00	2,115,410.06	
SPEC	Special Reversing Entry	2,150,825.16	0.00	
WARR	Warrants	1,070,192.58	0.00	
				-42,740,096.15
SDP0101	Plant Board 19-6-408	-6,255,368.72		
RCPT	Receipt	0.00	5,015,213.96	
RXFR	Transfer (Regular)	2,449,771.63	3,025.82	
SDIS	Distribution (Special Fund)	0.00	4,494,366.50	
SPEC	Special Reversing Entry	4,567,445.63	0.00	
WARR	Warrants	733,443.97	0.00	
				-8,017,313.77
SDP4601	Plant Board Grain Warehouse	-84,078.70		
RXFR	Transfer (Regular)	243,264.85	400,000.00	
WARR	Warrants	93,784.78	0.00	
				-147,029.07

Fund Transaction by Type

Start Date:7/1/15 End Date:12/31/15

Fund	Fund Description	Beginning Balance	Ending Balance
Type	Type Description	Debits	Credits
SDT0200	DDS-Storerm Pmt-Warren	-60,694.37	
RCPT	Receipt	0.00	2,506.65
SDIS	Distribution (Special Fund)	0.00	2,426.44
SPEC	Special Reversing Entry	2,506.65	0.00
WARR	Warrants	4,500.00	0.00
			-58,620.81
SEA0000	Educational Adequacy	-47,365,760.03	
LCRT	General Letter of Cert	0.00	13,296,598.50
RADJ	Receipt Adjustment	0.00	584,000.00
RXFR	Transfer (Regular)	478,238,390.18	424,273,684.45
SDIS	Distribution (Special Fund)	0.00	220,269,997.35
SPEC	Special Reversing Entry	420,902,967.10	193,351,316.95
			0.00
SEF0100	ASP Equipment-AFIS System	-5,110,141.29	
COFF	Checks Charged Off	744.50	0.00
RADJ	Receipt Adjustment	0.00	480.00
RCPT	Receipt	0.00	2,535,345.25
RXFR	Transfer (Regular)	102,475.49	17,548.67
SDIS	Distribution (Special Fund)	0.00	1,707,236.31
SPEC	Special Reversing Entry	1,735,407.25	411.00
WARR	Warrants	1,779,010.91	0.00
			-5,753,524.37
SEP0000	Drug/Crime Enf/Pros Act 1086	-4,101,587.85	
RADJ	Receipt Adjustment	0.00	554.00
RCPT	Receipt	0.00	553,977.99
RXFR	Transfer (Regular)	14.52	0.00
SDIS	Distribution (Special Fund)	0.00	536,786.98
SPEC	Special Reversing Entry	554,531.99	0.00
WARR	Warrants	913,186.03	0.00
			-3,725,174.28
SFP0000	Fire Protection Prem Tax	-4,362,945.48	
RADJ	Receipt Adjustment	0.00	5,904,070.59
RCPT	Receipt	0.00	12,493.28
RXFR	Transfer (Regular)	7,152,705.30	0.00
SDIS	Distribution (Special Fund)	0.00	5,715,140.33
SPEC	Special Reversing Entry	5,904,070.59	0.00
			-2,937,873.79
SFP0100	Fire Prot Prem-Arkansas	-16,218.21	
RXFR	Transfer (Regular)	0.00	55,791.10
WARR	Warrants	65,570.13	0.00
			-6,439.18
SFP0200	Fire Prot Prem-Ashley	-56,660.19	
RXFR	Transfer (Regular)	0.00	99,422.60
WARR	Warrants	112,498.29	0.00
			-43,584.50
SFP0300	Fire Prot Prem-Baxter	-42,111.36	
RXFR	Transfer (Regular)	0.00	127,318.15
WARR	Warrants	157,233.82	0.00
			-12,195.69
SFP0400	Fire Prot Prem-Benton	-97,500.64	
RXFR	Transfer (Regular)	0.00	276,094.43

Fund Transaction by Type

Start Date:7/1/15 End Date:12/31/15

Fund	Fund Description	Beginning Balance		Ending Balance
Type	Type Description	Debits	Credits	
WARR	Warrants	275,305.57	0.00	
				-98,289.50
SFP0500	Fire Prot Prem-Boone	-12,200.44		
RXFR	Transfer (Regular)	0.00	104,429.49	
WARR	Warrants	116,629.93	0.00	
				0.00
SFP0600	Fire Prot Prem-Bradley	-26,793.89		
RXFR	Transfer (Regular)	0.00	37,194.07	
WARR	Warrants	14,877.59	0.00	
				-49,110.37
SFP0700	Fire Prot Prem-Calhoun	-19,786.93		
RXFR	Transfer (Regular)	0.00	36,478.80	
WARR	Warrants	28,759.80	0.00	
				-27,505.93
SFP0800	Fire Prot Prem-Carroll	-12,397.07		
RXFR	Transfer (Regular)	0.00	69,381.24	
WARR	Warrants	53,056.24	0.00	
				-28,722.07
SFP0900	Fire Prot Prem-Chicot	-2,308.48		
RXFR	Transfer (Regular)	0.00	36,478.80	
WARR	Warrants	29,881.97	0.00	
				-8,905.31
SFP1000	Fire Prot Prem-Clark	-53,537.91		
RXFR	Transfer (Regular)	0.00	80,825.57	
WARR	Warrants	34,614.05	0.00	
				-99,749.43
SFP1100	Fire Prot Prem-Clay	-83,942.85		
RXFR	Transfer (Regular)	0.00	78,679.76	
WARR	Warrants	66,806.70	0.00	
				-95,815.91
SFP1200	Fire Prot Prem-Cleburne	-44,054.83		
RXFR	Transfer (Regular)	0.00	79,395.02	
WARR	Warrants	64,012.76	0.00	
				-59,437.09
SFP1300	Fire Prot Prem-Cleveland	-26,886.93		
RXFR	Transfer (Regular)	0.00	47,207.85	
WARR	Warrants	39,487.66	0.00	
				-34,607.12
SFP1400	Fire Prot Prem-Columbia	-36,559.24		
RXFR	Transfer (Regular)	0.00	88,693.54	
WARR	Warrants	86,546.03	0.00	
				-38,706.75
SFP1500	Fire Prot Prem-Conway	-28,213.82		
RXFR	Transfer (Regular)	0.00	74,388.13	
WARR	Warrants	73,573.64	0.00	
				-29,028.31
SFP1600	Fire Prot Prem-Craighead	-90,411.80		
RXFR	Transfer (Regular)	0.00	208,143.72	
WARR	Warrants	260,470.06	0.00	
				-38,085.46

Fund Transaction by Type

Start Date:7/1/15 End Date:12/31/15

Fund	Fund Description	Beginning Balance	Ending Balance	
Type	Type Description	Debits	Credits	
SFP1700	Fire Prot Prem-Crawford	0.00		
RXFR	Transfer (Regular)	0.00	141,623.56	
WARR	Warrants	141,623.56	0.00	0.00
SFP1800	Fire Prot Prem-Crittenden	-82,735.69		
RXFR	Transfer (Regular)	0.00	94,415.71	
WARR	Warrants	57,888.44	0.00	-119,262.96
SFP1900	Fire Prot Prem-Cross	-22,567.50		
RXFR	Transfer (Regular)	0.00	60,082.72	
WARR	Warrants	61,322.23	0.00	-21,327.99
SFP2000	Fire Prot Prem-Dallas	-21,726.81		
RXFR	Transfer (Regular)	0.00	32,187.17	
WARR	Warrants	13,014.66	0.00	-40,899.32
SFP2100	Fire Prot Prem-Desha	-192,509.75		
RXFR	Transfer (Regular)	0.00	50,784.20	
WARR	Warrants	35,348.40	0.00	-207,945.55
SFP2200	Fire Prot Prem-Drew	-116,514.97		
RXFR	Transfer (Regular)	0.00	57,221.64	
WARR	Warrants	91,492.38	0.00	-82,244.23
SFP2300	Fire Prot Prem-Faulkner	-77,227.74		
RXFR	Transfer (Regular)	0.00	164,512.23	
WARR	Warrants	197,411.87	0.00	-44,328.10
SFP2400	Fire Prot Prem-Franklin	-94,547.03		
RXFR	Transfer (Regular)	0.00	69,381.24	
WARR	Warrants	39,877.48	0.00	-124,050.79
SFP2500	Fire Prot Prem-Fulton	-23,502.11		
RXFR	Transfer (Regular)	0.00	60,082.72	
WARR	Warrants	32,337.10	0.00	-51,247.73
SFP2600	Fire Prot Prem-Garland	0.00		
RXFR	Transfer (Regular)	0.00	223,164.41	
WARR	Warrants	223,164.41	0.00	0.00
SFP2700	Fire Prot Prem-Grant	-22,218.93		
RXFR	Transfer (Regular)	0.00	80,825.57	
WARR	Warrants	74,034.92	0.00	-29,009.58
SFP2800	Fire Prot Prem-Greene	-52,947.56		
RXFR	Transfer (Regular)	0.00	99,422.60	
WARR	Warrants	140,321.27	0.00	-12,048.89
SFP2900	Fire Prot Prem-Hempstead	-85,549.32		
RXFR	Transfer (Regular)	0.00	135,186.13	

Fund Transaction by Type

Start Date:7/1/15 End Date:12/31/15

Fund	Fund Description	Beginning Balance		Ending Balance
Type	Type Description	Debits	Credits	
WARR	Warrants	101,812.78	0.00	
				-118,922.67
SFP3000	Fire Prot Prem-Hot Spring	-67,661.17		
RXFR	Transfer (Regular)	0.00	104,429.49	
WARR	Warrants	80,224.47	0.00	
				-91,866.19
SFP3100	Fire Prot Prem-Howard	-23,827.48		
RXFR	Transfer (Regular)	0.00	53,645.29	
WARR	Warrants	44,791.07	0.00	
				-32,681.70
SFP3200	Fire Prot Prem-Independence	-61,754.02		
RXFR	Transfer (Regular)	0.00	135,901.40	
WARR	Warrants	197,369.02	0.00	
				-286.40
SFP3300	Fire Prot Prem-Izard	-22,467.50		
RXFR	Transfer (Regular)	0.00	65,089.61	
WARR	Warrants	56,324.89	0.00	
				-31,232.22
SFP3400	Fire Prot Prem-Jackson	-51,192.60		
RXFR	Transfer (Regular)	0.00	67,950.70	
WARR	Warrants	49,093.37	0.00	
				-70,049.93
SFP3500	Fire Prot Prem-Jefferson	-38,897.25		
RXFR	Transfer (Regular)	0.00	165,942.77	
WARR	Warrants	171,951.75	0.00	
				-32,888.27
SFP3600	Fire Prot Prem-Johnson	-44,508.84		
RXFR	Transfer (Regular)	0.00	75,103.41	
WARR	Warrants	62,679.22	0.00	
				-56,933.03
SFP3700	Fire Prot Prem-Lafayette	-45,075.05		
RXFR	Transfer (Regular)	0.00	50,784.20	
WARR	Warrants	40,015.93	0.00	
				-55,843.32
SFP3800	Fire Prot Prem-Lawrence	-41,837.57		
RXFR	Transfer (Regular)	0.00	68,665.97	
WARR	Warrants	72,628.50	0.00	
				-37,875.04
SFP3900	Fire Prot Prem-Lee	-48,409.00		
RXFR	Transfer (Regular)	0.00	52,214.75	
WARR	Warrants	63,720.69	0.00	
				-36,903.06
SFP4000	Fire Prot Prem-Lincoln	-40,556.72		
RXFR	Transfer (Regular)	0.00	80,110.30	
WARR	Warrants	42,364.04	0.00	
				-78,302.98
SFP4100	Fire Prot Prem-Little River	-102,323.37		
RXFR	Transfer (Regular)	0.00	55,075.83	
WARR	Warrants	24,818.63	0.00	
				-132,580.57

Fund Transaction by Type

Start Date:7/1/15 End Date:12/31/15

Fund	Fund Description	Beginning Balance	Ending Balance	
Type	Type Description	Debits	Credits	
SFP4200	Fire Prot Prem-Logan	-54,751.58		
RXFR	Transfer (Regular)	0.00	75,818.67	
WARR	Warrants	93,673.84	0.00	-36,896.41
SFP4300	Fire Prot Prem-Lonoke	-74,321.17		
RXFR	Transfer (Regular)	0.00	121,595.99	
WARR	Warrants	108,993.18	0.00	-86,923.98
SFP4400	Fire Prot Prem-Madison	-35,723.89		
RXFR	Transfer (Regular)	0.00	67,950.70	
WARR	Warrants	57,693.10	0.00	-45,981.49
SFP4500	Fire Prot Prem-Marion	-10,184.44		
RXFR	Transfer (Regular)	0.00	71,527.05	
WARR	Warrants	58,115.73	0.00	-23,595.76
SFP4600	Fire Prot Prem-Miller	-113,938.50		
RXFR	Transfer (Regular)	0.00	102,998.95	
WARR	Warrants	108,001.42	0.00	-108,936.03
SFP4700	Fire Prot Prem-Mississippi	-88,688.28		
RXFR	Transfer (Regular)	0.00	126,602.88	
WARR	Warrants	124,212.92	0.00	-91,078.24
SFP4800	Fire Prot Prem-Monroe	-19,717.28		
RXFR	Transfer (Regular)	0.00	37,909.34	
WARR	Warrants	34,656.71	0.00	-22,969.91
SFP4900	Fire Prot Prem-Montgomery	-15,933.00		
RXFR	Transfer (Regular)	0.00	47,207.85	
WARR	Warrants	44,683.71	0.00	-18,457.14
SFP5000	Fire Prot Prem-Nevada	-31,503.88		
RXFR	Transfer (Regular)	0.00	41,485.69	
WARR	Warrants	19,906.25	0.00	-53,083.32
SFP5100	Fire Prot Prem-Newton	-39,145.64		
RXFR	Transfer (Regular)	0.00	47,923.12	
WARR	Warrants	62,532.95	0.00	-24,535.81
SFP5200	Fire Prot Prem-Ouachita	-69,975.10		
RXFR	Transfer (Regular)	0.00	97,992.06	
WARR	Warrants	92,939.69	0.00	-75,027.47
SFP5300	Fire Prot Prem-Perry	-23,314.54		
RXFR	Transfer (Regular)	0.00	44,346.77	
WARR	Warrants	13,645.16	0.00	-54,016.15
SFP5400	Fire Prot Prem-Phillips	-32,914.96		
RXFR	Transfer (Regular)	0.00	80,110.30	

Fund Transaction by Type

Start Date:7/1/15 End Date:12/31/15

Fund	Fund Description	Beginning Balance	Ending Balance	
Type	Type Description	Debits	Credits	
WARR	Warrants	65,589.95	0.00	-47,435.31
SFP5500	Fire Prot Prem-Pike	-32,775.53		
RXFR	Transfer (Regular)	0.00	62,228.54	
WARR	Warrants	46,217.21	0.00	-48,786.86
SFP5600	Fire Prot Prem-Poinsett	-12,929.19		
RXFR	Transfer (Regular)	0.00	81,540.84	
WARR	Warrants	64,515.11	0.00	-29,954.92
SFP5700	Fire Prot Prem-Polk	-47,001.06		
RXFR	Transfer (Regular)	0.00	72,242.32	
WARR	Warrants	20,794.53	0.00	-98,448.85
SFP5800	Fire Prot Prem-Pope	-54,083.57		
RXFR	Transfer (Regular)	0.00	123,741.80	
WARR	Warrants	146,685.82	0.00	-31,139.55
SFP5900	Fire Prot Prem-Prairie	-28,997.49		
RXFR	Transfer (Regular)	0.00	59,367.46	
WARR	Warrants	27,679.13	0.00	-60,685.82
SFP6000	Fire Prot Prem-Pulaski	-88,492.43		
RXFR	Transfer (Regular)	0.00	428,447.17	
WARR	Warrants	453,373.45	0.00	-63,566.15
SFP6100	Fire Prot Prem-Randolph	-28,943.77		
RXFR	Transfer (Regular)	0.00	68,665.97	
WARR	Warrants	79,610.08	0.00	-17,999.66
SFP6200	Fire Prot Prem-Saline	-114,522.05		
RXFR	Transfer (Regular)	0.00	214,581.15	
WARR	Warrants	181,170.91	0.00	-147,932.29
SFP6300	Fire Prot Prem-Scott	-21,567.69		
RXFR	Transfer (Regular)	0.00	42,200.96	
WARR	Warrants	63,768.65	0.00	0.00
SFP6400	Fire Prot Prem-Searcy	-83,517.80		
RXFR	Transfer (Regular)	0.00	52,214.75	
WARR	Warrants	37,403.83	0.00	-98,328.72
SFP6500	Fire Prot Prem-Sebastian	-44,981.30		
RXFR	Transfer (Regular)	0.00	147,345.73	
WARR	Warrants	116,290.97	0.00	-76,036.06
SFP6600	Fire Prot Prem-Sevier	-39,591.08		
RXFR	Transfer (Regular)	0.00	58,652.18	
WARR	Warrants	52,380.08	0.00	-45,863.18

Fund Transaction by Type

Start Date:7/1/15 End Date:12/31/15

Fund	Fund Description	Beginning Balance	Ending Balance
Type	Type Description	Debits	Credits
SFP6700	Fire Prot Prem-Sharp	-43,415.25	
RXFR	Transfer (Regular)	0.00	92,985.17
WARR	Warrants	79,888.84	0.00
			-56,511.58
SFP6800	Fire Prot Prem-St. Francis	-33,599.80	
RXFR	Transfer (Regular)	0.00	103,714.23
WARR	Warrants	87,636.31	0.00
			-49,677.72
SFP6900	Fire Prot Prem-Stone	-7,687.62	
RXFR	Transfer (Regular)	0.00	55,075.83
WARR	Warrants	61,410.89	0.00
			-1,352.56
SFP7000	Fire Prot Prem-Union	-73,759.96	
RXFR	Transfer (Regular)	0.00	143,769.37
WARR	Warrants	171,940.00	0.00
			-45,589.33
SFP7100	Fire Prot Prem-Van Buren	-14,586.21	
RXFR	Transfer (Regular)	0.00	84,401.93
WARR	Warrants	98,988.14	0.00
			0.00
SFP7200	Fire Prot Prem-Washington	-52,171.32	
RXFR	Transfer (Regular)	0.00	247,483.60
WARR	Warrants	204,036.58	0.00
			-95,618.34
SFP7300	Fire Prot Prem-White	-101,953.74	
RXFR	Transfer (Regular)	0.00	193,838.31
WARR	Warrants	156,881.76	0.00
			-138,910.29
SFP7400	Fire Prot Prem-Woodruff	-14,869.43	
RXFR	Transfer (Regular)	0.00	33,617.71
WARR	Warrants	35,416.20	0.00
			-13,070.94
SFP7500	Fire Prot Prem-Yell	-10,238.24	
RXFR	Transfer (Regular)	0.00	79,395.02
WARR	Warrants	71,904.93	0.00
			-17,728.33
SFR0100	Fire/Police Pension/Relief	-3,716,037.95	
RXFR	Transfer (Regular)	61,679.23	0.00
WARR	Warrants	2,368,244.57	0.00
			-1,286,114.15
SFR0300	Fire&Police Pension Adl (0620	-760,762.82	
RXFR	Transfer (Regular)	0.00	61,679.23
WARR	Warrants	822,442.05	0.00
			0.00
SFR0400	Fire&Police Pension Suppl(06:	-180,000.00	
RCPT	Receipt	0.00	2,780.00
WARR	Warrants	180,000.00	0.00
			-2,780.00
SFR0500	Fire&PolicePension FutSup(06:	-6,791,383.78	
RCPT	Receipt	0.00	1,200.00

Fund Transaction by Type

Start Date:7/1/15 End Date:12/31/15

Fund	Fund Description	Beginning Balance		Ending Balance
Type	Type Description	Debits	Credits	
WARR	Warrants	1,722,640.00	0.00	
				-5,069,943.78
SFS0000	Cigarette Fire Safe 697/09	-168,364.50		
RCPT	Receipt	0.00	6,000.00	
SDIS	Distribution (Special Fund)	0.00	5,904.00	
SPEC	Special Reversing Entry	6,000.00	0.00	
				-174,268.50
SGS0100	Corn Grain Sorghum Bd-Oper:	-764,022.43		
RCPT	Receipt	0.00	611,272.25	
RXFR	Transfer (Regular)	0.00	96,202.14	
SDIS	Distribution (Special Fund)	0.00	630,813.70	
SPEC	Special Reversing Entry	651,667.04	0.00	
WARR	Warrants	100,713.59	0.00	
				-1,349,929.89
SHA0000	Dept of Hlth-HVACR	-497,506.08		
COFF	Checks Charged Off	540.00	0.00	
RADJ	Receipt Adjustment	1,100.00	1,250.00	
RCPT	Receipt	0.00	290,858.00	
RXFR	Transfer (Regular)	323,960.83	150.00	
SDIS	Distribution (Special Fund)	0.00	285,722.11	
SPEC	Special Reversing Entry	292,008.00	1,640.00	
				-459,517.36
SHF0000	AR Heritage Fund-Consr Tax	0.00		
RXFR	Transfer (Regular)	1,898,880.70	1,898,880.70	
				0.00
SHF0100	DAH-Consr Tax-Dir Off	-1,116,268.07		
RCPT	Receipt	0.00	83,981.94	
RXFR	Transfer (Regular)	2,054,356.03	3,093,574.16	
WARR	Warrants	909,014.00	0.00	
				-1,330,454.14
SHF0200	DAH-Consr Tax-Delta Clt Ctr	-90,793.28		
RXFR	Transfer (Regular)	21,001.48	255,613.28	
WARR	Warrants	125,893.70	0.00	
				-199,511.38
SHF0300	DAH-Consr Tax-Arts Co	-96,678.76		
RXFR	Transfer (Regular)	97,221.45	773,513.56	
WARR	Warrants	458,552.41	0.00	
				-314,418.46
SHF0400	DAH-Consr Tax-Commr Comr	-239,390.72		
RCPT	Receipt	0.00	3,882.19	
RXFR	Transfer (Regular)	87,241.63	100,000.00	
WARR	Warrants	231,928.02	0.00	
				-24,103.26
SHF0500	DAH-Consr Tax-Hist Presv	-1,760.88		
RXFR	Transfer (Regular)	124,746.16	269,753.86	
WARR	Warrants	10,315.32	0.00	
				-136,453.26
SHF0600	DAH-Consr Tax-Natl Hrtg	-111,314.73		
RXFR	Transfer (Regular)	195,373.41	200,000.00	
WARR	Warrants	71,174.14	0.00	
				-44,767.18

Fund Transaction by Type

Start Date:7/1/15 End Date:12/31/15

Fund	Fund Description	Beginning Balance		Ending Balance
Type	Type Description	Debits	Credits	
SHF0700	DAH-Consr Tax-Terr Restr	-178,209.47		
RXFR	Transfer (Regular)	148,709.60	300,000.00	
WARR	Warrants	218,741.58	0.00	
				-110,758.29
SHF0900	Mosaic Templars Amend 75(0	-103,500.02		
RXFR	Transfer (Regular)	23,334.72	11,667.36	
WARR	Warrants	12,849.21	0.00	
				-78,983.45
SHK0000	Milk Inspection	-93,009.68		
RCPT	Receipt	0.00	173,681.87	
RXFR	Transfer (Regular)	203,211.39	26,194.38	
SDIS	Distribution (Special Fund)	0.00	170,902.96	
SPEC	Special Reversing Entry	173,681.87	0.00	
				-86,895.63
SHL0000	Plumbers Licensing	-799,886.98		
COFF	Checks Charged Off	685.00	0.00	
RADJ	Receipt Adjustment	800.00	800.00	
RCPT	Receipt	0.00	287,601.64	
RXFR	Transfer (Regular)	311,170.57	1,293.44	
SDIS	Distribution (Special Fund)	0.00	277,410.89	
SPEC	Special Reversing Entry	282,881.64	960.00	
				-772,415.74
SHM0100	Mfg Home Comm-Operations	-294,865.42		
RCPT	Receipt	0.00	156,140.00	
RXFR	Transfer (Regular)	62,972.59	108.05	
SDIS	Distribution (Special Fund)	0.00	75,415.73	
SPEC	Special Reversing Entry	76,642.00	0.00	
WARR	Warrants	37,107.00	0.00	
				-349,807.61
SHW0000	Haz Waste Permit Fee	-4,252,411.26		
COFF	Checks Charged Off	50.00	0.00	
RCPT	Receipt	0.00	736,455.61	
RXFR	Transfer (Regular)	464,388.53	868.44	
SDIS	Distribution (Special Fund)	0.00	618,159.88	
SPEC	Special Reversing Entry	628,261.26	50.00	
WARR	Warrants	103,586.38	0.00	
				-4,411,659.02
SIA0101	L/P Equine Infectious Anemia	-498,842.37		
RCPT	Receipt	0.00	59,732.96	
RXFR	Transfer (Regular)	31,263.49	0.00	
SDIS	Distribution (Special Fund)	0.00	58,777.23	
SPEC	Special Reversing Entry	59,732.96	0.00	
WARR	Warrants	23,546.47	0.00	
				-502,809.64
SIB0100	Bank Department-Operations	-7,060,913.40		
RCPT	Receipt	0.00	4,340,210.08	
RXFR	Transfer (Regular)	2,912,105.74	1,737.01	
SDIS	Distribution (Special Fund)	0.00	4,245,538.92	
SPEC	Special Reversing Entry	4,314,572.07	0.00	
WARR	Warrants	1,005,923.38	0.00	
				-7,415,798.22

Fund Transaction by Type

Start Date:7/1/15 End Date:12/31/15

Fund	Fund Description	Beginning Balance		Ending Balance
Type	Type Description	Debits	Credits	
SIE0000	Investor Education (0410)		0.00	
RCPT	Receipt	0.00	60,322.25	
RXFR	Transfer (Regular)	0.00	845,132.34	
WARR	Warrants	77,296.15	0.00	
				-828,158.44
SIL0100	LP Gas Board Oprs		-1,111,403.77	
RCPT	Receipt	0.00	196,798.93	
RXFR	Transfer (Regular)	180,593.61	0.00	
SDIS	Distribution (Special Fund)	0.00	192,962.40	
SPEC	Special Reversing Entry	196,100.00	0.00	
WARR	Warrants	72,605.52	0.00	
				-1,051,865.97
SIP0101	Poultry & Egg Grading 19-6-40		-4,859,273.52	
RCPT	Receipt	0.00	1,407,853.87	
RXFR	Transfer (Regular)	878,896.20	17,516.00	
SDIS	Distribution (Special Fund)	0.00	831,510.46	
SPEC	Special Reversing Entry	845,030.96	0.00	
WARR	Warrants	375,262.93	0.00	
				-5,016,963.76
SIR0000	Commercial Truck Safety/Edu		-870,423.80	
RADJ	Receipt Adjustment	0.00	2,000,000.00	
SDIS	Distribution (Special Fund)	0.00	1,935,999.99	
SPEC	Special Reversing Entry	2,000,000.00	0.00	
WARR	Warrants	370,104.00	0.00	
				-2,436,319.79
SIS0000	Road/Bridge Repair (0090)		0.00	
RXFR	Transfer (Regular)	0.00	1,682,820.87	
SDIS	Distribution (Special Fund)	0.00	370,570.60	
SPEC	Special Reversing Entry	382,820.87	0.00	
WARR	Warrants	1,300,000.00	0.00	
				-370,570.60
SJP0100	Public Service-Utilities		-3,689,656.53	
RCPT	Receipt	0.00	8,357,192.70	
RXFR	Transfer (Regular)	3,177,913.08	1,756.76	
SDIS	Distribution (Special Fund)	0.00	8,220,649.90	
SPEC	Special Reversing Entry	8,354,319.00	0.00	
WARR	Warrants	910,528.58	0.00	
				-7,826,495.23
SKL0000	Skills Development (0590)		0.00	
RXFR	Transfer (Regular)	14,474.10	18,228,984.85	
WARR	Warrants	35,986.38	0.00	
				-18,178,524.37
SLA0000	Public Legal Aid		0.00	
RXFR	Transfer (Regular)	0.00	278,015.40	
WARR	Warrants	278,015.40	0.00	
				0.00
SLS0000	Beneficiaries of Fallen Law En		-2,544.95	
RXFR	Transfer (Regular)	0.00	1,126.34	
SDIS	Distribution (Special Fund)	0.00	1,090.30	
SPEC	Special Reversing Entry	1,126.34	0.00	
				-3,635.25

Fund Transaction by Type

Start Date:7/1/15 End Date:12/31/15

Fund	Fund Description	Beginning Balance		Ending Balance
Type	Type Description	Debits	Credits	
SMB0000	Marketing Board Fund	-235,619.89		
RCPT	Receipt	0.00	74,321.54	
RXFR	Transfer (Regular)	710.49	0.00	
SDIS	Distribution (Special Fund)	0.00	73,132.39	
SPEC	Special Reversing Entry	74,321.54	0.00	
WARR	Warrants	3,388.22	0.00	
				-304,653.57
SMD0000	Specialty Court Prog (0485)	0.00		
RXFR	Transfer (Regular)	0.00	30,647.00	
WARR	Warrants	147.00	0.00	
				-30,500.00
SMF0000	Military Funeral Hon 784/09	-142,287.52		
RCPT	Receipt	0.00	500.00	
RXFR	Transfer (Regular)	0.00	19,377.29	
SDIS	Distribution (Special Fund)	0.00	18,757.21	
SPEC	Special Reversing Entry	19,377.29	0.00	
WARR	Warrants	9,300.00	0.00	
				-152,244.73
SMH0100	ADEM-Special Rev Fee	-547,790.48		
RCPT	Receipt	0.00	33,647.25	
RXFR	Transfer (Regular)	65,000.00	0.00	
SDIS	Distribution (Special Fund)	0.00	33,108.90	
SPEC	Special Reversing Entry	33,647.25	0.00	
				-515,899.38
SMH6700	EmerMgmt PerGRTTrng (0995)	-8,691.74		
RCPT	Receipt	0.00	4,214.84	
RXFR	Transfer (Regular)	12,327.76	10,971.73	
WARR	Warrants	11,550.55	0.00	
				0.00
SMH6800	EMPG T&E (0995)	-7,327.57		
RCPT	Receipt	0.00	70,028.35	
RXFR	Transfer (Regular)	44,570.33	76,492.67	
WARR	Warrants	77,463.39	0.00	
				-31,814.87
SML0000	Domestic Peace	-37,386.03		
RCPT	Receipt	0.00	213,883.80	
SDIS	Distribution (Special Fund)	0.00	207,039.51	
SPEC	Special Reversing Entry	213,883.80	0.00	
WARR	Warrants	218,069.77	0.00	
				-26,355.77
SMP0000	ASP Special Operating	0.00		
AXFR	Advance Transfer	0.00	18,071,000.00	
GDIS	Distribution (General Fund)	0.00	15,697,131.99	
RXFR	Transfer (Regular)	48,193,201.22	17,496,953.82	
				-3,071,884.59
SMP0100	ASP Special Operating	-3,379,659.90		
COFF	Checks Charged Off	184.25	0.00	
CTAX	Claims & Taxes	338.80	0.00	
RADJ	Receipt Adjustment	485.00	49.50	
RCPT	Receipt	0.00	2,825,955.81	
RXFR	Transfer (Regular)	33,255,124.66	39,034,631.06	

Fund Transaction by Type

Start Date:7/1/15 End Date:12/31/15

Fund	Fund Description	Beginning Balance		Ending Balance
Type	Type Description	Debits	Credits	
SDIS	Distribution (Special Fund)	0.00	6,798,426.39	
SPEC	Special Reversing Entry	6,998,552.16	667.50	
WARR	Warrants	9,707,811.10	0.00	
				-2,076,894.19
SMP0200	ASP Indirect Admin Costs		0.00	
RXFR	Transfer (Regular)	4,873,664.12	5,488,578.20	
				-614,914.08
SMP0300	ASP Special Operating		-904,241.25	
RXFR	Transfer (Regular)	0.00	438,271.31	
WARR	Warrants	999,090.80	0.00	
				-343,421.76
SMP0500	ASP Used Motor Vehicle		-797,996.53	
COFF	Checks Charged Off	500.00	0.00	
RCPT	Receipt	0.00	353,713.40	
RXFR	Transfer (Regular)	306,196.51	25.12	
SDIS	Distribution (Special Fund)	0.00	347,558.64	
SPEC	Special Reversing Entry	353,710.00	500.00	
WARR	Warrants	75,384.02	0.00	
				-764,003.16
SMP0600	ASP-PI/Security		-589,736.74	
COFF	Checks Charged Off	520.00	180.00	
RADJ	Receipt Adjustment	49.50	0.00	
RCPT	Receipt	0.00	259,960.25	
RXFR	Transfer (Regular)	154,645.05	11.63	
SDIS	Distribution (Special Fund)	0.00	255,417.62	
SPEC	Special Reversing Entry	260,140.25	569.50	
WARR	Warrants	60,768.32	0.00	
				-629,752.62
SMP0700	ASP Salvage Auction		-848,977.94	
RCPT	Receipt	0.00	27,402.50	
SDIS	Distribution (Special Fund)	0.00	26,964.06	
SPEC	Special Reversing Entry	27,402.50	0.00	
				-875,942.00
SMP0800	AR Wireless Network		-409,425.21	
RCPT	Receipt	0.00	1.11	
RXFR	Transfer (Regular)	87,175.85	5,545,973.65	
WARR	Warrants	5,862,327.67	0.00	
				-5,896.45
SMP2003	ASP Highway Safety 402		-14,358.90	
RCPT	Receipt	0.00	1,526,797.28	
RXFR	Transfer (Regular)	1,696,741.52	1,154,773.72	
WARR	Warrants	904,015.92	0.00	
				-95,172.46
SMP2103	MinPenalties/Repeat Offed 09€		0.00	
RCPT	Receipt	0.00	647,954.56	
RXFR	Transfer (Regular)	647,954.56	0.00	
				0.00
SMP2203	ASP Highway Safety 410		-8,091.06	
RCPT	Receipt	0.00	704,332.50	
RXFR	Transfer (Regular)	690,209.43	612,443.81	
WARR	Warrants	612,443.81	0.00	

Fund Transaction by Type

Start Date:7/1/15 End Date:12/31/15

Fund	Fund Description	Beginning Balance			Ending Balance
Type	Type Description	Debits	Credits		
					-22,214.13
SMP2503	ASP Highway Safety 154	0.00			
RCPT	Receipt	0.00	2,064,681.48		
RXFR	Transfer (Regular)	220,479.20	204,132.41		
WARR	Warrants	2,048,334.69	0.00		
					0.00
SMP2603	ASP Highway Safety 403	0.00			
RCPT	Receipt	0.00	61,702.18		
RXFR	Transfer (Regular)	113,101.26	57,925.13		
WARR	Warrants	6,526.05	0.00		
					0.00
SMP2703	ASP Highway Safety 411	0.00			
RCPT	Receipt	0.00	90,458.42		
RXFR	Transfer (Regular)	90,458.42	90,458.42		
WARR	Warrants	90,458.42	0.00		
					0.00
SMP2808	Hwy Safety 2010 Act 1288/07	0.00			
RCPT	Receipt	0.00	69,554.37		
RXFR	Transfer (Regular)	69,554.37	69,554.37		
WARR	Warrants	69,554.37	0.00		
					0.00
SMP2809	Hwy Safety 406 Act 1288/07	0.00			
RCPT	Receipt	0.00	922,161.17		
RXFR	Transfer (Regular)	773,432.46	55,464.53		
WARR	Warrants	54,942.91	0.00		
					-149,250.33
SMP2907	ASP Toward ZeroDeaths (0960)	0.00			
RXFR	Transfer (Regular)	204,262.22	409,461.94		
WARR	Warrants	205,199.72	0.00		
					0.00
SMP2925	ASP Odometer Fraud	-4,187.78			
RCPT	Receipt	0.00	24,259.03		
RXFR	Transfer (Regular)	23,109.48	16,467.59		
WARR	Warrants	21,804.92	0.00		
					0.00
SMP2970	Video Storage 15 Act 267 14	-7,451.86			
RXFR	Transfer (Regular)	268,641.35	1,337,168.82		
WARR	Warrants	1,075,979.33	0.00		
					0.00
SMP3021	Hwy Safety 405 MAP 21Act120	-1,562.70			
RCPT	Receipt	0.00	1,456,802.22		
RXFR	Transfer (Regular)	1,365,502.22	889,266.08		
WARR	Warrants	890,392.26	0.00		
					-91,736.52
SMP3040	CDL 12 (096)	-461.44			
RCPT	Receipt	0.00	3,016.26		
RXFR	Transfer (Regular)	5,662.78	3,016.26		
WARR	Warrants	831.18	0.00		
					0.00
SMP3043	E-CITE CFDA20.609 Act 267 '1.	0.00			
RXFR	Transfer (Regular)	459,106.86	994,543.22		

Fund Transaction by Type

Start Date:7/1/15 End Date:12/31/15

Fund	Fund Description	Beginning Balance		Ending Balance
Type	Type Description	Debits	Credits	
WARR	Warrants	451,121.36	0.00	
				-84,315.00
SMP3052	TSS 14 (0960)		-750.00	
RXFR	Transfer (Regular)	750.00	0.00	
				0.00
SMP3054	E-Crash 15 Act 267 '14 S9		-687.50	
RXFR	Transfer (Regular)	260,839.77	528,642.81	
WARR	Warrants	242,696.60	0.00	
				-25,793.94
SMP3062	TSS-15 Act 267 '14		-7,577.42	
RXFR	Transfer (Regular)	829,885.26	992,038.07	
WARR	Warrants	169,730.23	0.00	
				0.00
SMP3064	E-CRASH 16 (0960)		0.00	
RXFR	Transfer (Regular)	4,566.54	5,600.91	
WARR	Warrants	275.13	0.00	
				-759.24
SMP3072	STEP 16 (0960)		0.00	
RXFR	Transfer (Regular)	171,105.48	185,832.01	
WARR	Warrants	2,809.65	0.00	
				-11,916.88
SMP3073	E-CITE 16 (0960)		0.00	
RXFR	Transfer (Regular)	3,911.00	3,911.00	
				0.00
SMP8800	ASP Vehicles (0960)		-2,454,824.70	
RCPT	Receipt	0.00	565,347.39	
RXFR	Transfer (Regular)	71,707.90	3,067,580.91	
SDIS	Distribution (Special Fund)	0.00	901,010.10	
SPEC	Special Reversing Entry	930,795.57	0.00	
WARR	Warrants	2,211,237.66	0.00	
				-3,775,021.97
SMP9602	ASP Troop K Cont Project		-299,415.83	
RXFR	Transfer (Regular)	599,095.31	3,350,400.00	
WARR	Warrants	32,912.42	0.00	
				-3,017,808.10
SMS0000	ADH Marine Sanitation		-158,211.79	
RXFR	Transfer (Regular)	164,626.58	86,051.07	
				-79,636.28
SNH0100	DHS-Nrs Hm Prsnl Trng-Exp		-550,606.69	
RADJ	Receipt Adjustment	0.00	91,708.48	
RXFR	Transfer (Regular)	9,449.44	0.00	
SDIS	Distribution (Special Fund)	0.00	90,241.14	
SPEC	Special Reversing Entry	91,708.48	0.00	
				-631,398.39
SNP0100	Nuclear Planning & Response		-434,714.34	
RCPT	Receipt	0.00	798,766.25	
RXFR	Transfer (Regular)	523,550.57	0.00	
SDIS	Distribution (Special Fund)	0.00	773,205.73	
SPEC	Special Reversing Entry	798,766.25	0.00	
WARR	Warrants	81,250.00	0.00	
				-603,119.50

Fund Transaction by Type

Start Date:7/1/15 End Date:12/31/15

Fund	Fund Description	Beginning Balance		Ending Balance
Type	Type Description	Debits	Credits	
SPC0101	L/P Brucellosis Erad/Inspectio	-922,126.90		
RCPT	Receipt	0.00	287,022.14	
RXFR	Transfer (Regular)	512,747.37	307,517.89	
SDIS	Distribution (Special Fund)	0.00	239,675.58	
SPEC	Special Reversing Entry	507,159.65	259,561.74	
WARR	Warrants	123,873.71	0.00	
				-872,123.52
SPD0100	People With Disabilities	-16,021.41		
RCPT	Receipt	0.00	6,062.40	
SDIS	Distribution (Special Fund)	0.00	4,981.40	
SPEC	Special Reversing Entry	5,062.40	0.00	
WARR	Warrants	9,500.00	0.00	
				-12,502.81
SPF0100	Comty Punshmt Rev-Oprs	-2,641,761.00		
RCPT	Receipt	0.00	3,743,906.55	
RXFR	Transfer (Regular)	1,532,250.20	279,071.06	
SDIS	Distribution (Special Fund)	0.00	3,654,803.56	
SPEC	Special Reversing Entry	3,714,231.25	0.00	
WARR	Warrants	2,463,087.20	0.00	
				-2,609,973.52
SPS0101	Livestock/Poultry Special Rev	-1,426,717.52		
COFF	Checks Charged Off	185.00	0.00	
RCPT	Receipt	0.00	785,828.62	
RXFR	Transfer (Regular)	59,941.64	0.00	
SDIS	Distribution (Special Fund)	0.00	763,233.32	
SPEC	Special Reversing Entry	775,828.62	185.00	
WARR	Warrants	666,941.87	0.00	
				-1,473,067.33
SPT0000	AR Parks/Tourism Consvr Tax	0.00		
RXFR	Transfer (Regular)	2,614,246.00	2,614,246.00	
				0.00
SPT0100	Conscr Tax-Oprs	-25,861,078.06		
RCPT	Receipt	0.00	89,948.65	
RXFR	Transfer (Regular)	5,200,660.47	16,098,484.78	
SDIS	Distribution (Special Fund)	0.00	7,156.32	
SPEC	Special Reversing Entry	7,392.91	0.00	
WARR	Warrants	14,069,608.68	0.00	
				-22,779,005.75
SRP0100	Rice Research & Promo Bd-Opr	-288,189.85		
RCPT	Receipt	0.00	3,795,136.98	
RXFR	Transfer (Regular)	9,964.83	60,991.00	
SDIS	Distribution (Special Fund)	0.00	3,723,085.92	
SPEC	Special Reversing Entry	3,856,127.98	9,964.83	
WARR	Warrants	3,009,891.28	0.00	
				-1,001,384.49
SRS0000	Reg Sub Stor Tank Prg	-1,889,314.18		
RCPT	Receipt	0.00	195,193.79	
RXFR	Transfer (Regular)	297,770.60	0.00	
SDIS	Distribution (Special Fund)	0.00	117,827.77	
SPEC	Special Reversing Entry	119,743.67	0.00	
WARR	Warrants	74,061.63	0.00	

Fund Transaction by Type

Start Date:7/1/15 End Date:12/31/15

Fund	Fund Description	Beginning Balance			Ending Balance
Type	Type Description	Debits	Credits		
					-1,710,759.84
SSA0000	AR CourtAppointedSpecAdvo	-556.60			
RXFR	Transfer (Regular)	0.00	2,674.91		
SDIS	Distribution (Special Fund)	0.00	2,589.31		
SPEC	Special Reversing Entry	2,674.91	0.00		
					-3,145.91
SSC0480	ADC Sex/Child Offen Reg-048	-82,496.07			
RCPT	Receipt	0.00	11,955.65		
SDIS	Distribution (Special Fund)	0.00	11,573.08		
SPEC	Special Reversing Entry	11,955.65	0.00		
					-94,069.15
SSC0990	ACIC Sex/Child Offend Reg-09	-36,719.48			
RADJ	Receipt Adjustment	0.00	257.50		
RCPT	Receipt	0.00	11,698.15		
SDIS	Distribution (Special Fund)	0.00	11,573.08		
SPEC	Special Reversing Entry	11,955.65	0.00		
WARR	Warrants	5,754.99	0.00		
					-42,537.57
SSD0000	Individual Sewage Disposal Sy	-20,716.07			
RADJ	Receipt Adjustment	0.00	1,944.00		
RCPT	Receipt	0.00	9,637.00		
RXFR	Transfer (Regular)	2,186.14	0.00		
SDIS	Distribution (Special Fund)	0.00	11,395.71		
SPEC	Special Reversing Entry	11,581.00	0.00		
					-29,925.64
SSD0100	Individual Sewage Disp Sys-O	0.00			
RADJ	Receipt Adjustment	1,944.00	0.00		
RCPT	Receipt	0.00	1,944.00		
SDIS	Distribution (Special Fund)	0.00	0.00		
SPEC	Special Reversing Entry	1,944.00	1,944.00		
					0.00
SSE0000	AR Citizens 1st Resp Safety	-29,416.90			
RCPT	Receipt	0.00	182,660.70		
SDIS	Distribution (Special Fund)	0.00	176,815.57		
SPEC	Special Reversing Entry	182,660.70	0.00		
WARR	Warrants	180,034.01	0.00		
					-26,198.46
SSM0000	Spyware Monitoring	-92,276.79			
WARR	Warrants	290.88	0.00		
					-91,985.91
SST0101	Livestock/Poultry Swine Testii	-1,441.22			
RXFR	Transfer (Regular)	0.00	10.00		
SDIS	Distribution (Special Fund)	0.00	9.68		
SPEC	Special Reversing Entry	10.00	0.00		
					-1,450.90
SSV0000	Spirituous & VinousBevAct(06	-350,577.59			
RCPT	Receipt	0.00	99,505.00		
RXFR	Transfer (Regular)	150.82	0.00		
SDIS	Distribution (Special Fund)	0.00	96,320.84		
SPEC	Special Reversing Entry	99,505.00	0.00		
WARR	Warrants	14,371.90	0.00		

Fund Transaction by Type

Start Date:7/1/15 End Date:12/31/15

Fund	Fund Description	Beginning Balance	Ending Balance	
Type	Type Description	Debits	Credits	
				-432,375.71
SSW0100	Social Work Licensing-Operati	-605,393.43		
RCPT	Receipt	0.00	72,275.00	
RXFR	Transfer (Regular)	35,348.35	0.00	
SDIS	Distribution (Special Fund)	0.00	71,118.60	
SPEC	Special Reversing Entry	72,275.00	0.00	
WARR	Warrants	21,997.26	0.00	
				-619,166.42
STC0100	Telecomm Equip Fund-Oprs	-552,695.58		
RCPT	Receipt	0.00	232,066.64	
RXFR	Transfer (Regular)	49,375.24	655.38	
SDIS	Distribution (Special Fund)	0.00	224,657.03	
SPEC	Special Reversing Entry	232,111.72	28.00	
WARR	Warrants	101,662.27	0.00	
				-626,953.40
STR0000	AR Tobacco Control Rev (0261	0.00		
RCPT	Receipt	0.00	99,840.00	
SDIS	Distribution (Special Fund)	0.00	98,242.56	
SPEC	Special Reversing Entry	99,840.00	0.00	
				-98,242.56
SVS0000	AR Video Service Fund (0063)	-10,973.98		
RCPT	Receipt	0.00	2,000.00	
SDIS	Distribution (Special Fund)	0.00	1,936.00	
SPEC	Special Reversing Entry	2,000.00	0.00	
				-12,909.98
SWF0100	Wkforce 2000 Dev-Grant/Exp	-2,179,437.75		
RADJ	Receipt Adjustment	0.00	16,155,143.04	
RXFR	Transfer (Regular)	15,211,253.05	0.00	
SDIS	Distribution (Special Fund)	0.00	15,638,178.48	
SPEC	Special Reversing Entry	16,155,143.04	0.00	
				-2,606,363.18
SWP0100	Wheat Promotion Bd-Operatio	-192,355.26		
RCPT	Receipt	0.00	135,163.45	
RXFR	Transfer (Regular)	3,457.10	12,069.14	
SDIS	Distribution (Special Fund)	0.00	139,174.68	
SPEC	Special Reversing Entry	147,232.59	3,457.10	
WARR	Warrants	260,924.23	0.00	
				-70,605.71
SWT0000	In God We Trust License Plate	-9,784.51		
RXFR	Transfer (Regular)	49,351.51	48,059.12	
SDIS	Distribution (Special Fund)	0.00	46,521.23	
SPEC	Special Reversing Entry	48,059.12	0.00	
				-6,954.23
SXA0100	Abstractors Examiners Board	-84,301.40		
RCPT	Receipt	0.00	17,425.00	
RXFR	Transfer (Regular)	1,055.94	0.01	
SDIS	Distribution (Special Fund)	0.00	17,146.20	
SPEC	Special Reversing Entry	17,425.00	0.00	
WARR	Warrants	3,481.36	0.00	
				-96,910.31
SXV0100	Veterinary Exam Board-Operat	-427,946.86		

Fund Transaction by Type

Start Date:7/1/15 End Date:12/31/15

Fund	Fund Description	Beginning Balance		Ending Balance
Type	Type Description	Debits	Credits	
RCPT	Receipt	0.00	10,731.00	
RXFR	Transfer (Regular)	29,379.72	7.50	
SDIS	Distribution (Special Fund)	0.00	10,559.30	
SPEC	Special Reversing Entry	10,731.00	0.00	
WARR	Warrants	6,960.11	0.00	
				-402,173.83
TAC0000	Accountability Court (0485)	0.00		
RXFR	Transfer (Regular)	30,500.00	1,400,000.00	
				-1,369,500.00
TAD0201	Pesticide/Plant Disposal 19-5-	-1,917,278.29		
RCPT	Receipt	0.00	359,900.00	
RXFR	Transfer (Regular)	0.00	410.34	
SDIS	Distribution (Special Fund)	0.00	354,141.60	
SPEC	Special Reversing Entry	359,900.00	0.00	
WARR	Warrants	734.10	0.00	
				-2,271,096.13
TAF0000	Asset Forfeiture	-572,812.19		
RXFR	Transfer (Regular)	250,000.00	0.00	
				-322,812.19
TAF0100	Spec St Assets Forfeit (0620)	-59,584.75		
RXFR	Transfer (Regular)	54,766.40	0.00	
				-4,818.35
TAF0300	State Police Federal 25% (0620)	-156,589.54		
RXFR	Transfer (Regular)	0.00	14,896.19	
				-171,485.73
TAF0400	State Police Federal 65% (0620)	-865.76		
RXFR	Transfer (Regular)	0.00	38,730.09	
				-39,595.85
TAJ0200	St Admin Of Justice-Co/City R	0.00		
RXFR	Transfer (Regular)	0.00	798.37	
WARR	Warrants	798.37	0.00	
				0.00
TAJ0300	St Admin Of Justice-St Prgms/	-2,746,136.24		
COFF	Checks Charged Off	1,989.55	0.00	
RCPT	Receipt	0.00	16,009,748.68	
RXFR	Transfer (Regular)	15,554,823.99	3,295,570.71	
SDIS	Distribution (Special Fund)	0.00	3,177,743.23	
SPEC	Special Reversing Entry	3,282,792.59	0.00	
WARR	Warrants	1,171,660.82	0.00	
				-5,217,931.91
TAR0000	Judges Retirement	-34,977.58		
RCPT	Receipt	0.00	411,000.00	
RXFR	Transfer (Regular)	108,301.00	2,578,746.39	
WARR	Warrants	2,846,449.14	0.00	
				-69,973.83
TAS0000	Securities Reserve	-1,764,092.31		
DXFR	Transfer (Deduction)	6,190,330.44	0.00	
RADJ	Receipt Adjustment	6,828,539.08	6,807,631.79	
RCPT	Receipt	0.00	16,076,822.31	
RXFR	Transfer (Regular)	7,749,222.39	0.00	
				-3,880,454.50

Fund Transaction by Type

Start Date:7/1/15 End Date:12/31/15

Fund	Fund Description	Beginning Balance		Ending Balance
Type	Type Description	Debits	Credits	
TAX0000	Ad Valorem Tax	-4,105,325.09		
COFF	Checks Charged Off	15,874.17	0.00	
CTAX	Claims & Taxes	777.10	0.00	
RXFR	Transfer (Regular)	10,723,358.27	7,100,997.16	
				-466,312.71
TBB0000	DFA Rev-Interstate Mtr Fuel Tax	-67,653.80		
RADJ	Receipt Adjustment	652.49	158,921.79	
WARR	Warrants	215,477.43	0.00	
				-10,445.67
TBC0000	DFA-Rev Gasoline Tax Refund	0.00		
RXFR	Transfer (Regular)	0.00	5,159.36	
WARR	Warrants	5,159.36	0.00	
				0.00
TBJ0000	College Savings Bonds	0.00		
LCRT	General Letter of Cert	0.00	4,658,655.36	
RXFR	Transfer (Regular)	4,658,655.36	0.00	
				0.00
TBJ0015	Higher Ed 2015 bond 2007C 00	0.00		
RXFR	Transfer (Regular)	0.00	2,522,827.23	
WARR	Warrants	2,522,827.23	0.00	
				0.00
TBJ007A	Coll Savings Bond 2007A (006	0.00		
RXFR	Transfer (Regular)	0.00	2,037,078.13	
WARR	Warrants	2,037,078.13	0.00	
				0.00
TBJ0500	Coll Svg Bnds-Srs A 1995	0.00		
RXFR	Transfer (Regular)	0.00	2,900.00	
WARR	Warrants	2,900.00	0.00	
				0.00
TBJ0600	Coll Svg Bnds-Srs A 1996	0.00		
RXFR	Transfer (Regular)	0.00	3,150.00	
WARR	Warrants	3,150.00	0.00	
				0.00
TBJ0700	Coll Svg Bnds-Srs B 1996	0.00		
RXFR	Transfer (Regular)	0.00	250.00	
WARR	Warrants	250.00	0.00	
				0.00
TBJ0800	Coll Svg Bnds-Srs C 1996	0.00		
RXFR	Transfer (Regular)	0.00	250.00	
WARR	Warrants	250.00	0.00	
				0.00
TBJ0900	Coll Svg Bnds-Srs A 1997	0.00		
RXFR	Transfer (Regular)	0.00	250.00	
WARR	Warrants	250.00	0.00	
				0.00
TBJ1000	Coll Svg Bnds-Srs B 1997	0.00		
RXFR	Transfer (Regular)	0.00	250.00	
WARR	Warrants	250.00	0.00	
				0.00
TBJ1100	Coll Svg Bnds-Srs A 1998	0.00		

Fund Transaction by Type

Start Date:7/1/15 End Date:12/31/15

Fund	Fund Description	Beginning Balance		Ending Balance
Type	Type Description	Debits	Credits	
RXFR	Transfer (Regular)	0.00	250.00	
WARR	Warrants	250.00	0.00	
				0.00
TBJ1200	Treas College Savings Bonds			0.00
RXFR	Transfer (Regular)	0.00	91,450.00	
WARR	Warrants	91,450.00	0.00	
				0.00
TBL0000	Sm Bus Revolving Ln			-1,603,961.55
RCPT	Receipt	0.00	3,872.09	
RXFR	Transfer (Regular)	18,000,000.00	18,000,000.00	
				-1,607,833.64
TBP0000	Best Practices Act 570/11 S12			-3,535,239.20
RCPT	Receipt	0.00	1,099,862.48	
RXFR	Transfer (Regular)	0.00	23,781.39	
SDIS	Distribution (Special Fund)	0.00	1,082,264.68	
SPEC	Special Reversing Entry	1,099,862.48	0.00	
WARR	Warrants	1,340,062.01	0.00	
				-3,301,223.26
TBS0000	Budget Stabilization Trust			-153,012,363.68
RXFR	Transfer (Regular)	279,794,697.84	238,049,221.14	
				-111,266,886.98
TCA0100	County Assessors Continuing			-212,246.07
RCPT	Receipt	0.00	43,200.00	
SDIS	Distribution (Special Fund)	0.00	41,817.60	
SPEC	Special Reversing Entry	43,200.00	0.00	
				-254,063.67
TCC0100	County Coll Ctng Ed-Oprs-(05)			-84,704.10
RCPT	Receipt	0.00	33,600.00	
RXFR	Transfer (Regular)	4,454.54	8,909.08	
WARR	Warrants	21,351.38	0.00	
				-101,407.26
TCE0100	Co Treas Cont Ed-Oprs-(059)			-50,912.37
RCPT	Receipt	0.00	48,300.00	
RXFR	Transfer (Regular)	9,012.36	4,454.54	
WARR	Warrants	31,530.13	0.00	
				-63,124.42
TCG0000	Cap Grnds Monument/Memori			-26,105.04
RCPT	Receipt	0.00	300.00	
WARR	Warrants	7.55	0.00	
				-26,397.49
TCH0000	Baby Sharon's Illness			-9,178.52
RCPT	Receipt	0.00	5,100.00	
RXFR	Transfer (Regular)	78.00	390.00	
WARR	Warrants	7,703.76	0.00	
				-6,886.76
TCI0100	Wrforce Ed-Constr Craft Trng			-1,068,413.21
RCPT	Receipt	0.00	445,662.12	
RXFR	Transfer (Regular)	50,723.37	0.00	
WARR	Warrants	420,101.63	0.00	
				-1,043,250.33
TCR0100	Crime Victims Reparation Rev			-2,342,515.29

Fund Transaction by Type

Start Date:7/1/15 End Date:12/31/15

Fund	Fund Description	Beginning Balance		Ending Balance
Type	Type Description	Debits	Credits	
RCPT	Receipt	0.00	21,201.75	
RXFR	Transfer (Regular)	247,633.00	685,267.87	
WARR	Warrants	835,315.86	0.00	
				-1,966,036.05
TCS0100	Private Career Education-Trus	-1,223,527.65		
RCPT	Receipt	0.00	66,555.22	
RXFR	Transfer (Regular)	504,255.97	504,255.97	
WARR	Warrants	6,050.00	0.00	
				-1,284,032.87
TCT0100	Childrens Trust	-1,999,669.45		
RCPT	Receipt	0.00	169,368.27	
RXFR	Transfer (Regular)	3,976,709.60	3,977,689.11	
SDIS	Distribution (Special Fund)	0.00	163,502.46	
SPEC	Special Reversing Entry	168,907.50	0.00	
WARR	Warrants	73,654.91	0.00	
				-2,090,957.28
TDP0100	Death/Permanent Ttl Disability	-111,642,179.14		
RCPT	Receipt	0.00	359,679.84	
RXFR	Transfer (Regular)	331,000,000.00	331,000,000.00	
WARR	Warrants	7,289,946.31	0.00	
				-104,711,912.67
TDR9000	AR Distr Rel Prog Trust-Grant:	-464,713.25		
RCPT	Receipt	0.00	680.06	
RXFR	Transfer (Regular)	1,821,235.00	1,822,298.00	
				-466,456.31
TDS0000	Nonmun Dom Sewage (0930)	0.00		
RCPT	Receipt	0.00	21,120.00	
				-21,120.00
TDT9200	Tourism Development Trust	-1,739,350.18		
RCPT	Receipt	0.00	1,573.85	
RXFR	Transfer (Regular)	273,265.22	8,413,435.78	
SDIS	Distribution (Special Fund)	0.00	8,033,074.93	
SPEC	Special Reversing Entry	8,410,346.97	111,715.85	
WARR	Warrants	6,015,214.71	0.00	
				-3,600,323.69
TEB1001	Educational Building Rev Bon	-3,498,773.60		
RCPT	Receipt	0.00	68,307.73	
RXFR	Transfer (Regular)	4,310,000.00	4,323,170.00	
WARR	Warrants	1,629,857.84	0.00	
				-1,950,393.49
TEM1001	Revolving Loan Certificate	-11,403,487.47		
RCPT	Receipt	0.00	423,596.90	
RXFR	Transfer (Regular)	23,204,951.22	23,166,000.00	
WARR	Warrants	3,789.45	0.00	
				-11,784,343.70
TER0000	Teacher Retirement	-4,091,846.94		
RCPT	Receipt	0.00	99,319,419.67	
RXFR	Transfer (Regular)	5,051,222.44	6,230.56	
WARR	Warrants	91,456,877.56	0.00	
				-6,909,397.17
TES0100	Dept Workforce Services Trus	101,473.13		

Fund Transaction by Type

Start Date:7/1/15 End Date:12/31/15

Fund	Fund Description	Beginning Balance		Ending Balance
Type	Type Description	Debits	Credits	
RCPT	Receipt	0.00	22,669,145.94	
RXFR	Transfer (Regular)	17,782,694.21	5,517,939.63	
WARR	Warrants	7,776,480.84	0.00	
				-2,526,437.39
TES0200	Dept Workforce Services Trus	-563,881.48		
RCPT	Receipt	0.00	1,430.66	
RXFR	Transfer (Regular)	580,077.75	586,918.21	
				-572,152.60
TES0300	Dept Workforce Services Trus	-5.16		
RXFR	Transfer (Regular)	0.00	110.00	
				-115.16
TET0100	AEDQ Environmental Settleme	-1,209,765.99		
RCPT	Receipt	0.00	648.22	
RXFR	Transfer (Regular)	7,800,000.00	7,800,117.73	
WARR	Warrants	10,368.26	0.00	
				-1,200,163.68
TEX0000	Education Excellence Trust	0.00		
LCRT	General Letter of Cert	0.00	150,411,122.52	
RXFR	Transfer (Regular)	125,342,602.10	0.00	
				-25,068,520.42
TFB0000	Fidelity Bond Trust	-3,749,374.50		
RCPT	Receipt	0.00	7,868.50	
RXFR	Transfer (Regular)	4,400,000.00	5,099,293.26	
				-4,456,536.26
TFB0400	Fidelity Bond Trust	-481,176.83		
RCPT	Receipt	0.00	54,419.01	
RXFR	Transfer (Regular)	0.00	536.00	
WARR	Warrants	158,463.60	0.00	
				-377,668.24
TFH0000	AR Fair Housing Commission-	-274,357.14		
RCPT	Receipt	0.00	70,112.22	
RXFR	Transfer (Regular)	0.00	1,656.14	
WARR	Warrants	22,519.05	0.00	
				-323,606.45
TFM0000	Military FamilyRelief19-5-1127	-175,598.17		
RCPT	Receipt	0.00	30.73	
RXFR	Transfer (Regular)	371,397.29	373,199.92	
WARR	Warrants	2,036.90	0.00	
				-175,394.63
TGC0000	Corporate Income Tax	-1,865,524.91		
NDXF	Transfer (Non-Distribution)	0.00	50,100,699.36	
RXFR	Transfer (Regular)	2,302,239.64	2,302,239.64	
WARR	Warrants	46,852,086.31	0.00	
				-5,114,137.96
TGI0000	Individual Income Tax	-11,184,087.88		
FORG	Forgery	0.00	2,034.00	
NDXF	Transfer (Non-Distribution)	0.00	53,115,821.53	
RCPT	Receipt	0.00	388,628.23	
RXFR	Transfer (Regular)	8,582,148.35	8,554,885.42	
WARR	Warrants	60,116,607.31	0.00	
				-4,546,701.40

Fund Transaction by Type

Start Date:7/1/15 End Date:12/31/15

Fund	Fund Description	Beginning Balance		Ending Balance
Type	Type Description	Debits	Credits	
TGI00WH	Withholding Tax Ref AIRS (06:	-698,423.83		
NDXF	Transfer (Non-Distribution)	115,874.07	1,553,307.43	
WARR	Warrants	1,469,087.40	0.00	
				-666,769.79
TGP0000	Natural/Cultural Historic Pres	-882,878.03		
RCPT	Receipt	0.00	395.45	
RXFR	Transfer (Regular)	1,765,681.00	1,691,905.38	
				-809,497.86
TGP0100	Natural/Cultural Historic Pres	-809,687.35		
RCPT	Receipt	0.00	11,825.30	
RXFR	Transfer (Regular)	243,982.62	1,434,026.46	
SDIS	Distribution (Special Fund)	0.00	1,267,129.38	
SPEC	Special Reversing Entry	1,340,817.48	31,799.53	
WARR	Warrants	902,747.56	0.00	
				-1,066,920.36
TGS0800	Geographic Info Syst 296/09	-156,947.66		
RCPT	Receipt	0.00	155,030.00	
RXFR	Transfer (Regular)	0.00	161,184.18	
WARR	Warrants	135,589.42	0.00	
				-337,572.42
TGT0000	AR Natural/Cultural Resources	-21,596,585.80		
RCPT	Receipt	0.00	35.80	
RXFR	Transfer (Regular)	30,731,255.63	23,150,274.40	
SDIS	Distribution (Special Fund)	0.00	10,137,035.35	
SPEC	Special Reversing Entry	10,726,801.58	254,657.63	
				-13,680,531.77
TGT0100	AR Natural/Cultural Resources	-50,059.21		
RCPT	Receipt	0.00	25.21	
RXFR	Transfer (Regular)	350,123.06	350,072.00	
				-50,033.36
TGT0200	AR Natural/Cultural Resources	-9,518.74		
RXFR	Transfer (Regular)	40,420.33	85,000.00	
WARR	Warrants	5,547.21	0.00	
				-48,551.20
TGT1402	ANCRC 14-002 UALR §19-5-95	-3.21		
RXFR	Transfer (Regular)	3.21	0.00	
				0.00
TGT1403	ANCRC 14-003 AHC §19-5-951	-3,558.52		
RXFR	Transfer (Regular)	2,272.08	0.00	
WARR	Warrants	1,286.44	0.00	
				0.00
TGT1404	ANCRC 14-004-1 DAH §19-5-95	-179,479.05		
RXFR	Transfer (Regular)	12,111.68	0.00	
WARR	Warrants	164,477.43	0.00	
				-2,889.94
TGT1405	ANCRC 14-004-2 DAH §19-5-95	-155,306.30		
RXFR	Transfer (Regular)	1,647.69	0.00	
WARR	Warrants	153,658.61	0.00	
				0.00
TGT1406	ANCRC 14-004-3 DAH §19-5-95	-361,766.37		
RXFR	Transfer (Regular)	24,433.55	0.00	

Fund Transaction by Type

Start Date:7/1/15 End Date:12/31/15

Fund	Fund Description	Beginning Balance	Ending Balance	
Type	Type Description	Debits	Credits	
WARR	Warrants	337,298.32	0.00	
				-34.50
TGT1408	ANCRC 14-004-5 DAH §19-5-95	-49,117.62		
RXFR	Transfer (Regular)	0.38	0.00	
WARR	Warrants	49,117.24	0.00	
				0.00
TGT1409	ANCRC 14-004-6 DAH §19-5-95	-0.40		
RXFR	Transfer (Regular)	799.75	31,775.35	
WARR	Warrants	30,976.00	0.00	
				0.00
TGT1410	ANCRC 14-405 Parks §19-5-95	-1,772.92		
RXFR	Transfer (Regular)	496.67	0.00	
WARR	Warrants	1,276.25	0.00	
				0.00
TGT1413	ANCRC 14-008 UAF §19-5-951	-11,722.30		
RXFR	Transfer (Regular)	892.63	0.00	
WARR	Warrants	10,829.67	0.00	
				0.00
TGT1421	ANCRC 14-016 SACC §19-5-95	-21,317.57		
RXFR	Transfer (Regular)	21,317.57	0.00	
				0.00
TGT1423	ANCRC 14-018 UCA §19-5-951	-11,264.00		
RXFR	Transfer (Regular)	11,264.00	0.00	
				0.00
TGT1425	ANCRC 14-020 UAF §19-5-951	-6,716.08		
RXFR	Transfer (Regular)	6,716.08	0.00	
				0.00
TGT1503	ANCRC 15-003 Parks	-688,833.19		
RXFR	Transfer (Regular)	381,231.38	2,800,000.00	
WARR	Warrants	2,009,282.20	0.00	
				-1,098,319.61
TGT1505	ANCRC 15-005 UAF-AAS	-69.97		
RXFR	Transfer (Regular)	0.00	9,333.00	
WARR	Warrants	1,282.11	0.00	
				-8,120.86
TGT1506	ANCRC 15-006 UAF-AAS	-5,893.56		
RXFR	Transfer (Regular)	0.00	7,000.00	
WARR	Warrants	9,948.23	0.00	
				-2,945.33
TGT1507	ANCRC 15-007 ASU J	-3,000.00		
RXFR	Transfer (Regular)	0.00	560,601.81	
				-563,601.81
TGT1509	ANCRC 15-009 ASU J	0.00		
RXFR	Transfer (Regular)	0.00	121,421.71	
				-121,421.71
TGT1510	ANCRC 15-010 AGRI	-2,786.65		
RXFR	Transfer (Regular)	1,109.85	0.00	
WARR	Warrants	1,676.80	0.00	
				0.00
TGT1511	ANCRC 15-011 SAUM	0.00		

Fund Transaction by Type

Start Date:7/1/15 End Date:12/31/15

Fund	Fund Description	Beginning Balance		Ending Balance
Type	Type Description	Debits	Credits	
RXFR	Transfer (Regular)	0.00	119,000.00	
WARR	Warrants	119,000.00	0.00	
				0.00
TGT1513	ANCRC 15-013 BRTC	-5,160.00		
RXFR	Transfer (Regular)	0.00	131,120.00	
WARR	Warrants	135,980.00	0.00	
				-300.00
TGT1517	ANCRC 15-017 ATU	0.00		
RXFR	Transfer (Regular)	0.00	487,026.00	
WARR	Warrants	32,563.00	0.00	
				-454,463.00
TGT1518	ANCRC 15-018 UAF	-120,181.76		
WARR	Warrants	68,118.86	0.00	
				-52,062.90
TGT1519	ANCRC 15-019 UAF	-9,477.85		
RXFR	Transfer (Regular)	0.00	20,000.00	
WARR	Warrants	16,021.22	0.00	
				-13,456.63
TGT1521	ANCRC 15-021 PARKHC	-9,397.83		
RXFR	Transfer (Regular)	687.95	62,687.95	
WARR	Warrants	36,500.00	0.00	
				-34,897.83
TGT1522	ANCRC 15-022 UCA	-1.46		
RXFR	Transfer (Regular)	0.00	414,953.32	
WARR	Warrants	175,576.96	0.00	
				-239,377.82
TGT1541	ANCRC 15-004 DCC	-75,000.00		
RXFR	Transfer (Regular)	0.00	225,000.00	
WARR	Warrants	119,973.20	0.00	
				-180,026.80
TGT1542	ANCRC 15-004 DAH MT	0.00		
RXFR	Transfer (Regular)	0.00	20,000.00	
WARR	Warrants	1,297.12	0.00	
				-18,702.88
TGT1543	ANCRC 15-004 DAH OSH	-297,107.72		
RXFR	Transfer (Regular)	0.00	100,000.00	
WARR	Warrants	73,847.44	0.00	
				-323,260.28
TGT1544	ANCRC 15-004 DAH HP	-151,747.35		
RXFR	Transfer (Regular)	0.00	387,500.00	
WARR	Warrants	538,426.37	0.00	
				-820.98
TGT1545	ANCRC 15-004 DAH NHC	-369,816.74		
RXFR	Transfer (Regular)	230,253.91	200,000.00	
WARR	Warrants	5,308.43	0.00	
				-334,254.40
TGT1546	ANCRC 15-004 DAH HAM	-31,072.17		
RXFR	Transfer (Regular)	0.00	250,000.00	
WARR	Warrants	261,143.33	0.00	
				-19,928.84

Fund Transaction by Type

Start Date:7/1/15 End Date:12/31/15

Fund	Fund Description	Beginning Balance		Ending Balance
Type	Type Description	Debits	Credits	
TGT1548	ANCRC 15-004 DAH DO		-2,902.29	
RXFR	Transfer (Regular)	0.00	557,106.79	
WARR	Warrants	12,000.00	0.00	
				-548,009.08
TGT1601	ANCRC 16-001 Parks (0900)		0.00	
RXFR	Transfer (Regular)	6,000.00	800,000.00	
WARR	Warrants	97,789.20	0.00	
				-696,210.80
TGT1602	ANCRC 16-002 UAF-AAS (0135)		0.00	
RXFR	Transfer (Regular)	0.00	20,000.00	
WARR	Warrants	15,262.55	0.00	
				-4,737.45
TGT1604	ANCRC 16-004 UAF-AAS (0135)		0.00	
RXFR	Transfer (Regular)	0.00	7,000.00	
				-7,000.00
TGT1609	ANCRC 16-009 ATU (0130)		0.00	
RXFR	Transfer (Regular)	0.00	215,000.00	
				-215,000.00
TGT1610	ANCRC 16-010 UCA (0165)		0.00	
RXFR	Transfer (Regular)	0.00	32,747.88	
WARR	Warrants	32,747.88	0.00	
				0.00
TGT1614	ANCRC 16-014 SOS (0063)		0.00	
RXFR	Transfer (Regular)	0.00	1,000,000.00	
WARR	Warrants	1,000,000.00	0.00	
				0.00
TGT1616	ANCRC 16-016 UAF (0135)		0.00	
RXFR	Transfer (Regular)	0.00	100,000.00	
				-100,000.00
TGT1617	ANCRC 16-017 UAF (0135)		0.00	
RXFR	Transfer (Regular)	0.00	20,000.00	
WARR	Warrants	11,295.55	0.00	
				-8,704.45
TGT1618	ANCRC 16-018 UAF (0135)		0.00	
RXFR	Transfer (Regular)	0.00	10,000.00	
				-10,000.00
TGT1620	ANCRC 16-020 AGRI (0400)		0.00	
RXFR	Transfer (Regular)	0.00	450,000.00	
WARR	Warrants	28,249.12	0.00	
				-421,750.88
TGT1621	ANCRC 16-021 AHC (0915)		0.00	
RXFR	Transfer (Regular)	10,360.28	215,800.00	
WARR	Warrants	32,353.41	0.00	
				-173,086.31
TGT1625	ANCRC 16-025 HSU (0100)		0.00	
RXFR	Transfer (Regular)	0.00	45,863.84	
WARR	Warrants	45,863.84	0.00	
				0.00
TGT1651	ANCRC 16-005 DAH-MT (0873)		0.00	
RXFR	Transfer (Regular)	0.00	220,000.00	

Fund Transaction by Type

Start Date:7/1/15 End Date:12/31/15

Fund	Fund Description	Beginning Balance		Ending Balance
Type	Type Description	Debits	Credits	
WARR	Warrants	6,250.00	0.00	-213,750.00
TGT1652	ANCRC 16-005 DAH OSH (087)	0.00		
RXFR	Transfer (Regular)	0.00	200,000.00	-200,000.00
TGT1653	ANCRC 16-005 DAH HP (0877)	0.00		
RXFR	Transfer (Regular)	300,000.00	900,000.00	
WARR	Warrants	435,470.20	0.00	-164,529.80
TGT1654	ANCRC 16-005 DAH NHC (088)	0.00		
RXFR	Transfer (Regular)	1,912.75	1,500,000.00	
WARR	Warrants	103,535.34	0.00	-1,394,551.91
TGT1655	ANCRC 16-005 DAH HAM (088)	0.00		
RXFR	Transfer (Regular)	0.00	225,000.00	
WARR	Warrants	67,660.90	0.00	-157,339.10
TGT9700	DAH-NCRC FY01 Grnts	-9,697,254.35		
RCPT	Receipt	0.00	2,974.66	
RXFR	Transfer (Regular)	45,115,031.29	38,639,994.00	-3,225,191.72
TGT9800	DAH-NCRC FY02 Grnts	-11,297.45		
RCPT	Receipt	0.00	7,616.12	
RXFR	Transfer (Regular)	108,981,414.29	121,571,612.00	-12,609,111.28
THC0000	HealthCareIndepPrTr (0710)	-7,055,930.89		
COFF	Checks Charged Off	981,686.00	0.00	
RADJ	Receipt Adjustment	653,079.62	1,306,159.24	
RCPT	Receipt	0.00	13,252,678.00	-19,980,002.51
THD0100	High Ed Resrch Dev-Grants	-178,081.78		
RADJ	Receipt Adjustment	0.00	123,506.96	-301,588.74
THL0100	State Health Bldg/Local Grant	-1,109,872.35		
RCPT	Receipt	0.00	70,821.96	
WARR	Warrants	217,491.88	0.00	-963,202.43
THR0100	Manufactured Housing Recove	-1,361,290.94		
RCPT	Receipt	0.00	15,696.71	
RXFR	Transfer (Regular)	1,800,000.00	1,800,000.00	
WARR	Warrants	10,000.00	0.00	-1,366,987.65
THS0000	Hazardous Substance Remedi	-6,849,533.49		
RCPT	Receipt	0.00	1,329,563.82	
RXFR	Transfer (Regular)	70,874,647.33	70,750,046.75	
WARR	Warrants	279,186.68	0.00	-7,775,310.05
TID0810	Indiv Development Act 1289/0	-172,433.14		
RCPT	Receipt	0.00	206,239.62	
WARR	Warrants	217,874.69	0.00	

Fund Transaction by Type

Start Date:7/1/15 End Date:12/31/15

Fund	Fund Description	Beginning Balance		Ending Balance
Type	Type Description	Debits	Credits	
				-160,798.07
TIE0100	Insurance Continuing Ed	-1,511,237.10		
CTAX	Claims & Taxes	420.00	0.00	
RCPT	Receipt	0.00	40,475.00	
RXFR	Transfer (Regular)	0.00	8,107.00	
WARR	Warrants	2,520.00	0.00	
				-1,556,879.10
TIF0100	Insurance Fraud Investig Div	-524,947.47		
RCPT	Receipt	0.00	86,600.00	
RXFR	Transfer (Regular)	369,297.40	0.00	
WARR	Warrants	81,544.69	0.00	
				-160,705.38
TIP0100	Insurance Prepaid Oprs	-1,114,779.53		
CTAX	Claims & Taxes	25.00	0.00	
RCPT	Receipt	0.00	67,515.00	
RXFR	Transfer (Regular)	106,825.81	4,970.00	
WARR	Warrants	17,827.82	0.00	
				-1,062,585.90
TIP0200	Ins Prepaid Trust-Recv Prg	-121,928.01		
RCPT	Receipt	0.00	2,205.00	
				-124,133.01
TJW0100	Workers' Compensation	-9,869,183.38		
COFF	Checks Charged Off	150.00	0.00	
RCPT	Receipt	0.00	276,233.76	
RXFR	Transfer (Regular)	29,480,472.49	26,001,496.23	
WARR	Warrants	884,142.28	0.00	
				-5,782,148.60
TLP0100	Landfill Post Closure	-20,229,842.86		
RCPT	Receipt	0.00	17,871.23	
RXFR	Transfer (Regular)	213,648,177.20	213,500,000.00	
WARR	Warrants	1,516,925.68	0.00	
				-18,582,611.21
TLR0000	Land Reclamation	-401,325.45		
RCPT	Receipt	0.00	8,053.70	
RXFR	Transfer (Regular)	2,400,000.00	2,400,000.00	
				-409,379.15
TLT0100	Long Term Care Trust	-7,940,028.96		
RCPT	Receipt	0.00	1,051,923.13	
WARR	Warrants	445,558.69	0.00	
				-8,546,393.40
TMA0000	Mining Reclamation Trust	-232,568.43		
RCPT	Receipt	0.00	174.54	
RXFR	Transfer (Regular)	2,100,000.00	2,100,000.00	
				-232,742.97
TMI0000	Muti-Agency Ins Trust	-16,475,423.16		
RCPT	Receipt	0.00	8,234,935.34	
RXFR	Transfer (Regular)	30,000,000.00	30,000,000.00	
WARR	Warrants	6,235,952.96	0.00	
				-18,474,405.54
TMP0000	Medicaid Trust	-31,950,367.23		
RCPT	Receipt	0.00	22,549,370.64	

Fund Transaction by Type

Start Date:7/1/15 End Date:12/31/15

Fund	Fund Description	Beginning Balance		Ending Balance
Type	Type Description	Debits	Credits	
RXFR	Transfer (Regular)	23,000,883.00	141,202.35	
TELL	Teller	5,965.00	0.00	
				-31,634,092.22
TMP0300	AR Medicaid Qualtiy Assuranc	-1,415,679.18		
COFF	Checks Charged Off	42,941.08	0.00	
RCPT	Receipt	0.00	43,022,165.94	
RXFR	Transfer (Regular)	42,946,070.41	0.00	
				-1,448,833.63
TMP0400	Intermed Care Provid 433/09	-2,788,875.14		
RADJ	Receipt Adjustment	0.00	0.30	
RCPT	Receipt	0.00	5,634,295.38	
RXFR	Transfer (Regular)	5,457,415.38	0.00	
				-2,965,755.44
TMP0500	Hospital Assessment Act 562/I	-8,165,845.69		
RCPT	Receipt	0.00	17,861,451.89	
RXFR	Transfer (Regular)	23,500,000.00	0.00	
				-2,527,297.58
TMR0000	State Police Retirement	-831,702.21		
RCPT	Receipt	0.00	3,041,000.00	
RXFR	Transfer (Regular)	157,463.00	487,258.20	
WARR	Warrants	4,165,130.09	0.00	
				-37,367.32
TOC0100	US Olympic Committee Progr	-136.00		
RXFR	Transfer (Regular)	31.00	183.00	
WARR	Warrants	242.00	0.00	
				-46.00
TOD0000	Organ Donor Aware Ed	-2,266.40		
RXFR	Transfer (Regular)	18.00	11,660.05	
SDIS	Distribution (Special Fund)	0.00	10,966.52	
SPEC	Special Reversing Entry	11,329.05	0.00	
WARR	Warrants	11,668.58	0.00	
				-1,877.34
TPC0100	Court Awards	-1,484,110.75		
RCPT	Receipt	0.00	781,093.71	
RXFR	Transfer (Regular)	1,635,000.00	0.00	
				-630,204.46
TPC0200	Court Awards	-1,286,234.85		
RCPT	Receipt	0.00	26,897.86	
RXFR	Transfer (Regular)	1,215,400.00	0.00	
				-97,732.71
TPE0000	ADEQ Fee Act 1281/07	-998,552.31		
COFF	Checks Charged Off	200.00	0.00	
RCPT	Receipt	0.00	4,222,103.81	
RXFR	Transfer (Regular)	4,394,480.93	2,593,381.24	
SDIS	Distribution (Special Fund)	0.00	4,330,954.85	
SPEC	Special Reversing Entry	4,406,737.09	1,880.19	
WARR	Warrants	986,875.74	0.00	
				-2,358,578.64
TPET500	ADEQ Title 5 Air Act 1281/07	-14,246,367.73		
RCPT	Receipt	0.00	4,146,383.32	
RXFR	Transfer (Regular)	156,612,938.59	154,500,000.00	

Fund Transaction by Type

Start Date:7/1/15 End Date:12/31/15

Fund	Fund Description	Beginning Balance		Ending Balance
Type	Type Description	Debits	Credits	
SDIS	Distribution (Special Fund)	0.00	4,066,769.71	
SPEC	Special Reversing Entry	4,132,896.05	0.00	
WARR	Warrants	852,123.78	0.00	
				-15,361,562.34
TPF0100	Hwy Oprs-142	-1,973,396.93		
RCPT	Receipt	0.00	113,940.00	
RXFR	Transfer (Regular)	2,701.94	2,160,258.97	
SDIS	Distribution (Special Fund)	0.00	2,088,515.20	
SPEC	Special Reversing Entry	2,160,258.97	2,701.94	
WARR	Warrants	1,981,638.42	0.00	
				-2,194,213.71
TPP0000	Performance Partner Trust	-654,041.84		
RCPT	Receipt	0.00	536.87	
RXFR	Transfer (Regular)	6,300,000.00	6,300,000.00	
WARR	Warrants	47,937.61	0.00	
				-606,641.10
TPR0100	Real Prop Tax Redistribution	-17,587,263.25		
RADJ	Receipt Adjustment	0.00	332,000.00	
RCPT	Receipt	0.00	8,543.18	
RXFR	Transfer (Regular)	110,386,265.13	239,984,781.99	
SDIS	Distribution (Special Fund)	0.00	125,781,010.11	
SPEC	Special Reversing Entry	240,325,325.17	110,386,265.13	
WARR	Warrants	95,852,326.92	0.00	
				-47,515,946.44
TPS0000	Public School Insurance Act 7	-11,728,101.97		
RADJ	Receipt Adjustment	399.90	0.00	
RCPT	Receipt	0.00	7,806,874.90	
RXFR	Transfer (Regular)	18,000,399.90	18,000,399.90	
WARR	Warrants	6,380,515.51	0.00	
				-13,154,061.46
TPT0000	Petroleum Storage Tank Trust	-22,793,338.54		
RCPT	Receipt	0.00	20,860.25	
RXFR	Transfer (Regular)	251,973,827.77	255,626,966.06	
WARR	Warrants	3,892,254.85	0.00	
				-22,575,082.23
TPW0100	Waste Wtr Abmnt Bnds-(455)	-82,916.26		
RXFR	Transfer (Regular)	141,541.82	90,000.00	
WARR	Warrants	18,166.86	0.00	
				-13,207.58
TPW2100	ANRC CGO-06A Bonds	-39,084.00		
RCPT	Receipt	0.00	235,320.18	
RXFR	Transfer (Regular)	265,592.18	0.00	
				-8,812.00
TPW2200	ANRC CGO-06B Bonds	-42,568.00		
RCPT	Receipt	0.00	509,283.00	
RXFR	Transfer (Regular)	536,837.00	0.00	
				-15,014.00
TPW2400	ANRC-CGO 2007A Bonds(045)	0.00		
RCPT	Receipt	0.00	167,004.00	
RXFR	Transfer (Regular)	167,004.00	0.00	
				0.00

Fund Transaction by Type

Start Date:7/1/15 End Date:12/31/15

Fund	Fund Description	Beginning Balance		Ending Balance
Type	Type Description	Debits	Credits	
TPW2500	ANRC-CGO 2008A Bonds (045	-22,917.00		
RCPT	Receipt	0.00	1,239,125.00	
RXFR	Transfer (Regular)	1,170,268.00	0.00	
				-91,774.00
TPW2600	ANRC GO Bond Series 09A (04	0.00		
RCPT	Receipt	0.00	371,016.00	
RXFR	Transfer (Regular)	371,016.00	0.00	
				0.00
TPW2700	GO Bond Series 2010A (0455)	0.00		
RCPT	Receipt	0.00	665,464.00	
RXFR	Transfer (Regular)	665,464.00	0.00	
				0.00
TPW2800	Go Bond Series 2010B	0.00		
RCPT	Receipt	0.00	69,902.00	
RXFR	Transfer (Regular)	69,902.00	0.00	
				0.00
TPW2900	Go Bond Series 2010C	0.00		
RCPT	Receipt	0.00	113,640.00	
RXFR	Transfer (Regular)	95,268.00	0.00	
				-18,372.00
TPW3000	ANRC GO RefundBonds (0455	-54,595.00		
RCPT	Receipt	0.00	1,491,143.99	
RXFR	Transfer (Regular)	1,495,208.85	1,840.52	
				-52,370.66
TPW3100	ANRC GO Refunding Bonds	0.00		
RCPT	Receipt	0.00	922,831.00	
RXFR	Transfer (Regular)	922,831.00	0.00	
				0.00
TPW3200	ANRC GO Bonds 2013 (0455)	-1,394,454.44		
WARR	Warrants	1,394,454.44	0.00	
				0.00
TPW3300	WaterWasteDisposal GO Bd (0	-3,491,353.75		
RCPT	Receipt	0.00	488,312.55	
RXFR	Transfer (Regular)	578,312.55	0.00	
WARR	Warrants	672,250.00	0.00	
				-2,729,103.75
TPW3400	WtrWaste GO Bds 14 B (0455)	-19,788,004.72		
WARR	Warrants	2,621,216.56	0.00	
				-17,166,788.16
TPX0000	Waste Water Pollution Bonds	-14,412,613.62		
LCRT	General Letter of Cert	0.00	7,600,000.00	
RCPT	Receipt	0.00	9.69	
RXFR	Transfer (Regular)	18,572,284.45	17,685,367.95	
				-21,125,706.81
TPX1900	Treas CGO 05A Refunding	-3,797,793.75		
RXFR	Transfer (Regular)	57,500.00	57,500.00	
WARR	Warrants	3,797,793.75	0.00	
				0.00
TPX2000	Treas CGO 05B Refunding	-6,893,218.75		
RXFR	Transfer (Regular)	123,825.02	123,825.02	

Fund Transaction by Type

Start Date:7/1/15 End Date:12/31/15

Fund	Fund Description	Beginning Balance		Ending Balance
Type	Type Description	Debits	Credits	
WARR	Warrants	6,893,218.75	0.00	
				0.00
TPX2100	Treasury CGO 2006A	-2,298,975.00		
RXFR	Transfer (Regular)	0.00	265,592.18	
WARR	Warrants	2,298,975.00	0.00	
				-265,592.18
TPX2200	Treasury CGO 2006B	-701,725.02		
RXFR	Transfer (Regular)	0.00	536,837.00	
WARR	Warrants	701,725.02	0.00	
				-536,837.00
TPX2400	Treasury CGO 207A (0069)	-313,859.40		
RXFR	Transfer (Regular)	143,959.40	310,963.40	
WARR	Warrants	313,859.40	0.00	
				-167,004.00
TPX2500	Treasury CGO 2008A (0069)	-1,327,416.88		
RXFR	Transfer (Regular)	454,854.38	1,625,122.38	
WARR	Warrants	1,327,416.88	0.00	
				-1,170,268.00
TPX2600	Treasury CGO 2009A (0069)	-817,523.76		
RXFR	Transfer (Regular)	272,648.76	643,664.76	
WARR	Warrants	817,523.76	0.00	
				-371,016.00
TPX2700	Treasury CGO 2010A (0069)	-981,512.50		
RXFR	Transfer (Regular)	427,781.25	1,093,245.25	
WARR	Warrants	981,512.50	0.00	
				-665,464.00
TPX2800	Treas CGO Bonds 2010B (0069)	-4,074,711.25		
RXFR	Transfer (Regular)	371,673.75	743,347.50	
WARR	Warrants	4,074,711.25	0.00	
				-371,673.75
TPX2900	Treas CGO Bonds 2010C (0069)	-1,013,862.50		
RXFR	Transfer (Regular)	72,712.50	167,980.50	
WARR	Warrants	1,013,862.50	0.00	
				-95,268.00
TPX3000	WaterWaste Disposal Bond (0069)	-3,855,793.75		
RXFR	Transfer (Regular)	329,481.25	1,824,690.10	
WARR	Warrants	3,855,793.75	0.00	
				-1,495,208.85
TPX3100	Water Waste Disposal Bonds0	-1,951,959.39		
RXFR	Transfer (Regular)	707,559.39	1,630,390.39	
WARR	Warrants	1,951,959.39	0.00	
				-922,831.00
TPX3200	ANRC Var Water/Pollu Prog 00	-3,533,091.25		
RXFR	Transfer (Regular)	342,941.25	685,882.50	
WARR	Warrants	3,533,091.25	0.00	
				-342,941.25
TPX3300	Water Waste Disposal GO 2010	-552,777.50		
RXFR	Transfer (Regular)	138,227.50	626,540.05	
WARR	Warrants	552,777.50	0.00	
				-488,312.55

Fund Transaction by Type

Start Date:7/1/15 End Date:12/31/15

Fund	Fund Description	Beginning Balance		Ending Balance
Type	Type Description	Debits	Credits	
TPX3400	WWD 2014B	-3,232,787.83		
RXFR	Transfer (Regular)	242,203.50	484,407.00	
WARR	Warrants	3,232,787.83	0.00	-242,203.50
TRR0000	AR State Hwy Emp Retirement	-589,833.60		
RCPT	Receipt	0.00	61,300,000.00	
WARR	Warrants	61,506,243.33	0.00	-383,590.27
TRS0000	Animal Resc/Shelter 692/09	0.00		
RXFR	Transfer (Regular)	2,057.00	2,125.00	
SDIS	Distribution (Special Fund)	0.00	2,057.00	
SPEC	Special Reversing Entry	2,125.00	0.00	0.00
TRS0100	Co/City Shelters 692/09	-847.00		
RXFR	Transfer (Regular)	0.00	1,439.90	
WARR	Warrants	1,778.70	0.00	-508.20
TRS0200	Rural Svc Shelters 692/09	-6,046.55		
RXFR	Transfer (Regular)	6,046.55	0.00	0.00
TRS0300	AEDC-RS Shelters (790)	0.00		
RXFR	Transfer (Regular)	0.00	6,663.65	-6,663.65
TSA0000	AR Healthy Century Trust	-101,560,692.95		
RADJ	Receipt Adjustment	0.00	81.13	
RCPT	Receipt	0.00	303,815.90	
RXFR	Transfer (Regular)	50,000,000.00	50,000,000.00	-101,864,589.98
TSB0000	Tobacco Settlement Promgran	-30,546,904.06		
RXFR	Transfer (Regular)	30,546,904.06	0.00	0.00
TSB0100	Tobacco Settle Prog Int (0072)	-206,319.27		
RADJ	Receipt Adjustment	0.04	0.02	
RCPT	Receipt	0.00	14,676.80	
RXFR	Transfer (Regular)	206,475.44	0.02	-14,520.63
TSC0000	AR Tobacco Settlement Comr	0.00		
RXFR	Transfer (Regular)	206,475.46	206,475.46	0.00
TSC0200	Tobacco Settl Comm-Oprs	-3,790,579.66		
RXFR	Transfer (Regular)	57,500.50	206,475.44	
WARR	Warrants	95,136.35	0.00	-3,844,418.25
TSD0100	Hlth-Prev & Cessation Prg-(64)	-4,821,657.29		
RCPT	Receipt	0.00	1,784.74	
RXFR	Transfer (Regular)	2,460,299.39	5,140,149.55	
WARR	Warrants	2,447,685.24	0.00	-5,055,606.95
TSD0200	Tobacco Settlement Min Comr	-1,094,463.23		
WARR	Warrants	423,455.15	0.00	

Fund Transaction by Type

Start Date:7/1/15 End Date:12/31/15

Fund	Fund Description	Beginning Balance		Ending Balance
Type	Type Description	Debits	Credits	
				-671,008.08
TSE0000	Targeted State Needs Program		0.00	
RXFR	Transfer (Regular)	7,056,156.20	7,056,156.20	
				0.00
TSE0100	Targeted St Needs Prg-Minorit	-1,222,101.44		
RCPT	Receipt	0.00	240.00	
RXFR	Transfer (Regular)	148,789.38	1,647,413.93	
WARR	Warrants	653,650.24	0.00	
				-2,067,315.75
TSE0201	UAMS-322 Don Reynolds Ctr-(0.00	
RXFR	Transfer (Regular)	661.56	1,552,354.36	
WARR	Warrants	595,300.00	0.00	
				-956,392.80
TSE0202	UAMS School of Public Health		0.00	
RXFR	Transfer (Regular)	1,310.51	2,328,531.55	
WARR	Warrants	852,100.00	0.00	
				-1,475,121.04
TSE0203	UAMS-368 Area Hlth Educ Ctr-		0.00	
RXFR	Transfer (Regular)	633.42	1,552,354.36	
WARR	Warrants	899,300.00	0.00	
				-652,420.94
TSF0000	AR Biosciences Inst Prg Acct		0.00	
RXFR	Transfer (Regular)	10,182,301.35	10,182,301.35	
				0.00
TSF0100	ASU-Jonesboro AR Biosci Ins'		0.00	
RXFR	Transfer (Regular)	457.33	2,936,575.71	
WARR	Warrants	943,260.55	0.00	
				-1,992,857.83
TSF0200	UAF-AR Biosci Inst Prg UAF		0.00	
RXFR	Transfer (Regular)	99.71	1,567,056.18	
WARR	Warrants	725,808.26	0.00	
				-841,148.21
TSF0202	AR Biosci Inst Prog Acct		0.00	
RXFR	Transfer (Regular)	281.70	1,567,056.18	
WARR	Warrants	616,881.00	0.00	
				-949,893.48
TSF0300	UAMS AR Biosci Inst Prg		0.00	
RXFR	Transfer (Regular)	720.05	4,111,613.28	
WARR	Warrants	749,300.00	0.00	
				-3,361,593.23
TSG0000	Medicaid Expansion Program		0.00	
RXFR	Transfer (Regular)	13,308,446.51	13,308,446.51	
				0.00
TSG0100	DHS DCO Medicaid Expansion	-27,203,314.04		
RXFR	Transfer (Regular)	4,480,801.18	13,308,446.51	
				-36,030,959.37
TSI0000	State Insurance Dept Trust		0.00	
CTAX	Claims & Taxes	2,093.46	2,093.46	
				0.00
TSI0100	State Insurance Dept Trust	-127,153.76		

Fund Transaction by Type

Start Date:7/1/15 End Date:12/31/15

Fund	Fund Description	Beginning Balance		Ending Balance
Type	Type Description	Debits	Credits	
RXFR	Transfer (Regular)	120,697.18	271,157.87	
WARR	Warrants	51,606.14	0.00	
				-226,008.31
TSI4500	State Insurance Dept Trust	-23,195,036.60		
COFF	Checks Charged Off	835.00	0.00	
CTAX	Claims & Taxes	6,578.53	68.88	
FORG	Forgery	0.00	1,518.00	
RADJ	Receipt Adjustment	306,600.00	1,193.90	
RCPT	Receipt	0.00	7,425,914.07	
RXFR	Transfer (Regular)	4,405,316.33	9,905.12	
SDIS	Distribution (Special Fund)	0.00	7,005,758.20	
SPEC	Special Reversing Entry	7,427,107.97	307,435.00	
WARR	Warrants	1,605,106.06	0.00	
				-24,195,285.88
TSR0000	AR Public Employees Retirem	-3,285,658.27		
FORG	Forgery	0.00	1,526.39	
RCPT	Receipt	0.00	46,299,000.00	
RXFR	Transfer (Regular)	1,950,892.38	3,418,124.86	
WARR	Warrants	50,009,071.85	0.00	
				-1,044,345.29
TSR0100	Capital Projects Expenditures	-123,000.00		
RCPT	Receipt	0.00	2,314,024.67	
WARR	Warrants	1,769,647.17	0.00	
				-667,377.50
TSU0000	Local Sales & Use Tax	-114,701,680.52		
RCPT	Receipt	0.00	104,342.40	
RXFR	Transfer (Regular)	2,339,749,264.38	2,336,630,687.44	
				-111,687,445.98
TSU6900	Local Sales & Use Tax-City & (-83,706.26		
RXFR	Transfer (Regular)	0.00	585,924,371.40	
WARR	Warrants	585,993,647.10	0.00	
				-14,430.56
TSW0100	Second Injury Trust	-1,450,568.60		
RCPT	Receipt	0.00	1,071.78	
RXFR	Transfer (Regular)	4,800,000.00	4,800,000.00	
WARR	Warrants	14,579.00	0.00	
				-1,437,061.38
TTG0100	Waste Tire Grant	-971,407.32		
COFF	Checks Charged Off	214.50	0.00	
RCPT	Receipt	0.00	3,081,372.99	
RXFR	Transfer (Regular)	3,348,412.38	2,506,108.61	
SDIS	Distribution (Special Fund)	0.00	2,393,888.82	
SPEC	Special Reversing Entry	5,587,481.60	3,114,455.97	
TELL	Teller	180.50	0.00	
WARR	Warrants	2,096,000.00	0.00	
				-1,034,944.73
TTG0200	Waste Tire Grant	-284,064.91		
RXFR	Transfer (Regular)	0.00	234,351.41	
WARR	Warrants	171,509.63	0.00	
				-346,906.69
TTG0300	Waste Tire Grant BIG	-156,214.52		

Fund Transaction by Type

Start Date:7/1/15 End Date:12/31/15

Fund	Fund Description	Beginning Balance		Ending Balance
Type	Type Description	Debits	Credits	
RXFR	Transfer (Regular)	643.07	393,773.35	
SDIS	Distribution (Special Fund)	0.00	380,550.10	
SPEC	Special Reversing Entry	393,773.35	643.07	
WARR	Warrants	362,000.01	0.00	
				-174,764.61
TTR0100	Uniform Tax Rate Trust		0.00	
RCPT	Receipt	0.00	667,491,734.88	
WARR	Warrants	654,885,226.34	0.00	
				-12,606,508.54
TUC0100	Unemployment Compensation	-8,001,993.62		
RCPT	Receipt	0.00	2,672,378.95	
RXFR	Transfer (Regular)	28,000,000.00	28,000,000.00	
WARR	Warrants	3,157,905.51	0.00	
				-7,516,467.06
TUW0100	Workers' Comp Revolving	-9,513,021.10		
RCPT	Receipt	0.00	7,886,947.74	
RXFR	Transfer (Regular)	30,000,127.87	30,000,000.00	
WARR	Warrants	6,552,656.24	0.00	
				-10,847,184.73
TWB0000	Water Performance Bond	-89,751.91		
RCPT	Receipt	0.00	105,159.33	
				-194,911.24
TWO0100	Ouachita Rv Wtrwys Proj	-52,674.57		
RXFR	Transfer (Regular)	0.00	5,000.00	
				-57,674.57
TWS0100	Solid Waste Mgmt/Recycling	-3,713,047.88		
COFF	Checks Charged Off	2,715.95	0.00	
RCPT	Receipt	0.00	531,469.70	
RXFR	Transfer (Regular)	40,104,029.25	39,550,039.80	
SDIS	Distribution (Special Fund)	0.00	515,101.04	
SPEC	Special Reversing Entry	526,192.61	2,715.95	
WARR	Warrants	107,601.20	0.00	
				-3,571,835.36
TWS0200	Solid Waste Mgmt/Recycling	-3,604,469.45		
RCPT	Receipt	0.00	2,034,968.18	
RXFR	Transfer (Regular)	26,100,000.00	26,100,000.00	
SDIS	Distribution (Special Fund)	0.00	2,000,137.68	
SPEC	Special Reversing Entry	2,032,660.24	0.00	
WARR	Warrants	3,663,014.00	0.00	
				-1,943,901.07
TWS0300	Solid Wast Mgmt/Recycl (0930)	-9,723,187.88		
RCPT	Receipt	0.00	1,557,784.56	
RXFR	Transfer (Regular)	93,350,000.00	93,350,000.00	
SDIS	Distribution (Special Fund)	0.00	1,525,256.29	
SPEC	Special Reversing Entry	1,550,057.21	0.00	
WARR	Warrants	2,475,776.00	0.00	
				-8,780,395.52
TWT0000	DWS Training	-5,293,145.19		
RCPT	Receipt	0.00	1,027,094.44	
RXFR	Transfer (Regular)	5,950,000.00	3,450,000.00	
WARR	Warrants	553,700.45	0.00	

Fund Transaction by Type

Start Date:7/1/15 End Date:12/31/15

Fund	Fund Description	Beginning Balance		Ending Balance
Type	Type Description	Debits	Credits	
				-3,266,539.18
TYS0000	Dept Of Human Svcs-Dys-Jaib	-1,050,631.76		
RCPT	Receipt	0.00	833.81	
RXFR	Transfer (Regular)	723,934.60	689,577.00	
				-1,017,107.97
TYS0100	DHS-DYS-JAIBG Grnt	-9,743.38		
RXFR	Transfer (Regular)	0.00	34,357.60	
WARR	Warrants	38,107.71	0.00	
				-5,993.27
TZR0000	Employment Security Adv Int	-11,721,812.53		
RCPT	Receipt	0.00	41,355.12	
WARR	Warrants	6,748,711.87	0.00	
				-5,014,455.78
TZS0000	Dept WorkforceServSpec19-5-	-10,588,395.13		
RADJ	Receipt Adjustment	310.68	0.00	
RCPT	Receipt	0.00	1,600,302.34	
RXFR	Transfer (Regular)	11,178,883.63	9,300,267.14	
WARR	Warrants	3,006,823.17	0.00	
				-7,302,947.13
TZT0101	State Forestry Trust 19-5-927	-2,470,613.16		
RCPT	Receipt	0.00	539,144.48	
RXFR	Transfer (Regular)	807.84	2,690.57	
SDIS	Distribution (Special Fund)	0.00	486,765.34	
SPEC	Special Reversing Entry	494,680.23	0.00	
WARR	Warrants	883,567.59	0.00	
				-2,120,157.89

Run Date: 1/4/2016
Run Time: 9:07:44AM

Money Market Activity

Start Date: 12/31/2015 End Date: 12/31/2015

Page: 1
User: 0

<u>Jnl. Entry</u>	<u>Ref #</u>	<u>Trx. Date</u>	<u>Ledger</u>	<u>Debit Amount</u>	<u>Credit Amount</u>
-------------------	--------------	------------------	---------------	---------------------	----------------------

Totals for:

Count:

Grand Total

Count:

Run Date: 1/4/2016
 Run Time: 9:09:28AM

Money Market Activity

Start Date: 7/1/2015 End Date: 12/31/2015

Page: 1
 User: 0

Jnl. Entry	Ref #	Trx. Date	Ledger	Debit Amount	Credit Amount	
<u>245 - Regions Federated Obligations</u>						
1054442	1601780	7/24/2015	245	1.80		
1064718	1604162	8/20/2015	245	1.86		
1077465	1607237	9/24/2015	245	1.69		
1091097	1610259	10/29/2015	245	1.50		
1097165	1611773	11/17/2015	245	1.56		
1105465	1613686	12/10/2015	245	2.04		
1108085	152701213	12/17/2015	245		150,000.00	
Totals for: 245 - Regions Federated Obligations				Count: 7	10.45	150,000.00
<u>261 - Bank of the Ozarks ICS Account</u>						
1054440	1601778	7/24/2015	261	11,641.42		
1064716	1604160	8/20/2015	261	51,793.58		
1077467	1607239	9/24/2015	261	54,680.55		
1091094	1610257	10/29/2015	261	53,843.94		
1097167	1611775	11/17/2015	261	56,352.92		
1102859	152601201	12/4/2015	261		85,000,000.00	
1103357	152611201	12/7/2015	261		15,000,000.00	
1105461	1613684	12/10/2015	261	54,562.22		
1106314	162701203	12/14/2015	261		25,000,000.00	
Totals for: 261 - Bank of the Ozarks ICS Account				Count: 9	282,874.63	125,000,000.00
<u>275 - Nations Fund</u>						
1054441	1601779	7/24/2015	275	1.64		
1064719	1604163	8/20/2015	275	1.70		
1077464	1607236	9/24/2015	275	2.45		
1091098	1610260	10/29/2015	275	2.45		
1097164	1611772	11/17/2015	275	2.53		
1105466	1613687	12/10/2015	275	2.45		
1108083	152701211	12/17/2015	275		150,000.00	
Totals for: 275 - Nations Fund				Count: 7	13.22	150,000.00
<u>305 - Simmons Aim Funds</u>						
1054443	1601781	7/24/2015	305	6.60		
1064717	1604161	8/20/2015	305	6.82		
1077466	1607238	9/24/2015	305	6.82		
1091095	1610258	10/29/2015	305	6.60		
1097166	1611774	11/17/2015	305	6.82		
1101197	162701121	11/30/2015	305	107,753,125.00		
1101593	152701202	12/1/2015	305		107,000,000.00	
1105464	1613685	12/10/2015	305	124.05		
1108084	152701212	12/17/2015	305		900,000.00	
Totals for: 305 - Simmons Aim Funds				Count: 9	107,753,282.71	107,900,000.00
<u>470 - Money Management Trust Fund</u>						
1054444	1601782	7/24/2015	470	9,516.41		
1064715	1604159	8/20/2015	470	71.47		
1091093	1610256	10/29/2015	470	5,248.54		
1097168	1611776	11/17/2015	470	1,456.78		
1105460	1613683	12/10/2015	470	124.98		
Totals for: 470 - Money Management Trust Fund				Count: 5	16,418.18	0.00
<u>472 - Tobacco Program Pool</u>						
1048672	1600515	7/9/2015	472	156.17		
1051833	152700701	7/21/2015	472		4,083,947.90	

Run Date: 1/4/2016
 Run Time: 9:09:28AM

Money Market Activity

Start Date: 7/1/2015 End Date: 12/31/2015

Page: 2
 User: 0

Jnl. Entry	Ref #	Trx. Date	Ledger	Debit Amount	Credit Amount	
1064713	1604157	8/20/2015	472	255.12		
1073126	152700903	9/16/2015	472		4,200,988.78	
1076104	152700910	9/21/2015	472		13,955,387.19	
1077469	1607241	9/24/2015	472	335.55		
1078363	152700903	9/29/2015	472	10,016,774.08		
1078363	152700903	9/29/2015	472	13,957,000.00		
1091091	1610254	10/29/2015	472	272.31		
1092815	154721101	11/4/2015	472		4,746,442.94	
1094252	152701103	11/10/2015	472		19,996,027.78	
1097170	1611778	11/17/2015	472	420.15		
1099128	152701104	11/23/2015	472	20,000,000.00		
1103309	152701204	12/7/2015	472		19,983,861.11	
1104197	152701204	12/9/2015	472	1,645,653.17		
1105458	1613681	12/10/2015	472	248.27		
1108020	152701202	12/17/2015	472		565,380.58	
1112117	162701209	12/30/2015	472		1,719,938.13	
Totals for:			472 - Tobacco Program Pool	Count: 18	45,621,114.82	69,251,974.41

Run Date: 1/4/2016
 Run Time: 9:09:28AM

Money Market Activity

Start Date: 7/1/2015 End Date: 12/31/2015

Page: 3
 User: 0

Jnl. Entry	Ref #	Trx. Date	Ledger	Debit Amount	Credit Amount	
<u>473 - Healthy Century Trust Pool</u>						
1054445	1601783	7/24/2015	473	4.96		
1060568	152700809	8/11/2015	473	20,000,000.00		
1062099	152700805	8/14/2015	473	5,000,000.00		
1064714	1604158	8/20/2015	473	1.08		
1076105	152700911	9/21/2015	473	25,089,375.00		
1077468	1607240	9/24/2015	473	209.64		
1078269	152700906	9/28/2015	473	25,164,200.00		
1091092	1610255	10/29/2015	473	440.78		
1097169	1611777	11/17/2015	473	953.42		
1102836	152701204	12/4/2015	473		50,000,000.00	
1103310	152701205	12/7/2015	473		24,979,826.39	
1105459	1613682	12/10/2015	473	922.68		
Totals for: 473 - Healthy Century Trust Pool			Count:	12	75,256,107.56	74,979,826.39
Grand Total			Count:	67	228,929,821.57	377,431,800.80

Return on Investment - Detail - AST

Between: December 1, 2015 and January 1, 2016

Printed: January 4, 2016 8:53 am

Cash Flow Date	Transaction Description	Orig Curr Balance	Local Currency Equivalent ()							
			Principal Movement	Days	Yield	Adj Yield	Premium/ (Discount)	Interest	Total Cost	
Arkansas State Treasury										
City of NLR Electric System Rev Tax Bond Invest										
585732 - Stephens, Inc. - Tran Type: REV BOND, Start: October 21, 2015, Maturity: October 1, 2017										
12/1/15	Opening Balance	-1,235,000.00	(1,235,000.00)	31	1.20	1.214	0.00	(2,463.83)	(2,463.83)	
1/1/16	Closing Balance	-1,235,000.00	(1,235,000.00)	0	1.20	1.214	0.00	3,695.74	3,695.74	
							1.214	0.00	1,231.91	1,231.91
585733 - Stephens, Inc. - Tran Type: REV BOND, Start: October 21, 2015, Maturity: October 1, 2018										
12/1/15	Opening Balance	-1,250,000.00	(1,250,000.00)	31	1.62	1.640	0.00	(3,370.83)	(3,370.83)	
1/1/16	Closing Balance	-1,250,000.00	(1,250,000.00)	0	1.62	1.640	0.00	5,056.25	5,056.25	
							1.640	0.00	1,685.42	1,685.42
City of NLR Electric System Rev Tax Bond							1.428	0.00	2,917.33	2,917.33
Commercial Paper Disc Note Invest										
583639 - Commercial Paper - Tran Type: COMM PAPER, Start: October 8, 2015, Maturity: December 2, 2015										
12/1/15	Opening Balance	-4,994,000.00	(4,994,000.00)	1	0.50	0.508	(3,745.45)	0.00	(3,745.45)	
12/2/15	MMkt - Bill Maturity	0.00	4,994,000.00	0	0.50	0.500	3,814.86	0.00	3,814.86	
1/1/16	Closing Balance	0.00	0.00	0	0.50	0.500	0.00	0.00	0.00	
							0.508	69.41	0.00	69.41
583647 - Commercial Paper - Tran Type: COMM PAPER, Start: October 8, 2015, Maturity: December 1, 2015										
12/1/15	Opening Balance	-9,000,000.00	(9,000,000.00)	0	0.65	0.660	(8,775.00)	0.00	(8,775.00)	
12/1/15	MMkt - Bill Maturity	0.00	9,000,000.00	0	0.65	0.651	8,775.00	0.00	8,775.00	
1/1/16	Closing Balance	0.00	0.00	0	0.65	0.651	0.00	0.00	0.00	
							0.00	0.00	0.00	
586759 - BOA Securities, LLC MM - Tran Type: COMM PAPER, Start: October 30, 2015, Maturity: January 8, 2016										
12/1/15	Opening Balance	-17,800,000.00	(17,800,000.00)	31	0.70	0.711	(11,067.37)	0.00	(11,067.37)	
1/1/16	Closing Balance	-17,800,000.00	(17,800,000.00)	0	0.70	0.711	21,802.03	0.00	21,802.03	
							0.711	10,734.66	0.00	10,734.66
586760 - Commercial Paper - Tran Type: COMM PAPER, Start: October 30, 2015, Maturity: December 11, 2015										
12/1/15	Opening Balance	-20,000,000.00	(20,000,000.00)	10	0.65	0.660	(11,553.47)	0.00	(11,553.47)	
12/11/15	MMkt - Bill Maturity	0.00	20,000,000.00	0	0.65	0.650	15,166.66	0.00	15,166.66	
1/1/16	Closing Balance	0.00	0.00	0	0.65	0.650	0.00	0.00	0.00	
							0.660	3,613.19	0.00	3,613.19
586975 - Commercial Paper - Tran Type: COMM PAPER, Start: November 2, 2015, Maturity: December 28, 2015										
12/1/15	Opening Balance	-14,000,000.00	(14,000,000.00)	27	0.68	0.691	(7,664.98)	0.00	(7,664.98)	

Return on Investment - Detail - AST

Between: December 1, 2015 and January 1, 2016

Printed: January 4, 2016 8:53 am

Cash Flow Date	Transaction Description	Orig Curr Balance	Local Currency Equivalent ()							
			Principal Movement	Days	Yield	Adj Yield	Premium/ (Discount)	Interest	Total Cost	
Arkansas State Treasury (Con't)										
Commercial Paper Disc Note Invest (Con't)										
586975 - Commercial Paper - Tran Type: COMM PAPER, Start: November 2, 2015, Maturity: December 28, 2015										
12/28/15	MMkt - Bill Maturity	0.00	14,000,000.00	0	0.68	0.681	14,808.89	0.00	14,808.89	
1/1/16	Closing Balance	0.00	0.00	0	0.68	0.681	0.00	0.00	0.00	
							0.691	7,143.91	0.00	7,143.91
587504 - Commercial Paper - Tran Type: COMM PAPER, Start: November 5, 2015, Maturity: December 3, 2015										
12/1/15	Opening Balance	-3,500,000.00	(3,500,000.00)	2	0.60	0.609	(1,516.61)	0.00	(1,516.61)	
12/3/15	MMkt - Bill Maturity	0.00	3,500,000.00	0	0.60	0.600	1,633.33	0.00	1,633.33	
1/1/16	Closing Balance	0.00	0.00	0	0.60	0.600	0.00	0.00	0.00	
							0.609	116.72	0.00	116.72
587682 - Commercial Paper - Tran Type: COMM PAPER, Start: November 6, 2015, Maturity: December 3, 2015										
12/1/15	Opening Balance	-6,500,000.00	(6,500,000.00)	2	0.60	0.609	(2,708.24)	0.00	(2,708.24)	
12/3/15	MMkt - Bill Maturity	0.00	6,500,000.00	0	0.60	0.600	2,925.00	0.00	2,925.00	
1/1/16	Closing Balance	0.00	0.00	0	0.60	0.600	0.00	0.00	0.00	
							0.609	216.76	0.00	216.76
587684 - Commercial Paper - Tran Type: COMM PAPER, Start: November 6, 2015, Maturity: December 7, 2015										
12/1/15	Opening Balance	-6,308,000.00	(6,308,000.00)	6	0.65	0.660	(2,847.05)	0.00	(2,847.05)	
12/7/15	MMkt - Bill Maturity	0.00	6,308,000.00	0	0.65	0.650	3,530.73	0.00	3,530.73	
1/1/16	Closing Balance	0.00	0.00	0	0.65	0.650	0.00	0.00	0.00	
							0.660	683.68	0.00	683.68
587884 - Trust Fund Commercial Paper - Tran Type: COMM PAPER, Start: November 5, 2015, Maturity: December 2, 2015										
12/1/15	Opening Balance	-26,445,000.00	(26,445,000.00)	1	0.63	0.640	(12,032.26)	0.00	(12,032.26)	
12/2/15	MMkt - Bill Maturity	0.00	26,445,000.00	0	0.63	0.630	12,495.26	0.00	12,495.26	
1/1/16	Closing Balance	0.00	0.00	0	0.63	0.630	0.00	0.00	0.00	
							0.640	463.00	0.00	463.00
587895 - Commercial Paper - Tran Type: COMM PAPER, Start: November 9, 2015, Maturity: December 23, 2015										
12/1/15	Opening Balance	-25,000,000.00	(25,000,000.00)	22	0.68	0.691	(10,384.51)	0.00	(10,384.51)	
12/23/15	MMkt - Bill Maturity	0.00	25,000,000.00	0	0.68	0.681	20,777.91	0.00	20,777.91	
1/1/16	Closing Balance	0.00	0.00	0	0.68	0.681	0.00	0.00	0.00	
							0.691	10,393.40	0.00	10,393.40
588256 - Suntrust Capital Markets - Tran Type: COMM PAPER, Start: November 12, 2015, Maturity: February 5, 2016										
12/1/15	Opening Balance	-50,000,000.00	(50,000,000.00)	31	0.65	0.661	(17,132.34)	0.00	(17,132.34)	
1/1/16	Closing Balance	-50,000,000.00	(50,000,000.00)	0	0.65	0.661	45,110.34	0.00	45,110.34	

Return on Investment - Detail - AST

Between: December 1, 2015 and January 1, 2016

Printed: January 4, 2016 8:53 am

Cash Flow Date	Transaction Description	Orig Curr Balance	Local Currency Equivalent ()							
			Principal Movement	Days	Yield	Adj Yield	Premium/ (Discount)	Interest	Total Cost	
Arkansas State Treasury (Con't)										
Commercial Paper Disc Note Invest (Con't)										
							0.661	27,978.00	0.00	27,978.00
588257 - JP Morgan Chase - Tran Type: COMM PAPER, Start: November 12, 2015, Maturity: January 8, 2016										
12/1/15	Opening Balance	-25,000,000.00	(25,000,000.00)	31	0.50	0.508	(6,593.75)	0.00	(6,593.75)	
1/1/16	Closing Balance	-25,000,000.00	(25,000,000.00)	0	0.50	0.508	17,359.43	0.00	17,359.43	
							0.508	10,765.68	0.00	10,765.68
588259 - Suntrust Capital Markets - Tran Type: COMM PAPER, Start: November 12, 2015, Maturity: December 18, 2015										
12/1/15	Opening Balance	-50,000,000.00	(50,000,000.00)	17	0.50	0.500	(13,190.56)	0.00	(13,190.56)	
12/18/15	MMkt - Bill Sale/Redemption	0.00	50,000,000.00	0	0.50	0.500	(13,190.56)	0.00	(13,190.56)	
1/1/16	Closing Balance	0.00	0.00	0	0.50	0.500	0.00	0.00	0.00	
							0.500	(26,381.12)	0.00	(26,381.12)
588458 - Trust Fund Commercial Paper - Tran Type: COMM PAPER, Start: November 13, 2015, Maturity: December 11, 2015										
12/1/15	Opening Balance	-5,000,000.00	(5,000,000.00)	10	0.60	0.609	(1,499.74)	0.00	(1,499.74)	
12/11/15	MMkt - Bill Maturity	0.00	5,000,000.00	0	0.60	0.600	2,333.35	0.00	2,333.35	
1/1/16	Closing Balance	0.00	0.00	0	0.60	0.600	0.00	0.00	0.00	
							0.609	833.61	0.00	833.61
588466 - BOA Securities, LLC MM - Tran Type: COMM PAPER, Start: November 13, 2015, Maturity: January 8, 2016										
12/1/15	Opening Balance	-30,000,000.00	(30,000,000.00)	31	0.60	0.610	(8,994.28)	0.00	(8,994.28)	
1/1/16	Closing Balance	-30,000,000.00	(30,000,000.00)	0	0.60	0.610	24,497.14	0.00	24,497.14	
							0.610	15,502.86	0.00	15,502.86
588467 - JP Morgan Chase - Tran Type: COMM PAPER, Start: November 13, 2015, Maturity: January 25, 2016										
12/1/15	Opening Balance	-30,000,000.00	(30,000,000.00)	31	0.67	0.681	(10,039.68)	0.00	(10,039.68)	
1/1/16	Closing Balance	-30,000,000.00	(30,000,000.00)	0	0.67	0.681	27,346.09	0.00	27,346.09	
							0.681	17,306.41	0.00	17,306.41
588685 - Commercial Paper - Tran Type: COMM PAPER, Start: November 16, 2015, Maturity: December 4, 2015										
12/1/15	Opening Balance	-15,500,000.00	(15,500,000.00)	3	0.60	0.609	(3,874.81)	0.00	(3,874.81)	
12/4/15	MMkt - Bill Maturity	0.00	15,500,000.00	0	0.60	0.600	4,650.00	0.00	4,650.00	
1/1/16	Closing Balance	0.00	0.00	0	0.60	0.600	0.00	0.00	0.00	
							0.609	775.19	0.00	775.19
588686 - Suntrust Capital Markets - Tran Type: COMM PAPER, Start: November 16, 2015, Maturity: December 18, 2015										
12/1/15	Opening Balance	-31,500,000.00	(31,500,000.00)	17	0.55	0.550	(7,216.28)	0.00	(7,216.28)	
12/18/15	MMkt - Bill Sale/Redemption	0.00	31,500,000.00	0	0.55	0.550	(7,216.28)	0.00	(7,216.28)	

Return on Investment - Detail - AST

Between: December 1, 2015 and January 1, 2016

Printed: January 4, 2016 8:53 am

Cash Flow Date	Transaction Description	Orig Curr Balance	Local Currency Equivalent ()							
			Principal Movement	Days	Yield	Adj Yield	Premium/ (Discount)	Interest	Total Cost	
Arkansas State Treasury (Con't)										
Commercial Paper Disc Note Invest (Con't)										
588686 - Suntrust Capital Markets - Tran Type: COMM PAPER, Start: November 16, 2015, Maturity: December 18, 2015										
1/1/16	Closing Balance	0.00	0.00	0	0.55	0.550	0.00	0.00	0.00	0.00
							0.550	(14,432.56)	0.00	(14,432.56)
588839 - Suntrust Capital Markets - Tran Type: COMM PAPER, Start: November 17, 2015, Maturity: January 8, 2016										
12/1/15	Opening Balance	-50,000,000.00	(50,000,000.00)	31	0.61	0.620	(11,853.47)	0.00	(11,853.47)	(11,853.47)
1/1/16	Closing Balance	-50,000,000.00	(50,000,000.00)	0	0.61	0.620	38,120.48	0.00	38,120.48	38,120.48
							0.620	26,267.01	0.00	26,267.01
588840 - Suntrust Capital Markets - Tran Type: COMM PAPER, Start: November 17, 2015, Maturity: January 22, 2016										
12/1/15	Opening Balance	-75,000,000.00	(75,000,000.00)	31	0.65	0.661	(18,940.48)	0.00	(18,940.48)	(18,940.48)
1/1/16	Closing Balance	-75,000,000.00	(75,000,000.00)	0	0.65	0.661	60,914.35	0.00	60,914.35	60,914.35
							0.661	41,973.87	0.00	41,973.87
589034 - JP Morgan Chase - Tran Type: COMM PAPER, Start: November 18, 2015, Maturity: January 22, 2016										
12/1/15	Opening Balance	-10,000,000.00	(10,000,000.00)	31	0.74	0.752	(2,669.36)	0.00	(2,669.36)	(2,669.36)
1/1/16	Closing Balance	-10,000,000.00	(10,000,000.00)	0	0.74	0.752	9,040.54	0.00	9,040.54	9,040.54
							0.752	6,371.18	0.00	6,371.18
589204 - Morgan Stanley - Tran Type: COMM PAPER, Start: November 20, 2015, Maturity: January 25, 2016										
12/1/15	Opening Balance	-1,800,000.00	(1,800,000.00)	31	0.70	0.711	(384.59)	0.00	(384.59)	(384.59)
1/1/16	Closing Balance	-1,800,000.00	(1,800,000.00)	0	0.70	0.711	1,469.31	0.00	1,469.31	1,469.31
							0.711	1,084.72	0.00	1,084.72
589206 - Commercial Paper - Tran Type: COMM PAPER, Start: November 19, 2015, Maturity: December 11, 2015										
12/1/15	Opening Balance	-25,000,000.00	(25,000,000.00)	10	0.62	0.630	(5,165.77)	0.00	(5,165.77)	(5,165.77)
12/1/15	MMkt - Bill Maturity	0.00	25,000,000.00	0	0.62	0.620	9,472.22	0.00	9,472.22	9,472.22
1/1/16	Closing Balance	0.00	0.00	0	0.62	0.620	0.00	0.00	0.00	0.00
							0.630	4,306.45	0.00	4,306.45
589209 - JP Morgan Chase - Tran Type: COMM PAPER, Start: November 19, 2015, Maturity: January 22, 2016										
12/1/15	Opening Balance	-35,000,000.00	(35,000,000.00)	31	0.70	0.711	(8,158.52)	0.00	(8,158.52)	(8,158.52)
1/1/16	Closing Balance	-35,000,000.00	(35,000,000.00)	0	0.70	0.711	29,251.98	0.00	29,251.98	29,251.98
							0.711	21,093.46	0.00	21,093.46
589210 - Suntrust Capital Markets - Tran Type: COMM PAPER, Start: November 19, 2015, Maturity: January 22, 2016										
12/1/15	Opening Balance	-70,000,000.00	(70,000,000.00)	31	0.62	0.630	(14,454.13)	0.00	(14,454.13)	(14,454.13)
1/1/16	Closing Balance	-70,000,000.00	(70,000,000.00)	0	0.62	0.630	51,820.30	0.00	51,820.30	51,820.30

Return on Investment - Detail - AST

Between: December 1, 2015 and January 1, 2016

Printed: January 4, 2016 8:53 am

Cash Flow Date	Transaction Description	Orig Curr Balance	Local Currency Equivalent ()							
			Principal Movement	Days	Yield	Adj Yield	Premium/ (Discount)	Interest	Total Cost	
Arkansas State Treasury (Con't)										
Commercial Paper Disc Note Invest (Con't)										
							0.630	37,366.17	0.00	37,366.17
589582 - Commercial Paper	- Tran Type: COMM PAPER, Start: November 20, 2015, Maturity: December 23, 2015									
12/1/15	Opening Balance	-48,000,000.00	(48,000,000.00)	22	0.62	0.630	(9,089.87)	0.00	(9,089.87)	
12/23/15	MMkt - Bill Maturity	0.00	48,000,000.00	0	0.62	0.620	27,280.02	0.00	27,280.02	
1/1/16	Closing Balance	0.00	0.00	0	0.62	0.620	0.00	0.00	0.00	
							0.630	18,190.15	0.00	18,190.15
589585 - Commercial Paper	- Tran Type: COMM PAPER, Start: November 20, 2015, Maturity: December 23, 2015									
12/1/15	Opening Balance	-40,000,000.00	(40,000,000.00)	22	0.60	0.609	(7,330.65)	0.00	(7,330.65)	
12/23/15	MMkt - Bill Maturity	0.00	40,000,000.00	0	0.60	0.600	21,999.99	0.00	21,999.99	
1/1/16	Closing Balance	0.00	0.00	0	0.60	0.600	0.00	0.00	0.00	
							0.609	14,669.34	0.00	14,669.34
589586 - Commercial Paper	- Tran Type: COMM PAPER, Start: November 13, 2015, Maturity: December 23, 2015									
12/1/15	Opening Balance	-20,000,000.00	(20,000,000.00)	22	0.60	0.609	(5,997.80)	0.00	(5,997.80)	
12/23/15	MMkt - Bill Maturity	0.00	20,000,000.00	0	0.60	0.600	13,333.33	0.00	13,333.33	
1/1/16	Closing Balance	0.00	0.00	0	0.60	0.600	0.00	0.00	0.00	
							0.609	7,335.53	0.00	7,335.53
589776 - Commercial Paper	- Tran Type: COMM PAPER, Start: November 23, 2015, Maturity: December 23, 2015									
12/1/15	Opening Balance	-14,200,000.00	(14,200,000.00)	22	0.55	0.559	(1,734.97)	0.00	(1,734.97)	
12/23/15	MMkt - Bill Maturity	0.00	14,200,000.00	0	0.55	0.550	6,508.33	0.00	6,508.33	
1/1/16	Closing Balance	0.00	0.00	0	0.55	0.550	0.00	0.00	0.00	
							0.559	4,773.36	0.00	4,773.36
589777 - Bank of New York	- Tran Type: COMM PAPER, Start: November 23, 2015, Maturity: February 19, 2016									
12/1/15	Opening Balance	-15,000,000.00	(15,000,000.00)	31	0.75	0.763	(2,495.75)	0.00	(2,495.75)	
1/1/16	Closing Balance	-15,000,000.00	(15,000,000.00)	0	0.75	0.763	12,175.00	0.00	12,175.00	
							0.763	9,679.25	0.00	9,679.25
589778 - Morgan Stanley	- Tran Type: COMM PAPER, Start: November 23, 2015, Maturity: January 25, 2016									
12/1/15	Opening Balance	-2,000,000.00	(2,000,000.00)	31	0.73	0.742	(324.08)	0.00	(324.08)	
1/1/16	Closing Balance	-2,000,000.00	(2,000,000.00)	0	0.73	0.742	1,580.90	0.00	1,580.90	
							0.742	1,256.82	0.00	1,256.82
589780 - JP Morgan Chase	- Tran Type: COMM PAPER, Start: November 23, 2015, Maturity: January 22, 2016									
12/1/15	Opening Balance	-11,708,000.00	(11,708,000.00)	31	0.71	0.722	(1,845.37)	0.00	(1,845.37)	

Return on Investment - Detail - AST

Between: December 1, 2015 and January 1, 2016

Printed: January 4, 2016 8:53 am

Cash Flow Date	Transaction Description	Orig Curr Balance	Local Currency Equivalent ()							
			Principal Movement	Days	Yield	Adj Yield	Premium/ (Discount)	Interest	Total Cost	
Arkansas State Treasury (Con't)										
Commercial Paper Disc Note Invest (Con't)										
589780 - JP Morgan Chase - Tran Type: COMM PAPER, Start: November 23, 2015, Maturity: January 22, 2016										
1/1/16	Closing Balance	-11,708,000.00	(11,708,000.00)	0	0.71	0.722	9,001.68	0.00	9,001.68	
							0.722	7,156.31	0.00	7,156.31
589781 - Commercial Paper - Tran Type: COMM PAPER, Start: November 23, 2015, Maturity: December 14, 2015										
12/1/15	Opening Balance	-25,000,000.00	(25,000,000.00)	13	0.65	0.660	(3,610.26)	0.00	(3,610.26)	
12/14/15	MMkt - Bill Maturity	0.00	25,000,000.00	0	0.65	0.650	9,479.17	0.00	9,479.17	
1/1/16	Closing Balance	0.00	0.00	0	0.65	0.650	0.00	0.00	0.00	
							0.660	5,868.91	0.00	5,868.91
589973 - Commercial Paper - Tran Type: COMM PAPER, Start: November 24, 2015, Maturity: December 30, 2015										
12/1/15	Opening Balance	-15,000,000.00	(15,000,000.00)	29	0.68	0.691	(1,982.24)	0.00	(1,982.24)	
12/30/15	MMkt - Bill Maturity	0.00	15,000,000.00	0	0.68	0.680	10,200.00	0.00	10,200.00	
1/1/16	Closing Balance	0.00	0.00	0	0.68	0.680	0.00	0.00	0.00	
							0.691	8,217.76	0.00	8,217.76
589974 - Commercial Paper - Tran Type: COMM PAPER, Start: November 24, 2015, Maturity: December 14, 2015										
12/1/15	Opening Balance	-15,000,000.00	(15,000,000.00)	13	0.65	0.660	(1,895.39)	0.00	(1,895.39)	
12/14/15	MMkt - Bill Maturity	0.00	15,000,000.00	0	0.65	0.650	5,416.67	0.00	5,416.67	
1/1/16	Closing Balance	0.00	0.00	0	0.65	0.650	0.00	0.00	0.00	
							0.660	3,521.28	0.00	3,521.28
590509 - Commercial Paper - Tran Type: COMM PAPER, Start: December 1, 2015, Maturity: December 28, 2015										
12/1/15	Opening Balance	0.00	0.00	0	0.00	0.000	0.00	0.00	0.00	
12/1/15	MMkt - Bill Invest/Issue	-3,500,000.00	(3,500,000.00)	27	0.63	0.640	0.00	0.00	0.00	
12/28/15	MMkt - Bill Maturity	0.00	3,500,000.00	0	0.63	0.630	1,653.75	0.00	1,653.75	
1/1/16	Closing Balance	0.00	0.00	0	0.63	0.630	0.00	0.00	0.00	
							0.640	1,653.75	0.00	1,653.75
590929 - Morgan Stanley - Tran Type: COMM PAPER, Start: December 2, 2015, Maturity: January 6, 2016										
12/1/15	Opening Balance	0.00	0.00	0	0.00	0.000	0.00	0.00	0.00	
12/2/15	MMkt - Bill Invest/Issue	-5,000,000.00	(5,000,000.00)	30	0.68	0.691	0.00	0.00	0.00	
1/1/16	Closing Balance	-5,000,000.00	(5,000,000.00)	0	0.68	0.691	2,833.07	0.00	2,833.07	
							0.691	2,833.07	0.00	2,833.07
590930 - Commercial Paper - Tran Type: COMM PAPER, Start: December 2, 2015, Maturity: December 23, 2015										
12/1/15	Opening Balance	0.00	0.00	0	0.00	0.000	0.00	0.00	0.00	
12/2/15	MMkt - Bill Invest/Issue	-5,000,000.00	(5,000,000.00)	21	0.65	0.660	0.00	0.00	0.00	

Return on Investment - Detail - AST

Between: December 1, 2015 and January 1, 2016

Printed: January 4, 2016 8:53 am

Cash Flow Date	Transaction Description	Orig Curr Balance	Local Currency Equivalent ()							
			Principal Movement	Days	Yield	Adj Yield	Premium/ (Discount)	Interest	Total Cost	
Arkansas State Treasury (Con't)										
Commercial Paper Disc Note Invest (Con't)										
590930 - Commercial Paper - Tran Type: COMM PAPER, Start: December 2, 2015, Maturity: December 23, 2015										
12/23/15	MMkt - Bill Maturity	0.00	5,000,000.00	0	0.65	0.650	1,895.83	0.00	1,895.83	
1/1/16	Closing Balance	0.00	0.00	0	0.65	0.650	0.00	0.00	0.00	
							0.660	1,895.83	0.00	1,895.83
590931 - Commercial Paper - Tran Type: COMM PAPER, Start: December 2, 2015, Maturity: December 23, 2015										
12/1/15	Opening Balance	0.00	0.00	0	0.00	0.000	0.00	0.00	0.00	
12/2/15	MMkt - Bill Invest/Issue	-7,500,000.00	(7,500,000.00)	21	0.65	0.660	0.00	0.00	0.00	
12/23/15	MMkt - Bill Maturity	0.00	7,500,000.00	0	0.65	0.650	2,843.75	0.00	2,843.75	
1/1/16	Closing Balance	0.00	0.00	0	0.65	0.650	0.00	0.00	0.00	
							0.660	2,843.75	0.00	2,843.75
590932 - Commercial Paper - Tran Type: COMM PAPER, Start: December 2, 2015, Maturity: December 18, 2015										
12/1/15	Opening Balance	0.00	0.00	0	0.00	0.000	0.00	0.00	0.00	
12/2/15	MMkt - Bill Invest/Issue	-18,926,000.00	(18,926,000.00)	16	0.63	0.640	0.00	0.00	0.00	
12/18/15	MMkt - Bill Maturity	0.00	18,926,000.00	0	0.63	0.630	5,299.28	0.00	5,299.28	
1/1/16	Closing Balance	0.00	0.00	0	0.63	0.630	0.00	0.00	0.00	
							0.640	5,299.28	0.00	5,299.28
591156 - Commercial Paper - Tran Type: COMM PAPER, Start: December 3, 2015, Maturity: December 4, 2015										
12/1/15	Opening Balance	0.00	0.00	0	0.00	0.000	0.00	0.00	0.00	
12/3/15	MMkt - Bill Invest/Issue	-15,000,000.00	(15,000,000.00)	1	0.42	0.426	0.00	0.00	0.00	
12/4/15	MMkt - Bill Maturity	0.00	15,000,000.00	0	0.42	0.420	175.00	0.00	175.00	
1/1/16	Closing Balance	0.00	0.00	0	0.42	0.420	0.00	0.00	0.00	
							0.426	175.00	0.00	175.00
591158 - Commercial Paper - Tran Type: COMM PAPER, Start: December 3, 2015, Maturity: December 28, 2015										
12/1/15	Opening Balance	0.00	0.00	0	0.00	0.000	0.00	0.00	0.00	
12/3/15	MMkt - Bill Invest/Issue	-2,500,000.00	(2,500,000.00)	25	0.60	0.609	0.00	0.00	0.00	
12/28/15	MMkt - Bill Maturity	0.00	2,500,000.00	0	0.60	0.600	1,041.67	0.00	1,041.67	
1/1/16	Closing Balance	0.00	0.00	0	0.60	0.600	0.00	0.00	0.00	
							0.609	1,041.67	0.00	1,041.67
591359 - Suntrust Capital Markets - Tran Type: COMM PAPER, Start: December 4, 2015, Maturity: January 4, 2016										
12/1/15	Opening Balance	0.00	0.00	0	0.00	0.000	0.00	0.00	0.00	
12/4/15	MMkt - Bill Invest/Issue	-12,000,000.00	(12,000,000.00)	28	0.75	0.762	0.00	0.00	0.00	
1/1/16	Closing Balance	-12,000,000.00	(12,000,000.00)	0	0.75	0.762	6,999.56	0.00	6,999.56	

Return on Investment - Detail - AST

Between: December 1, 2015 and January 1, 2016

Printed: January 4, 2016 8:53 am

Cash Flow Date	Transaction Description	Orig Curr Balance	Local Currency Equivalent ()							
			Principal Movement	Days	Yield	Adj Yield	Premium/ (Discount)	Interest	Total Cost	
Arkansas State Treasury (Con't)										
Commercial Paper Disc Note Invest (Con't)										
591360 - BOA Securities, LLC MM - Tran Type: COMM PAPER, Start: December 4, 2015, Maturity: January 4, 2016							0.762	6,999.56	0.00	6,999.56
12/1/15	Opening Balance	0.00	0.00	0	0.00	0.000	0.00	0.00	0.00	0.00
12/4/15	MMkt - Bill Invest/Issue	-20,000,000.00	(20,000,000.00)	28	0.70	0.711	0.00	0.00	0.00	0.00
1/1/16	Closing Balance	-20,000,000.00	(20,000,000.00)	0	0.70	0.711	10,888.26	0.00	0.00	10,888.26
							0.711	10,888.26	0.00	10,888.26
591362 - JP Morgan Chase - Tran Type: COMM PAPER, Start: December 4, 2015, Maturity: January 19, 2016										
12/1/15	Opening Balance	0.00	0.00	0	0.00	0.000	0.00	0.00	0.00	0.00
12/4/15	MMkt - Bill Invest/Issue	-50,000,000.00	(50,000,000.00)	28	0.80	0.813	0.00	0.00	0.00	0.00
1/1/16	Closing Balance	-50,000,000.00	(50,000,000.00)	0	0.80	0.813	31,098.65	0.00	0.00	31,098.65
							0.813	31,098.65	0.00	31,098.65
591579 - JP Morgan Chase - Tran Type: COMM PAPER, Start: December 7, 2015, Maturity: January 11, 2016										
12/1/15	Opening Balance	0.00	0.00	0	0.00	0.000	0.00	0.00	0.00	0.00
12/7/15	MMkt - Bill Invest/Issue	-25,000,000.00	(25,000,000.00)	25	0.83	0.844	0.00	0.00	0.00	0.00
1/1/16	Closing Balance	-25,000,000.00	(25,000,000.00)	0	0.83	0.844	14,406.40	0.00	0.00	14,406.40
							0.844	14,406.40	0.00	14,406.40
592161 - Commercial Paper - Tran Type: COMM PAPER, Start: December 10, 2015, Maturity: December 11, 2015										
12/1/15	Opening Balance	0.00	0.00	0	0.00	0.000	0.00	0.00	0.00	0.00
12/10/15	MMkt - Bill Invest/Issue	-50,000,000.00	(50,000,000.00)	1	0.55	0.558	0.00	0.00	0.00	0.00
12/11/15	MMkt - Bill Maturity	0.00	50,000,000.00	0	0.55	0.550	763.89	0.00	0.00	763.89
1/1/16	Closing Balance	0.00	0.00	0	0.55	0.550	0.00	0.00	0.00	0.00
							0.558	763.89	0.00	763.89
592408 - Commercial Paper - Tran Type: COMM PAPER, Start: December 11, 2015, Maturity: December 15, 2015										
12/1/15	Opening Balance	0.00	0.00	0	0.00	0.000	0.00	0.00	0.00	0.00
12/11/15	MMkt - Bill Invest/Issue	-62,265,000.00	(62,265,000.00)	4	0.62	0.630	0.00	0.00	0.00	0.00
12/15/15	MMkt - Bill Maturity	0.00	62,265,000.00	0	0.62	0.620	4,289.35	0.00	0.00	4,289.35
1/1/16	Closing Balance	0.00	0.00	0	0.62	0.620	0.00	0.00	0.00	0.00
							0.630	4,289.35	0.00	4,289.35
592409 - Commercial Paper - Tran Type: COMM PAPER, Start: December 11, 2015, Maturity: December 15, 2015										
12/1/15	Opening Balance	0.00	0.00	0	0.00	0.000	0.00	0.00	0.00	0.00
12/11/15	MMkt - Bill Invest/Issue	-40,000,000.00	(40,000,000.00)	4	0.55	0.558	0.00	0.00	0.00	0.00
12/15/15	MMkt - Bill Maturity	0.00	40,000,000.00	0	0.55	0.550	2,444.45	0.00	0.00	2,444.45

Return on Investment - Detail - AST

Between: December 1, 2015 and January 1, 2016

Printed: January 4, 2016 8:53 am

Cash Flow Date	Transaction Description	Orig Curr Balance	Local Currency Equivalent ()							
			Principal Movement	Days	Yield	Adj Yield	Premium/ (Discount)	Interest	Total Cost	
Arkansas State Treasury (Con't)										
Commercial Paper Disc Note Invest (Con't)										
592409 - Commercial Paper - Tran Type: COMM PAPER, Start: December 11, 2015, Maturity: December 15, 2015										
1/1/16	Closing Balance	0.00	0.00	0	0.55	0.550	0.00	0.00	0.00	0.00
							0.558	2,444.45	0.00	2,444.45
592410 - JP Morgan Chase - Tran Type: COMM PAPER, Start: December 11, 2015, Maturity: January 22, 2016										
12/1/15	Opening Balance	0.00	0.00	0	0.00	0.000	0.00	0.00	0.00	0.00
12/11/15	MMkt - Bill Invest/Issue	-50,000,000.00	(50,000,000.00)	21	0.92	0.935	0.00	0.00	0.00	0.00
1/1/16	Closing Balance	-50,000,000.00	(50,000,000.00)	0	0.92	0.935	26,818.91	0.00	0.00	26,818.91
							0.935	26,818.91	0.00	26,818.91
592635 - Commercial Paper - Tran Type: COMM PAPER, Start: December 14, 2015, Maturity: December 15, 2015										
12/1/15	Opening Balance	0.00	0.00	0	0.00	0.000	0.00	0.00	0.00	0.00
12/14/15	MMkt - Bill Invest/Issue	-88,835,000.00	(88,835,000.00)	1	0.60	0.609	0.00	0.00	0.00	0.00
12/15/15	MMkt - Bill Maturity	0.00	88,835,000.00	0	0.60	0.600	1,480.58	0.00	0.00	1,480.58
1/1/16	Closing Balance	0.00	0.00	0	0.60	0.600	0.00	0.00	0.00	0.00
							0.609	1,480.58	0.00	1,480.58
592636 - Suntrust Capital Markets - Tran Type: COMM PAPER, Start: December 14, 2015, Maturity: January 11, 2016										
12/1/15	Opening Balance	0.00	0.00	0	0.00	0.000	0.00	0.00	0.00	0.00
12/14/15	MMkt - Bill Invest/Issue	-5,000,000.00	(5,000,000.00)	18	0.76	0.772	0.00	0.00	0.00	0.00
1/1/16	Closing Balance	-5,000,000.00	(5,000,000.00)	0	0.76	0.772	1,899.60	0.00	0.00	1,899.60
							0.772	1,899.60	0.00	1,899.60
593054 - Commercial Paper - Tran Type: COMM PAPER, Start: December 16, 2015, Maturity: December 17, 2015										
12/1/15	Opening Balance	0.00	0.00	0	0.00	0.000	0.00	0.00	0.00	0.00
12/16/15	MMkt - Bill Invest/Issue	-50,000,000.00	(50,000,000.00)	1	0.85	0.864	0.00	0.00	0.00	0.00
12/17/15	MMkt - Bill Maturity	0.00	50,000,000.00	0	0.85	0.850	1,180.56	0.00	0.00	1,180.56
1/1/16	Closing Balance	0.00	0.00	0	0.85	0.850	0.00	0.00	0.00	0.00
							0.864	1,180.56	0.00	1,180.56
593055 - JP Morgan Chase - Tran Type: COMM PAPER, Start: December 16, 2015, Maturity: January 4, 2016										
12/1/15	Opening Balance	0.00	0.00	0	0.00	0.000	0.00	0.00	0.00	0.00
12/16/15	MMkt - Bill Invest/Issue	-34,000,000.00	(34,000,000.00)	16	1.05	1.068	0.00	0.00	0.00	0.00
1/1/16	Closing Balance	-34,000,000.00	(34,000,000.00)	0	1.05	1.068	15,865.28	0.00	0.00	15,865.28
							1.068	15,865.28	0.00	15,865.28
593056 - JP Morgan Chase - Tran Type: COMM PAPER, Start: December 16, 2015, Maturity: January 4, 2016										
12/1/15	Opening Balance	0.00	0.00	0	0.00	0.000	0.00	0.00	0.00	0.00

Return on Investment - Detail - AST

Between: December 1, 2015 and January 1, 2016

Printed: January 4, 2016 8:53 am

Cash Flow Date	Transaction Description	Orig Curr Balance	Local Currency Equivalent ()							
			Principal Movement	Days	Yield	Adj Yield	Premium/ (Discount)	Interest	Total Cost	
Arkansas State Treasury (Con't)										
Commercial Paper Disc Note Invest (Con't)										
593056 - JP Morgan Chase - Tran Type: COMM PAPER, Start: December 16, 2015, Maturity: January 4, 2016										
12/16/15	MMkt - Bill Invest/Issue	-46,645,000.00	(46,645,000.00)	16	0.92	0.935	0.00	0.00	0.00	0.00
1/1/16	Closing Balance	-46,645,000.00	(46,645,000.00)	0	0.92	0.935	19,071.16	0.00	0.00	19,071.16
							0.935	19,071.16	0.00	19,071.16
593223 - Commercial Paper - Tran Type: COMM PAPER, Start: December 17, 2015, Maturity: December 18, 2015										
12/1/15	Opening Balance	0.00	0.00	0	0.00	0.000	0.00	0.00	0.00	0.00
12/17/15	MMkt - Bill Invest/Issue	-139,193,000.00	(139,193,000.00)	1	0.80	0.813	0.00	0.00	0.00	0.00
12/18/15	MMkt - Bill Maturity	0.00	139,193,000.00	0	0.80	0.800	3,093.18	0.00	0.00	3,093.18
1/1/16	Closing Balance	0.00	0.00	0	0.80	0.800	0.00	0.00	0.00	0.00
							0.813	3,093.18	0.00	3,093.18
593224 - Commercial Paper - Tran Type: COMM PAPER, Start: December 17, 2015, Maturity: December 18, 2015										
12/1/15	Opening Balance	0.00	0.00	0	0.00	0.000	0.00	0.00	0.00	0.00
12/17/15	MMkt - Bill Invest/Issue	-56,000,000.00	(56,000,000.00)	1	0.85	0.864	0.00	0.00	0.00	0.00
12/18/15	MMkt - Bill Maturity	0.00	56,000,000.00	0	0.85	0.850	1,322.22	0.00	0.00	1,322.22
1/1/16	Closing Balance	0.00	0.00	0	0.85	0.850	0.00	0.00	0.00	0.00
							0.864	1,322.22	0.00	1,322.22
593776 - Suntrust Capital Markets - Tran Type: COMM PAPER, Start: December 21, 2015, Maturity: January 4, 2016										
12/1/15	Opening Balance	0.00	0.00	0	0.00	0.000	0.00	0.00	0.00	0.00
12/21/15	MMkt - Bill Invest/Issue	-28,000,000.00	(28,000,000.00)	11	1.20	1.221	0.00	0.00	0.00	0.00
1/1/16	Closing Balance	-28,000,000.00	(28,000,000.00)	0	1.20	1.221	10,265.64	0.00	0.00	10,265.64
							1.221	10,265.64	0.00	10,265.64
593777 - JP Morgan Chase - Tran Type: COMM PAPER, Start: December 21, 2015, Maturity: January 4, 2016										
12/1/15	Opening Balance	0.00	0.00	0	0.00	0.000	0.00	0.00	0.00	0.00
12/21/15	MMkt - Bill Invest/Issue	-9,999,000.00	(9,999,000.00)	11	1.05	1.068	0.00	0.00	0.00	0.00
1/1/16	Closing Balance	-9,999,000.00	(9,999,000.00)	0	1.05	1.068	3,207.74	0.00	0.00	3,207.74
							1.068	3,207.74	0.00	3,207.74
593778 - JP Morgan Chase - Tran Type: COMM PAPER, Start: December 21, 2015, Maturity: January 19, 2016										
12/1/15	Opening Balance	0.00	0.00	0	0.00	0.000	0.00	0.00	0.00	0.00
12/21/15	MMkt - Bill Invest/Issue	-19,000,000.00	(19,000,000.00)	11	1.00	1.017	0.00	0.00	0.00	0.00
1/1/16	Closing Balance	-19,000,000.00	(19,000,000.00)	0	1.00	1.017	5,802.66	0.00	0.00	5,802.66
							1.017	5,802.66	0.00	5,802.66
593779 - JP Morgan Chase - Tran Type: COMM PAPER, Start: December 21, 2015, Maturity: January 4, 2016										

Return on Investment - Detail - AST

Between: December 1, 2015 and January 1, 2016

Printed: January 4, 2016 8:53 am

Cash Flow Date	Transaction Description	Orig Curr Balance	Local Currency Equivalent ()							
			Principal Movement	Days	Yield	Adj Yield	Premium/ (Discount)	Interest	Total Cost	
Arkansas State Treasury (Con't)										
Commercial Paper Disc Note Invest (Con't)										
593779 - JP Morgan Chase - Tran Type: COMM PAPER, Start: December 21, 2015, Maturity: January 4, 2016										
12/1/15	Opening Balance	0.00	0.00	0	0.00	0.000	0.00	0.00	0.00	
12/21/15	MMkt - Bill Invest/Issue	-31,500,000.00	(31,500,000.00)	11	1.20	1.221	0.00	0.00	0.00	
1/1/16	Closing Balance	-31,500,000.00	(31,500,000.00)	0	1.20	1.221	11,548.85	0.00	11,548.85	
							1.221	11,548.85	0.00	11,548.85
593780 - Commercial Paper - Tran Type: COMM PAPER, Start: December 22, 2015, Maturity: December 24, 2015										
12/1/15	Opening Balance	0.00	0.00	0	0.00	0.000	0.00	0.00	0.00	
12/22/15	MMkt - Bill Invest/Issue	-133,000,000.00	(133,000,000.00)	2	0.40	0.406	0.00	0.00	0.00	
12/24/15	MMkt - Bill Maturity	0.00	133,000,000.00	0	0.40	0.400	2,955.56	0.00	2,955.56	
1/1/16	Closing Balance	0.00	0.00	0	0.40	0.400	0.00	0.00	0.00	
							0.406	2,955.56	0.00	2,955.56
593980 - Commercial Paper - Tran Type: COMM PAPER, Start: December 22, 2015, Maturity: December 23, 2015										
12/1/15	Opening Balance	0.00	0.00	0	0.00	0.000	0.00	0.00	0.00	
12/22/15	MMkt - Bill Invest/Issue	-20,250,000.00	(20,250,000.00)	1	0.80	0.813	0.00	0.00	0.00	
12/23/15	MMkt - Bill Maturity	0.00	20,250,000.00	0	0.80	0.800	450.00	0.00	450.00	
1/1/16	Closing Balance	0.00	0.00	0	0.80	0.800	0.00	0.00	0.00	
							0.813	450.00	0.00	450.00
594223 - Suntrust Capital Markets - Tran Type: COMM PAPER, Start: December 23, 2015, Maturity: January 19, 2016										
12/1/15	Opening Balance	0.00	0.00	0	0.00	0.000	0.00	0.00	0.00	
12/23/15	MMkt - Bill Invest/Issue	-7,500,000.00	(7,500,000.00)	9	1.35	1.374	0.00	0.00	0.00	
1/1/16	Closing Balance	-7,500,000.00	(7,500,000.00)	0	1.35	1.374	2,529.54	0.00	2,529.54	
							1.374	2,529.54	0.00	2,529.54
594224 - Commercial Paper - Tran Type: COMM PAPER, Start: December 23, 2015, Maturity: December 28, 2015										
12/1/15	Opening Balance	0.00	0.00	0	0.00	0.000	0.00	0.00	0.00	
12/23/15	MMkt - Bill Invest/Issue	-42,000,000.00	(42,000,000.00)	5	0.95	0.966	0.00	0.00	0.00	
12/28/15	MMkt - Bill Maturity	0.00	42,000,000.00	0	0.95	0.950	5,541.66	0.00	5,541.66	
1/1/16	Closing Balance	0.00	0.00	0	0.95	0.950	0.00	0.00	0.00	
							0.966	5,541.66	0.00	5,541.66
594225 - Commercial Paper - Tran Type: COMM PAPER, Start: December 23, 2015, Maturity: December 24, 2015										
12/1/15	Opening Balance	0.00	0.00	0	0.00	0.000	0.00	0.00	0.00	
12/23/15	MMkt - Bill Invest/Issue	-80,000,000.00	(80,000,000.00)	1	0.85	0.864	0.00	0.00	0.00	
12/24/15	MMkt - Bill Maturity	0.00	80,000,000.00	0	0.85	0.850	1,888.89	0.00	1,888.89	

Return on Investment - Detail - AST

Between: December 1, 2015 and January 1, 2016

Printed: January 4, 2016 8:53 am

Cash Flow Date	Transaction Description	Orig Curr Balance	Local Currency Equivalent ()							
			Principal Movement	Days	Yield	Adj Yield	Premium/ (Discount)	Interest	Total Cost	
Arkansas State Treasury (Con't)										
Commercial Paper Disc Note Invest (Con't)										
594225 - Commercial Paper - Tran Type: COMM PAPER, Start: December 23, 2015, Maturity: December 24, 2015										
1/1/16	Closing Balance	0.00	0.00	0	0.85	0.850	0.00	0.00	0.00	0.00
							0.864	1,888.89	0.00	1,888.89
594453 - Commercial Paper - Tran Type: COMM PAPER, Start: December 28, 2015, Maturity: December 30, 2015										
12/1/15	Opening Balance	0.00	0.00	0	0.00	0.000	0.00	0.00	0.00	0.00
12/28/15	MMkt - Bill Invest/Issue	-12,000,000.00	(12,000,000.00)	2	0.85	0.864	0.00	0.00	0.00	0.00
12/30/15	MMkt - Bill Maturity	0.00	12,000,000.00	0	0.85	0.850	566.67	0.00	0.00	566.67
1/1/16	Closing Balance	0.00	0.00	0	0.85	0.850	0.00	0.00	0.00	0.00
							0.864	566.67	0.00	566.67
594645 - JP Morgan Chase - Tran Type: COMM PAPER, Start: December 29, 2015, Maturity: January 28, 2016										
12/1/15	Opening Balance	0.00	0.00	0	0.00	0.000	0.00	0.00	0.00	0.00
12/29/15	MMkt - Bill Invest/Issue	-49,000,000.00	(49,000,000.00)	3	1.30	1.323	0.00	0.00	0.00	0.00
1/1/16	Closing Balance	-49,000,000.00	(49,000,000.00)	0	1.30	1.323	5,303.15	0.00	0.00	5,303.15
							1.323	5,303.15	0.00	5,303.15
594646 - Commercial Paper - Tran Type: COMM PAPER, Start: December 29, 2015, Maturity: December 30, 2015										
12/1/15	Opening Balance	0.00	0.00	0	0.00	0.000	0.00	0.00	0.00	0.00
12/29/15	MMkt - Bill Invest/Issue	-25,000,000.00	(25,000,000.00)	1	0.50	0.508	0.00	0.00	0.00	0.00
12/30/15	MMkt - Bill Maturity	0.00	25,000,000.00	0	0.50	0.500	347.22	0.00	0.00	347.22
1/1/16	Closing Balance	0.00	0.00	0	0.50	0.500	0.00	0.00	0.00	0.00
							0.508	347.22	0.00	347.22
594647 - JP Morgan Chase - Tran Type: COMM PAPER, Start: December 29, 2015, Maturity: January 28, 2016										
12/1/15	Opening Balance	0.00	0.00	0	0.00	0.000	0.00	0.00	0.00	0.00
12/29/15	MMkt - Bill Invest/Issue	-6,000,000.00	(6,000,000.00)	3	1.30	1.323	0.00	0.00	0.00	0.00
1/1/16	Closing Balance	-6,000,000.00	(6,000,000.00)	0	1.30	1.323	649.37	0.00	0.00	649.37
							1.323	649.37	0.00	649.37
594911 - Commercial Paper - Tran Type: COMM PAPER, Start: December 30, 2015, Maturity: December 31, 2015										
12/1/15	Opening Balance	0.00	0.00	0	0.00	0.000	0.00	0.00	0.00	0.00
12/30/15	MMkt - Bill Invest/Issue	-70,000,000.00	(70,000,000.00)	1	0.66	0.670	0.00	0.00	0.00	0.00
12/31/15	MMkt - Bill Maturity	0.00	70,000,000.00	0	0.66	0.660	1,283.33	0.00	0.00	1,283.33
1/1/16	Closing Balance	0.00	0.00	0	0.66	0.660	0.00	0.00	0.00	0.00
							0.670	1,283.33	0.00	1,283.33
595090 - UBS - Tran Type: COMM PAPER, Start: December 31, 2015, Maturity: January 7, 2016										

Return on Investment - Detail - AST

Between: December 1, 2015 and January 1, 2016

Printed: January 4, 2016 8:53 am

Cash Flow Date	Transaction Description	Orig Curr Balance	Local Currency Equivalent ()						
			Principal Movement	Days	Yield	Adj Yield	Premium/ (Discount)	Interest	Total Cost
Arkansas State Treasury (Con't)									
Commercial Paper Disc Note Invest (Con't)									
595090 - UBS - Tran Type: COMM PAPER, Start: December 31, 2015, Maturity: January 7, 2016									
12/1/15	Opening Balance	0.00	0.00	0	0.00	0.000	0.00	0.00	0.00
12/31/15	MMkt - Bill Invest/Issue	-10,000,000.00	(10,000,000.00)	1	1.00	1.017	0.00	0.00	0.00
1/1/16	Closing Balance	-10,000,000.00	(10,000,000.00)	0	1.00	1.017	277.73	0.00	277.73
						1.017	277.73	0.00	277.73
Commercial Paper Disc Note						0.709	494,896.78	0.00	494,896.78
Demand Accounts Invest									
000000 - 1STSEC DDA - Tran Type: DDA, Start: July 1, 2004, Maturity: Overnight									
1/4/16	Opening Balance	6,886.16	6,886.16	0	0.45	0.450	0.00	0.34	0.34
1/5/16	Closing Balance	6,886.16	6,886.16	1	0.45	0.450	0.00	0.08	0.08
						0.450	0.00	0.42	0.42
000000 - BOA MAIN - Tran Type: DDA, Start: July 1, 2004, Maturity: Overnight									
1/4/16	Opening Balance	378,775.28	378,775.28	0	0.07	0.070	0.00	1,031,267.83	1,031,267.83
1/5/16	Closing Balance	378,775.28	378,775.28	1	0.07	0.070	0.00	0.73	0.73
						0.070	0.00	1,031,268.56	1,031,268.56
000000 - CENTEN DEP - Tran Type: DDA, Start: July 1, 2004, Maturity: Overnight									
1/4/16	Opening Balance	0.00	0.00	0	0.05	0.050	0.00	0.00	0.00
1/5/16	Closing Balance	0.00	0.00	1	0.05	0.050	0.00	0.00	0.00
						0.00	0.00	0.00	0.00
000000 - CENTENNIAL - Tran Type: DDA, Start: July 1, 2004, Maturity: Overnight									
1/4/16	Opening Balance	136,523,287.56	136,523,287.56	0	0.45	0.450	0.00	919,507.33	919,507.33
1/5/16	Closing Balance	136,523,287.56	136,523,287.56	1	0.45	0.450	0.00	1,683.16	1,683.16
						0.450	0.00	921,190.49	921,190.49
000000 - CHAMBERS - Tran Type: DDA, Start: July 1, 2004, Maturity: Overnight									
1/4/16	Opening Balance	0.00	0.00	0	0.25	0.250	0.00	54,163.18	54,163.18
1/5/16	Closing Balance	0.00	0.00	1	0.25	0.250	0.00	0.00	0.00
						0.00	54,163.18	54,163.18	54,163.18
000000 - DELIGHT - Tran Type: DDA, Start: July 1, 2004, Maturity: Overnight									
1/4/16	Opening Balance	0.00	0.00	0	0.25	0.250	0.00	77,308.71	77,308.71
1/5/16	Closing Balance	0.00	0.00	1	0.25	0.250	0.00	0.00	0.00

Return on Investment - Detail - AST

Between: January 4, 2016 and January 5, 2016

Printed: January 4, 2016 8:53 am

Cash Flow Date	Transaction Description	Orig Curr Balance	Local Currency Equivalent ()							
			Principal Movement	Days	Yield	Adj Yield	Premium/ (Discount)	Interest	Total Cost	
Arkansas State Treasury (Con't)										
Demand Accounts Invest (Con't)										
								0.00	77,308.71	77,308.71
000000 - DELTATRUST - Tran Type: DDA, Start: July 1, 2004, Maturity: Overnight										
1/4/16	Opening Balance	0.00	0.00	0	0.25	0.250	0.00	78,208.54	78,208.54	
1/5/16	Closing Balance	0.00	0.00	1	0.25	0.250	0.00	0.00	0.00	
								0.00	78,208.54	78,208.54
000000 - METRO DDA - Tran Type: DDA, Start: July 1, 2004, Maturity: Overnight										
1/4/16	Opening Balance	0.00	0.00	0	0.25	0.250	0.00	407.55	407.55	
1/5/16	Closing Balance	0.00	0.00	1	0.25	0.250	0.00	0.00	0.00	
								0.00	407.55	407.55
000000 - NEWPORT - Tran Type: DDA, Start: July 1, 2004, Maturity: Overnight										
1/4/16	Opening Balance	0.00	0.00	0	0.20	0.200	0.00	45,907.31	45,907.31	
1/5/16	Closing Balance	0.00	0.00	1	0.20	0.200	0.00	0.00	0.00	
								0.00	45,907.31	45,907.31
000000 - ONE BANK - Tran Type: DDA, Start: July 1, 2004, Maturity: Overnight										
1/4/16	Opening Balance	0.00	0.00	0	0.50	0.500	0.00	12,636.79	12,636.79	
1/5/16	Closing Balance	0.00	0.00	1	0.50	0.500	0.00	0.00	0.00	
								0.00	12,636.79	12,636.79
000000 - OZARKS - Tran Type: DDA, Start: July 1, 2004, Maturity: Overnight										
1/4/16	Opening Balance	140,561,872.97	140,561,872.97	0	0.46	0.460	0.00	389,440.92	389,440.92	
1/5/16	Closing Balance	140,561,872.97	140,561,872.97	1	0.46	0.460	0.00	1,771.46	1,771.46	
								0.460	0.00	391,212.38
000000 - REGIONS - Tran Type: DDA, Start: July 1, 2004, Maturity: Overnight										
1/4/16	Opening Balance	796,273.50	796,273.50	0	0.07	0.070	0.00	243,645.80	243,645.80	
1/5/16	Closing Balance	796,273.50	796,273.50	1	0.07	0.070	0.00	1.53	1.53	
								0.070	0.00	243,647.33
000000 - SIMMONS - Tran Type: DDA, Start: July 1, 2004, Maturity: Overnight										
1/4/16	Opening Balance	60,659,626.09	60,659,626.09	0	0.50	0.500	0.00	982,738.92	982,738.92	
1/5/16	Closing Balance	60,659,626.09	60,659,626.09	1	0.50	0.500	0.00	830.95	830.95	
								0.500	0.00	983,569.87
000000 - SUMMIT - Tran Type: DDA, Start: July 1, 2004, Maturity: Overnight										
1/4/16	Opening Balance	0.00	0.00	0	0.25	0.250	0.00	110,304.62	110,304.62	

Return on Investment - Detail - AST

Between: January 4, 2016 and January 5, 2016

Printed: January 4, 2016 8:53 am

Cash Flow Date	Transaction Description	Orig Curr Balance	Local Currency Equivalent ()							
			Principal Movement	Days	Yield	Adj Yield	Premium/ (Discount)	Interest	Total Cost	
Arkansas State Treasury (Con't)										
Demand Accounts Invest (Con't)										
000000 - SUMMIT - Tran Type: DDA, Start: July 1, 2004, Maturity: Overnight										
1/5/16	Closing Balance	0.00	0.00	1	0.25	0.250	0.00	0.00	0.00	
							0.00	110,304.62	110,304.62	
000000 - TWIN CITY - Tran Type: DDA, Start: July 1, 2004, Maturity: Overnight										
1/4/16	Opening Balance	0.00	0.00	0	0.50	0.500	0.00	0.00	0.00	
1/5/16	Closing Balance	0.00	0.00	1	0.50	0.500	0.00	0.00	0.00	
							0.00	0.00	0.00	
000000 - US BANK - Tran Type: DDA, Start: July 1, 2004, Maturity: Overnight										
1/4/16	Opening Balance	118,833.93	118,833.93	0	0.04	0.035	0.00	79.09	79.09	
1/5/16	Closing Balance	118,833.93	118,833.93	1	0.04	0.035	0.00	0.11	0.11	
							0.035	0.00	79.20	79.20
Demand Accounts						0.462	0.00	3,949,904.95	3,949,904.95	
Federal Farm Credit Invest										
465485 - Simmons First Investment Group - Tran Type: FFC, Start: May 22, 2013, Maturity: December 15, 2015										
12/1/15	Opening Balance	-15,000,000.00	(15,000,000.00)	14	1.08	1.095	0.00	(4,005.49)	(4,005.49)	
12/15/15	Invest - Bond Sale	0.00	15,000,000.00	0	1.08	1.095	0.00	10,236.26	10,236.26	
1/1/16	Closing Balance	0.00	0.00	0	1.08	1.080	0.00	0.00	0.00	
							1.095	0.00	6,230.77	6,230.77
Federal Farm Credit						1.095	0.00	6,230.77	6,230.77	
Federal Home Loan Bank Invest										
465849 - First Tennessee - Tran Type: FHLB, Start: May 24, 2013, Maturity: December 11, 2015										
12/1/15	Opening Balance	-12,750,000.00	(12,750,000.00)	10	0.74	0.750	0.00	(2,358.75)	(2,358.75)	
12/11/15	Invest - Bond Sale	0.00	12,750,000.00	0	0.74	0.750	0.00	4,979.58	4,979.58	
1/1/16	Closing Balance	0.00	0.00	0	0.74	0.740	0.00	0.00	0.00	
							0.750	0.00	2,620.83	2,620.83
468744 - Raymond James & Associates, Inc. - Tran Type: FHLB, Start: June 20, 2013, Maturity: December 15, 2015										
12/1/15	Opening Balance	-12,500,000.00	(12,500,000.00)	14	1.15	1.166	0.00	(64,288.19)	(64,288.19)	
12/15/15	Invest - Bond Sale	0.00	12,500,000.00	0	1.15	1.166	0.00	69,878.47	69,878.47	
1/1/16	Closing Balance	0.00	0.00	0	1.15	1.150	0.00	0.00	0.00	

Return on Investment - Detail - AST

Between: December 1, 2015 and January 1, 2016

Printed: January 4, 2016 8:53 am

Cash Flow Date	Transaction Description	Orig Curr Balance	Local Currency Equivalent ()							
			Principal Movement	Days	Yield	Adj Yield	Premium/ (Discount)	Interest	Total Cost	
Arkansas State Treasury (Con't)										
Federal Home Loan Bank Invest (Con't)										
468983 - STIFEL NICOLAUS - Tran Type: FHLB, Start: June 20, 2013, Maturity: December 15, 2015										
12/1/15	Opening Balance	-9,299,300.20	(9,299,300.20)	14	1.25	1.269	448.66	(51,985.67)	(51,537.01)	
12/15/15	Invest - Bond Sale	0.00	9,299,300.20	0	1.25	1.269	448.66	56,506.16	56,954.82	
1/1/16	Closing Balance	0.00	0.00	0	1.25	1.252	0.00	0.00	0.00	
							1.166	0.00	5,590.28	5,590.28
577542 - Crews & Associates - Tran Type: FHLB, Start: June 11, 2015, Maturity: September 15, 2043										
12/1/15	Opening Balance	-11,861,657.54	(11,861,657.54)	31	2.45	2.482	0.00	(62,603.19)	(62,603.19)	
1/1/16	Closing Balance	-11,861,657.54	(11,861,657.54)	0	2.45	2.482	0.00	87,314.98	87,314.98	
							2.482	0.00	24,711.79	24,711.79
577548 - First National Bankers Bank-Arkansas Region - Tran Type: FHLB, Start: June 15, 2015, Maturity: January 17, 2045										
12/1/15	Opening Balance	-22,099,047.49	(22,099,047.49)	31	2.08	2.105	0.00	(164,515.13)	(164,515.13)	
1/1/16	Closing Balance	-22,099,047.49	(22,099,047.49)	0	2.08	2.105	0.00	201,346.88	201,346.88	
							2.105	0.00	36,831.75	36,831.75
Federal Home Loan Bank							1.898	897.32	74,275.14	75,172.46
Federal Home Loan Mortgage Corporation Invest										
466565 - Raymond James & Associates, Inc. - Tran Type: FHLMC, Start: May 30, 2013, Maturity: December 15, 2015										
12/1/15	Opening Balance	-15,000,000.00	(15,000,000.00)	14	1.13	1.141	0.00	(2,812.50)	(2,812.50)	
12/15/15	Invest - Bond Sale	0.00	15,000,000.00	0	1.13	1.141	0.00	9,375.00	9,375.00	
1/1/16	Closing Balance	0.00	0.00	0	1.13	1.125	0.00	0.00	0.00	
							1.141	0.00	6,562.50	6,562.50
571478 - Federal Home Loan Mortgage Corporation - Tran Type: FHLMC, Start: June 30, 2015, Maturity: July 15, 2042										
12/1/15	Opening Balance	-18,981,000.00	(18,981,000.00)	31	3.35	3.399	(7,476.34)	(250,971.00)	(258,447.34)	
1/1/16	Closing Balance	-18,981,000.00	(18,981,000.00)	0	3.35	3.399	8,962.07	306,332.25	315,294.32	
							3.399	1,485.73	55,361.25	56,846.98
577764 - Crews & Associates - Tran Type: FHLMC, Start: August 27, 2015, Maturity: October 15, 2038										
12/1/15	Opening Balance	-61,187,000.00	(61,187,000.00)	31	1.38	1.402	177,796.51	(39,893.92)	137,902.59	
12/15/15	Invest - Bond Coupon Receipt	-61,187,000.00	0.00	0	1.38	1.402	0.00	74,801.11	74,801.11	
1/1/16	Closing Balance	-61,187,000.00	(61,187,000.00)	0	1.38	1.402	(234,652.38)	39,893.92	(194,758.46)	
							1.402	(56,855.87)	74,801.11	17,945.24

Return on Investment - Detail - AST

Between: December 1, 2015 and January 1, 2016

Printed: January 4, 2016 8:53 am

Cash Flow Date	Transaction Description	Orig Curr Balance	Local Currency Equivalent ()						
			Principal Movement	Days	Yield	Adj Yield	Premium/ (Discount)	Interest	Total Cost
Arkansas State Treasury (Con't)									
Federal Home Loan Mortgage Corporation Invest (Con't)									
577995 - Simmons First Investment Group - Tran Type: FHLMC, Start: August 28, 2015, Maturity: September 15, 2041									
12/1/15	Opening Balance	-14,585,323.00	(14,585,323.00)	31	4.42	4.525	44,761.55	(29,170.65)	15,590.90
12/15/15	Invest - Bond Coupon Receipt	-14,585,323.00	0.00	0	4.42	4.525	0.00	54,694.96	54,694.96
1/1/16	Closing Balance	-14,585,323.00	(14,585,323.00)	0	4.42	4.525	(59,231.02)	29,170.65	(30,060.37)
						4.525	(14,469.47)	54,694.96	40,225.49
577996 - Crews & Associates - Tran Type: FHLMC, Start: August 28, 2015, Maturity: February 16, 2039									
12/1/15	Opening Balance	-42,625,000.00	(42,625,000.00)	31	3.83	3.918	238,122.02	(69,265.63)	168,856.39
12/16/15	Invest - Bond Coupon Receipt	-42,625,000.00	0.00	0	3.83	3.918	0.00	138,531.25	138,531.25
1/1/16	Closing Balance	-42,625,000.00	(42,625,000.00)	0	3.83	3.918	(315,228.43)	69,265.63	(245,962.80)
						3.918	(77,106.41)	138,531.25	61,424.84
577998 - Crews & Associates - Tran Type: FHLMC, Start: August 27, 2015, Maturity: May 15, 2045									
12/1/15	Opening Balance	-14,000,000.00	(14,000,000.00)	31	4.47	4.575	(604.73)	(28,000.00)	(28,604.73)
12/15/15	Invest - Bond Coupon Receipt	-14,000,000.00	0.00	0	4.47	4.575	0.00	52,500.00	52,500.00
1/1/16	Closing Balance	-14,000,000.00	(14,000,000.00)	0	4.47	4.575	797.74	28,000.00	28,797.74
						4.575	193.01	52,500.00	52,693.01
577999 - Crews & Associates - Tran Type: FHLMC, Start: August 27, 2015, Maturity: January 16, 2034									
12/1/15	Opening Balance	-50,453,133.00	(50,453,133.00)	31	3.85	3.937	401,345.92	(81,986.34)	319,359.58
12/16/15	Invest - Bond Coupon Receipt	-50,453,133.00	0.00	0	3.85	3.937	0.00	163,972.68	163,972.68
1/1/16	Closing Balance	-50,453,133.00	(50,453,133.00)	0	3.85	3.937	(530,128.24)	81,986.34	(448,141.90)
						3.937	(128,782.32)	163,972.68	35,190.36
578001 - Crews & Associates - Tran Type: FHLMC, Start: August 27, 2015, Maturity: October 15, 2038									
12/1/15	Opening Balance	-61,187,000.00	(61,187,000.00)	31	3.39	3.463	177,796.51	(95,179.78)	82,616.73
12/15/15	Invest - Bond Coupon Receipt	-61,187,000.00	0.00	0	3.39	3.463	0.00	178,462.08	178,462.08
1/1/16	Closing Balance	-61,187,000.00	(61,187,000.00)	0	3.39	3.463	(234,652.38)	95,179.78	(139,472.60)
						3.463	(56,855.87)	178,462.08	121,606.21
578002 - Crews & Associates - Tran Type: FHLMC, Start: August 27, 2015, Maturity: July 15, 2040									
12/1/15	Opening Balance	-5,608,024.00	(5,608,024.00)	31	6.34	6.520	23,617.18	(15,951.71)	7,665.47
12/15/15	Invest - Bond Coupon Receipt	-5,608,024.00	0.00	0	6.34	6.520	0.00	29,909.46	29,909.46
1/1/16	Closing Balance	-5,608,024.00	(5,608,024.00)	0	6.34	6.520	(31,176.19)	15,951.71	(15,224.48)
						6.520	(7,559.01)	29,909.46	22,350.45
578004 - Simmons First Investment Group - Tran Type: FHLMC, Start: August 26, 2015, Maturity: October 15, 2038									
12/1/15	Opening Balance	-23,000,000.00	(23,000,000.00)	31	4.25	4.352	119,514.19	(46,000.00)	73,514.19

Return on Investment - Detail - AST

Between: December 1, 2015 and January 1, 2016

Printed: January 4, 2016 8:53 am

Cash Flow Date	Transaction Description	Orig Curr Balance	Local Currency Equivalent ()							
			Principal Movement	Days	Yield	Adj Yield	Premium/ (Discount)	Interest	Total Cost	
Arkansas State Treasury (Con't)										
Federal Home Loan Mortgage Corporation Invest (Con't)										
578004 - Simmons First Investment Group - Tran Type: FHLMC, Start: August 26, 2015, Maturity: October 15, 2038										
12/15/15	Invest - Bond Coupon Receipt	-23,000,000.00	0.00	0	4.25	4.352	0.00	86,250.00	86,250.00	
1/1/16	Closing Balance	-23,000,000.00	(23,000,000.00)	0	4.25	4.352	(157,388.68)	46,000.00	(111,388.68)	
							4.352	(37,874.49)	86,250.00	48,375.51
578005 - Bank of Oklahoma Invesments - Tran Type: FHLMC, Start: August 26, 2015, Maturity: April 15, 2043										
12/1/15	Opening Balance	-7,000,000.00	(7,000,000.00)	31	4.98	5.106	27,030.52	(14,000.00)	13,030.52	
12/15/15	Invest - Bond Coupon Receipt	-7,000,000.00	0.00	0	4.98	5.106	0.00	26,250.00	26,250.00	
1/1/16	Closing Balance	-7,000,000.00	(7,000,000.00)	0	4.98	5.106	(35,588.86)	14,000.00	(21,588.86)	
							5.106	(8,558.34)	26,250.00	17,691.66
578231 - First National Bankers Bank-Arkansas Region - Tran Type: FHLMC, Start: August 31, 2015, Maturity: January 15, 2045										
12/1/15	Opening Balance	-58,167,108.00	(58,167,108.00)	31	4.07	4.162	6,737.18	(103,408.19)	(96,671.01)	
12/15/15	Invest - Bond Coupon Receipt	-58,167,108.00	0.00	0	4.07	4.162	0.00	193,890.36	193,890.36	
1/1/16	Closing Balance	-58,167,108.00	(58,167,108.00)	0	4.07	4.162	(8,958.41)	103,408.19	94,449.78	
							4.162	(2,221.23)	193,890.36	191,669.13
578232 - Crews & Associates - Tran Type: FHLMC, Start: August 31, 2015, Maturity: January 16, 2034										
12/1/15	Opening Balance	-625,000.00	(625,000.00)	31	3.84	3.924	4,815.16	(1,015.63)	3,799.53	
12/16/15	Invest - Bond Coupon Receipt	-625,000.00	0.00	0	3.84	3.924	0.00	2,031.25	2,031.25	
1/1/16	Closing Balance	-625,000.00	(625,000.00)	0	3.84	3.924	(6,410.96)	1,015.63	(5,395.33)	
							3.924	(1,595.80)	2,031.25	435.45
578233 - Crews & Associates - Tran Type: FHLMC, Start: August 31, 2015, Maturity: July 16, 2038										
12/1/15	Opening Balance	-3,000,000.00	(3,000,000.00)	31	3.81	3.889	15,036.97	(4,875.00)	10,161.97	
12/16/15	Invest - Bond Coupon Receipt	-3,000,000.00	0.00	0	3.81	3.889	0.00	9,750.00	9,750.00	
1/1/16	Closing Balance	-3,000,000.00	(3,000,000.00)	0	3.81	3.889	(20,011.26)	4,875.00	(15,136.26)	
							3.889	(4,974.29)	9,750.00	4,775.71
578234 - Crews & Associates - Tran Type: FHLMC, Start: August 31, 2015, Maturity: June 30, 2023										
12/1/15	Opening Balance	-15,510,000.00	(15,510,000.00)	31	3.65	3.731	145,090.41	(1,594.08)	143,496.33	
12/30/15	Invest - Bond Coupon Receipt	-15,510,000.00	0.00	0	3.65	3.731	0.00	47,822.50	47,822.50	
1/1/16	Closing Balance	-15,510,000.00	(15,510,000.00)	0	3.65	3.731	(193,229.17)	1,594.08	(191,635.09)	
							3.731	(48,138.76)	47,822.50	(316.26)
579042 - Crews & Associates - Tran Type: FHLMC, Start: August 25, 2015, Maturity: May 15, 2038										
12/1/15	Opening Balance	-10,821,407.00	(10,821,407.00)	31	4.59	4.702	39,645.52	(21,642.81)	18,002.71	
12/15/15	Invest - Bond Coupon Receipt	-10,821,407.00	0.00	0	4.59	4.702	0.00	40,580.28	40,580.28	

Return on Investment - Detail - AST

Between: December 1, 2015 and January 1, 2016

Printed: January 4, 2016 8:53 am

Cash Flow Date	Transaction Description	Orig Curr Balance	Local Currency Equivalent ()							
			Principal Movement	Days	Yield	Adj Yield	Premium/ (Discount)	Interest	Total Cost	
Arkansas State Treasury (Con't)										
Federal Home Loan Mortgage Corporation Invest (Con't)										
579042 - Crews & Associates - Tran Type: FHLMC, Start: August 25, 2015, Maturity: May 15, 2038										
1/1/16	Closing Balance	-10,821,407.00	(10,821,407.00)	0	4.59	4.702	(52,065.50)	21,642.81	(30,422.69)	
			4.702	(12,419.98)	40,580.28	28,160.30				
579043 - Crews & Associates - Tran Type: FHLMC, Start: August 25, 2015, Maturity: July 15, 2041										
12/1/15	Opening Balance	-4,500,000.00	(4,500,000.00)	31	4.61	4.717	19,227.33	(9,000.00)	10,227.33	
12/15/15	Invest - Bond Coupon Receipt	-4,500,000.00	0.00	0	4.61	4.717	0.00	16,875.00	16,875.00	
1/1/16	Closing Balance	-4,500,000.00	(4,500,000.00)	0	4.61	4.717	(25,253.26)	9,000.00	(16,253.26)	
			4.717	(6,025.93)	16,875.00	10,849.07				
579044 - Suntrust Capital Markets - Tran Type: FHLMC, Start: August 20, 2015, Maturity: December 20, 2036										
12/1/15	Opening Balance	-10,000,000.00	(10,000,000.00)	31	4.29	4.387	(3,792.33)	(13,750.00)	(17,542.33)	
12/20/15	Invest - Bond Coupon Receipt	-10,000,000.00	0.00	0	4.29	4.387	0.00	37,500.00	37,500.00	
1/1/16	Closing Balance	-10,000,000.00	(10,000,000.00)	0	4.29	4.387	4,919.05	13,750.00	18,669.05	
			4.387	1,126.72	37,500.00	38,626.72				
579046 - JP Morgan Chase - Tran Type: FHLMC, Start: August 20, 2015, Maturity: September 15, 2040										
12/1/15	Opening Balance	-32,000,000.00	(32,000,000.00)	31	3.47	3.548	368.34	(49,777.78)	(49,409.44)	
12/15/15	Invest - Bond Coupon Receipt	-32,000,000.00	0.00	0	3.47	3.548	0.00	93,333.33	93,333.33	
1/1/16	Closing Balance	-32,000,000.00	(32,000,000.00)	0	3.47	3.548	(477.75)	49,777.78	49,300.03	
			3.548	(109.41)	93,333.33	93,223.92				
579049 - Commerce Bank - Tran Type: FHLMC, Start: August 18, 2015, Maturity: July 15, 2045										
12/1/15	Opening Balance	-37,500,000.00	(37,500,000.00)	31	3.47	3.540	(1,257.52)	(58,333.33)	(59,590.85)	
12/15/15	Invest - Bond Coupon Receipt	-37,500,000.00	0.00	0	3.47	3.540	0.00	109,375.00	109,375.00	
1/1/16	Closing Balance	-37,500,000.00	(37,500,000.00)	0	3.47	3.540	1,623.79	58,333.33	59,957.12	
			3.540	366.27	109,375.00	109,741.27				
579050 - Simmons First Investment Group - Tran Type: FHLMC, Start: August 17, 2015, Maturity: January 15, 2045										
12/1/15	Opening Balance	-46,858,000.00	(46,858,000.00)	31	4.07	4.165	18,954.91	(83,303.11)	(64,348.20)	
12/15/15	Invest - Bond Coupon Receipt	-46,858,000.00	0.00	0	4.07	4.165	0.00	156,193.33	156,193.33	
1/1/16	Closing Balance	-46,858,000.00	(46,858,000.00)	0	4.07	4.165	(24,424.15)	83,303.11	58,878.96	
			4.165	(5,469.24)	156,193.33	150,724.09				
579051 - Crews & Associates - Tran Type: FHLMC, Start: August 14, 2015, Maturity: May 15, 2042										
12/1/15	Opening Balance	-3,000,000.00	(3,000,000.00)	31	5.13	5.259	13,255.90	(6,666.67)	6,589.23	
12/15/15	Invest - Bond Coupon Receipt	-3,000,000.00	0.00	0	5.13	5.259	0.00	12,500.00	12,500.00	
1/1/16	Closing Balance	-3,000,000.00	(3,000,000.00)	0	5.13	5.259	(16,983.36)	6,666.67	(10,316.69)	

Return on Investment - Detail - AST

Between: December 1, 2015 and January 1, 2016

Printed: January 4, 2016 8:53 am

Cash Flow Date	Transaction Description	Orig Curr Balance	Local Currency Equivalent ()							
			Principal Movement	Days	Yield	Adj Yield	Premium/ (Discount)	Interest	Total Cost	
Arkansas State Treasury (Con't)										
Federal Home Loan Mortgage Corporation Invest (Con't)										
579052 - Commerce Bank - Tran Type: FHLMC, Start: August 14, 2015, Maturity: January 15, 2045										
12/1/15	Opening Balance	-22,716,491.00	(22,716,491.00)	31	3.81	3.895	2,754.74	(40,384.87)	(37,630.13)	
12/15/15	Invest - Bond Coupon Receipt	-22,716,491.00	0.00	0	3.81	3.895	0.00	75,721.64	75,721.64	
1/1/16	Closing Balance	-22,716,491.00	(22,716,491.00)	0	3.81	3.895	(3,527.16)	40,384.87	36,857.71	
							3.895	(772.42)	75,721.64	74,949.22
579054 - Crews & Associates - Tran Type: FHLMC, Start: August 10, 2015, Maturity: January 15, 2045										
12/1/15	Opening Balance	-50,000,000.00	(50,000,000.00)	31	4.07	4.162	21,348.36	(88,888.89)	(67,540.53)	
12/15/15	Invest - Bond Coupon Receipt	-50,000,000.00	0.00	0	4.07	4.162	0.00	166,666.67	166,666.67	
1/1/16	Closing Balance	-50,000,000.00	(50,000,000.00)	0	4.07	4.162	(27,119.81)	88,888.89	61,769.08	
							4.162	(5,771.45)	166,666.67	160,895.22
579056 - Simmons First Investment Group - Tran Type: FHLMC, Start: August 10, 2015, Maturity: September 15, 2044										
12/1/15	Opening Balance	-3,000,000.00	(3,000,000.00)	31	4.06	4.154	1,628.10	(5,333.33)	(3,705.23)	
12/15/15	Invest - Bond Coupon Receipt	-3,000,000.00	0.00	0	4.06	4.154	0.00	10,000.00	10,000.00	
1/1/16	Closing Balance	-3,000,000.00	(3,000,000.00)	0	4.06	4.154	(2,068.28)	5,333.33	3,265.05	
							4.154	(440.18)	10,000.00	9,559.82
585300 - Crews & Associates - Tran Type: FHLMC, Start: October 15, 2015, Maturity: March 1, 2028										
12/1/15	Opening Balance	-15,000,000.00	(15,000,000.00)	31	3.91	4.001	54,914.47	(50,000.00)	4,914.47	
12/1/15	Invest - Bond Coupon Receipt	-15,000,000.00	0.00	0	3.91	4.001	0.00	50,000.00	50,000.00	
1/1/16	Closing Balance	-15,000,000.00	(15,000,000.00)	0	3.91	4.001	(90,840.13)	50,000.00	(40,840.13)	
							4.001	(35,925.66)	50,000.00	14,074.34
585301 - STIFEL NICOLAUS - Tran Type: FHLMC, Start: October 15, 2015, Maturity: July 15, 2044										
12/1/15	Opening Balance	-15,000,000.00	(15,000,000.00)	31	3.95	4.037	17,490.74	(26,666.67)	(9,175.93)	
12/15/15	Invest - Bond Coupon Receipt	-15,000,000.00	0.00	0	3.95	4.037	0.00	50,000.00	50,000.00	
1/1/16	Closing Balance	-15,000,000.00	(15,000,000.00)	0	3.95	4.037	(28,909.10)	26,666.67	(2,242.43)	
							4.037	(11,418.36)	50,000.00	38,581.64
585725 - STIFEL NICOLAUS - Tran Type: FHLMC, Start: October 15, 2015, Maturity: February 15, 2044										
12/1/15	Opening Balance	-6,000,000.00	(6,000,000.00)	31	3.94	4.030	5,578.92	(10,666.67)	(5,087.75)	
12/15/15	Invest - Bond Coupon Receipt	-6,000,000.00	0.00	0	3.94	4.030	0.00	20,000.00	20,000.00	
1/1/16	Closing Balance	-6,000,000.00	(6,000,000.00)	0	3.94	4.030	(9,220.24)	10,666.67	1,446.43	
							4.030	(3,641.32)	20,000.00	16,358.68

Return on Investment - Detail - AST

Between: December 1, 2015 and January 1, 2016

Printed: January 4, 2016 8:53 am

Cash Flow Date	Transaction Description	Orig Curr Balance	Local Currency Equivalent ()							
			Principal Movement	Days	Yield	Adj Yield	Premium/ (Discount)	Interest	Total Cost	
Arkansas State Treasury (Con't)										
Federal Home Loan Mortgage Corporation Invest (Con't)										
585727 - STIFEL NICOLAUS - Tran Type: FHLMC, Start: October 16, 2015, Maturity: October 15, 2044										
12/1/15	Opening Balance	-51,850,313.00	(51,850,313.00)	31	3.89	3.979	9,012.40	(92,178.33)	(83,165.93)	
12/15/15	Invest - Bond Coupon Receipt	-51,850,313.00	0.00	0	3.89	3.979	0.00	172,834.38	172,834.38	
1/1/16	Closing Balance	-51,850,313.00	(51,850,313.00)	0	3.89	3.979	(15,021.57)	92,178.33	77,156.76	
							3.979	(6,009.17)	172,834.38	166,825.21
585728 - Crews & Associates - Tran Type: FHLMC, Start: October 16, 2015, Maturity: July 15, 2043										
12/1/15	Opening Balance	-5,986,956.00	(5,986,956.00)	31	4.41	4.517	7,589.98	(11,973.91)	(4,383.93)	
12/15/15	Invest - Bond Coupon Receipt	-5,986,956.00	0.00	0	4.41	4.517	0.00	22,451.09	22,451.09	
1/1/16	Closing Balance	-5,986,956.00	(5,986,956.00)	0	4.41	4.517	(12,655.49)	11,973.91	(681.58)	
							4.517	(5,065.51)	22,451.09	17,385.58
585729 - Crews & Associates - Tran Type: FHLMC, Start: October 19, 2015, Maturity: July 15, 2040										
12/1/15	Opening Balance	-17,650,000.00	(17,650,000.00)	31	3.96	4.049	36,939.01	(31,377.78)	5,561.23	
12/15/15	Invest - Bond Coupon Receipt	-17,650,000.00	0.00	0	3.96	4.049	0.00	58,833.33	58,833.33	
1/1/16	Closing Balance	-17,650,000.00	(17,650,000.00)	0	3.96	4.049	(63,372.92)	31,377.78	(31,995.14)	
							4.049	(26,433.91)	58,833.33	32,399.42
585730 - Crews & Associates - Tran Type: FHLMC, Start: October 20, 2015, Maturity: July 16, 2038										
12/1/15	Opening Balance	-8,626,000.00	(8,626,000.00)	31	3.82	3.906	20,463.15	(14,017.25)	6,445.90	
12/16/15	Invest - Bond Coupon Receipt	-8,626,000.00	0.00	0	3.82	3.906	0.00	28,034.50	28,034.50	
1/1/16	Closing Balance	-8,626,000.00	(8,626,000.00)	0	3.82	3.906	(35,467.97)	14,017.25	(21,450.72)	
							3.906	(15,004.82)	28,034.50	13,029.68
585731 - Crews & Associates - Tran Type: FHLMC, Start: October 20, 2015, Maturity: August 16, 2033										
12/1/15	Opening Balance	-11,590,000.00	(11,590,000.00)	31	3.46	3.539	30,351.82	(16,902.08)	13,449.74	
12/16/15	Invest - Bond Coupon Receipt	-11,590,000.00	0.00	0	3.46	3.539	0.00	33,804.17	33,804.17	
1/1/16	Closing Balance	-11,590,000.00	(11,590,000.00)	0	3.46	3.539	(52,612.49)	16,902.08	(35,710.41)	
							3.539	(22,260.67)	33,804.17	11,543.50
585735 - Commerce Bank - Tran Type: FHLMC, Start: October 22, 2015, Maturity: May 15, 2045										
12/1/15	Opening Balance	-13,110,787.00	(13,110,787.00)	31	4.44	4.543	8,743.30	(26,221.57)	(17,478.27)	
12/15/15	Invest - Bond Coupon Receipt	-13,110,787.00	0.00	0	4.44	4.543	0.00	49,165.45	49,165.45	
1/1/16	Closing Balance	-13,110,787.00	(13,110,787.00)	0	4.44	4.543	(15,473.02)	26,221.57	10,748.55	
							4.543	(6,729.72)	49,165.45	42,435.73
585737 - Commerce Bank - Tran Type: FHLMC, Start: October 23, 2015, Maturity: October 15, 2019										
12/1/15	Opening Balance	-2,228,000.00	(2,228,000.00)	31	3.83	3.919	8,538.10	(3,960.89)	4,577.21	

Return on Investment - Detail - AST

Between: December 1, 2015 and January 1, 2016

Printed: January 4, 2016 8:53 am

Cash Flow Date	Transaction Description	Orig Curr Balance	Local Currency Equivalent ()							
			Principal Movement	Days	Yield	Adj Yield	Premium/ (Discount)	Interest	Total Cost	
Arkansas State Treasury (Con't)										
Federal Home Loan Mortgage Corporation Invest (Con't)										
585737 - Commerce Bank - Tran Type: FHLMC, Start: October 23, 2015, Maturity: October 15, 2019										
12/15/15	Invest - Bond Coupon Receipt	-2,228,000.00	0.00	0	3.83	3.919	0.00	7,426.67	7,426.67	
1/1/16	Closing Balance	-2,228,000.00	(2,228,000.00)	0	3.83	3.919	(15,302.58)	3,960.89	(11,341.69)	
						3.919	(6,764.48)	7,426.67	662.19	
585738 - Crews & Associates - Tran Type: FHLMC, Start: October 23, 2015, Maturity: April 16, 2041										
12/1/15	Opening Balance	-6,000,000.00	(6,000,000.00)	31	3.45	3.524	8,785.82	(8,750.00)	35.82	
12/16/15	Invest - Bond Coupon Receipt	-6,000,000.00	0.00	0	3.45	3.524	0.00	17,500.00	17,500.00	
1/1/16	Closing Balance	-6,000,000.00	(6,000,000.00)	0	3.45	3.524	(15,731.38)	8,750.00	(6,981.38)	
						3.524	(6,945.56)	17,500.00	10,554.44	
585739 - Crews & Associates - Tran Type: FHLMC, Start: October 23, 2015, Maturity: May 16, 2042										
12/1/15	Opening Balance	-3,500,000.00	(3,500,000.00)	31	3.26	3.333	4,511.84	(4,812.50)	(300.66)	
12/16/15	Invest - Bond Coupon Receipt	-3,500,000.00	0.00	0	3.26	3.333	0.00	9,625.00	9,625.00	
1/1/16	Closing Balance	-3,500,000.00	(3,500,000.00)	0	3.26	3.333	(8,078.07)	4,812.50	(3,265.57)	
						3.333	(3,566.23)	9,625.00	6,058.77	
585740 - Crews & Associates - Tran Type: FHLMC, Start: October 26, 2015, Maturity: August 15, 2038										
12/1/15	Opening Balance	-6,500,000.00	(6,500,000.00)	31	3.30	3.370	15,778.33	(10,111.11)	5,667.22	
12/15/15	Invest - Bond Coupon Receipt	-6,500,000.00	0.00	0	3.30	3.370	0.00	18,958.33	18,958.33	
1/1/16	Closing Balance	-6,500,000.00	(6,500,000.00)	0	3.30	3.370	(29,334.11)	10,111.11	(19,223.00)	
						3.370	(13,555.78)	18,958.33	5,402.55	
585741 - Institutional Investment Securities - Tran Type: FHLMC, Start: October 22, 2015, Maturity: September 15, 2028										
12/1/15	Opening Balance	-17,220,600.00	(17,220,600.00)	31	3.68	3.763	84,006.98	(30,614.40)	53,392.58	
12/15/15	Invest - Bond Coupon Receipt	-17,220,600.00	0.00	0	3.68	3.763	0.00	57,402.00	57,402.00	
1/1/16	Closing Balance	-17,220,600.00	(17,220,600.00)	0	3.68	3.763	(148,915.78)	30,614.40	(118,301.38)	
						3.763	(64,908.80)	57,402.00	(7,506.80)	
586150 - Commerce Bank - Tran Type: FHLMC, Start: October 30, 2015, Maturity: November 16, 2044										
12/1/15	Opening Balance	-3,000,000.00	(3,000,000.00)	31	3.70	3.777	1,253.91	(4,750.00)	(3,496.09)	
12/16/15	Invest - Bond Coupon Receipt	-3,000,000.00	0.00	0	3.70	3.777	0.00	9,500.00	9,500.00	
1/1/16	Closing Balance	-3,000,000.00	(3,000,000.00)	0	3.70	3.777	(2,467.88)	4,750.00	2,282.12	
						3.777	(1,213.97)	9,500.00	8,286.03	
586154 - Crews & Associates - Tran Type: FHLMC, Start: October 28, 2015, Maturity: July 15, 2037										
12/1/15	Opening Balance	-3,000,000.00	(3,000,000.00)	31	3.84	3.924	5,324.93	(5,333.33)	(8.40)	
12/15/15	Invest - Bond Coupon Receipt	-3,000,000.00	0.00	0	3.84	3.924	0.00	10,000.00	10,000.00	

Return on Investment - Detail - AST

Between: December 1, 2015 and January 1, 2016

Printed: January 4, 2016 8:53 am

Cash Flow Date	Transaction Description	Orig Curr Balance	Local Currency Equivalent ()							
			Principal Movement	Days	Yield	Adj Yield	Premium/ (Discount)	Interest	Total Cost	
Arkansas State Treasury (Con't)										
Federal Home Loan Mortgage Corporation Invest (Con't)										
586154 - Crews & Associates - Tran Type: FHLMC, Start: October 28, 2015, Maturity: July 15, 2037										
1/1/16	Closing Balance	-3,000,000.00	(3,000,000.00)	0	3.84	3.924	(10,174.25)	5,333.33	(4,840.92)	
							3.924	(4,849.32)	10,000.00	5,150.68
586155 - Simmons First Investment Group - Tran Type: FHLMC, Start: October 28, 2015, Maturity: October 15, 2039										
12/1/15	Opening Balance	-18,671,000.00	(18,671,000.00)	31	3.29	3.363	15,377.48	(29,043.78)	(13,666.30)	
12/15/15	Invest - Bond Coupon Receipt	-18,671,000.00	0.00	0	3.29	3.363	0.00	54,457.08	54,457.08	
1/1/16	Closing Balance	-18,671,000.00	(18,671,000.00)	0	3.29	3.363	(29,368.37)	29,043.78	(324.59)	
							3.363	(13,990.89)	54,457.08	40,466.19
586157 - Crews & Associates - Tran Type: FHLMC, Start: October 30, 2015, Maturity: May 15, 2038										
12/1/15	Opening Balance	-26,529,473.00	(26,529,473.00)	31	3.84	3.927	29,925.55	(47,163.51)	(17,237.96)	
12/15/15	Invest - Bond Coupon Receipt	-26,529,473.00	0.00	0	3.84	3.927	0.00	88,431.58	88,431.58	
1/1/16	Closing Balance	-26,529,473.00	(26,529,473.00)	0	3.84	3.927	(58,918.98)	47,163.51	(11,755.47)	
							3.927	(28,993.43)	88,431.58	59,438.15
586159 - Crews & Associates - Tran Type: FHLMC, Start: October 28, 2015, Maturity: February 15, 2039										
12/1/15	Opening Balance	-5,000,000.00	(5,000,000.00)	31	4.40	4.504	7,057.56	(10,000.00)	(2,942.44)	
12/15/15	Invest - Bond Coupon Receipt	-5,000,000.00	0.00	0	4.40	4.504	0.00	18,750.00	18,750.00	
1/1/16	Closing Balance	-5,000,000.00	(5,000,000.00)	0	4.40	4.504	(13,482.45)	10,000.00	(3,482.45)	
							4.504	(6,424.89)	18,750.00	12,325.11
586368 - Morgan Stanley - Tran Type: FHLMC, Start: November 2, 2015, Maturity: February 15, 2018										
12/1/15	Opening Balance	-19,224,824.00	(19,224,824.00)	31	3.24	3.307	427,401.20	(42,721.83)	384,679.37	
12/15/15	Invest - Bond Coupon Receipt	-19,224,824.00	0.00	0	3.24	3.307	0.00	80,103.43	80,103.43	
1/1/16	Closing Balance	-19,224,824.00	(19,224,824.00)	0	3.24	3.307	(879,877.93)	42,721.83	(837,156.10)	
							3.307	(452,476.73)	80,103.43	(372,373.30)
586757 - JP Morgan Chase - Tran Type: FHLMC, Start: November 17, 2015, Maturity: May 15, 2020										
12/1/15	Opening Balance	-100,000,000.00	(100,000,000.00)	31	6.20	6.374	532,855.43	(288,888.89)	243,966.54	
12/15/15	Invest - Bond Coupon Receipt	-100,000,000.00	0.00	0	6.20	6.374	0.00	541,666.67	541,666.67	
1/1/16	Closing Balance	-100,000,000.00	(100,000,000.00)	0	6.20	6.374	(1,684,589.58)	288,888.89	(1,395,700.69)	
							6.374	(1,151,734.15)	541,666.67	(610,067.48)
587149 - JP Morgan Chase - Tran Type: FHLMC, Start: November 6, 2015, Maturity: February 15, 2039										
12/1/15	Opening Balance	-15,811,200.00	(15,811,200.00)	31	3.39	3.457	14,880.77	(24,595.20)	(9,714.43)	
12/15/15	Invest - Bond Coupon Receipt	-15,811,200.00	0.00	0	3.39	3.457	0.00	46,116.00	46,116.00	
1/1/16	Closing Balance	-15,811,200.00	(15,811,200.00)	0	3.39	3.457	(32,756.81)	24,595.20	(8,161.61)	

Return on Investment - Detail - AST

Between: December 1, 2015 and January 1, 2016

Printed: January 4, 2016 8:53 am

Cash Flow Date	Transaction Description	Orig Curr Balance	Local Currency Equivalent ()							
			Principal Movement	Days	Yield	Adj Yield	Premium/ (Discount)	Interest	Total Cost	
Arkansas State Treasury (Con't)										
Federal Home Loan Mortgage Corporation Invest (Con't)										
							3.457	(17,876.04)	46,116.00	28,239.96
588677 - JP Morgan Chase - Tran Type: FHLMC, Start: November 12, 2015, Maturity: March 15, 2040										
12/1/15	Opening Balance	-39,675,000.00	(39,675,000.00)	31	3.29	3.356	427.21	(61,716.67)	(61,289.46)	
12/15/15	Invest - Bond Coupon Receipt	-39,675,000.00	0.00	0	3.29	3.356	0.00	115,718.75	115,718.75	
1/1/16	Closing Balance	-39,675,000.00	(39,675,000.00)	0	3.29	3.356	(1,101.76)	61,716.67	60,614.91	
							3.356	(674.55)	115,718.75	115,044.20
589775 - JP Morgan Chase - Tran Type: FHLMC, Start: November 20, 2015, Maturity: August 16, 2033										
12/1/15	Opening Balance	-2,138,000.00	(2,138,000.00)	31	3.47	3.546	1,515.19	(3,117.92)	(1,602.73)	
12/16/15	Invest - Bond Coupon Receipt	-2,138,000.00	0.00	0	3.47	3.546	0.00	6,235.83	6,235.83	
1/1/16	Closing Balance	-2,138,000.00	(2,138,000.00)	0	3.47	3.546	(5,653.18)	3,117.92	(2,535.26)	
							3.546	(4,137.99)	6,235.83	2,097.84
589969 - Crews & Associates - Tran Type: FHLMC, Start: November 20, 2015, Maturity: April 15, 2043										
12/1/15	Opening Balance	-15,000,000.00	(15,000,000.00)	31	3.88	3.968	3,627.13	(26,666.67)	(23,039.54)	
12/15/15	Invest - Bond Coupon Receipt	-15,000,000.00	0.00	0	3.88	3.968	0.00	50,000.00	50,000.00	
1/1/16	Closing Balance	-15,000,000.00	(15,000,000.00)	0	3.88	3.968	(13,523.91)	26,666.67	13,142.76	
							3.968	(9,896.78)	50,000.00	40,103.22
589970 - Commerce Bank - Tran Type: FHLMC, Start: November 23, 2015, Maturity: March 15, 2035										
12/1/15	Opening Balance	-8,675,000.00	(8,675,000.00)	31	5.10	5.224	6,507.12	(21,205.56)	(14,698.44)	
12/15/15	Invest - Bond Coupon Receipt	-8,675,000.00	0.00	0	5.10	5.224	0.00	39,760.42	39,760.42	
1/1/16	Closing Balance	-8,675,000.00	(8,675,000.00)	0	5.10	5.224	(30,953.75)	21,205.56	(9,748.19)	
							5.224	(24,446.63)	39,760.42	15,313.79
590257 - Crews & Associates - Tran Type: FHLMC, Start: November 18, 2015, Maturity: November 15, 2040										
12/1/15	Opening Balance	-5,000,000.00	(5,000,000.00)	31	4.51	4.621	3,760.78	(10,000.00)	(6,239.22)	
12/15/15	Invest - Bond Coupon Receipt	-5,000,000.00	0.00	0	4.51	4.621	0.00	18,750.00	18,750.00	
1/1/16	Closing Balance	-5,000,000.00	(5,000,000.00)	0	4.51	4.621	(12,450.66)	10,000.00	(2,450.66)	
							4.621	(8,689.88)	18,750.00	10,060.12
590499 - Multi-Bank SEC, Inc. - Tran Type: FHLMC, Start: November 27, 2015, Maturity: November 15, 2024										
12/1/15	Opening Balance	-13,612,860.00	(13,612,860.00)	31	4.16	4.252	4,134.93	(27,225.72)	(23,090.79)	
12/15/15	Invest - Bond Coupon Receipt	-13,612,860.00	0.00	0	4.16	4.252	0.00	51,048.23	51,048.23	
1/1/16	Closing Balance	-13,612,860.00	(13,612,860.00)	0	4.16	4.252	(35,188.33)	27,225.72	(7,962.61)	
							4.252	(31,053.40)	51,048.23	19,994.83

Return on Investment - Detail - AST

Between: December 1, 2015 and January 1, 2016

Printed: January 4, 2016 8:53 am

Cash Flow Date	Transaction Description	Orig Curr Balance	Local Currency Equivalent ()						
			Principal Movement	Days	Yield	Adj Yield	Premium/ (Discount)	Interest	Total Cost
Arkansas State Treasury (Con't)									
Federal Home Loan Mortgage Corporation Invest (Con't)									
590501 - BOA Securities, LLC MM - Tran Type: FHLMC, Start: November 30, 2015, Maturity: November 15, 2045									
12/1/15	Opening Balance	-179,099,000.00	(179,099,000.00)	31	2.94	2.997	(203.31)	(238,798.67)	(239,001.98)
12/15/15	Invest - Bond Coupon Receipt	-179,099,000.00	0.00	0	2.94	2.997	0.00	447,747.50	447,747.50
1/1/16	Closing Balance	-179,099,000.00	(179,099,000.00)	0	2.94	2.997	6,302.84	238,798.67	245,101.51
						2.997	6,099.53	447,747.50	453,847.03
590933 - BOA Securities, LLC MM - Tran Type: FHLMC, Start: December 1, 2015, Maturity: November 30, 2045									
12/1/15	Opening Balance	0.00	0.00	0	0.00	0.000	0.00	0.00	0.00
12/1/15	Invest - Bond Purchase	-150,000,000.00	(150,000,000.00)	31	2.92	2.979	0.00	0.00	0.00
12/30/15	Invest - Bond Coupon Receipt	-150,000,000.00	0.00	0	2.92	2.979	0.00	375,000.00	375,000.00
1/1/16	Closing Balance	-150,000,000.00	(150,000,000.00)	0	2.92	2.979	6,494.01	12,500.00	18,994.01
						2.979	6,494.01	387,500.00	393,994.01
591364 - Commerce Bank - Tran Type: FHLMC, Start: December 8, 2015, Maturity: November 15, 2038									
12/1/15	Opening Balance	0.00	0.00	0	0.00	0.000	0.00	0.00	0.00
12/8/15	Invest - Bond Purchase	-35,088,000.00	(35,088,000.00)	24	5.41	5.545	0.00	(1,055.58)	(1,055.58)
12/15/15	Invest - Bond Coupon Receipt	-35,088,000.00	0.00	0	5.41	5.545	0.00	160,820.00	160,820.00
1/1/16	Closing Balance	-35,088,000.00	(35,088,000.00)	0	5.41	5.545	(65,140.65)	85,770.67	20,630.02
						5.545	(65,140.65)	245,535.09	180,394.44
591365 - Crews & Associates - Tran Type: FHLMC, Start: December 9, 2015, Maturity: August 15, 2045									
12/1/15	Opening Balance	0.00	0.00	0	0.00	0.000	0.00	0.00	0.00
12/9/15	Invest - Bond Purchase	-19,245,655.00	(19,245,655.00)	23	3.22	3.291	0.00	(3,810.64)	(3,810.64)
12/15/15	Invest - Bond Coupon Receipt	-19,245,655.00	0.00	0	3.22	3.291	0.00	56,133.16	56,133.16
1/1/16	Closing Balance	-19,245,655.00	(19,245,655.00)	0	3.22	3.291	(23,906.26)	29,937.69	6,031.43
						3.291	(23,906.26)	82,260.21	58,353.95
592637 - Morgan Stanley - Tran Type: FHLMC, Start: December 9, 2015, Maturity: September 16, 2040									
12/1/15	Opening Balance	0.00	0.00	0	0.00	0.000	0.00	0.00	0.00
12/9/15	Invest - Bond Purchase	-2,000,000.00	(2,000,000.00)	23	4.33	4.434	0.00	(460.63)	(460.63)
12/16/15	Invest - Bond Coupon Receipt	-2,000,000.00	0.00	0	4.33	4.434	0.00	7,500.00	7,500.00
1/1/16	Closing Balance	-2,000,000.00	(2,000,000.00)	0	4.33	4.434	(2,424.33)	3,750.00	1,325.67
						4.434	(2,424.33)	10,789.37	8,365.04
592639 - Crews & Associates - Tran Type: FHLMC, Start: December 9, 2015, Maturity: December 15, 2043									
12/1/15	Opening Balance	0.00	0.00	0	0.00	0.000	0.00	0.00	0.00
12/9/15	Invest - Bond Purchase	-20,000,000.00	(20,000,000.00)	23	3.90	3.992	0.00	(10,519.19)	(10,519.19)

Return on Investment - Detail - AST

Between: December 1, 2015 and January 1, 2016

Printed: January 4, 2016 8:53 am

Cash Flow Date	Transaction Description	Orig Curr Balance	Local Currency Equivalent ()						
			Principal Movement	Days	Yield	Adj Yield	Premium/ (Discount)	Interest	Total Cost
Arkansas State Treasury (Con't)									
Federal Home Loan Mortgage Corporation Invest (Con't)									
592639 - Crews & Associates - Tran Type: FHLMC, Start: December 9, 2015, Maturity: December 15, 2043									
12/15/15	Invest - Bond Coupon Receipt	-20,000,000.00	0.00	0	3.90	3.992	0.00	66,666.67	66,666.67
1/1/16	Closing Balance	-20,000,000.00	(20,000,000.00)	0	3.90	3.992	(7,777.98)	35,555.56	27,777.58
						3.992	(7,777.98)	91,703.04	83,925.06
593052 - Commerce Bank - Tran Type: FHLMC, Start: December 9, 2015, Maturity: March 15, 2044									
12/1/15	Opening Balance	0.00	0.00	0	0.00	0.000	0.00	0.00	0.00
12/9/15	Invest - Bond Purchase	-14,205,000.00	(14,205,000.00)	23	4.36	4.462	0.00	(8,986.14)	(8,986.14)
12/15/15	Invest - Bond Coupon Receipt	-14,205,000.00	0.00	0	4.36	4.462	0.00	53,268.75	53,268.75
1/1/16	Closing Balance	-14,205,000.00	(14,205,000.00)	0	4.36	4.462	(882.90)	28,410.00	27,527.10
						4.462	(882.90)	72,692.61	71,809.71
593057 - Commerce Bank - Tran Type: FHLMC, Start: November 4, 2015, Maturity: June 15, 2029									
12/1/15	Opening Balance	-3,600,000.00	(3,600,000.00)	31	4.71	4.827	5,560.06	(8,000.00)	(2,439.94)
12/15/15	Invest - Bond Coupon Receipt	-3,600,000.00	0.00	0	4.71	4.827	0.00	15,000.00	15,000.00
1/1/16	Closing Balance	-3,600,000.00	(3,600,000.00)	0	4.71	4.827	(11,748.30)	8,000.00	(3,748.30)
						4.827	(6,188.24)	15,000.00	8,811.76
593058 - Commerce Bank - Tran Type: FHLMC, Start: November 4, 2015, Maturity: October 15, 2035									
12/1/15	Opening Balance	-14,357,329.00	(14,357,329.00)	31	5.07	5.194	13,661.24	(35,095.69)	(21,434.45)
12/15/15	Invest - Bond Coupon Receipt	-14,357,329.00	0.00	0	5.07	5.194	0.00	65,804.42	65,804.42
1/1/16	Closing Balance	-14,357,329.00	(14,357,329.00)	0	5.07	5.194	(28,856.16)	35,095.69	6,239.53
						5.194	(15,194.92)	65,804.42	50,609.50
593059 - Commerce Bank - Tran Type: FHLMC, Start: November 5, 2015, Maturity: April 15, 2036									
12/1/15	Opening Balance	-13,500,000.00	(13,500,000.00)	31	4.78	4.895	28,444.08	(30,000.00)	(1,555.92)
12/15/15	Invest - Bond Coupon Receipt	-13,500,000.00	0.00	0	4.78	4.895	0.00	56,250.00	56,250.00
1/1/16	Closing Balance	-13,500,000.00	(13,500,000.00)	0	4.78	4.895	(61,341.14)	30,000.00	(31,341.14)
						4.895	(32,897.06)	56,250.00	23,352.94
593060 - Commerce Bank - Tran Type: FHLMC, Start: November 6, 2015, Maturity: March 15, 2020									
12/1/15	Opening Balance	-1,617,000.00	(1,617,000.00)	31	3.79	3.873	4,596.08	(2,874.67)	1,721.41
12/15/15	Invest - Bond Coupon Receipt	-1,617,000.00	0.00	0	3.79	3.873	0.00	5,390.00	5,390.00
1/1/16	Closing Balance	-1,617,000.00	(1,617,000.00)	0	3.79	3.873	(10,129.21)	2,874.67	(7,254.54)
						3.873	(5,533.13)	5,390.00	(143.13)
593061 - Commerce Bank - Tran Type: FHLMC, Start: November 6, 2015, Maturity: December 15, 2020									
12/1/15	Opening Balance	-1,486,000.00	(1,486,000.00)	31	3.41	3.486	3,769.61	(2,311.56)	1,458.05

Return on Investment - Detail - AST

Between: December 1, 2015 and January 1, 2016

Printed: January 4, 2016 8:53 am

Cash Flow Date	Transaction Description	Orig Curr Balance	Local Currency Equivalent ()							
			Principal Movement	Days	Yield	Adj Yield	Premium/ (Discount)	Interest	Total Cost	
Arkansas State Treasury (Con't)										
Federal Home Loan Mortgage Corporation Invest (Con't)										
593061 - Commerce Bank - Tran Type: FHLMC, Start: November 6, 2015, Maturity: December 15, 2020										
12/15/15	Invest - Bond Coupon Receipt	-1,486,000.00	0.00	0	3.41	3.486	0.00	4,334.17	4,334.17	
1/1/16	Closing Balance	-1,486,000.00	(1,486,000.00)	0	3.41	3.486	(8,306.19)	2,311.56	(5,994.63)	
			3.486			(4,536.58)	4,334.17	(202.41)		
593063 - Commerce Bank - Tran Type: FHLMC, Start: November 5, 2015, Maturity: October 16, 2037										
12/1/15	Opening Balance	-3,000,000.00	(3,000,000.00)	31	3.53	3.605	2,973.84	(4,500.00)	(1,526.16)	
12/16/15	Invest - Bond Coupon Receipt	-3,000,000.00	0.00	0	3.53	3.605	0.00	9,000.00	9,000.00	
1/1/16	Closing Balance	-3,000,000.00	(3,000,000.00)	0	3.53	3.605	(6,408.98)	4,500.00	(1,908.98)	
			3.605			(3,435.14)	9,000.00	5,564.86		
593068 - Commerce Bank - Tran Type: FHLMC, Start: November 9, 2015, Maturity: June 20, 2043										
12/1/15	Opening Balance	-12,931,000.00	(12,931,000.00)	31	3.49	3.564	14,625.87	(13,828.99)	796.88	
12/20/15	Invest - Bond Coupon Receipt	-12,931,000.00	0.00	0	3.49	3.564	0.00	37,715.42	37,715.42	
1/1/16	Closing Balance	-12,931,000.00	(12,931,000.00)	0	3.49	3.564	(34,597.79)	13,828.99	(20,768.80)	
			3.564			(19,971.92)	37,715.42	17,743.50		
593069 - Morgan Stanley - Tran Type: FHLMC, Start: November 19, 2015, Maturity: June 20, 2041										
12/1/15	Opening Balance	-2,500,000.00	(2,500,000.00)	31	3.91	3.994	1,864.43	(3,055.56)	(1,191.13)	
12/20/15	Invest - Bond Coupon Receipt	-2,500,000.00	0.00	0	3.91	3.994	0.00	8,333.33	8,333.33	
1/1/16	Closing Balance	-2,500,000.00	(2,500,000.00)	0	3.91	3.994	(6,531.79)	3,055.56	(3,476.23)	
			3.994			(4,667.36)	8,333.33	3,665.97		
593071 - JP Morgan Chase - Tran Type: FHLMC, Start: November 6, 2015, Maturity: February 15, 2039										
12/1/15	Opening Balance	-15,811,200.00	(15,811,200.00)	31	3.39	3.457	15,167.43	(24,595.20)	(9,427.77)	
12/15/15	Invest - Bond Coupon Receipt	-15,811,200.00	0.00	0	3.39	3.457	0.00	46,116.00	46,116.00	
1/1/16	Closing Balance	-15,811,200.00	(15,811,200.00)	0	3.39	3.457	(33,388.20)	24,595.20	(8,793.00)	
			3.457			(18,220.77)	46,116.00	27,895.23		
593225 - Crews & Associates - Tran Type: FHLMC, Start: November 2, 2015, Maturity: May 15, 2021										
12/1/15	Opening Balance	-3,382,130.00	(3,382,130.00)	31	5.29	5.425	27,173.07	(8,267.43)	18,905.64	
12/15/15	Invest - Bond Coupon Receipt	-3,382,130.00	0.00	0	5.29	5.425	0.00	15,501.43	15,501.43	
1/1/16	Closing Balance	-3,382,130.00	(3,382,130.00)	0	5.29	5.425	(55,520.59)	8,267.43	(47,253.16)	
			5.425			(28,347.52)	15,501.43	(12,846.09)		
593226 - Morgan Stanley - Tran Type: FHLMC, Start: November 2, 2015, Maturity: February 15, 2018										
12/1/15	Opening Balance	-19,224,824.00	(19,224,824.00)	31	3.24	3.307	429,722.98	(42,721.83)	387,001.15	
12/15/15	Invest - Bond Coupon Receipt	-19,224,824.00	0.00	0	3.24	3.307	0.00	80,103.43	80,103.43	

Return on Investment - Detail - AST

Between: December 1, 2015 and January 1, 2016

Printed: January 4, 2016 8:53 am

Cash Flow Date	Transaction Description	Orig Curr Balance	Local Currency Equivalent ()						
			Principal Movement	Days	Yield	Adj Yield	Premium/ (Discount)	Interest	Total Cost
Arkansas State Treasury (Con't)									
Federal Home Loan Mortgage Corporation Invest (Con't)									
593226 - Morgan Stanley - Tran Type: FHLMC, Start: November 2, 2015, Maturity: February 15, 2018									
1/1/16	Closing Balance	-19,224,824.00	(19,224,824.00)	0	3.24	3.307	(884,714.20)	42,721.83	(841,992.37)
						3.307	(454,991.22)	80,103.43	(374,887.79)
593770 - Crews & Associates - Tran Type: FHLMC, Start: November 25, 2015, Maturity: October 15, 2035									
12/1/15	Opening Balance	-1,420,000.00	(1,420,000.00)	31	5.09	5.214	302.54	(3,471.11)	(3,168.57)
12/15/15	Invest - Bond Coupon Receipt	-1,420,000.00	0.00	0	5.09	5.214	0.00	6,508.33	6,508.33
1/1/16	Closing Balance	-1,420,000.00	(1,420,000.00)	0	5.09	5.214	(1,816.21)	3,471.11	1,654.90
						5.214	(1,513.67)	6,508.33	4,994.66
593772 - Crews & Associates - Tran Type: FHLMC, Start: November 25, 2015, Maturity: December 20, 2042									
12/1/15	Opening Balance	-2,000,000.00	(2,000,000.00)	31	3.45	3.527	506.49	(2,138.89)	(1,632.40)
12/20/15	Invest - Bond Coupon Receipt	-2,000,000.00	0.00	0	3.45	3.527	0.00	5,833.33	5,833.33
1/1/16	Closing Balance	-2,000,000.00	(2,000,000.00)	0	3.45	3.527	(3,040.94)	2,138.89	(902.05)
						3.527	(2,534.45)	5,833.33	3,298.88
594662 - Crews & Associates - Tran Type: FHLMC, Start: December 15, 2015, Maturity: December 15, 2045									
12/1/15	Opening Balance	0.00	0.00	0	0.00	0.000	0.00	0.00	0.00
12/15/15	Invest - Bond Purchase	-88,500,000.00	(88,500,000.00)	17	3.93	4.022	0.00	(103,250.00)	(103,250.00)
1/1/16	Closing Balance	-88,500,000.00	(88,500,000.00)	0	3.93	4.022	1,485.56	157,333.33	158,818.89
						4.022	1,485.56	54,083.33	55,568.89
594663 - Nomura Securities International, Inc. - Tran Type: FHLMC, Start: December 15, 2015, Maturity: December 15, 2045									
12/1/15	Opening Balance	0.00	0.00	0	0.00	0.000	0.00	0.00	0.00
12/15/15	Invest - Bond Purchase	-156,220,000.00	(156,220,000.00)	17	3.93	4.022	0.00	(182,256.67)	(182,256.67)
1/1/16	Closing Balance	-156,220,000.00	(156,220,000.00)	0	3.93	4.022	2,622.30	277,724.44	280,346.74
						4.022	2,622.30	95,467.77	98,090.07
594664 - BOA Securities, LLC MM - Tran Type: FHLMC, Start: December 15, 2015, Maturity: December 15, 2045									
12/1/15	Opening Balance	0.00	0.00	0	0.00	0.000	0.00	0.00	0.00
12/15/15	Invest - Bond Purchase	-57,774,000.00	(57,774,000.00)	17	4.38	4.478	0.00	(67,403.00)	(67,403.00)
1/1/16	Closing Balance	-57,774,000.00	(57,774,000.00)	0	4.38	4.478	1,722.19	115,548.00	117,270.19
						4.478	1,722.19	48,145.00	49,867.19
594665 - BOA Securities, LLC MM - Tran Type: FHLMC, Start: December 15, 2015, Maturity: December 15, 2045									
12/1/15	Opening Balance	0.00	0.00	0	0.00	0.000	0.00	0.00	0.00
12/15/15	Invest - Bond Purchase	-51,745,000.00	(51,745,000.00)	17	4.38	4.480	0.00	(60,369.17)	(60,369.17)
1/1/16	Closing Balance	-51,745,000.00	(51,745,000.00)	0	4.38	4.480	1,519.33	103,490.00	105,009.33

Return on Investment - Detail - AST

Between: December 1, 2015 and January 1, 2016

Printed: January 4, 2016 8:53 am

Cash Flow Date	Transaction Description	Orig Curr Balance	Local Currency Equivalent ()							
			Principal Movement	Days	Yield	Adj Yield	Premium/ (Discount)	Interest	Total Cost	
Arkansas State Treasury (Con't)										
Federal Home Loan Mortgage Corporation Invest (Con't)										
594667 - BOA Securities, LLC MM - Tran Type: FHLMC, Start: December 21, 2015, Maturity: September 20, 2035							4.480	1,519.33	43,120.83	44,640.16
12/1/15	Opening Balance	0.00	0.00	0	0.00	0.000	0.00	0.00	0.00	0.00
12/21/15	Invest - Bond Purchase	-31,627,798.00	(31,627,798.00)	11	4.49	4.599	0.00	(1,546.34)	(1,546.34)	(1,546.34)
1/1/16	Closing Balance	-31,627,798.00	(31,627,798.00)	0	4.49	4.599	(29,629.22)	43,488.22	13,859.00	13,859.00
							4.599	(29,629.22)	41,941.88	12,312.66
Federal Home Loan Mortgage Corporation							3.862	(3,169,095.24)	5,542,984.05	2,373,888.81
Federal National Mortgage Association Invest										
433458 - Morgan Stanley - Tran Type: FNMA, Start: September 27, 2012, Maturity: December 11, 2015										
12/1/15	Opening Balance	-25,000,000.00	(25,000,000.00)	10	1.07	1.085	0.00	(47,767.86)	(47,767.86)	(47,767.86)
12/11/15	Invest - Bond Sale	0.00	25,000,000.00	0	1.07	1.085	0.00	55,729.17	55,729.17	55,729.17
1/1/16	Closing Balance	0.00	0.00	0	1.07	1.070	0.00	0.00	0.00	0.00
							1.085	0.00	7,961.31	7,961.31
433459 - St. Bernard Financial - Tran Type: FNMA, Start: September 27, 2012, Maturity: December 11, 2015										
12/1/15	Opening Balance	-25,000,000.00	(25,000,000.00)	10	1.02	1.034	0.00	(45,535.71)	(45,535.71)	(45,535.71)
12/11/15	Invest - Bond Sale	0.00	25,000,000.00	0	1.02	1.034	0.00	53,125.00	53,125.00	53,125.00
1/1/16	Closing Balance	0.00	0.00	0	1.02	1.020	0.00	0.00	0.00	0.00
							1.034	0.00	7,589.29	7,589.29
433460 - St. Bernard Financial - Tran Type: FNMA, Start: September 27, 2012, Maturity: December 11, 2015										
12/1/15	Opening Balance	-25,000,000.00	(25,000,000.00)	10	1.02	1.034	0.00	(45,535.71)	(45,535.71)	(45,535.71)
12/11/15	Invest - Bond Sale	0.00	25,000,000.00	0	1.02	1.034	0.00	53,125.00	53,125.00	53,125.00
1/1/16	Closing Balance	0.00	0.00	0	1.02	1.020	0.00	0.00	0.00	0.00
							1.034	0.00	7,589.29	7,589.29
433461 - St. Bernard Financial - Tran Type: FNMA, Start: September 27, 2012, Maturity: December 11, 2015										
12/1/15	Opening Balance	-25,000,000.00	(25,000,000.00)	10	1.00	1.014	0.00	(44,642.86)	(44,642.86)	(44,642.86)
12/11/15	Invest - Bond Sale	0.00	25,000,000.00	0	1.00	1.014	0.00	52,083.33	52,083.33	52,083.33
1/1/16	Closing Balance	0.00	0.00	0	1.00	1.000	0.00	0.00	0.00	0.00
							1.014	0.00	7,440.47	7,440.47
441643 - Simmons First Investment Group - Tran Type: FNMA, Start: November 29, 2012, Maturity: December 11, 2015										
12/1/15	Opening Balance	-15,000,000.00	(15,000,000.00)	10	1.03	1.044	0.00	(848.90)	(848.90)	(848.90)

Return on Investment - Detail - AST

Between: December 1, 2015 and January 1, 2016

Printed: January 4, 2016 8:53 am

Cash Flow Date	Transaction Description	Orig Curr Balance	Local Currency Equivalent ()							
			Principal Movement	Days	Yield	Adj Yield	Premium/ (Discount)	Interest	Total Cost	
Arkansas State Treasury (Con't)										
Federal National Mortgage Association Invest (Con't)										
441643 - Simmons First Investment Group - Tran Type: FNMA, Start: November 29, 2012, Maturity: December 11, 2015										
12/11/15	Invest - Bond Sale	0.00	15,000,000.00	0	1.03	1.044	0.00	5,150.00	5,150.00	
1/1/16	Closing Balance	0.00	0.00	0	1.03	1.030	0.00	0.00	0.00	
							1.044	0.00	4,301.10	4,301.10
449391 - Simmons First Investment Group - Tran Type: FNMA, Start: January 30, 2013, Maturity: December 11, 2015										
12/1/15	Opening Balance	-25,000,000.00	(25,000,000.00)	10	1.03	1.044	0.00	(86,766.30)	(86,766.30)	
12/11/15	Invest - Bond Sale	0.00	25,000,000.00	0	1.03	1.044	0.00	95,847.22	95,847.22	
1/1/16	Closing Balance	0.00	0.00	0	1.03	1.030	0.00	0.00	0.00	
							1.044	0.00	9,080.92	9,080.92
449392 - First National Bankers Bank-Arkansas Region - Tran Type: FNMA, Start: January 30, 2013, Maturity: December 15, 2015										
12/1/15	Opening Balance	-6,000,000.00	(6,000,000.00)	14	1.02	1.034	0.00	(20,621.74)	(20,621.74)	
12/15/15	Invest - Bond Sale	0.00	6,000,000.00	0	1.02	1.034	0.00	23,460.00	23,460.00	
1/1/16	Closing Balance	0.00	0.00	0	1.02	1.020	0.00	0.00	0.00	
							1.034	0.00	2,838.26	2,838.26
454565 - Institutional Investment Securities - Tran Type: FNMA, Start: March 7, 2013, Maturity: December 15, 2015										
12/1/15	Opening Balance	-10,000,000.00	(10,000,000.00)	14	1.02	1.034	0.00	(35,133.33)	(35,133.33)	
12/15/15	Invest - Bond Sale	0.00	10,000,000.00	0	1.02	1.034	0.00	39,100.00	39,100.00	
1/1/16	Closing Balance	0.00	0.00	0	1.02	1.020	0.00	0.00	0.00	
							1.034	0.00	3,966.67	3,966.67
455776 - Vining Sparks - Tran Type: FNMA, Start: March 20, 2013, Maturity: December 11, 2015										
12/1/15	Opening Balance	-20,000,000.00	(20,000,000.00)	10	1.13	1.143	1,063.50	(44,375.00)	(43,311.50)	
12/11/15	Invest - Bond Sale	0.00	20,000,000.00	0	1.13	1.143	1,063.50	50,625.00	51,688.50	
1/1/16	Closing Balance	0.00	0.00	0	1.13	1.127	0.00	0.00	0.00	
							1.143	2,127.00	6,250.00	8,377.00
457434 - First National Bankers Bank-Arkansas Region - Tran Type: FNMA, Start: March 27, 2013, Maturity: December 15, 2015										
12/1/15	Opening Balance	-2,000,000.00	(2,000,000.00)	14	1.06	1.075	527.87	(3,733.33)	(3,205.46)	
12/15/15	Invest - Bond Sale	0.00	2,000,000.00	0	1.06	1.075	527.87	4,550.00	5,077.87	
1/1/16	Closing Balance	0.00	0.00	0	1.06	1.060	0.00	0.00	0.00	
							1.075	1,055.74	816.67	1,872.41
466549 - First National Bankers Bank-Arkansas Region - Tran Type: FNMA, Start: May 30, 2013, Maturity: December 15, 2015										
12/1/15	Opening Balance	-12,375,000.00	(12,375,000.00)	14	1.14	1.151	3,061.09	(2,320.31)	740.78	
12/15/15	Invest - Bond Sale	0.00	12,375,000.00	0	1.14	1.151	3,061.09	7,734.38	10,795.47	

Return on Investment - Detail - AST

Between: December 1, 2015 and January 1, 2016

Printed: January 4, 2016 8:53 am

Cash Flow Date	Transaction Description	Orig Curr Balance	Local Currency Equivalent ()							
			Principal Movement	Days	Yield	Adj Yield	Premium/ (Discount)	Interest	Total Cost	
Arkansas State Treasury (Con't)										
Federal National Mortgage Association Invest (Con't)										
466549 - First National Bankers Bank-Arkansas Region - Tran Type: FNMA, Start: May 30, 2013, Maturity: December 15, 2015										
1/1/16	Closing Balance	0.00	0.00	0	1.14	1.135	0.00	0.00	0.00	
							1.151	6,122.18	5,414.07	11,536.25
577762 - Vining Sparks - Tran Type: FNMA, Start: June 15, 2015, Maturity: June 26, 2045										
12/1/15	Opening Balance	-10,817,950.65	(10,817,950.65)	31	2.02	2.048	0.00	(93,154.58)	(93,154.58)	
12/26/15	Invest - Bond Coupon Receipt	-10,817,950.65	0.00	0	2.02	2.048	0.00	108,179.51	108,179.51	
1/1/16	Closing Balance	-10,817,950.65	(10,817,950.65)	0	2.02	2.048	0.00	3,004.99	3,004.99	
							2.048	0.00	18,029.92	18,029.92
577989 - First National Bankers Bank-Arkansas Region - Tran Type: FNMA, Start: August 31, 2015, Maturity: September 25, 2045										
12/1/15	Opening Balance	-47,662,000.00	(47,662,000.00)	31	4.09	4.187	6,608.88	(31,774.67)	(25,165.79)	
12/25/15	Invest - Bond Coupon Receipt	-47,662,000.00	0.00	0	4.09	4.187	0.00	158,873.33	158,873.33	
1/1/16	Closing Balance	-47,662,000.00	(47,662,000.00)	0	4.09	4.187	(8,787.84)	31,774.67	22,986.83	
							4.187	(2,178.96)	158,873.33	156,694.37
577992 - JP Morgan Chase - Tran Type: FNMA, Start: August 28, 2015, Maturity: July 25, 2043										
12/1/15	Opening Balance	-35,832,000.00	(35,832,000.00)	31	3.88	3.971	150,367.47	(23,888.00)	126,479.47	
12/25/15	Invest - Bond Coupon Receipt	-35,832,000.00	0.00	0	3.88	3.971	0.00	119,440.00	119,440.00	
1/1/16	Closing Balance	-35,832,000.00	(35,832,000.00)	0	3.88	3.971	(199,012.07)	23,888.00	(175,124.07)	
							3.971	(48,644.60)	119,440.00	70,795.40
577993 - Bank of Oklahoma Investments - Tran Type: FNMA, Start: August 28, 2015, Maturity: April 25, 2042										
12/1/15	Opening Balance	-9,265,500.00	(9,265,500.00)	31	5.10	5.226	24,199.36	(7,721.25)	16,478.11	
12/25/15	Invest - Bond Coupon Receipt	-9,265,500.00	0.00	0	5.10	5.226	0.00	38,606.25	38,606.25	
1/1/16	Closing Balance	-9,265,500.00	(9,265,500.00)	0	5.10	5.226	(32,019.52)	7,721.25	(24,298.27)	
							5.226	(7,820.16)	38,606.25	30,786.09
578003 - Commerce Bank - Tran Type: FNMA, Start: August 26, 2015, Maturity: November 25, 2023										
12/1/15	Opening Balance	-8,450,000.00	(8,450,000.00)	31	3.63	3.710	67,665.64	(5,633.33)	62,032.31	
12/25/15	Invest - Bond Coupon Receipt	-8,450,000.00	0.00	0	3.63	3.710	0.00	28,166.67	28,166.67	
1/1/16	Closing Balance	-8,450,000.00	(8,450,000.00)	0	3.63	3.710	(89,149.84)	5,633.33	(83,516.51)	
							3.710	(21,484.20)	28,166.67	6,682.47
578230 - Crews & Associates - Tran Type: FNMA, Start: August 31, 2015, Maturity: September 25, 2040										
12/1/15	Opening Balance	-33,000,000.00	(33,000,000.00)	31	3.46	3.529	93,028.27	(19,250.00)	73,778.27	
12/25/15	Invest - Bond Coupon Receipt	-33,000,000.00	0.00	0	3.46	3.529	0.00	96,250.00	96,250.00	
1/1/16	Closing Balance	-33,000,000.00	(33,000,000.00)	0	3.46	3.529	(123,756.29)	19,250.00	(104,506.29)	

Return on Investment - Detail - AST

Between: December 1, 2015 and January 1, 2016

Printed: January 4, 2016 8:53 am

Cash Flow Date	Transaction Description	Orig Curr Balance	Local Currency Equivalent ()							
			Principal Movement	Days	Yield	Adj Yield	Premium/ (Discount)	Interest	Total Cost	
Arkansas State Treasury (Con't)										
Federal National Mortgage Association Invest (Con't)										
579040 - Crews & Associates - Tran Type: FNMA, Start: August 26, 2015, Maturity: December 25, 2044							3.529	(30,728.02)	96,250.00	65,521.98
12/1/15	Opening Balance	-15,533,813.00	(15,533,813.00)	31	4.02	4.106	5,657.55	(10,355.88)	(4,698.33)	
12/25/15	Invest - Bond Coupon Receipt	-15,533,813.00	0.00	0	4.02	4.106	0.00	51,779.38	51,779.38	
1/1/16	Closing Balance	-15,533,813.00	(15,533,813.00)	0	4.02	4.106	(7,444.58)	10,355.88	2,911.30	
579041 - Bank of Oklahoma Invesments - Tran Type: FNMA, Start: August 26, 2015, Maturity: March 25, 2040							4.106	(1,787.03)	51,779.38	49,992.35
12/1/15	Opening Balance	-10,000,000.00	(10,000,000.00)	31	4.52	4.630	36,016.15	(7,500.00)	28,516.15	
12/25/15	Invest - Bond Coupon Receipt	-10,000,000.00	0.00	0	4.52	4.630	0.00	37,500.00	37,500.00	
1/1/16	Closing Balance	-10,000,000.00	(10,000,000.00)	0	4.52	4.630	(47,417.49)	7,500.00	(39,917.49)	
579045 - JP Morgan Chase - Tran Type: FNMA, Start: August 20, 2015, Maturity: March 25, 2043							4.630	(11,401.34)	37,500.00	26,098.66
12/1/15	Opening Balance	-75,000,000.00	(75,000,000.00)	31	3.53	3.606	9,362.01	(43,750.00)	(34,387.99)	
12/25/15	Invest - Bond Coupon Receipt	-75,000,000.00	0.00	0	3.53	3.606	0.00	218,750.00	218,750.00	
1/1/16	Closing Balance	-75,000,000.00	(75,000,000.00)	0	3.53	3.606	(12,143.04)	43,750.00	31,606.96	
579047 - Crews & Associates - Tran Type: FNMA, Start: August 19, 2015, Maturity: October 25, 2044							3.606	(2,781.03)	218,750.00	215,968.97
12/1/15	Opening Balance	-18,030,754.00	(18,030,754.00)	31	4.03	4.120	8,550.61	(12,020.50)	(3,469.89)	
12/25/15	Invest - Bond Coupon Receipt	-18,030,754.00	0.00	0	4.03	4.120	0.00	60,102.51	60,102.51	
1/1/16	Closing Balance	-18,030,754.00	(18,030,754.00)	0	4.03	4.120	(11,066.29)	12,020.50	954.21	
579048 - Simmons First Investment Group - Tran Type: FNMA, Start: August 18, 2015, Maturity: November 25, 2039							4.120	(2,515.68)	60,102.51	57,586.83
12/1/15	Opening Balance	-20,395,000.00	(20,395,000.00)	31	4.14	4.239	121,143.17	(15,296.25)	105,846.92	
12/25/15	Invest - Bond Coupon Receipt	-20,395,000.00	0.00	0	4.14	4.239	0.00	76,481.25	76,481.25	
1/1/16	Closing Balance	-20,395,000.00	(20,395,000.00)	0	4.14	4.239	(156,567.22)	15,296.25	(141,270.97)	
579053 - Commerce Bank - Tran Type: FNMA, Start: August 12, 2015, Maturity: December 25, 2041							4.239	(35,424.05)	76,481.25	41,057.20
12/1/15	Opening Balance	-31,307,000.00	(31,307,000.00)	31	4.16	4.253	206,197.20	(23,480.25)	182,716.95	
12/25/15	Invest - Bond Coupon Receipt	-31,307,000.00	0.00	0	4.16	4.253	0.00	117,401.25	117,401.25	
1/1/16	Closing Balance	-31,307,000.00	(31,307,000.00)	0	4.16	4.253	(263,194.60)	23,480.25	(239,714.35)	
							4.253	(56,997.40)	117,401.25	60,403.85

Return on Investment - Detail - AST

Between: December 1, 2015 and January 1, 2016

Printed: January 4, 2016 8:53 am

Cash Flow Date	Transaction Description	Orig Curr Balance	Local Currency Equivalent ()							
			Principal Movement	Days	Yield	Adj Yield	Premium/ (Discount)	Interest	Total Cost	
Arkansas State Treasury (Con't)										
Federal National Mortgage Association Invest (Con't)										
579055 - Commerce Bank - Tran Type: FNMA, Start: August 10, 2015, Maturity: March 25, 2041										
12/1/15	Opening Balance	-28,091,198.00	(28,091,198.00)	31	4.15	4.250	183,670.76	(21,068.40)	162,602.36	
12/25/15	Invest - Bond Coupon Receipt	-28,091,198.00	0.00	0	4.15	4.250	0.00	105,341.99	105,341.99	
1/1/16	Closing Balance	-28,091,198.00	(28,091,198.00)	0	4.15	4.250	(233,524.18)	21,068.40	(212,455.78)	
							4.250	(49,853.42)	105,341.99	55,488.57
580326 - Commerce Bank - Tran Type: FNMA, Start: June 15, 2015, Maturity: June 25, 2045										
12/1/15	Opening Balance	-10,029,000.00	(10,029,000.00)	31	2.02	2.056	2,491.84	(3,343.00)	(851.16)	
12/25/15	Invest - Bond Coupon Receipt	-10,029,000.00	0.00	0	2.02	2.056	0.00	16,715.00	16,715.00	
1/1/16	Closing Balance	-10,029,000.00	(10,029,000.00)	0	2.02	2.056	(2,942.24)	3,343.00	400.76	
							2.056	(450.40)	16,715.00	16,264.60
580327 - Commerce Bank - Tran Type: FNMA, Start: June 12, 2015, Maturity: September 25, 2039										
12/1/15	Opening Balance	-7,728,849.00	(7,728,849.00)	31	2.87	2.930	28,356.73	(3,864.42)	24,492.31	
12/25/15	Invest - Bond Coupon Receipt	-7,728,849.00	0.00	0	2.87	2.930	0.00	19,322.12	19,322.12	
1/1/16	Closing Balance	-7,728,849.00	(7,728,849.00)	0	2.87	2.930	(33,401.69)	3,864.42	(29,537.27)	
							2.930	(5,044.96)	19,322.12	14,277.16
580539 - Crews & Associates - Tran Type: FNMA, Start: June 11, 2015, Maturity: September 25, 2039										
12/1/15	Opening Balance	-40,560,150.00	(40,560,150.00)	31	2.87	2.931	140,203.47	(20,280.08)	119,923.39	
12/25/15	Invest - Bond Coupon Receipt	-40,560,150.00	0.00	0	2.87	2.931	0.00	101,400.38	101,400.38	
1/1/16	Closing Balance	-40,560,150.00	(40,560,150.00)	0	2.87	2.931	(164,997.19)	20,280.08	(144,717.11)	
							2.931	(24,793.72)	101,400.38	76,606.66
585299 - Simmons First Investment Group - Tran Type: FNMA, Start: October 21, 2015, Maturity: December 25, 2039										
12/1/15	Opening Balance	-167,969,706.00	(167,969,706.00)	31	4.80	4.915	490,701.39	(139,974.76)	350,726.63	
12/25/15	Invest - Bond Coupon Receipt	-167,969,706.00	0.00	0	4.80	4.915	0.00	699,873.78	699,873.78	
1/1/16	Closing Balance	-167,969,706.00	(167,969,706.00)	0	4.80	4.915	(859,699.29)	139,974.76	(719,724.53)	
							4.915	(368,997.90)	699,873.78	330,875.88
585734 - BOA Securities, LLC MM - Tran Type: FNMA, Start: October 22, 2015, Maturity: August 25, 2040										
12/1/15	Opening Balance	-276,669,075.00	(276,669,075.00)	31	4.34	4.440	727,349.28	(207,501.81)	519,847.47	
12/25/15	Invest - Bond Coupon Receipt	-276,669,075.00	0.00	0	4.34	4.440	0.00	1,037,509.03	1,037,509.03	
1/1/16	Closing Balance	-276,669,075.00	(276,669,075.00)	0	4.34	4.440	(1,288,193.01)	207,501.81	(1,080,691.20)	
							4.440	(560,843.73)	1,037,509.03	476,665.30
585736 - Suntrust Capital Markets - Tran Type: FNMA, Start: October 23, 2015, Maturity: February 25, 2036										
12/1/15	Opening Balance	-16,230,000.00	(16,230,000.00)	31	4.74	4.852	42,273.14	(13,525.00)	28,748.14	

Return on Investment - Detail - AST

Between: December 1, 2015 and January 1, 2016

Printed: January 4, 2016 8:53 am

Cash Flow Date	Transaction Description	Orig Curr Balance	Local Currency Equivalent ()							
			Principal Movement	Days	Yield	Adj Yield	Premium/ (Discount)	Interest	Total Cost	
Arkansas State Treasury (Con't)										
Federal National Mortgage Association Invest (Con't)										
585736 - Suntrust Capital Markets - Tran Type: FNMA, Start: October 23, 2015, Maturity: February 25, 2036										
12/25/15	Invest - Bond Coupon Receipt	-16,230,000.00	0.00	0	4.74	4.852	0.00	67,625.00	67,625.00	
1/1/16	Closing Balance	-16,230,000.00	(16,230,000.00)	0	4.74	4.852	(75,727.02)	13,525.00	(62,202.02)	
			4.852				(33,453.88)	67,625.00	34,171.12	
585949 - BOA Securities, LLC MM - Tran Type: FNMA, Start: October 27, 2015, Maturity: September 25, 2024										
12/1/15	Opening Balance	-10,300,000.00	(10,300,000.00)	31	3.52	3.597	69,715.77	(6,866.67)	62,849.10	
12/25/15	Invest - Bond Coupon Receipt	-10,300,000.00	0.00	0	3.52	3.597	0.00	34,333.33	34,333.33	
1/1/16	Closing Balance	-10,300,000.00	(10,300,000.00)	0	3.52	3.597	(131,634.50)	6,866.67	(124,767.83)	
			3.597				(61,918.73)	34,333.33	(27,585.40)	
585950 - BOA Securities, LLC MM - Tran Type: FNMA, Start: October 27, 2015, Maturity: August 25, 2039										
12/1/15	Opening Balance	-25,000,000.00	(25,000,000.00)	31	4.39	4.497	65,567.77	(18,750.00)	46,817.77	
12/25/15	Invest - Bond Coupon Receipt	-25,000,000.00	0.00	0	4.39	4.497	0.00	93,750.00	93,750.00	
1/1/16	Closing Balance	-25,000,000.00	(25,000,000.00)	0	4.39	4.497	(123,569.23)	18,750.00	(104,819.23)	
			4.497				(58,001.46)	93,750.00	35,748.54	
585951 - BOA Securities, LLC MM - Tran Type: FNMA, Start: October 27, 2015, Maturity: October 25, 2024										
12/1/15	Opening Balance	-15,000,000.00	(15,000,000.00)	31	3.49	3.564	98,434.46	(10,000.00)	88,434.46	
12/25/15	Invest - Bond Coupon Receipt	-15,000,000.00	0.00	0	3.49	3.564	0.00	50,000.00	50,000.00	
1/1/16	Closing Balance	-15,000,000.00	(15,000,000.00)	0	3.49	3.564	(185,842.57)	10,000.00	(175,842.57)	
			3.564				(87,408.11)	50,000.00	(37,408.11)	
586149 - Morgan Stanley - Tran Type: FNMA, Start: October 29, 2015, Maturity: July 25, 2039										
12/1/15	Opening Balance	-6,900,000.00	(6,900,000.00)	31	4.86	4.981	10,901.64	(5,750.00)	5,151.64	
12/25/15	Invest - Bond Coupon Receipt	-6,900,000.00	0.00	0	4.86	4.981	0.00	28,750.00	28,750.00	
1/1/16	Closing Balance	-6,900,000.00	(6,900,000.00)	0	4.86	4.981	(21,138.09)	5,750.00	(15,388.09)	
			4.981				(10,236.45)	28,750.00	18,513.55	
586151 - Suntrust Capital Markets - Tran Type: FNMA, Start: October 30, 2015, Maturity: September 25, 2039										
12/1/15	Opening Balance	-16,339,000.00	(16,339,000.00)	31	4.79	4.909	7,122.15	(13,615.83)	(6,493.68)	
12/25/15	Invest - Bond Coupon Receipt	-16,339,000.00	0.00	0	4.79	4.909	0.00	68,079.17	68,079.17	
1/1/16	Closing Balance	-16,339,000.00	(16,339,000.00)	0	4.79	4.909	(14,017.61)	13,615.83	(401.78)	
			4.909				(6,895.46)	68,079.17	61,183.71	
586152 - Crews & Associates - Tran Type: FNMA, Start: October 28, 2015, Maturity: February 25, 2021										
12/1/15	Opening Balance	-5,000,000.00	(5,000,000.00)	31	4.69	4.807	31,999.34	(4,166.67)	27,832.67	
12/25/15	Invest - Bond Coupon Receipt	-5,000,000.00	0.00	0	4.69	4.807	0.00	20,833.33	20,833.33	

Return on Investment - Detail - AST

Between: December 1, 2015 and January 1, 2016

Printed: January 4, 2016 8:53 am

Cash Flow Date	Transaction Description	Orig Curr Balance	Local Currency Equivalent ()						
			Principal Movement	Days	Yield	Adj Yield	Premium/ (Discount)	Interest	Total Cost
Arkansas State Treasury (Con't)									
Federal National Mortgage Association Invest (Con't)									
586152 - Crews & Associates - Tran Type: FNMA, Start: October 28, 2015, Maturity: February 25, 2021									
1/1/16	Closing Balance	-5,000,000.00	(5,000,000.00)	0	4.69	4.807	(61,273.25)	4,166.67	(57,106.58)
			4.807			(29,273.91)	20,833.33	(8,440.58)	
586153 - Crews & Associates - Tran Type: FNMA, Start: October 28, 2015, Maturity: June 25, 2020									
12/1/15	Opening Balance	-17,637,512.00	(17,637,512.00)	31	3.60	3.680	154,029.37	(13,228.13)	140,801.24
12/25/15	Invest - Bond Coupon Receipt	-17,637,512.00	0.00	0	3.60	3.680	0.00	66,140.67	66,140.67
1/1/16	Closing Balance	-17,637,512.00	(17,637,512.00)	0	3.60	3.680	(295,261.94)	13,228.13	(282,033.81)
			3.680			(141,232.57)	66,140.67	(75,091.90)	
586753 - Commerce Bank - Tran Type: FNMA, Start: October 30, 2015, Maturity: May 25, 2040									
12/1/15	Opening Balance	-5,000,000.00	(5,000,000.00)	31	4.82	4.934	4,833.28	(4,166.67)	666.61
12/25/15	Invest - Bond Coupon Receipt	-5,000,000.00	0.00	0	4.82	4.934	0.00	20,833.33	20,833.33
1/1/16	Closing Balance	-5,000,000.00	(5,000,000.00)	0	4.82	4.934	(9,515.24)	4,166.67	(5,348.57)
			4.934			(4,681.96)	20,833.33	16,151.37	
587147 - Crews & Associates - Tran Type: FNMA, Start: November 4, 2015, Maturity: April 25, 2040									
12/1/15	Opening Balance	-4,941,438.00	(4,941,438.00)	31	4.64	4.752	(763.77)	(4,117.87)	(4,881.64)
12/25/15	Invest - Bond Coupon Receipt	-4,941,438.00	0.00	0	4.64	4.752	0.00	20,589.33	20,589.33
1/1/16	Closing Balance	-4,941,438.00	(4,941,438.00)	0	4.64	4.752	1,612.55	4,117.87	5,730.42
			4.752			848.78	20,589.33	21,438.11	
588679 - Crews & Associates - Tran Type: FNMA, Start: November 12, 2015, Maturity: August 25, 2038									
12/1/15	Opening Balance	-10,000,000.00	(10,000,000.00)	31	4.07	4.164	7,031.75	(6,666.67)	365.08
12/25/15	Invest - Bond Coupon Receipt	-10,000,000.00	0.00	0	4.07	4.164	0.00	33,333.33	33,333.33
1/1/16	Closing Balance	-10,000,000.00	(10,000,000.00)	0	4.07	4.164	(18,144.91)	6,666.67	(11,478.24)
			4.164			(11,113.16)	33,333.33	22,220.17	
588680 - Crews & Associates - Tran Type: FNMA, Start: November 13, 2015, Maturity: March 25, 2042									
12/1/15	Opening Balance	-10,000,000.00	(10,000,000.00)	31	4.83	4.943	8,542.80	(7,833.33)	709.47
12/25/15	Invest - Bond Coupon Receipt	-10,000,000.00	0.00	0	4.83	4.943	0.00	39,166.67	39,166.67
1/1/16	Closing Balance	-10,000,000.00	(10,000,000.00)	0	4.83	4.943	(22,797.55)	7,833.33	(14,964.22)
			4.943			(14,254.75)	39,166.67	24,911.92	
589966 - Crews & Associates - Tran Type: FNMA, Start: November 18, 2015, Maturity: January 25, 2026									
12/1/15	Opening Balance	-20,300,000.00	(20,300,000.00)	31	4.56	4.664	12,638.68	(16,916.67)	(4,277.99)
12/25/15	Invest - Bond Coupon Receipt	-20,300,000.00	0.00	0	4.56	4.664	0.00	84,583.33	84,583.33
1/1/16	Closing Balance	-20,300,000.00	(20,300,000.00)	0	4.56	4.664	(41,835.91)	16,916.67	(24,919.24)

Return on Investment - Detail - AST

Between: December 1, 2015 and January 1, 2016

Printed: January 4, 2016 8:53 am

Cash Flow Date	Transaction Description	Orig Curr Balance	Local Currency Equivalent ()							
			Principal Movement	Days	Yield	Adj Yield	Premium/ (Discount)	Interest	Total Cost	
Arkansas State Treasury (Con't)										
Federal National Mortgage Association Invest (Con't)										
589968 - Bank of Oklahoma Investments - Tran Type: FNMA, Start: November 19, 2015, Maturity: December 25, 2035							4.664	(29,197.23)	84,583.33	55,386.10
12/1/15	Opening Balance	-77,737,000.00	(77,737,000.00)	31	4.74	4.858	84,390.61	(64,780.83)	19,609.78	
12/25/15	Invest - Bond Coupon Receipt	-77,737,000.00	0.00	0	4.74	4.858	0.00	323,904.17	323,904.17	
1/1/16	Closing Balance	-77,737,000.00	(77,737,000.00)	0	4.74	4.858	(295,781.55)	64,780.83	(231,000.72)	
							4.858	(211,390.94)	323,904.17	112,513.23
590258 - Suntrust Capital Markets - Tran Type: FNMA, Start: November 25, 2015, Maturity: April 25, 2042										
12/1/15	Opening Balance	-4,000,000.00	(4,000,000.00)	31	5.36	5.495	1,043.31	(3,333.33)	(2,290.02)	
12/25/15	Invest - Bond Coupon Receipt	-4,000,000.00	0.00	0	5.36	5.495	0.00	16,666.67	16,666.67	
1/1/16	Closing Balance	-4,000,000.00	(4,000,000.00)	0	5.36	5.495	(6,264.08)	3,333.33	(2,930.75)	
							5.495	(5,220.77)	16,666.67	11,445.90
590934 - Crews & Associates - Tran Type: FNMA, Start: December 7, 2015, Maturity: April 25, 2038										
12/1/15	Opening Balance	0.00	0.00	0	0.00	0.000	0.00	0.00	0.00	
12/7/15	Invest - Bond Purchase	-39,000,000.00	(39,000,000.00)	25	5.14	5.271	0.00	(8,302.80)	(8,302.80)	
12/25/15	Invest - Bond Coupon Receipt	-39,000,000.00	0.00	0	5.14	5.271	0.00	178,750.00	178,750.00	
1/1/16	Closing Balance	-39,000,000.00	(39,000,000.00)	0	5.14	5.271	(64,568.01)	35,750.00	(28,818.01)	
							5.271	(64,568.01)	206,197.20	141,629.19
591363 - First Security Trust Fund - Tran Type: FNMA, Start: December 7, 2015, Maturity: June 25, 2034										
12/1/15	Opening Balance	0.00	0.00	0	0.00	0.000	0.00	0.00	0.00	
12/7/15	Invest - Bond Purchase	-25,245,000.00	(25,245,000.00)	25	4.89	5.012	0.00	(1,938.31)	(1,938.31)	
12/25/15	Invest - Bond Coupon Receipt	-25,245,000.00	0.00	0	4.89	5.012	0.00	105,187.50	105,187.50	
1/1/16	Closing Balance	-25,245,000.00	(25,245,000.00)	0	4.89	5.012	(57,781.67)	21,037.50	(36,744.17)	
							5.012	(57,781.67)	124,286.69	66,505.02
593062 - Commerce Bank - Tran Type: FNMA, Start: November 10, 2015, Maturity: December 25, 2039										
12/1/15	Opening Balance	-11,045,000.00	(11,045,000.00)	31	3.28	3.353	11,237.67	(6,442.92)	4,794.75	
12/25/15	Invest - Bond Coupon Receipt	-11,045,000.00	0.00	0	3.28	3.353	0.00	32,214.58	32,214.58	
1/1/16	Closing Balance	-11,045,000.00	(11,045,000.00)	0	3.28	3.353	(27,311.97)	6,442.92	(20,869.05)	
							3.353	(16,074.30)	32,214.58	16,140.28
593066 - BOA Securities, LLC MM - Tran Type: FNMA, Start: November 12, 2015, Maturity: April 25, 2040										
12/1/15	Opening Balance	-92,718,000.00	(92,718,000.00)	31	2.89	2.951	(2,509.30)	(46,359.00)	(48,868.30)	
12/25/15	Invest - Bond Coupon Receipt	-92,718,000.00	0.00	0	2.89	2.951	0.00	231,795.00	231,795.00	
1/1/16	Closing Balance	-92,718,000.00	(92,718,000.00)	0	2.89	2.951	6,471.48	46,359.00	52,830.48	

Return on Investment - Detail - AST

Between: December 1, 2015 and January 1, 2016
 Printed: January 4, 2016 8:53 am

Cash Flow Date	Transaction Description	Orig Curr Balance	Local Currency Equivalent ()							
			Principal Movement	Days	Yield	Adj Yield	Premium/ (Discount)	Interest	Total Cost	
Arkansas State Treasury (Con't)										
Federal National Mortgage Association Invest (Con't)										
593067 - Commerce Bank - Tran Type: FNMA, Start: November 4, 2015, Maturity: November 25, 2037							2.951	3,962.18	231,795.00	235,757.18
12/1/15	Opening Balance	-114,226,000.00	(114,226,000.00)	31	3.93	4.013	256,294.55	(76,150.67)	180,143.88	
12/25/15	Invest - Bond Coupon Receipt	-114,226,000.00	0.00	0	3.93	4.013	0.00	380,753.33	380,753.33	
1/1/16	Closing Balance	-114,226,000.00	(114,226,000.00)	0	3.93	4.013	(541,763.28)	76,150.67	(465,612.61)	
							4.013	(285,468.73)	380,753.33	95,284.60
593070 - JP Morgan Chase - Tran Type: FNMA, Start: November 9, 2015, Maturity: July 25, 2039										
12/1/15	Opening Balance	-50,000,000.00	(50,000,000.00)	31	4.36	4.466	76,937.15	(37,500.00)	39,437.15	
12/25/15	Invest - Bond Coupon Receipt	-50,000,000.00	0.00	0	4.36	4.466	0.00	187,500.00	187,500.00	
1/1/16	Closing Balance	-50,000,000.00	(50,000,000.00)	0	4.36	4.466	(182,048.64)	37,500.00	(144,548.64)	
							4.466	(105,111.49)	187,500.00	82,388.51
593072 - First Security Trust Fund - Tran Type: FNMA, Start: November 9, 2015, Maturity: February 25, 2024										
12/1/15	Opening Balance	-21,800,000.00	(21,800,000.00)	31	3.37	3.437	106,385.12	(12,716.67)	93,668.45	
12/25/15	Invest - Bond Coupon Receipt	-21,800,000.00	0.00	0	3.37	3.437	0.00	63,583.33	63,583.33	
1/1/16	Closing Balance	-21,800,000.00	(21,800,000.00)	0	3.37	3.437	(252,320.87)	12,716.67	(239,604.20)	
							3.437	(145,935.75)	63,583.33	(82,352.42)
593073 - First Security Trust Fund - Tran Type: FNMA, Start: November 6, 2015, Maturity: March 25, 2024										
12/1/15	Opening Balance	-8,875,000.00	(8,875,000.00)	31	3.28	3.347	43,381.57	(5,177.08)	38,204.49	
12/25/15	Invest - Bond Coupon Receipt	-8,875,000.00	0.00	0	3.28	3.347	0.00	25,885.42	25,885.42	
1/1/16	Closing Balance	-8,875,000.00	(8,875,000.00)	0	3.28	3.347	(95,728.82)	5,177.08	(90,551.74)	
							3.347	(52,347.25)	25,885.42	(26,461.83)
593074 - Crews & Associates - Tran Type: FNMA, Start: November 9, 2015, Maturity: May 25, 2038										
12/1/15	Opening Balance	-55,231,133.00	(55,231,133.00)	31	5.03	5.159	76,166.22	(50,628.54)	25,537.68	
12/25/15	Invest - Bond Coupon Receipt	-55,231,133.00	0.00	0	5.03	5.159	0.00	253,142.69	253,142.69	
1/1/16	Closing Balance	-55,231,133.00	(55,231,133.00)	0	5.03	5.159	(180,204.20)	50,628.54	(129,575.66)	
							5.159	(104,037.98)	253,142.69	149,104.71
593222 - Morgan Stanley - Tran Type: FNMA, Start: November 19, 2015, Maturity: June 25, 2035										
12/1/15	Opening Balance	-19,651,340.00	(19,651,340.00)	31	5.83	5.980	20,627.88	(19,651.34)	976.54	
12/25/15	Invest - Bond Coupon Receipt	-19,651,340.00	0.00	0	5.83	5.980	0.00	98,256.70	98,256.70	
1/1/16	Closing Balance	-19,651,340.00	(19,651,340.00)	0	5.83	5.980	(72,295.51)	19,651.34	(52,644.17)	
							5.980	(51,667.63)	98,256.70	46,589.07

Return on Investment - Detail - AST

Between: December 1, 2015 and January 1, 2016

Printed: January 4, 2016 8:53 am

Cash Flow Date	Transaction Description	Orig Curr Balance	Local Currency Equivalent ()							
			Principal Movement	Days	Yield	Adj Yield	Premium/ (Discount)	Interest	Total Cost	
Arkansas State Treasury (Con't)										
Federal National Mortgage Association Invest (Con't)										
593527 - FNBB-Capital Markets - Tran Type: FNMA, Start: November 4, 2015, Maturity: November 25, 2023										
12/1/15	Opening Balance	-5,056,000.00	(5,056,000.00)	31	2.69	2.746	26,746.62	(2,528.00)	24,218.62	
12/25/15	Invest - Bond Coupon Receipt	-5,056,000.00	0.00	0	2.69	2.746	0.00	12,640.00	12,640.00	
1/1/16	Closing Balance	-5,056,000.00	(5,056,000.00)	0	2.69	2.746	(56,636.60)	2,528.00	(54,108.60)	
							2.746	(29,889.98)	12,640.00	(17,249.98)
593529 - Commerce Bank - Tran Type: FNMA, Start: November 25, 2015, Maturity: June 25, 2018										
12/1/15	Opening Balance	-33,200,000.00	(33,200,000.00)	31	3.46	3.529	139,498.86	(27,666.67)	111,832.19	
12/25/15	Invest - Bond Coupon Receipt	-33,200,000.00	0.00	0	3.46	3.529	0.00	138,333.33	138,333.33	
1/1/16	Closing Balance	-33,200,000.00	(33,200,000.00)	0	3.46	3.529	(846,131.59)	27,666.67	(818,464.92)	
							3.529	(706,632.73)	138,333.33	(568,299.40)
593769 - Commerce Bank - Tran Type: FNMA, Start: November 25, 2015, Maturity: April 25, 2034										
12/1/15	Opening Balance	-8,000,000.00	(8,000,000.00)	31	5.59	5.737	4,241.15	(8,000.00)	(3,758.85)	
12/25/15	Invest - Bond Coupon Receipt	-8,000,000.00	0.00	0	5.59	5.737	0.00	40,000.00	40,000.00	
1/1/16	Closing Balance	-8,000,000.00	(8,000,000.00)	0	5.59	5.737	(25,481.79)	8,000.00	(17,481.79)	
							5.737	(21,240.64)	40,000.00	18,759.36
593771 - Commerce Bank - Tran Type: FNMA, Start: November 25, 2015, Maturity: June 25, 2039										
12/1/15	Opening Balance	-38,576,302.00	(38,576,302.00)	31	3.92	4.008	17,962.30	(25,717.53)	(7,755.23)	
12/25/15	Invest - Bond Coupon Receipt	-38,576,302.00	0.00	0	3.92	4.008	0.00	128,587.67	128,587.67	
1/1/16	Closing Balance	-38,576,302.00	(38,576,302.00)	0	3.92	4.008	(107,903.54)	25,717.53	(82,186.01)	
							4.008	(89,941.24)	128,587.67	38,646.43
594666 - Morgan Stanley & Co. LLC - Tran Type: FNMA, Start: December 21, 2015, Maturity: June 25, 2035										
12/1/15	Opening Balance	0.00	0.00	0	0.00	0.000	0.00	0.00	0.00	
12/21/15	Invest - Bond Purchase	-19,651,340.00	(19,651,340.00)	11	5.83	5.980	0.00	(7,457.69)	(7,457.69)	
12/25/15	Invest - Bond Coupon Receipt	-19,651,340.00	0.00	0	5.83	5.980	0.00	98,256.70	98,256.70	
1/1/16	Closing Balance	-19,651,340.00	(19,651,340.00)	0	5.83	5.980	(17,473.33)	19,651.34	2,178.01	
							5.980	(17,473.33)	110,450.35	92,977.02
Federal National Mortgage Association							4.123	(3,670,080.83)	6,067,005.53	2,396,924.70
FNMA StrNt Invest										
449394 - Stephens, Inc. - Tran Type: FNMA STRNT, Start: January 30, 2013, Maturity: December 15, 2015										
12/1/15	Opening Balance	-7,000,000.00	(7,000,000.00)	14	0.50	1.521	0.00	(23,586.96)	(23,586.96)	
12/15/15	Invest - FRN Sale	0.00	7,000,000.00	0	0.50	1.521	0.00	26,250.00	26,250.00	

Return on Investment - Detail - AST

Between: December 1, 2015 and January 1, 2016

Printed: January 4, 2016 8:53 am

Cash Flow Date	Transaction Description	Orig Curr Balance	Local Currency Equivalent ()							
			Principal Movement	Days	Yield	Adj Yield	Premium/ (Discount)	Interest	Total Cost	
Arkansas State Treasury (Con't)										
FNMA StrNt Invest (Con't)										
449394 - Stephens, Inc. - Tran Type: FNMA STRNT, Start: January 30, 2013, Maturity: December 15, 2015										
1/1/16	Closing Balance	0.00	0.00	0	0.50	1.500	0.00	0.00	0.00	0.00
						1.521	0.00	2,663.04	2,663.04	
FNMA StrNt						1.521	0.00	2,663.04	2,663.04	
Money Management Fund Invest										
158606 - Money Management Fund - Tran Type: MMF, Start: July 3, 2006, Maturity: Overnight										
12/1/15	Opening Balance	-11,345,678.19	(11,345,678.19)	31	0.51	0.511	0.00	(29,169.27)	(29,169.27)	
1/1/16	Closing Balance	-11,345,678.19	(11,345,678.19)	0	0.51	0.511	0.00	34,083.66	34,083.66	
						0.511	0.00	4,914.39	4,914.39	
Money Management Fund						0.511	0.00	4,914.39	4,914.39	
Money Market Funds Invest										
106893 - Simmons Aim Institutional Fund - Tran Type: MMKT, Start: June 30, 2004, Maturity: Overnight										
12/1/15	Opening Balance	-107,953,940.00	(107,953,940.00)	0	0.04	0.040	0.00	(118.31)	(118.31)	
12/1/15	MMkt - Cash Renegotiation	-953,940.00	107,000,000.00	16	0.04	0.040	0.00	0.00	0.00	
12/17/15	MMkt - Cash Renegotiation	-53,940.00	900,000.00	15	0.04	0.040	0.00	0.00	0.00	
1/1/16	Closing Balance	-53,940.00	(53,940.00)	0	0.04	0.040	0.00	135.93	135.93	
						0.040	0.00	17.62	17.62	
106895 - Federated Investment - Tran Type: MMKT, Start: June 30, 2004, Maturity: Overnight										
12/1/15	Opening Balance	-200,795.29	(200,795.29)	16	0.01	0.010	0.00	(0.06)	(0.06)	
12/17/15	MMkt - Cash Renegotiation	-50,795.29	150,000.00	15	0.01	0.010	0.00	0.00	0.00	
1/1/16	Closing Balance	-50,795.29	(50,795.29)	0	0.01	0.010	0.00	1.15	1.15	
						0.010	0.00	1.09	1.09	
106897 - BOA Securities, LLC MM - Tran Type: MMKT, Start: June 30, 2004, Maturity: Overnight										
12/1/15	Opening Balance	-200,062.00	(200,062.00)	16	0.01	0.010	0.00	(0.05)	(0.05)	
12/17/15	MMkt - Cash Renegotiation	-50,062.00	150,000.00	15	0.01	0.010	0.00	0.00	0.00	
1/1/16	Closing Balance	-50,062.00	(50,062.00)	0	0.01	0.010	0.00	1.14	1.14	
						0.010	0.00	1.09	1.09	
113341 - Merrill Lynch Funds for Institutions - Tran Type: MMKT, Start: June 30, 2004, Maturity: Overnight										
12/1/15	Opening Balance	0.00	0.00	31	2.85	2.867	0.00	(24,532.07)	(24,532.07)	
1/1/16	Closing Balance	0.00	0.00	0	2.85	2.867	0.00	24,532.07	24,532.07	

Return on Investment - Detail - AST

Between: December 1, 2015 and January 1, 2016

Printed: January 4, 2016 8:53 am

Cash Flow Date	Transaction Description	Orig Curr Balance	Local Currency Equivalent ()							
			Principal Movement	Days	Yield	Adj Yield	Premium/ (Discount)	Interest	Total Cost	
Arkansas State Treasury (Con't)										
Money Market Funds Invest (Con't)										
								0.00	0.00	0.00
567678	Bank of the Ozarks - Tran Type: MMKT, Start: June 12, 2015, Maturity: Notice									
12/1/15	Opening Balance	-125,282,874.63	(125,282,874.63)	3	0.53	0.538	0.00	(1,844.44)	(1,844.44)	
12/4/15	MMkt - Cash Renegotiation	-40,282,874.63	85,000,000.00	3	0.53	0.538	0.00	0.00	0.00	
12/7/15	MMkt - Cash Renegotiation	-25,282,874.63	15,000,000.00	7	0.53	0.538	0.00	0.00	0.00	
12/14/15	MMkt - Cash Renegotiation	-282,874.63	25,000,000.00	18	0.53	0.538	0.00	0.00	0.00	
1/1/16	Closing Balance	-282,874.63	(282,874.63)	0	0.53	0.538	0.00	11,837.43	11,837.43	
							0.538	0.00	9,992.99	9,992.99
Money Market Funds							0.521	0.00	10,012.79	10,012.79
Municipal Bond Invest										
579250	Municipal Bond - Tran Type: MUNI, Start: July 14, 2015, Maturity: July 1, 2018									
12/1/15	Opening Balance	-1,000,000.00	(1,000,000.00)	31	1.46	1.480	1,968.49	(8,333.33)	(6,364.84)	
1/1/16	Closing Balance	-1,000,000.00	(1,000,000.00)	0	1.46	1.480	(2,395.37)	10,000.00	7,604.63	
							1.480	(426.88)	1,666.67	1,239.79
Municipal Bond							1.480	(426.88)	1,666.67	1,239.79
Arkansas State Treasury							3.257	(6,343,808.85)	15,662,574.66	9,318,765.81

Return on Investment - Detail - AST

Between: December 1, 2015 and January 1, 2016

Printed: January 4, 2016 8:53 am

Cash Flow Date	Transaction Description	Orig Curr Balance	Local Currency Equivalent ()					Interest	Total Cost
			Principal Movement	Days	Yield	Adj Yield	Premium/ (Discount)		

Return on Investment - Detail - AST

Between: July 1, 2015 and January 1, 2016

Printed: January 4, 2016 10:27 am

Cash Flow Date	Transaction Description	Orig Curr Balance	Local Currency Equivalent ()								
			Principal Movement	Days	Yield	Adj Yield	Premium/ (Discount)	Interest	Total Cost		
Arkansas State Treasury											
Cert of Indebtedness - AR Cap Corp Invest											
158727 - Arkansas Capital Corporation - Tran Type: CI ACC, Start: December 16, 2005, Maturity: November 25, 2015											
7/1/15	Opening Balance	0.00	0.00	0	0.00	0.000	0.00	0.00	0.00	0.00	
11/25/15	Invest - Term Closeout	0.00	4,000,000.00	0	0.00	0.000	0.00	7,101.37	7,101.37	7,101.37	
1/1/16	Closing Balance	0.00	0.00	0	0.00	0.000	0.00	0.00	0.00	0.00	
							0.00	7,101.37	7,101.37		
236190 - Arkansas Capital Corporation - Tran Type: CI ACC, Start: November 17, 2008, Maturity: November 25, 2015											
7/1/15	Opening Balance	-26,878,000.00	(26,878,000.00)	47	0.75	0.750	0.00	(24,300.66)	(24,300.66)	(24,300.66)	
8/17/15	Invest - Term Rate Renegotiation	-26,878,000.00	0.00	92	0.75	0.750	0.00	0.00	0.00	0.00	
11/16/15	Invest - Term Interest Receipt	-26,878,000.00	0.00	0	0.75	0.750	0.00	100,516.36	100,516.36	100,516.36	
11/17/15	Invest - Term Rate Renegotiation	0.00	0.00	8	0.75	0.750	0.00	0.00	0.00	0.00	
11/25/15	Invest - Term Closeout	0.00	26,878,000.00	0	0.75	0.750	0.00	4,970.59	4,970.59	4,970.59	
1/1/16	Closing Balance	0.00	0.00	0	0.00	0.000	0.00	0.00	0.00	0.00	
							0.750	0.00	81,186.29	81,186.29	
413573 - Arkansas Capital Corporation - Tran Type: CI ACC, Start: May 11, 2012, Maturity: November 25, 2015											
7/1/15	Opening Balance	-3,000,000.00	(3,000,000.00)	91	0.75	0.750	0.00	(3,143.83)	(3,143.83)	(3,143.83)	
9/30/15	Invest - Term Rate Renegotiation	0.00	0.00	56	0.75	0.750	0.00	0.00	0.00	0.00	
11/10/15	Invest - Term Interest Receipt	0.00	0.00	0	0.75	0.750	0.00	11,280.82	11,280.82	11,280.82	
11/25/15	Invest - Term Closeout	0.00	3,000,000.00	0	0.75	0.750	0.00	924.66	924.66	924.66	
1/1/16	Closing Balance	0.00	0.00	0	0.00	0.000	0.00	0.00	0.00	0.00	
							0.750	0.00	9,061.65	9,061.65	
438686 - Arkansas Capital Corporation - Tran Type: CI ACC, Start: August 1, 2012, Maturity: November 25, 2015											
7/1/15	Opening Balance	-7,700,000.00	(7,700,000.00)	91	0.75	0.750	0.00	(23,574.65)	(23,574.65)	(23,574.65)	
8/3/15	Invest - Term Interest Receipt	-7,700,000.00	0.00	0	0.75	0.750	0.00	28,795.88	28,795.88	28,795.88	
9/30/15	Invest - Term Rate Renegotiation	0.00	0.00	56	0.75	0.750	0.00	0.00	0.00	0.00	
11/25/15	Invest - Term Closeout	0.00	7,700,000.00	0	0.75	0.750	0.00	18,036.98	18,036.98	18,036.98	
1/1/16	Closing Balance	0.00	0.00	0	0.00	0.000	0.00	0.00	0.00	0.00	
							0.750	0.00	23,258.21	23,258.21	
Cert of Indebtedness - AR Cap Corp							0.750	0.00	120,607.52	120,607.52	
Certificates of Deposit Invest											
569137 - Helena National Bank - Tran Type: CD, Start: June 26, 2015, Maturity: September 24, 2015											
7/1/15	Opening Balance	-4,000,000.00	(4,000,000.00)	85	0.30	0.300	0.00	(164.38)	(164.38)	(164.38)	

Return on Investment - Detail - AST

Between: July 1, 2015 and January 1, 2016

Printed: January 4, 2016 10:27 am

Cash Flow Date	Transaction Description	Orig Curr Balance	Local Currency Equivalent ()							
			Principal Movement	Days	Yield	Adj Yield	Premium/ (Discount)	Interest	Total Cost	
Arkansas State Treasury (Con't)										
Certificates of Deposit Invest (Con't)										
569137 - Helena National Bank - Tran Type: CD, Start: June 26, 2015, Maturity: September 24, 2015										
9/24/15	Invest - Term Interest Receipt	0.00	0.00	0	0.30	0.300	0.00	2,958.90	2,958.90	
9/24/15	Invest - Term Maturity	0.00	4,000,000.00	0	0.30	0.300	0.00	0.00	0.00	
1/1/16	Closing Balance	0.00	0.00	0	0.00	0.000	0.00	0.00	0.00	
						0.300	0.00	2,794.52	2,794.52	
569138 - Central Bank Little Rock AR - Tran Type: CD, Start: June 26, 2015, Maturity: September 24, 2015										
7/1/15	Opening Balance	-1,000,000.00	(1,000,000.00)	85	0.30	0.300	0.00	(41.10)	(41.10)	
9/24/15	Invest - Term Maturity	0.00	1,000,000.00	0	0.30	0.300	0.00	0.00	0.00	
9/24/15	Invest - Term Interest Receipt	0.00	0.00	0	0.30	0.300	0.00	739.73	739.73	
1/1/16	Closing Balance	0.00	0.00	0	0.00	0.000	0.00	0.00	0.00	
						0.300	0.00	698.63	698.63	
569139 - The Farmers and Merchants Bank Stuttgart - Tran Type: CD, Start: June 26, 2015, Maturity: September 24, 2015										
7/1/15	Opening Balance	-4,009,369.88	(4,009,369.88)	85	0.30	0.300	0.00	(164.77)	(164.77)	
9/24/15	Invest - Term Interest Receipt	0.00	0.00	0	0.30	0.300	0.00	2,965.84	2,965.84	
9/24/15	Invest - Term Maturity	0.00	4,009,369.88	0	0.30	0.300	0.00	0.00	0.00	
1/1/16	Closing Balance	0.00	0.00	0	0.00	0.000	0.00	0.00	0.00	
						0.300	0.00	2,801.07	2,801.07	
569140 - Pinnacle Bank Rogers - Tran Type: CD, Start: June 26, 2015, Maturity: September 24, 2015										
7/1/15	Opening Balance	-1,000,000.00	(1,000,000.00)	85	0.30	0.300	0.00	(41.10)	(41.10)	
9/24/15	Invest - Term Interest Receipt	0.00	0.00	0	0.30	0.300	0.00	739.73	739.73	
9/24/15	Invest - Term Maturity	0.00	1,000,000.00	0	0.30	0.300	0.00	0.00	0.00	
1/1/16	Closing Balance	0.00	0.00	0	0.00	0.000	0.00	0.00	0.00	
						0.300	0.00	698.63	698.63	
						0.300	0.00	6,992.85	6,992.85	
Certificates of Deposit										
City of NLR Electric System Rev Tax Bond Invest										
585732 - Stephens, Inc. - Tran Type: REV BOND, Start: October 21, 2015, Maturity: October 1, 2017										
7/1/15	Opening Balance	0.00	0.00	0	0.00	0.000	0.00	0.00	0.00	
10/21/15	Invest - Bond Purchase	-1,235,000.00	(1,235,000.00)	72	1.20	1.214	0.00	0.00	0.00	
1/1/16	Closing Balance	-1,235,000.00	(1,235,000.00)	0	1.20	1.214	0.00	3,695.74	3,695.74	
						1.214	0.00	3,695.74	3,695.74	
585733 - Stephens, Inc. - Tran Type: REV BOND, Start: October 21, 2015, Maturity: October 1, 2018										

Return on Investment - Detail - AST

Between: July 1, 2015 and January 1, 2016

Printed: January 4, 2016 10:27 am

Cash Flow Date	Transaction Description	Orig Curr Balance	Local Currency Equivalent ()						
			Principal Movement	Days	Yield	Adj Yield	Premium/ (Discount)	Interest	Total Cost
Arkansas State Treasury (Con't)									
City of NLR Electric System Rev Tax Bond Invest (Con't)									
585733 - Stephens, Inc. - Tran Type: REV BOND, Start: October 21, 2015, Maturity: October 1, 2018									
7/1/15	Opening Balance	0.00	0.00	0	0.00	0.000	0.00	0.00	0.00
10/21/15	Invest - Bond Purchase	-1,250,000.00	(1,250,000.00)	72	1.62	1.640	0.00	0.00	0.00
1/1/16	Closing Balance	-1,250,000.00	(1,250,000.00)	0	1.62	1.640	0.00	5,056.25	5,056.25
						1.640	0.00	5,056.25	5,056.25
						1.428	0.00	8,751.99	8,751.99
City of NLR Electric System Rev Tax Bond									
Commercial Paper Disc Note Invest									
561001 - Commercial Paper - Tran Type: COMM PAPER, Start: April 29, 2015, Maturity: July 31, 2015									
7/1/15	Opening Balance	-50,000,000.00	(50,000,000.00)	30	0.72	0.732	(62,962.14)	0.00	(62,962.14)
7/31/15	MMkt - Bill Maturity	0.00	50,000,000.00	0	0.72	0.721	93,000.04	0.00	93,000.04
1/1/16	Closing Balance	0.00	0.00	0	0.72	0.721	0.00	0.00	0.00
						0.732	30,037.90	0.00	30,037.90
561545 - Commercial Paper - Tran Type: COMM PAPER, Start: May 4, 2015, Maturity: July 6, 2015									
7/1/15	Opening Balance	-20,000,000.00	(20,000,000.00)	5	0.71	0.722	(22,875.52)	0.00	(22,875.52)
7/6/15	MMkt - Bill Maturity	0.00	20,000,000.00	0	0.71	0.711	24,849.99	0.00	24,849.99
1/1/16	Closing Balance	0.00	0.00	0	0.71	0.711	0.00	0.00	0.00
						0.722	1,974.47	0.00	1,974.47
562143 - Commercial Paper - Tran Type: COMM PAPER, Start: May 6, 2015, Maturity: July 1, 2015									
7/1/15	Opening Balance	-20,000,000.00	(20,000,000.00)	0	0.71	0.722	(22,088.89)	0.00	(22,088.89)
7/1/15	MMkt - Bill Maturity	0.00	20,000,000.00	0	0.71	0.711	22,088.89	0.00	22,088.89
1/1/16	Closing Balance	0.00	0.00	0	0.71	0.711	0.00	0.00	0.00
						0.00	0.00	0.00	0.00
562360 - Commercial Paper - Tran Type: COMM PAPER, Start: May 7, 2015, Maturity: August 14, 2015									
7/1/15	Opening Balance	-60,000,000.00	(60,000,000.00)	44	0.73	0.742	(66,856.93)	0.00	(66,856.93)
8/14/15	MMkt - Bill Maturity	0.00	60,000,000.00	0	0.73	0.731	120,449.93	0.00	120,449.93
1/1/16	Closing Balance	0.00	0.00	0	0.73	0.731	0.00	0.00	0.00
						0.742	53,593.00	0.00	53,593.00
563529 - Commercial Paper - Tran Type: COMM PAPER, Start: May 12, 2015, Maturity: July 1, 2015									
7/1/15	Opening Balance	-75,000,000.00	(75,000,000.00)	0	0.52	0.528	(54,166.67)	0.00	(54,166.67)
7/1/15	MMkt - Bill Maturity	0.00	75,000,000.00	0	0.52	0.520	54,167.10	0.00	54,167.10
1/1/16	Closing Balance	0.00	0.00	0	0.52	0.520	0.00	0.00	0.00

Return on Investment - Detail - AST

Between: July 1, 2015 and January 1, 2016

Printed: January 4, 2016 10:27 am

Cash Flow Date	Transaction Description	Orig Curr Balance	Local Currency Equivalent ()								
			Principal Movement	Days	Yield	Adj Yield	Premium/ (Discount)	Interest	Total Cost		
Arkansas State Treasury (Con't)											
Commercial Paper Disc Note Invest (Con't)											
								0.43	0.00	0.43	
563703 - Commercial Paper	- Tran Type: COMM PAPER, Start: May 12, 2015, Maturity: August 14, 2015										
7/1/15	Opening Balance	-20,000,000.00	(20,000,000.00)	44	0.75	0.763	(20,814.21)	0.00		(20,814.21)	
8/14/15	MMkt - Bill Maturity	0.00	20,000,000.00	0	0.75	0.751	39,166.69	0.00		39,166.69	
1/1/16	Closing Balance	0.00	0.00	0	0.75	0.751	0.00	0.00		0.00	
								0.763	18,352.48	0.00	18,352.48
563721 - Commercial Paper	- Tran Type: COMM PAPER, Start: May 15, 2015, Maturity: July 8, 2015										
7/1/15	Opening Balance	-5,986,000.00	(5,986,000.00)	7	0.72	0.732	(5,626.05)	0.00		(5,626.05)	
7/8/15	MMkt - Bill Maturity	0.00	5,986,000.00	0	0.72	0.721	6,464.88	0.00		6,464.88	
1/1/16	Closing Balance	0.00	0.00	0	0.72	0.721	0.00	0.00		0.00	
								0.732	838.83	0.00	838.83
563728 - Commercial Paper	- Tran Type: COMM PAPER, Start: May 18, 2015, Maturity: July 16, 2015										
7/1/15	Opening Balance	-46,400,000.00	(46,400,000.00)	15	0.61	0.620	(34,584.99)	0.00		(34,584.99)	
7/16/15	MMkt - Bill Maturity	0.00	46,400,000.00	0	0.61	0.611	46,387.08	0.00		46,387.08	
1/1/16	Closing Balance	0.00	0.00	0	0.61	0.611	0.00	0.00		0.00	
								0.620	11,802.09	0.00	11,802.09
563730 - Commercial Paper	- Tran Type: COMM PAPER, Start: May 18, 2015, Maturity: July 17, 2015										
7/1/15	Opening Balance	-35,000,000.00	(35,000,000.00)	16	0.65	0.660	(27,797.52)	0.00		(27,797.52)	
7/17/15	MMkt - Bill Maturity	0.00	35,000,000.00	0	0.65	0.651	37,916.67	0.00		37,916.67	
1/1/16	Closing Balance	0.00	0.00	0	0.65	0.651	0.00	0.00		0.00	
								0.660	10,119.15	0.00	10,119.15
563735 - Commercial Paper	- Tran Type: COMM PAPER, Start: May 19, 2015, Maturity: August 28, 2015										
7/1/15	Opening Balance	-69,993,000.00	(69,993,000.00)	58	0.70	0.712	(58,455.91)	0.00		(58,455.91)	
8/28/15	MMkt - Bill Maturity	0.00	69,993,000.00	0	0.70	0.701	137,458.39	0.00		137,458.39	
1/1/16	Closing Balance	0.00	0.00	0	0.70	0.701	0.00	0.00		0.00	
								0.712	79,002.48	0.00	79,002.48
563926 - Commercial Paper	- Tran Type: COMM PAPER, Start: May 20, 2015, Maturity: August 21, 2015										
7/1/15	Opening Balance	-25,000,000.00	(25,000,000.00)	51	0.74	0.752	(21,560.70)	0.00		(21,560.70)	
8/21/15	MMkt - Bill Maturity	0.00	25,000,000.00	0	0.74	0.741	47,791.64	0.00		47,791.64	
1/1/16	Closing Balance	0.00	0.00	0	0.74	0.741	0.00	0.00		0.00	
								0.752	26,230.94	0.00	26,230.94

Return on Investment - Detail - AST

Between: July 1, 2015 and January 1, 2016

Printed: January 4, 2016 10:27 am

Cash Flow Date	Transaction Description	Orig Curr Balance	Local Currency Equivalent ()							
			Principal Movement	Days	Yield	Adj Yield	Premium/ (Discount)	Interest	Total Cost	
Arkansas State Treasury (Con't)										
Commercial Paper Disc Note Invest (Con't)										
564135 - Commercial Paper - Tran Type: COMM PAPER, Start: May 21, 2015, Maturity: July 2, 2015										
7/1/15	Opening Balance	-35,000,000.00	(35,000,000.00)	1	0.62	0.630	(24,713.47)	0.00	(24,713.47)	
7/2/15	MMkt - Bill Maturity	0.00	35,000,000.00	0	0.62	0.620	25,316.72	0.00	25,316.72	
1/1/16	Closing Balance	0.00	0.00	0	0.62	0.620	0.00	0.00	0.00	
						0.630	603.25	0.00	603.25	
564522 - Commercial Paper - Tran Type: COMM PAPER, Start: May 22, 2015, Maturity: August 21, 2015										
7/1/15	Opening Balance	-50,000,000.00	(50,000,000.00)	51	0.74	0.752	(41,067.97)	0.00	(41,067.97)	
8/21/15	MMkt - Bill Maturity	0.00	50,000,000.00	0	0.74	0.741	93,527.80	0.00	93,527.80	
1/1/16	Closing Balance	0.00	0.00	0	0.74	0.741	0.00	0.00	0.00	
						0.752	52,459.83	0.00	52,459.83	
564527 - Commercial Paper - Tran Type: COMM PAPER, Start: May 22, 2015, Maturity: August 17, 2015										
7/1/15	Opening Balance	-20,000,000.00	(20,000,000.00)	47	0.65	0.661	(14,432.17)	0.00	(14,432.17)	
8/17/15	MMkt - Bill Maturity	0.00	20,000,000.00	0	0.65	0.651	31,416.68	0.00	31,416.68	
1/1/16	Closing Balance	0.00	0.00	0	0.65	0.651	0.00	0.00	0.00	
						0.661	16,984.51	0.00	16,984.51	
564539 - Commercial Paper - Tran Type: COMM PAPER, Start: May 26, 2015, Maturity: July 2, 2015										
7/1/15	Opening Balance	-22,000,000.00	(22,000,000.00)	1	0.65	0.660	(14,299.74)	0.00	(14,299.74)	
7/2/15	MMkt - Bill Maturity	0.00	22,000,000.00	0	0.65	0.650	14,697.23	0.00	14,697.23	
1/1/16	Closing Balance	0.00	0.00	0	0.65	0.650	0.00	0.00	0.00	
						0.660	397.49	0.00	397.49	
564550 - Commercial Paper - Tran Type: COMM PAPER, Start: May 26, 2015, Maturity: July 2, 2015										
7/1/15	Opening Balance	-15,000,000.00	(15,000,000.00)	1	0.60	0.609	(8,999.85)	0.00	(8,999.85)	
7/2/15	MMkt - Bill Maturity	0.00	15,000,000.00	0	0.60	0.600	9,250.00	0.00	9,250.00	
1/1/16	Closing Balance	0.00	0.00	0	0.60	0.600	0.00	0.00	0.00	
						0.609	250.15	0.00	250.15	
566515 - Commercial Paper - Tran Type: COMM PAPER, Start: June 8, 2015, Maturity: August 5, 2015										
7/1/15	Opening Balance	-40,000,000.00	(40,000,000.00)	35	0.64	0.650	(16,345.35)	0.00	(16,345.35)	
8/5/15	MMkt - Bill Maturity	0.00	40,000,000.00	0	0.64	0.641	41,244.47	0.00	41,244.47	
1/1/16	Closing Balance	0.00	0.00	0	0.64	0.641	0.00	0.00	0.00	
						0.650	24,899.12	0.00	24,899.12	
566516 - Commercial Paper - Tran Type: COMM PAPER, Start: May 22, 2015, Maturity: August 14, 2015										
7/1/15	Opening Balance	-50,000,000.00	(50,000,000.00)	44	0.60	0.610	(33,308.86)	0.00	(33,308.86)	

Return on Investment - Detail - AST

Between: July 1, 2015 and January 1, 2016

Printed: January 4, 2016 10:27 am

Cash Flow Date	Transaction Description	Orig Curr Balance	Local Currency Equivalent ()							
			Principal Movement	Days	Yield	Adj Yield	Premium/ (Discount)	Interest	Total Cost	
Arkansas State Treasury (Con't)										
Commercial Paper Disc Note Invest (Con't)										
566516 - Commercial Paper - Tran Type: COMM PAPER, Start: May 22, 2015, Maturity: August 14, 2015										
8/14/15	MMkt - Bill Maturity	0.00	50,000,000.00	0	0.60	0.601	69,999.98	0.00	69,999.98	
1/1/16	Closing Balance	0.00	0.00	0	0.60	0.601	0.00	0.00	0.00	
							0.610	36,691.12	0.00	36,691.12
567934 - Commercial Paper - Tran Type: COMM PAPER, Start: May 22, 2015, Maturity: July 21, 2015										
7/1/15	Opening Balance	-33,600,000.00	(33,600,000.00)	20	0.71	0.722	(26,496.21)	0.00	(26,496.21)	
7/21/15	MMkt - Bill Maturity	0.00	33,600,000.00	0	0.71	0.711	39,759.99	0.00	39,759.99	
1/1/16	Closing Balance	0.00	0.00	0	0.71	0.711	0.00	0.00	0.00	
							0.722	13,263.78	0.00	13,263.78
568142 - Suntrust Capital Markets - Tran Type: COMM PAPER, Start: June 19, 2015, Maturity: July 10, 2015										
7/1/15	Opening Balance	-20,000,000.00	(20,000,000.00)	9	0.60	0.600	(3,998.47)	0.00	(3,998.47)	
7/10/15	MMkt - Bill Sale/Redemption	0.00	20,000,000.00	0	0.60	0.600	(3,998.47)	0.00	(3,998.47)	
1/1/16	Closing Balance	0.00	0.00	0	0.60	0.600	0.00	0.00	0.00	
							0.600	(7,996.94)	0.00	(7,996.94)
568143 - Commercial Paper - Tran Type: COMM PAPER, Start: June 18, 2015, Maturity: July 13, 2015										
7/1/15	Opening Balance	-14,910,000.00	(14,910,000.00)	12	0.65	0.660	(3,498.95)	0.00	(3,498.95)	
7/13/15	MMkt - Bill Maturity	0.00	14,910,000.00	0	0.65	0.650	6,730.21	0.00	6,730.21	
1/1/16	Closing Balance	0.00	0.00	0	0.65	0.650	0.00	0.00	0.00	
							0.660	3,231.26	0.00	3,231.26
568146 - Commercial Paper - Tran Type: COMM PAPER, Start: June 18, 2015, Maturity: August 14, 2015										
7/1/15	Opening Balance	-22,000,000.00	(22,000,000.00)	44	0.65	0.660	(5,159.79)	0.00	(5,159.79)	
8/14/15	MMkt - Bill Maturity	0.00	22,000,000.00	0	0.65	0.651	22,641.68	0.00	22,641.68	
1/1/16	Closing Balance	0.00	0.00	0	0.65	0.651	0.00	0.00	0.00	
							0.660	17,481.89	0.00	17,481.89
568624 - Commercial Paper - Tran Type: COMM PAPER, Start: June 22, 2015, Maturity: July 2, 2015										
7/1/15	Opening Balance	-16,252,000.00	(16,252,000.00)	1	0.46	0.467	(1,868.95)	0.00	(1,868.95)	
7/2/15	MMkt - Bill Maturity	0.00	16,252,000.00	0	0.46	0.460	2,076.65	0.00	2,076.65	
1/1/16	Closing Balance	0.00	0.00	0	0.46	0.460	0.00	0.00	0.00	
							0.467	207.70	0.00	207.70
568800 - Commercial Paper - Tran Type: COMM PAPER, Start: June 23, 2015, Maturity: July 1, 2015										
7/1/15	Opening Balance	-13,000,000.00	(13,000,000.00)	0	0.46	0.467	(1,328.89)	0.00	(1,328.89)	
7/1/15	MMkt - Bill Maturity	0.00	13,000,000.00	0	0.46	0.460	1,328.89	0.00	1,328.89	

Return on Investment - Detail - AST

Between: July 1, 2015 and January 1, 2016

Printed: January 4, 2016 10:27 am

Cash Flow Date	Transaction Description	Orig Curr Balance	Local Currency Equivalent ()								
			Principal Movement	Days	Yield	Adj Yield	Premium/ (Discount)	Interest	Total Cost		
Arkansas State Treasury (Con't)											
Commercial Paper Disc Note Invest (Con't)											
568800 - Commercial Paper - Tran Type: COMM PAPER, Start: June 23, 2015, Maturity: July 1, 2015											
1/1/16	Closing Balance	0.00	0.00	0	0.46	0.460	0.00	0.00	0.00	0.00	
								0.00	0.00	0.00	
568802 - Commercial Paper - Tran Type: COMM PAPER, Start: June 23, 2015, Maturity: July 1, 2015											
7/1/15	Opening Balance	-100,000,000.00	(100,000,000.00)	0	0.40	0.406	(8,888.89)	0.00	(8,888.89)		
7/1/15	MMkt - Bill Maturity	0.00	100,000,000.00	0	0.40	0.400	8,888.99	0.00	8,888.99		
1/1/16	Closing Balance	0.00	0.00	0	0.40	0.400	0.00	0.00	0.00		
								0.10	0.00	0.10	
569142 - Commercial Paper - Tran Type: COMM PAPER, Start: June 24, 2015, Maturity: July 2, 2015											
7/1/15	Opening Balance	-25,000,000.00	(25,000,000.00)	1	0.48	0.487	(2,333.31)	0.00	(2,333.31)		
7/2/15	MMkt - Bill Maturity	0.00	25,000,000.00	0	0.48	0.480	2,666.67	0.00	2,666.67		
1/1/16	Closing Balance	0.00	0.00	0	0.48	0.480	0.00	0.00	0.00		
								0.487	333.36	0.00	333.36
569143 - Commercial Paper - Tran Type: COMM PAPER, Start: June 24, 2015, Maturity: July 2, 2015											
7/1/15	Opening Balance	-6,750,000.00	(6,750,000.00)	1	0.45	0.457	(590.62)	0.00	(590.62)		
7/2/15	MMkt - Bill Maturity	0.00	6,750,000.00	0	0.45	0.450	675.00	0.00	675.00		
1/1/16	Closing Balance	0.00	0.00	0	0.45	0.450	0.00	0.00	0.00		
								0.457	84.38	0.00	84.38
569375 - Commercial Paper - Tran Type: COMM PAPER, Start: May 20, 2015, Maturity: July 2, 2015											
7/1/15	Opening Balance	-27,816,000.00	(27,816,000.00)	1	0.65	0.660	(21,093.42)	0.00	(21,093.42)		
7/2/15	MMkt - Bill Maturity	0.00	27,816,000.00	0	0.65	0.651	21,596.03	0.00	21,596.03		
1/1/16	Closing Balance	0.00	0.00	0	0.65	0.651	0.00	0.00	0.00		
								0.660	502.61	0.00	502.61
569807 - Commercial Paper - Tran Type: COMM PAPER, Start: June 29, 2015, Maturity: July 2, 2015											
7/1/15	Opening Balance	-16,500,000.00	(16,500,000.00)	1	0.40	0.406	(366.66)	0.00	(366.66)		
7/2/15	MMkt - Bill Maturity	0.00	16,500,000.00	0	0.40	0.400	550.00	0.00	550.00		
1/1/16	Closing Balance	0.00	0.00	0	0.40	0.400	0.00	0.00	0.00		
								0.406	183.34	0.00	183.34
570000 - Commercial Paper - Tran Type: COMM PAPER, Start: June 30, 2015, Maturity: July 1, 2015											
7/1/15	Opening Balance	-20,013,000.00	(20,013,000.00)	0	0.35	0.355	(194.57)	0.00	(194.57)		
7/1/15	MMkt - Bill Maturity	0.00	20,013,000.00	0	0.35	0.350	194.57	0.00	194.57		
1/1/16	Closing Balance	0.00	0.00	0	0.35	0.350	0.00	0.00	0.00		

Return on Investment - Detail - AST

Between: July 1, 2015 and January 1, 2016

Printed: January 4, 2016 10:27 am

Cash Flow Date	Transaction Description	Orig Curr Balance	Local Currency Equivalent ()						
			Principal Movement	Days	Yield	Adj Yield	Premium/ (Discount)	Interest	Total Cost
Arkansas State Treasury (Con't)									
Commercial Paper Disc Note Invest (Con't)									
							0.00	0.00	0.00
570001 - Commercial Paper - Tran Type: COMM PAPER, Start: June 30, 2015, Maturity: July 1, 2015									
7/1/15	Opening Balance	-41,000,000.00	(41,000,000.00)	0	0.40	0.406	(455.56)	0.00	(455.56)
7/1/15	MMkt - Bill Maturity	0.00	41,000,000.00	0	0.40	0.400	455.56	0.00	455.56
1/1/16	Closing Balance	0.00	0.00	0	0.40	0.400	0.00	0.00	0.00
							0.00	0.00	0.00
570002 - Commercial Paper - Tran Type: COMM PAPER, Start: June 30, 2015, Maturity: July 2, 2015									
7/1/15	Opening Balance	-75,000,000.00	(75,000,000.00)	1	0.32	0.325	(666.66)	0.00	(666.66)
7/2/15	MMkt - Bill Maturity	0.00	75,000,000.00	0	0.32	0.320	1,333.33	0.00	1,333.33
1/1/16	Closing Balance	0.00	0.00	0	0.32	0.320	0.00	0.00	0.00
						0.325	666.67	0.00	666.67
570140 - Commercial Paper - Tran Type: COMM PAPER, Start: July 1, 2015, Maturity: July 10, 2015									
7/1/15	Opening Balance	0.00	0.00	0	0.00	0.000	0.00	0.00	0.00
7/1/15	MMkt - Bill Invest/Issue	-34,000,000.00	(34,000,000.00)	9	0.42	0.426	0.00	0.00	0.00
7/10/15	MMkt - Bill Maturity	0.00	34,000,000.00	0	0.42	0.420	3,570.00	0.00	3,570.00
1/1/16	Closing Balance	0.00	0.00	0	0.42	0.420	0.00	0.00	0.00
						0.426	3,570.00	0.00	3,570.00
570141 - Commercial Paper - Tran Type: COMM PAPER, Start: July 1, 2015, Maturity: July 10, 2015									
7/1/15	Opening Balance	0.00	0.00	0	0.00	0.000	0.00	0.00	0.00
7/1/15	MMkt - Bill Invest/Issue	-30,000,000.00	(30,000,000.00)	9	0.43	0.436	0.00	0.00	0.00
7/10/15	MMkt - Bill Maturity	0.00	30,000,000.00	0	0.43	0.430	3,225.00	0.00	3,225.00
1/1/16	Closing Balance	0.00	0.00	0	0.43	0.430	0.00	0.00	0.00
						0.436	3,225.00	0.00	3,225.00
570142 - Commercial Paper - Tran Type: COMM PAPER, Start: July 1, 2015, Maturity: July 7, 2015									
7/1/15	Opening Balance	0.00	0.00	0	0.00	0.000	0.00	0.00	0.00
7/1/15	MMkt - Bill Invest/Issue	-25,000,000.00	(25,000,000.00)	6	0.37	0.375	0.00	0.00	0.00
7/7/15	MMkt - Bill Maturity	0.00	25,000,000.00	0	0.37	0.370	1,541.65	0.00	1,541.65
1/1/16	Closing Balance	0.00	0.00	0	0.37	0.370	0.00	0.00	0.00
						0.375	1,541.65	0.00	1,541.65
570143 - Commercial Paper - Tran Type: COMM PAPER, Start: July 1, 2015, Maturity: August 4, 2015									
7/1/15	Opening Balance	0.00	0.00	0	0.00	0.000	0.00	0.00	0.00
7/1/15	MMkt - Bill Invest/Issue	-2,485,000.00	(2,485,000.00)	34	0.60	0.609	0.00	0.00	0.00

Return on Investment - Detail - AST

Between: July 1, 2015 and January 1, 2016

Printed: January 4, 2016 10:27 am

Cash Flow Date	Transaction Description	Orig Curr Balance	Local Currency Equivalent ()						
			Principal Movement	Days	Yield	Adj Yield	Premium/ (Discount)	Interest	Total Cost
Arkansas State Treasury (Con't)									
Commercial Paper Disc Note Invest (Con't)									
570143 - Commercial Paper - Tran Type: COMM PAPER, Start: July 1, 2015, Maturity: August 4, 2015									
8/4/15	MMkt - Bill Maturity	0.00	2,485,000.00	0	0.60	0.600	1,408.17	0.00	1,408.17
1/1/16	Closing Balance	0.00	0.00	0	0.60	0.600	0.00	0.00	0.00
						0.609	1,408.17	0.00	1,408.17
570144 - Commercial Paper - Tran Type: COMM PAPER, Start: July 1, 2015, Maturity: July 7, 2015									
7/1/15	Opening Balance	0.00	0.00	0	0.00	0.000	0.00	0.00	0.00
7/1/15	MMkt - Bill Invest/Issue	-35,000,000.00	(35,000,000.00)	6	0.40	0.406	0.00	0.00	0.00
7/7/15	MMkt - Bill Maturity	0.00	35,000,000.00	0	0.40	0.400	2,333.34	0.00	2,333.34
1/1/16	Closing Balance	0.00	0.00	0	0.40	0.400	0.00	0.00	0.00
						0.406	2,333.34	0.00	2,333.34
570145 - Commercial Paper - Tran Type: COMM PAPER, Start: July 2, 2015, Maturity: July 10, 2015									
7/1/15	Opening Balance	0.00	0.00	0	0.00	0.000	0.00	0.00	0.00
7/2/15	MMkt - Bill Invest/Issue	-15,000,000.00	(15,000,000.00)	8	0.50	0.508	0.00	0.00	0.00
7/10/15	MMkt - Bill Maturity	0.00	15,000,000.00	0	0.50	0.500	1,666.67	0.00	1,666.67
1/1/16	Closing Balance	0.00	0.00	0	0.50	0.500	0.00	0.00	0.00
						0.508	1,666.67	0.00	1,666.67
570146 - Commercial Paper - Tran Type: COMM PAPER, Start: July 1, 2015, Maturity: July 8, 2015									
7/1/15	Opening Balance	0.00	0.00	0	0.00	0.000	0.00	0.00	0.00
7/1/15	MMkt - Bill Invest/Issue	-53,900,000.00	(53,900,000.00)	7	0.42	0.426	0.00	0.00	0.00
7/8/15	MMkt - Bill Maturity	0.00	53,900,000.00	0	0.42	0.420	4,401.83	0.00	4,401.83
1/1/16	Closing Balance	0.00	0.00	0	0.42	0.420	0.00	0.00	0.00
						0.426	4,401.83	0.00	4,401.83
570147 - Commercial Paper - Tran Type: COMM PAPER, Start: July 1, 2015, Maturity: July 2, 2015									
7/1/15	Opening Balance	0.00	0.00	0	0.00	0.000	0.00	0.00	0.00
7/1/15	MMkt - Bill Invest/Issue	-47,000,000.00	(47,000,000.00)	1	0.35	0.355	0.00	0.00	0.00
7/2/15	MMkt - Bill Maturity	0.00	47,000,000.00	0	0.35	0.350	456.94	0.00	456.94
1/1/16	Closing Balance	0.00	0.00	0	0.35	0.350	0.00	0.00	0.00
						0.355	456.94	0.00	456.94
570149 - Commercial Paper - Tran Type: COMM PAPER, Start: July 2, 2015, Maturity: July 10, 2015									
7/1/15	Opening Balance	0.00	0.00	0	0.00	0.000	0.00	0.00	0.00
7/2/15	MMkt - Bill Invest/Issue	-50,000,000.00	(50,000,000.00)	8	0.45	0.457	0.00	0.00	0.00
7/10/15	MMkt - Bill Maturity	0.00	50,000,000.00	0	0.45	0.450	5,000.00	0.00	5,000.00

Return on Investment - Detail - AST

Between: July 1, 2015 and January 1, 2016

Printed: January 4, 2016 10:27 am

Cash Flow Date	Transaction Description	Orig Curr Balance	Local Currency Equivalent ()							
			Principal Movement	Days	Yield	Adj Yield	Premium/ (Discount)	Interest	Total Cost	
Arkansas State Treasury (Con't)										
Commercial Paper Disc Note Invest (Con't)										
570149 - Commercial Paper - Tran Type: COMM PAPER, Start: July 2, 2015, Maturity: July 10, 2015										
1/1/16	Closing Balance	0.00	0.00	0	0.45	0.450	0.00	0.00	0.00	0.00
						0.457	5,000.00	0.00	5,000.00	
570150 - Commercial Paper - Tran Type: COMM PAPER, Start: July 2, 2015, Maturity: August 3, 2015										
7/1/15	Opening Balance	0.00	0.00	0	0.00	0.000	0.00	0.00	0.00	0.00
7/2/15	MMkt - Bill Invest/Issue	-5,000,000.00	(5,000,000.00)	32	0.63	0.640	0.00	0.00	0.00	0.00
8/3/15	MMkt - Bill Maturity	0.00	5,000,000.00	0	0.63	0.630	2,800.00	0.00	2,800.00	0.00
1/1/16	Closing Balance	0.00	0.00	0	0.63	0.630	0.00	0.00	0.00	0.00
						0.640	2,800.00	0.00	2,800.00	
570151 - Commercial Paper - Tran Type: COMM PAPER, Start: July 2, 2015, Maturity: August 3, 2015										
7/1/15	Opening Balance	0.00	0.00	0	0.00	0.000	0.00	0.00	0.00	0.00
7/2/15	MMkt - Bill Invest/Issue	-15,000,000.00	(15,000,000.00)	32	0.65	0.660	0.00	0.00	0.00	0.00
8/3/15	MMkt - Bill Maturity	0.00	15,000,000.00	0	0.65	0.650	8,666.67	0.00	8,666.67	0.00
1/1/16	Closing Balance	0.00	0.00	0	0.65	0.650	0.00	0.00	0.00	0.00
						0.660	8,666.67	0.00	8,666.67	
570152 - Commercial Paper - Tran Type: COMM PAPER, Start: July 2, 2015, Maturity: July 6, 2015										
7/1/15	Opening Balance	0.00	0.00	0	0.00	0.000	0.00	0.00	0.00	0.00
7/2/15	MMkt - Bill Invest/Issue	-50,018,000.00	(50,018,000.00)	4	0.40	0.406	0.00	0.00	0.00	0.00
7/6/15	MMkt - Bill Maturity	0.00	50,018,000.00	0	0.40	0.400	2,223.02	0.00	2,223.02	0.00
1/1/16	Closing Balance	0.00	0.00	0	0.40	0.400	0.00	0.00	0.00	0.00
						0.406	2,223.02	0.00	2,223.02	
570153 - Commercial Paper - Tran Type: COMM PAPER, Start: July 2, 2015, Maturity: July 7, 2015										
7/1/15	Opening Balance	0.00	0.00	0	0.00	0.000	0.00	0.00	0.00	0.00
7/2/15	MMkt - Bill Invest/Issue	-4,000,000.00	(4,000,000.00)	5	0.43	0.436	0.00	0.00	0.00	0.00
7/7/15	MMkt - Bill Maturity	0.00	4,000,000.00	0	0.43	0.430	238.89	0.00	238.89	0.00
1/1/16	Closing Balance	0.00	0.00	0	0.43	0.430	0.00	0.00	0.00	0.00
						0.436	238.89	0.00	238.89	
570154 - Commercial Paper - Tran Type: COMM PAPER, Start: July 2, 2015, Maturity: July 9, 2015										
7/1/15	Opening Balance	0.00	0.00	0	0.00	0.000	0.00	0.00	0.00	0.00
7/2/15	MMkt - Bill Invest/Issue	-5,000,000.00	(5,000,000.00)	7	0.45	0.457	0.00	0.00	0.00	0.00
7/9/15	MMkt - Bill Maturity	0.00	5,000,000.00	0	0.45	0.450	437.50	0.00	437.50	0.00
1/1/16	Closing Balance	0.00	0.00	0	0.45	0.450	0.00	0.00	0.00	0.00

Return on Investment - Detail - AST

Between: July 1, 2015 and January 1, 2016

Printed: January 4, 2016 10:27 am

Cash Flow Date	Transaction Description	Orig Curr Balance	Local Currency Equivalent ()							
			Principal Movement	Days	Yield	Adj Yield	Premium/ (Discount)	Interest	Total Cost	
Arkansas State Treasury (Con't)										
Commercial Paper Disc Note Invest (Con't)										
570155 - Commercial Paper - Tran Type: COMM PAPER, Start: July 2, 2015, Maturity: July 6, 2015							0.457	437.50	0.00	437.50
7/1/15	Opening Balance	0.00	0.00	0	0.00	0.000	0.00	0.00	0.00	0.00
7/2/15	MMkt - Bill Invest/Issue	-20,000,000.00	(20,000,000.00)	4	0.40	0.406	0.00	0.00	0.00	0.00
7/6/15	MMkt - Bill Maturity	0.00	20,000,000.00	0	0.40	0.400	888.89	0.00	0.00	888.89
1/1/16	Closing Balance	0.00	0.00	0	0.40	0.400	0.00	0.00	0.00	0.00
							0.406	888.89	0.00	888.89
570208 - Commercial Paper - Tran Type: COMM PAPER, Start: July 6, 2015, Maturity: July 17, 2015										
7/1/15	Opening Balance	0.00	0.00	0	0.00	0.000	0.00	0.00	0.00	0.00
7/6/15	MMkt - Bill Invest/Issue	-23,500,000.00	(23,500,000.00)	11	0.52	0.528	0.00	0.00	0.00	0.00
7/17/15	MMkt - Bill Maturity	0.00	23,500,000.00	0	0.52	0.520	3,733.89	0.00	0.00	3,733.89
1/1/16	Closing Balance	0.00	0.00	0	0.52	0.520	0.00	0.00	0.00	0.00
							0.528	3,733.89	0.00	3,733.89
570209 - Commercial Paper - Tran Type: COMM PAPER, Start: July 6, 2015, Maturity: August 6, 2015										
7/1/15	Opening Balance	0.00	0.00	0	0.00	0.000	0.00	0.00	0.00	0.00
7/6/15	MMkt - Bill Invest/Issue	-9,000,000.00	(9,000,000.00)	31	0.58	0.589	0.00	0.00	0.00	0.00
8/6/15	MMkt - Bill Maturity	0.00	9,000,000.00	0	0.58	0.580	4,495.00	0.00	0.00	4,495.00
1/1/16	Closing Balance	0.00	0.00	0	0.58	0.580	0.00	0.00	0.00	0.00
							0.589	4,495.00	0.00	4,495.00
570210 - Commercial Paper - Tran Type: COMM PAPER, Start: July 6, 2015, Maturity: July 27, 2015										
7/1/15	Opening Balance	0.00	0.00	0	0.00	0.000	0.00	0.00	0.00	0.00
7/6/15	MMkt - Bill Invest/Issue	-20,000,000.00	(20,000,000.00)	21	0.63	0.640	0.00	0.00	0.00	0.00
7/27/15	MMkt - Bill Maturity	0.00	20,000,000.00	0	0.63	0.630	7,350.00	0.00	0.00	7,350.00
1/1/16	Closing Balance	0.00	0.00	0	0.63	0.630	0.00	0.00	0.00	0.00
							0.640	7,350.00	0.00	7,350.00
570211 - Commercial Paper - Tran Type: COMM PAPER, Start: July 6, 2015, Maturity: August 6, 2015										
7/1/15	Opening Balance	0.00	0.00	0	0.00	0.000	0.00	0.00	0.00	0.00
7/6/15	MMkt - Bill Invest/Issue	-1,000,000.00	(1,000,000.00)	31	0.58	0.589	0.00	0.00	0.00	0.00
8/6/15	MMkt - Bill Maturity	0.00	1,000,000.00	0	0.58	0.580	499.44	0.00	0.00	499.44
1/1/16	Closing Balance	0.00	0.00	0	0.58	0.580	0.00	0.00	0.00	0.00
							0.589	499.44	0.00	499.44
570212 - Commercial Paper - Tran Type: COMM PAPER, Start: July 6, 2015, Maturity: August 3, 2015										

Return on Investment - Detail - AST

Between: July 1, 2015 and January 1, 2016

Printed: January 4, 2016 10:27 am

Cash Flow Date	Transaction Description	Orig Curr Balance	Local Currency Equivalent ()							
			Principal Movement	Days	Yield	Adj Yield	Premium/ (Discount)	Interest	Total Cost	
Arkansas State Treasury (Con't)										
Commercial Paper Disc Note Invest (Con't)										
570212 - Commercial Paper - Tran Type: COMM PAPER, Start: July 6, 2015, Maturity: August 3, 2015										
7/1/15	Opening Balance	0.00	0.00	0	0.00	0.000	0.00	0.00	0.00	0.00
7/6/15	MMkt - Bill Invest/Issue	-50,000,000.00	(50,000,000.00)	28	0.48	0.487	0.00	0.00	0.00	0.00
8/3/15	MMkt - Bill Maturity	0.00	50,000,000.00	0	0.48	0.480	18,666.66	0.00	0.00	18,666.66
1/1/16	Closing Balance	0.00	0.00	0	0.48	0.480	0.00	0.00	0.00	0.00
						0.487	18,666.66	0.00		18,666.66
570213 - Commercial Paper - Tran Type: COMM PAPER, Start: July 6, 2015, Maturity: July 7, 2015										
7/1/15	Opening Balance	0.00	0.00	0	0.00	0.000	0.00	0.00	0.00	0.00
7/6/15	MMkt - Bill Invest/Issue	-24,000,000.00	(24,000,000.00)	1	0.40	0.406	0.00	0.00	0.00	0.00
7/7/15	MMkt - Bill Maturity	0.00	24,000,000.00	0	0.40	0.400	266.67	0.00	0.00	266.67
1/1/16	Closing Balance	0.00	0.00	0	0.40	0.400	0.00	0.00	0.00	0.00
						0.406	266.67	0.00		266.67
570349 - Commercial Paper - Tran Type: COMM PAPER, Start: July 7, 2015, Maturity: July 10, 2015										
7/1/15	Opening Balance	0.00	0.00	0	0.00	0.000	0.00	0.00	0.00	0.00
7/7/15	MMkt - Bill Invest/Issue	-20,000,000.00	(20,000,000.00)	3	0.65	0.660	0.00	0.00	0.00	0.00
7/10/15	MMkt - Bill Maturity	0.00	20,000,000.00	0	0.65	0.650	1,083.33	0.00	0.00	1,083.33
1/1/16	Closing Balance	0.00	0.00	0	0.65	0.650	0.00	0.00	0.00	0.00
						0.660	1,083.33	0.00		1,083.33
570350 - Commercial Paper - Tran Type: COMM PAPER, Start: July 7, 2015, Maturity: July 8, 2015										
7/1/15	Opening Balance	0.00	0.00	0	0.00	0.000	0.00	0.00	0.00	0.00
7/7/15	MMkt - Bill Invest/Issue	-23,000,000.00	(23,000,000.00)	1	0.42	0.426	0.00	0.00	0.00	0.00
7/8/15	MMkt - Bill Maturity	0.00	23,000,000.00	0	0.42	0.420	268.33	0.00	0.00	268.33
1/1/16	Closing Balance	0.00	0.00	0	0.42	0.420	0.00	0.00	0.00	0.00
						0.426	268.33	0.00		268.33
570351 - Commercial Paper - Tran Type: COMM PAPER, Start: July 7, 2015, Maturity: July 8, 2015										
7/1/15	Opening Balance	0.00	0.00	0	0.00	0.000	0.00	0.00	0.00	0.00
7/7/15	MMkt - Bill Invest/Issue	-25,000,000.00	(25,000,000.00)	1	0.40	0.406	0.00	0.00	0.00	0.00
7/8/15	MMkt - Bill Maturity	0.00	25,000,000.00	0	0.40	0.400	277.77	0.00	0.00	277.77
1/1/16	Closing Balance	0.00	0.00	0	0.40	0.400	0.00	0.00	0.00	0.00
						0.406	277.77	0.00		277.77
570352 - Commercial Paper - Tran Type: COMM PAPER, Start: July 7, 2015, Maturity: October 9, 2015										
7/1/15	Opening Balance	0.00	0.00	0	0.00	0.000	0.00	0.00	0.00	0.00

Return on Investment - Detail - AST

Between: July 1, 2015 and January 1, 2016

Printed: January 4, 2016 10:27 am

Cash Flow Date	Transaction Description	Orig Curr Balance	Local Currency Equivalent ()							
			Principal Movement	Days	Yield	Adj Yield	Premium/ (Discount)	Interest	Total Cost	
Arkansas State Treasury (Con't)										
Commercial Paper Disc Note Invest (Con't)										
570352 - Commercial Paper - Tran Type: COMM PAPER, Start: July 7, 2015, Maturity: October 9, 2015										
7/7/15	MMkt - Bill Invest/Issue	-20,000,000.00	(20,000,000.00)	94	0.75	0.763	0.00	0.00	0.00	0.00
10/9/15	MMkt - Bill Maturity	0.00	20,000,000.00	0	0.75	0.751	39,166.69	0.00	0.00	39,166.69
1/1/16	Closing Balance	0.00	0.00	0	0.75	0.751	0.00	0.00	0.00	0.00
						0.763	39,166.69	0.00		39,166.69
570353 - Commercial Paper - Tran Type: COMM PAPER, Start: July 7, 2015, Maturity: August 7, 2015										
7/1/15	Opening Balance	0.00	0.00	0	0.00	0.000	0.00	0.00	0.00	0.00
7/7/15	MMkt - Bill Invest/Issue	-26,500,000.00	(26,500,000.00)	31	0.65	0.660	0.00	0.00	0.00	0.00
8/7/15	MMkt - Bill Maturity	0.00	26,500,000.00	0	0.65	0.650	14,832.64	0.00	0.00	14,832.64
1/1/16	Closing Balance	0.00	0.00	0	0.65	0.650	0.00	0.00	0.00	0.00
						0.660	14,832.64	0.00		14,832.64
570354 - Commercial Paper - Tran Type: COMM PAPER, Start: July 7, 2015, Maturity: July 8, 2015										
7/1/15	Opening Balance	0.00	0.00	0	0.00	0.000	0.00	0.00	0.00	0.00
7/7/15	MMkt - Bill Invest/Issue	-55,000,000.00	(55,000,000.00)	1	0.39	0.396	0.00	0.00	0.00	0.00
7/8/15	MMkt - Bill Maturity	0.00	55,000,000.00	0	0.39	0.390	595.83	0.00	0.00	595.83
1/1/16	Closing Balance	0.00	0.00	0	0.39	0.390	0.00	0.00	0.00	0.00
						0.396	595.83	0.00		595.83
570579 - Commercial Paper - Tran Type: COMM PAPER, Start: July 8, 2015, Maturity: October 16, 2015										
7/1/15	Opening Balance	0.00	0.00	0	0.00	0.000	0.00	0.00	0.00	0.00
7/8/15	MMkt - Bill Invest/Issue	-50,000,000.00	(50,000,000.00)	100	0.75	0.763	0.00	0.00	0.00	0.00
10/16/15	MMkt - Bill Maturity	0.00	50,000,000.00	0	0.75	0.752	104,166.70	0.00	0.00	104,166.70
1/1/16	Closing Balance	0.00	0.00	0	0.75	0.752	0.00	0.00	0.00	0.00
						0.763	104,166.70	0.00		104,166.70
570580 - Commercial Paper - Tran Type: COMM PAPER, Start: July 8, 2015, Maturity: August 24, 2015										
7/1/15	Opening Balance	0.00	0.00	0	0.00	0.000	0.00	0.00	0.00	0.00
7/8/15	MMkt - Bill Invest/Issue	-50,000,000.00	(50,000,000.00)	47	0.65	0.660	0.00	0.00	0.00	0.00
8/24/15	MMkt - Bill Maturity	0.00	50,000,000.00	0	0.65	0.651	42,430.55	0.00	0.00	42,430.55
1/1/16	Closing Balance	0.00	0.00	0	0.65	0.651	0.00	0.00	0.00	0.00
						0.660	42,430.55	0.00		42,430.55
570737 - Commercial Paper - Tran Type: COMM PAPER, Start: July 9, 2015, Maturity: October 7, 2015										
7/1/15	Opening Balance	0.00	0.00	0	0.00	0.000	0.00	0.00	0.00	0.00
7/9/15	MMkt - Bill Invest/Issue	-13,300,000.00	(13,300,000.00)	90	0.63	0.640	0.00	0.00	0.00	0.00

Return on Investment - Detail - AST

Between: July 1, 2015 and January 1, 2016

Printed: January 4, 2016 10:27 am

Cash Flow Date	Transaction Description	Orig Curr Balance	Local Currency Equivalent ()							
			Principal Movement	Days	Yield	Adj Yield	Premium/ (Discount)	Interest	Total Cost	
Arkansas State Treasury (Con't)										
Commercial Paper Disc Note Invest (Con't)										
570737 - Commercial Paper - Tran Type: COMM PAPER, Start: July 9, 2015, Maturity: October 7, 2015										
10/7/15	MMkt - Bill Maturity	0.00	13,300,000.00	0	0.63	0.631	20,947.51	0.00	20,947.51	
1/1/16	Closing Balance	0.00	0.00	0	0.63	0.631	0.00	0.00	0.00	
						0.640	20,947.51	0.00	20,947.51	
570738 - Commercial Paper - Tran Type: COMM PAPER, Start: July 9, 2015, Maturity: July 10, 2015										
7/1/15	Opening Balance	0.00	0.00	0	0.00	0.000	0.00	0.00	0.00	
7/9/15	MMkt - Bill Invest/Issue	-57,632,000.00	(57,632,000.00)	1	0.39	0.396	0.00	0.00	0.00	
7/10/15	MMkt - Bill Maturity	0.00	57,632,000.00	0	0.39	0.390	624.35	0.00	624.35	
1/1/16	Closing Balance	0.00	0.00	0	0.39	0.390	0.00	0.00	0.00	
						0.396	624.35	0.00	624.35	
570739 - Commercial Paper - Tran Type: COMM PAPER, Start: July 9, 2015, Maturity: July 10, 2015										
7/1/15	Opening Balance	0.00	0.00	0	0.00	0.000	0.00	0.00	0.00	
7/9/15	MMkt - Bill Invest/Issue	-25,000,000.00	(25,000,000.00)	1	0.40	0.406	0.00	0.00	0.00	
7/10/15	MMkt - Bill Maturity	0.00	25,000,000.00	0	0.40	0.400	277.77	0.00	277.77	
1/1/16	Closing Balance	0.00	0.00	0	0.40	0.400	0.00	0.00	0.00	
						0.406	277.77	0.00	277.77	
570740 - Commercial Paper - Tran Type: COMM PAPER, Start: July 9, 2015, Maturity: July 10, 2015										
7/1/15	Opening Balance	0.00	0.00	0	0.00	0.000	0.00	0.00	0.00	
7/9/15	MMkt - Bill Invest/Issue	-20,000,000.00	(20,000,000.00)	1	0.39	0.396	0.00	0.00	0.00	
7/10/15	MMkt - Bill Maturity	0.00	20,000,000.00	0	0.39	0.390	216.67	0.00	216.67	
1/1/16	Closing Balance	0.00	0.00	0	0.39	0.390	0.00	0.00	0.00	
						0.396	216.67	0.00	216.67	
570741 - Commercial Paper - Tran Type: COMM PAPER, Start: July 9, 2015, Maturity: July 10, 2015										
7/1/15	Opening Balance	0.00	0.00	0	0.00	0.000	0.00	0.00	0.00	
7/9/15	MMkt - Bill Invest/Issue	-17,071,000.00	(17,071,000.00)	1	0.39	0.396	0.00	0.00	0.00	
7/10/15	MMkt - Bill Maturity	0.00	17,071,000.00	0	0.39	0.390	184.94	0.00	184.94	
1/1/16	Closing Balance	0.00	0.00	0	0.39	0.390	0.00	0.00	0.00	
						0.396	184.94	0.00	184.94	
570968 - Commercial Paper - Tran Type: COMM PAPER, Start: July 10, 2015, Maturity: July 13, 2015										
7/1/15	Opening Balance	0.00	0.00	0	0.00	0.000	0.00	0.00	0.00	
7/10/15	MMkt - Bill Invest/Issue	-30,000,000.00	(30,000,000.00)	3	0.40	0.406	0.00	0.00	0.00	
7/13/15	MMkt - Bill Maturity	0.00	30,000,000.00	0	0.40	0.400	1,000.00	0.00	1,000.00	

Return on Investment - Detail - AST

Between: July 1, 2015 and January 1, 2016

Printed: January 4, 2016 10:27 am

Cash Flow Date	Transaction Description	Orig Curr Balance	Local Currency Equivalent ()							
			Principal Movement	Days	Yield	Adj Yield	Premium/ (Discount)	Interest	Total Cost	
Arkansas State Treasury (Con't)										
Commercial Paper Disc Note Invest (Con't)										
570968 - Commercial Paper - Tran Type: COMM PAPER, Start: July 10, 2015, Maturity: July 13, 2015										
1/1/16	Closing Balance	0.00	0.00	0	0.40	0.400	0.00	0.00	0.00	0.00
						0.406	1,000.00	0.00	1,000.00	
570969 - Commercial Paper - Tran Type: COMM PAPER, Start: July 10, 2015, Maturity: October 16, 2015										
7/1/15	Opening Balance	0.00	0.00	0	0.00	0.000	0.00	0.00	0.00	0.00
7/10/15	MMkt - Bill Invest/Issue	-30,000,000.00	(30,000,000.00)	98	0.75	0.763	0.00	0.00	0.00	0.00
10/16/15	MMkt - Bill Maturity	0.00	30,000,000.00	0	0.75	0.752	61,249.97	0.00	0.00	61,249.97
1/1/16	Closing Balance	0.00	0.00	0	0.75	0.752	0.00	0.00	0.00	0.00
						0.763	61,249.97	0.00	61,249.97	
570970 - Commercial Paper - Tran Type: COMM PAPER, Start: July 10, 2015, Maturity: July 13, 2015										
7/1/15	Opening Balance	0.00	0.00	0	0.00	0.000	0.00	0.00	0.00	0.00
7/10/15	MMkt - Bill Invest/Issue	-22,250,000.00	(22,250,000.00)	3	0.39	0.396	0.00	0.00	0.00	0.00
7/13/15	MMkt - Bill Maturity	0.00	22,250,000.00	0	0.39	0.390	723.13	0.00	0.00	723.13
1/1/16	Closing Balance	0.00	0.00	0	0.39	0.390	0.00	0.00	0.00	0.00
						0.396	723.13	0.00	723.13	
571170 - Commercial Paper - Tran Type: COMM PAPER, Start: July 13, 2015, Maturity: July 15, 2015										
7/1/15	Opening Balance	0.00	0.00	0	0.00	0.000	0.00	0.00	0.00	0.00
7/13/15	MMkt - Bill Invest/Issue	-50,000,000.00	(50,000,000.00)	2	0.45	0.457	0.00	0.00	0.00	0.00
7/15/15	MMkt - Bill Maturity	0.00	50,000,000.00	0	0.45	0.450	1,250.00	0.00	0.00	1,250.00
1/1/16	Closing Balance	0.00	0.00	0	0.45	0.450	0.00	0.00	0.00	0.00
						0.457	1,250.00	0.00	1,250.00	
571337 - Commercial Paper - Tran Type: COMM PAPER, Start: July 15, 2015, Maturity: October 9, 2015										
7/1/15	Opening Balance	0.00	0.00	0	0.00	0.000	0.00	0.00	0.00	0.00
7/15/15	MMkt - Bill Invest/Issue	-10,000,000.00	(10,000,000.00)	86	0.72	0.732	0.00	0.00	0.00	0.00
10/9/15	MMkt - Bill Maturity	0.00	10,000,000.00	0	0.72	0.721	17,200.01	0.00	0.00	17,200.01
1/1/16	Closing Balance	0.00	0.00	0	0.72	0.721	0.00	0.00	0.00	0.00
						0.732	17,200.01	0.00	17,200.01	
571473 - Commercial Paper - Tran Type: COMM PAPER, Start: July 15, 2015, Maturity: October 2, 2015										
7/1/15	Opening Balance	0.00	0.00	0	0.00	0.000	0.00	0.00	0.00	0.00
7/15/15	MMkt - Bill Invest/Issue	-50,000,000.00	(50,000,000.00)	79	0.60	0.610	0.00	0.00	0.00	0.00
10/2/15	MMkt - Bill Maturity	0.00	50,000,000.00	0	0.60	0.601	65,833.33	0.00	0.00	65,833.33
1/1/16	Closing Balance	0.00	0.00	0	0.60	0.601	0.00	0.00	0.00	0.00

Return on Investment - Detail - AST

Between: July 1, 2015 and January 1, 2016

Printed: January 4, 2016 10:27 am

Cash Flow Date	Transaction Description	Orig Curr Balance	Local Currency Equivalent ()							
			Principal Movement	Days	Yield	Adj Yield	Premium/ (Discount)	Interest	Total Cost	
Arkansas State Treasury (Con't)										
Commercial Paper Disc Note Invest (Con't)										
571474 - Commercial Paper - Tran Type: COMM PAPER, Start: July 15, 2015, Maturity: July 24, 2015							0.610	65,833.33	0.00	65,833.33
7/1/15	Opening Balance	0.00	0.00	0	0.00	0.000	0.00	0.00	0.00	0.00
7/15/15	MMkt - Bill Invest/Issue	-16,300,000.00	(16,300,000.00)	9	0.45	0.457	0.00	0.00	0.00	0.00
7/24/15	MMkt - Bill Maturity	0.00	16,300,000.00	0	0.45	0.450	1,833.75	0.00	0.00	1,833.75
1/1/16	Closing Balance	0.00	0.00	0	0.45	0.450	0.00	0.00	0.00	0.00
							0.457	1,833.75	0.00	1,833.75
571475 - Commercial Paper - Tran Type: COMM PAPER, Start: July 15, 2015, Maturity: July 21, 2015										
7/1/15	Opening Balance	0.00	0.00	0	0.00	0.000	0.00	0.00	0.00	0.00
7/15/15	MMkt - Bill Invest/Issue	-7,000,000.00	(7,000,000.00)	6	0.42	0.426	0.00	0.00	0.00	0.00
7/21/15	MMkt - Bill Maturity	0.00	7,000,000.00	0	0.42	0.420	490.00	0.00	0.00	490.00
1/1/16	Closing Balance	0.00	0.00	0	0.42	0.420	0.00	0.00	0.00	0.00
							0.426	490.00	0.00	490.00
571476 - Commercial Paper - Tran Type: COMM PAPER, Start: July 15, 2015, Maturity: July 21, 2015										
7/1/15	Opening Balance	0.00	0.00	0	0.00	0.000	0.00	0.00	0.00	0.00
7/15/15	MMkt - Bill Invest/Issue	-3,500,000.00	(3,500,000.00)	6	0.48	0.487	0.00	0.00	0.00	0.00
7/21/15	MMkt - Bill Maturity	0.00	3,500,000.00	0	0.48	0.480	280.00	0.00	0.00	280.00
1/1/16	Closing Balance	0.00	0.00	0	0.48	0.480	0.00	0.00	0.00	0.00
							0.487	280.00	0.00	280.00
571678 - Commercial Paper - Tran Type: COMM PAPER, Start: July 16, 2015, Maturity: July 29, 2015										
7/1/15	Opening Balance	0.00	0.00	0	0.00	0.000	0.00	0.00	0.00	0.00
7/16/15	MMkt - Bill Invest/Issue	-20,000,000.00	(20,000,000.00)	13	0.66	0.670	0.00	0.00	0.00	0.00
7/29/15	MMkt - Bill Maturity	0.00	20,000,000.00	0	0.66	0.660	4,766.66	0.00	0.00	4,766.66
1/1/16	Closing Balance	0.00	0.00	0	0.66	0.660	0.00	0.00	0.00	0.00
							0.670	4,766.66	0.00	4,766.66
571679 - Commercial Paper - Tran Type: COMM PAPER, Start: July 16, 2015, Maturity: August 17, 2015										
7/1/15	Opening Balance	0.00	0.00	0	0.00	0.000	0.00	0.00	0.00	0.00
7/16/15	MMkt - Bill Invest/Issue	-10,000,000.00	(10,000,000.00)	32	0.52	0.528	0.00	0.00	0.00	0.00
8/17/15	MMkt - Bill Maturity	0.00	10,000,000.00	0	0.52	0.520	4,622.22	0.00	0.00	4,622.22
1/1/16	Closing Balance	0.00	0.00	0	0.52	0.520	0.00	0.00	0.00	0.00
							0.528	4,622.22	0.00	4,622.22
571680 - Commercial Paper - Tran Type: COMM PAPER, Start: July 16, 2015, Maturity: August 17, 2015										

Return on Investment - Detail - AST

Between: July 1, 2015 and January 1, 2016

Printed: January 4, 2016 10:27 am

Cash Flow Date	Transaction Description	Orig Curr Balance	Local Currency Equivalent ()						
			Principal Movement	Days	Yield	Adj Yield	Premium/ (Discount)	Interest	Total Cost
Arkansas State Treasury (Con't)									
Commercial Paper Disc Note Invest (Con't)									
571680 - Commercial Paper - Tran Type: COMM PAPER, Start: July 16, 2015, Maturity: August 17, 2015									
7/1/15	Opening Balance	0.00	0.00	0	0.00	0.000	0.00	0.00	0.00
7/16/15	MMkt - Bill Invest/Issue	-17,000,000.00	(17,000,000.00)	32	0.52	0.528	0.00	0.00	0.00
8/17/15	MMkt - Bill Maturity	0.00	17,000,000.00	0	0.52	0.520	7,857.77	0.00	7,857.77
1/1/16	Closing Balance	0.00	0.00	0	0.52	0.520	0.00	0.00	0.00
						0.528	7,857.77	0.00	7,857.77
571681 - Commercial Paper - Tran Type: COMM PAPER, Start: July 16, 2015, Maturity: August 17, 2015									
7/1/15	Opening Balance	0.00	0.00	0	0.00	0.000	0.00	0.00	0.00
7/16/15	MMkt - Bill Invest/Issue	-10,807,000.00	(10,807,000.00)	32	0.50	0.508	0.00	0.00	0.00
8/17/15	MMkt - Bill Maturity	0.00	10,807,000.00	0	0.50	0.500	4,803.11	0.00	4,803.11
1/1/16	Closing Balance	0.00	0.00	0	0.50	0.500	0.00	0.00	0.00
						0.508	4,803.11	0.00	4,803.11
571682 - Commercial Paper - Tran Type: COMM PAPER, Start: July 16, 2015, Maturity: October 16, 2015									
7/1/15	Opening Balance	0.00	0.00	0	0.00	0.000	0.00	0.00	0.00
7/16/15	MMkt - Bill Invest/Issue	-54,000,000.00	(54,000,000.00)	92	0.64	0.650	0.00	0.00	0.00
10/16/15	MMkt - Bill Maturity	0.00	54,000,000.00	0	0.64	0.641	88,319.94	0.00	88,319.94
1/1/16	Closing Balance	0.00	0.00	0	0.64	0.641	0.00	0.00	0.00
						0.650	88,319.94	0.00	88,319.94
571683 - Commercial Paper - Tran Type: COMM PAPER, Start: July 16, 2015, Maturity: July 23, 2015									
7/1/15	Opening Balance	0.00	0.00	0	0.00	0.000	0.00	0.00	0.00
7/16/15	MMkt - Bill Invest/Issue	-69,800,000.00	(69,800,000.00)	7	0.42	0.426	0.00	0.00	0.00
7/23/15	MMkt - Bill Maturity	0.00	69,800,000.00	0	0.42	0.420	5,700.33	0.00	5,700.33
1/1/16	Closing Balance	0.00	0.00	0	0.42	0.420	0.00	0.00	0.00
						0.426	5,700.33	0.00	5,700.33
571684 - Commercial Paper - Tran Type: COMM PAPER, Start: July 16, 2015, Maturity: July 23, 2015									
7/1/15	Opening Balance	0.00	0.00	0	0.00	0.000	0.00	0.00	0.00
7/16/15	MMkt - Bill Invest/Issue	-40,000,000.00	(40,000,000.00)	7	0.42	0.426	0.00	0.00	0.00
7/23/15	MMkt - Bill Maturity	0.00	40,000,000.00	0	0.42	0.420	3,266.66	0.00	3,266.66
1/1/16	Closing Balance	0.00	0.00	0	0.42	0.420	0.00	0.00	0.00
						0.426	3,266.66	0.00	3,266.66
571685 - Commercial Paper - Tran Type: COMM PAPER, Start: July 16, 2015, Maturity: July 23, 2015									
7/1/15	Opening Balance	0.00	0.00	0	0.00	0.000	0.00	0.00	0.00

Return on Investment - Detail - AST

Between: July 1, 2015 and January 1, 2016

Printed: January 4, 2016 10:27 am

Cash Flow Date	Transaction Description	Orig Curr Balance	Local Currency Equivalent ()							
			Principal Movement	Days	Yield	Adj Yield	Premium/ (Discount)	Interest	Total Cost	
Arkansas State Treasury (Con't)										
Commercial Paper Disc Note Invest (Con't)										
571685 - Commercial Paper - Tran Type: COMM PAPER, Start: July 16, 2015, Maturity: July 23, 2015										
7/16/15	MMkt - Bill Invest/Issue	-5,150,000.00	(5,150,000.00)	7	0.45	0.457	0.00	0.00	0.00	0.00
7/23/15	MMkt - Bill Maturity	0.00	5,150,000.00	0	0.45	0.450	450.62	0.00	0.00	450.62
1/1/16	Closing Balance	0.00	0.00	0	0.45	0.450	0.00	0.00	0.00	0.00
							0.457	450.62	0.00	450.62
571865 - Commercial Paper - Tran Type: COMM PAPER, Start: July 17, 2015, Maturity: July 29, 2015										
7/1/15	Opening Balance	0.00	0.00	0	0.00	0.000	0.00	0.00	0.00	0.00
7/17/15	MMkt - Bill Invest/Issue	-20,000,000.00	(20,000,000.00)	12	0.66	0.670	0.00	0.00	0.00	0.00
7/29/15	MMkt - Bill Maturity	0.00	20,000,000.00	0	0.66	0.660	4,400.00	0.00	0.00	4,400.00
1/1/16	Closing Balance	0.00	0.00	0	0.66	0.660	0.00	0.00	0.00	0.00
							0.670	4,400.00	0.00	4,400.00
571866 - Commercial Paper - Tran Type: COMM PAPER, Start: July 17, 2015, Maturity: July 23, 2015										
7/1/15	Opening Balance	0.00	0.00	0	0.00	0.000	0.00	0.00	0.00	0.00
7/17/15	MMkt - Bill Invest/Issue	-12,000,000.00	(12,000,000.00)	6	0.66	0.670	0.00	0.00	0.00	0.00
7/23/15	MMkt - Bill Maturity	0.00	12,000,000.00	0	0.66	0.660	1,320.00	0.00	0.00	1,320.00
1/1/16	Closing Balance	0.00	0.00	0	0.66	0.660	0.00	0.00	0.00	0.00
							0.670	1,320.00	0.00	1,320.00
572074 - Commercial Paper - Tran Type: COMM PAPER, Start: July 20, 2015, Maturity: August 7, 2015										
7/1/15	Opening Balance	0.00	0.00	0	0.00	0.000	0.00	0.00	0.00	0.00
7/20/15	MMkt - Bill Invest/Issue	-20,000,000.00	(20,000,000.00)	18	0.67	0.681	0.00	0.00	0.00	0.00
8/7/15	MMkt - Bill Maturity	0.00	20,000,000.00	0	0.67	0.670	6,700.00	0.00	0.00	6,700.00
1/1/16	Closing Balance	0.00	0.00	0	0.67	0.670	0.00	0.00	0.00	0.00
							0.681	6,700.00	0.00	6,700.00
572271 - Commercial Paper - Tran Type: COMM PAPER, Start: July 21, 2015, Maturity: July 22, 2015										
7/1/15	Opening Balance	0.00	0.00	0	0.00	0.000	0.00	0.00	0.00	0.00
7/21/15	MMkt - Bill Invest/Issue	-39,000,000.00	(39,000,000.00)	1	0.40	0.406	0.00	0.00	0.00	0.00
7/22/15	MMkt - Bill Maturity	0.00	39,000,000.00	0	0.40	0.400	433.33	0.00	0.00	433.33
1/1/16	Closing Balance	0.00	0.00	0	0.40	0.400	0.00	0.00	0.00	0.00
							0.406	433.33	0.00	433.33
572272 - Commercial Paper - Tran Type: COMM PAPER, Start: July 21, 2015, Maturity: August 20, 2015										
7/1/15	Opening Balance	0.00	0.00	0	0.00	0.000	0.00	0.00	0.00	0.00
7/21/15	MMkt - Bill Invest/Issue	-45,500,000.00	(45,500,000.00)	30	0.53	0.538	0.00	0.00	0.00	0.00

Return on Investment - Detail - AST

Between: July 1, 2015 and January 1, 2016

Printed: January 4, 2016 10:27 am

Cash Flow Date	Transaction Description	Orig Curr Balance	Local Currency Equivalent ()							
			Principal Movement	Days	Yield	Adj Yield	Premium/ (Discount)	Interest	Total Cost	
Arkansas State Treasury (Con't)										
Commercial Paper Disc Note Invest (Con't)										
572272 - Commercial Paper - Tran Type: COMM PAPER, Start: July 21, 2015, Maturity: August 20, 2015										
8/20/15	MMkt - Bill Maturity	0.00	45,500,000.00	0	0.53	0.530	20,095.83	0.00	20,095.83	
1/1/16	Closing Balance	0.00	0.00	0	0.53	0.530	0.00	0.00	0.00	
						0.538	20,095.83	0.00	20,095.83	
572295 - Commercial Paper - Tran Type: COMM PAPER, Start: July 21, 2015, Maturity: September 17, 2015										
7/1/15	Opening Balance	0.00	0.00	0	0.00	0.000	0.00	0.00	0.00	
7/21/15	MMkt - Bill Invest/Issue	-20,000,000.00	(20,000,000.00)	58	0.67	0.681	0.00	0.00	0.00	
9/17/15	MMkt - Bill Maturity	0.00	20,000,000.00	0	0.67	0.671	21,588.89	0.00	21,588.89	
1/1/16	Closing Balance	0.00	0.00	0	0.67	0.671	0.00	0.00	0.00	
						0.681	21,588.89	0.00	21,588.89	
572298 - Commercial Paper - Tran Type: COMM PAPER, Start: July 21, 2015, Maturity: July 22, 2015										
7/1/15	Opening Balance	0.00	0.00	0	0.00	0.000	0.00	0.00	0.00	
7/21/15	MMkt - Bill Invest/Issue	-107,807,000.00	(107,807,000.00)	1	0.39	0.396	0.00	0.00	0.00	
7/22/15	MMkt - Bill Maturity	0.00	107,807,000.00	0	0.39	0.390	1,167.91	0.00	1,167.91	
1/1/16	Closing Balance	0.00	0.00	0	0.39	0.390	0.00	0.00	0.00	
						0.396	1,167.91	0.00	1,167.91	
572544 - Commercial Paper - Tran Type: COMM PAPER, Start: July 22, 2015, Maturity: July 29, 2015										
7/1/15	Opening Balance	0.00	0.00	0	0.00	0.000	0.00	0.00	0.00	
7/22/15	MMkt - Bill Invest/Issue	-38,000,000.00	(38,000,000.00)	7	0.40	0.406	0.00	0.00	0.00	
7/29/15	MMkt - Bill Maturity	0.00	38,000,000.00	0	0.40	0.400	2,955.55	0.00	2,955.55	
1/1/16	Closing Balance	0.00	0.00	0	0.40	0.400	0.00	0.00	0.00	
						0.406	2,955.55	0.00	2,955.55	
572545 - Commercial Paper - Tran Type: COMM PAPER, Start: July 22, 2015, Maturity: July 29, 2015										
7/1/15	Opening Balance	0.00	0.00	0	0.00	0.000	0.00	0.00	0.00	
7/22/15	MMkt - Bill Invest/Issue	-25,000,000.00	(25,000,000.00)	7	0.46	0.467	0.00	0.00	0.00	
7/29/15	MMkt - Bill Maturity	0.00	25,000,000.00	0	0.46	0.460	2,236.11	0.00	2,236.11	
1/1/16	Closing Balance	0.00	0.00	0	0.46	0.460	0.00	0.00	0.00	
						0.467	2,236.11	0.00	2,236.11	
572546 - Commercial Paper - Tran Type: COMM PAPER, Start: July 22, 2015, Maturity: July 23, 2015										
7/1/15	Opening Balance	0.00	0.00	0	0.00	0.000	0.00	0.00	0.00	
7/22/15	MMkt - Bill Invest/Issue	-108,500,000.00	(108,500,000.00)	1	0.38	0.386	0.00	0.00	0.00	
7/23/15	MMkt - Bill Maturity	0.00	108,500,000.00	0	0.38	0.380	1,145.28	0.00	1,145.28	

Return on Investment - Detail - AST

Between: July 1, 2015 and January 1, 2016

Printed: January 4, 2016 10:27 am

Cash Flow Date	Transaction Description	Orig Curr Balance	Local Currency Equivalent ()							
			Principal Movement	Days	Yield	Adj Yield	Premium/ (Discount)	Interest	Total Cost	
Arkansas State Treasury (Con't)										
Commercial Paper Disc Note Invest (Con't)										
572546 - Commercial Paper - Tran Type: COMM PAPER, Start: July 22, 2015, Maturity: July 23, 2015										
1/1/16	Closing Balance	0.00	0.00	0	0.38	0.380	0.00	0.00	0.00	0.00
						0.386	1,145.28	0.00	1,145.28	
572547 - Commercial Paper - Tran Type: COMM PAPER, Start: July 22, 2015, Maturity: July 23, 2015										
7/1/15	Opening Balance	0.00	0.00	0	0.00	0.000	0.00	0.00	0.00	0.00
7/22/15	MMkt - Bill Invest/Issue	-55,000,000.00	(55,000,000.00)	1	0.38	0.386	0.00	0.00	0.00	0.00
7/23/15	MMkt - Bill Maturity	0.00	55,000,000.00	0	0.38	0.380	580.56	0.00	0.00	580.56
1/1/16	Closing Balance	0.00	0.00	0	0.38	0.380	0.00	0.00	0.00	0.00
						0.386	580.56	0.00	580.56	
572783 - Commercial Paper - Tran Type: COMM PAPER, Start: July 23, 2015, Maturity: July 24, 2015										
7/1/15	Opening Balance	0.00	0.00	0	0.00	0.000	0.00	0.00	0.00	0.00
7/23/15	MMkt - Bill Invest/Issue	-55,000,000.00	(55,000,000.00)	1	0.40	0.406	0.00	0.00	0.00	0.00
7/24/15	MMkt - Bill Maturity	0.00	55,000,000.00	0	0.40	0.400	611.11	0.00	0.00	611.11
1/1/16	Closing Balance	0.00	0.00	0	0.40	0.400	0.00	0.00	0.00	0.00
						0.406	611.11	0.00	611.11	
572784 - Commercial Paper - Tran Type: COMM PAPER, Start: July 23, 2015, Maturity: August 4, 2015										
7/1/15	Opening Balance	0.00	0.00	0	0.00	0.000	0.00	0.00	0.00	0.00
7/23/15	MMkt - Bill Invest/Issue	-11,570,000.00	(11,570,000.00)	12	0.44	0.447	0.00	0.00	0.00	0.00
8/4/15	MMkt - Bill Maturity	0.00	11,570,000.00	0	0.44	0.440	1,696.94	0.00	0.00	1,696.94
1/1/16	Closing Balance	0.00	0.00	0	0.44	0.440	0.00	0.00	0.00	0.00
						0.447	1,696.94	0.00	1,696.94	
572785 - Commercial Paper - Tran Type: COMM PAPER, Start: July 23, 2015, Maturity: August 5, 2015										
7/1/15	Opening Balance	0.00	0.00	0	0.00	0.000	0.00	0.00	0.00	0.00
7/23/15	MMkt - Bill Invest/Issue	-11,589,000.00	(11,589,000.00)	13	0.44	0.447	0.00	0.00	0.00	0.00
8/5/15	MMkt - Bill Maturity	0.00	11,589,000.00	0	0.44	0.440	1,841.36	0.00	0.00	1,841.36
1/1/16	Closing Balance	0.00	0.00	0	0.44	0.440	0.00	0.00	0.00	0.00
						0.447	1,841.36	0.00	1,841.36	
572786 - Commercial Paper - Tran Type: COMM PAPER, Start: July 23, 2015, Maturity: August 21, 2015										
7/1/15	Opening Balance	0.00	0.00	0	0.00	0.000	0.00	0.00	0.00	0.00
7/23/15	MMkt - Bill Invest/Issue	-4,200,000.00	(4,200,000.00)	29	0.50	0.508	0.00	0.00	0.00	0.00
8/21/15	MMkt - Bill Maturity	0.00	4,200,000.00	0	0.50	0.500	1,691.67	0.00	0.00	1,691.67
1/1/16	Closing Balance	0.00	0.00	0	0.50	0.500	0.00	0.00	0.00	0.00

Return on Investment - Detail - AST

Between: July 1, 2015 and January 1, 2016

Printed: January 4, 2016 10:27 am

Cash Flow Date	Transaction Description	Orig Curr Balance	Local Currency Equivalent ()							
			Principal Movement	Days	Yield	Adj Yield	Premium/ (Discount)	Interest	Total Cost	
Arkansas State Treasury (Con't)										
Commercial Paper Disc Note Invest (Con't)										
572787 - Commercial Paper - Tran Type: COMM PAPER, Start: July 23, 2015, Maturity: August 14, 2015							0.508	1,691.67	0.00	1,691.67
7/1/15	Opening Balance	0.00	0.00	0	0.00	0.000	0.00	0.00	0.00	0.00
7/23/15	MMkt - Bill Invest/Issue	-1,135,000.00	(1,135,000.00)	22	0.50	0.508	0.00	0.00	0.00	0.00
8/14/15	MMkt - Bill Maturity	0.00	1,135,000.00	0	0.50	0.500	346.81	0.00	0.00	346.81
1/1/16	Closing Balance	0.00	0.00	0	0.50	0.500	0.00	0.00	0.00	0.00
							0.508	346.81	0.00	346.81
572788 - Commercial Paper - Tran Type: COMM PAPER, Start: July 23, 2015, Maturity: July 24, 2015										
7/1/15	Opening Balance	0.00	0.00	0	0.00	0.000	0.00	0.00	0.00	0.00
7/23/15	MMkt - Bill Invest/Issue	-16,800,000.00	(16,800,000.00)	1	0.34	0.345	0.00	0.00	0.00	0.00
7/24/15	MMkt - Bill Maturity	0.00	16,800,000.00	0	0.34	0.340	158.67	0.00	0.00	158.67
1/1/16	Closing Balance	0.00	0.00	0	0.34	0.340	0.00	0.00	0.00	0.00
							0.345	158.67	0.00	158.67
572789 - Commercial Paper - Tran Type: COMM PAPER, Start: July 23, 2015, Maturity: July 24, 2015										
7/1/15	Opening Balance	0.00	0.00	0	0.00	0.000	0.00	0.00	0.00	0.00
7/23/15	MMkt - Bill Invest/Issue	-27,000,000.00	(27,000,000.00)	1	0.32	0.325	0.00	0.00	0.00	0.00
7/24/15	MMkt - Bill Maturity	0.00	27,000,000.00	0	0.32	0.320	240.00	0.00	0.00	240.00
1/1/16	Closing Balance	0.00	0.00	0	0.32	0.320	0.00	0.00	0.00	0.00
							0.325	240.00	0.00	240.00
572790 - Commercial Paper - Tran Type: COMM PAPER, Start: July 23, 2015, Maturity: August 7, 2015										
7/1/15	Opening Balance	0.00	0.00	0	0.00	0.000	0.00	0.00	0.00	0.00
7/23/15	MMkt - Bill Invest/Issue	-20,000,000.00	(20,000,000.00)	15	0.45	0.457	0.00	0.00	0.00	0.00
8/7/15	MMkt - Bill Maturity	0.00	20,000,000.00	0	0.45	0.450	3,750.00	0.00	0.00	3,750.00
1/1/16	Closing Balance	0.00	0.00	0	0.45	0.450	0.00	0.00	0.00	0.00
							0.457	3,750.00	0.00	3,750.00
572791 - Commercial Paper - Tran Type: COMM PAPER, Start: July 23, 2015, Maturity: July 24, 2015										
7/1/15	Opening Balance	0.00	0.00	0	0.00	0.000	0.00	0.00	0.00	0.00
7/23/15	MMkt - Bill Invest/Issue	-5,000,000.00	(5,000,000.00)	1	0.46	0.467	0.00	0.00	0.00	0.00
7/24/15	MMkt - Bill Maturity	0.00	5,000,000.00	0	0.46	0.460	63.89	0.00	0.00	63.89
1/1/16	Closing Balance	0.00	0.00	0	0.46	0.460	0.00	0.00	0.00	0.00
							0.467	63.89	0.00	63.89
572792 - Commercial Paper - Tran Type: COMM PAPER, Start: July 23, 2015, Maturity: July 24, 2015										

Return on Investment - Detail - AST

Between: July 1, 2015 and January 1, 2016

Printed: January 4, 2016 10:27 am

Cash Flow Date	Transaction Description	Orig Curr Balance	Local Currency Equivalent ()						
			Principal Movement	Days	Yield	Adj Yield	Premium/ (Discount)	Interest	Total Cost
Arkansas State Treasury (Con't)									
Commercial Paper Disc Note Invest (Con't)									
572792 - Commercial Paper - Tran Type: COMM PAPER, Start: July 23, 2015, Maturity: July 24, 2015									
7/1/15	Opening Balance	0.00	0.00	0	0.00	0.000	0.00	0.00	0.00
7/23/15	MMkt - Bill Invest/Issue	-105,100,000.00	(105,100,000.00)	1	0.38	0.386	0.00	0.00	0.00
7/24/15	MMkt - Bill Maturity	0.00	105,100,000.00	0	0.38	0.380	1,109.39	0.00	1,109.39
1/1/16	Closing Balance	0.00	0.00	0	0.38	0.380	0.00	0.00	0.00
						0.386	1,109.39	0.00	1,109.39
572793 - Commercial Paper - Tran Type: COMM PAPER, Start: July 23, 2015, Maturity: July 30, 2015									
7/1/15	Opening Balance	0.00	0.00	0	0.00	0.000	0.00	0.00	0.00
7/23/15	MMkt - Bill Invest/Issue	-17,700,000.00	(17,700,000.00)	7	0.42	0.426	0.00	0.00	0.00
7/30/15	MMkt - Bill Maturity	0.00	17,700,000.00	0	0.42	0.420	1,445.50	0.00	1,445.50
1/1/16	Closing Balance	0.00	0.00	0	0.42	0.420	0.00	0.00	0.00
						0.426	1,445.50	0.00	1,445.50
572974 - Commercial Paper - Tran Type: COMM PAPER, Start: July 24, 2015, Maturity: July 31, 2015									
7/1/15	Opening Balance	0.00	0.00	0	0.00	0.000	0.00	0.00	0.00
7/24/15	MMkt - Bill Invest/Issue	-14,000,000.00	(14,000,000.00)	7	0.42	0.426	0.00	0.00	0.00
7/31/15	MMkt - Bill Maturity	0.00	14,000,000.00	0	0.42	0.420	1,143.33	0.00	1,143.33
1/1/16	Closing Balance	0.00	0.00	0	0.42	0.420	0.00	0.00	0.00
						0.426	1,143.33	0.00	1,143.33
573115 - Commercial Paper - Tran Type: COMM PAPER, Start: July 27, 2015, Maturity: August 26, 2015									
7/1/15	Opening Balance	0.00	0.00	0	0.00	0.000	0.00	0.00	0.00
7/27/15	MMkt - Bill Invest/Issue	-20,000,000.00	(20,000,000.00)	30	0.53	0.538	0.00	0.00	0.00
8/26/15	MMkt - Bill Maturity	0.00	20,000,000.00	0	0.53	0.530	8,833.33	0.00	8,833.33
1/1/16	Closing Balance	0.00	0.00	0	0.53	0.530	0.00	0.00	0.00
						0.538	8,833.33	0.00	8,833.33
573116 - Commercial Paper - Tran Type: COMM PAPER, Start: July 27, 2015, Maturity: August 3, 2015									
7/1/15	Opening Balance	0.00	0.00	0	0.00	0.000	0.00	0.00	0.00
7/27/15	MMkt - Bill Invest/Issue	-35,000,000.00	(35,000,000.00)	7	0.42	0.426	0.00	0.00	0.00
8/3/15	MMkt - Bill Maturity	0.00	35,000,000.00	0	0.42	0.420	2,858.33	0.00	2,858.33
1/1/16	Closing Balance	0.00	0.00	0	0.42	0.420	0.00	0.00	0.00
						0.426	2,858.33	0.00	2,858.33
573409 - Commercial Paper - Tran Type: COMM PAPER, Start: July 28, 2015, Maturity: August 3, 2015									
7/1/15	Opening Balance	0.00	0.00	0	0.00	0.000	0.00	0.00	0.00

Return on Investment - Detail - AST

Between: July 1, 2015 and January 1, 2016

Printed: January 4, 2016 10:27 am

Cash Flow Date	Transaction Description	Orig Curr Balance	Local Currency Equivalent ()							
			Principal Movement	Days	Yield	Adj Yield	Premium/ (Discount)	Interest	Total Cost	
Arkansas State Treasury (Con't)										
Commercial Paper Disc Note Invest (Con't)										
573409 - Commercial Paper - Tran Type: COMM PAPER, Start: July 28, 2015, Maturity: August 3, 2015										
7/28/15	MMkt - Bill Invest/Issue	-2,000,000.00	(2,000,000.00)	6	0.50	0.508	0.00	0.00	0.00	0.00
8/3/15	MMkt - Bill Maturity	0.00	2,000,000.00	0	0.50	0.500	166.67	0.00	0.00	166.67
1/1/16	Closing Balance	0.00	0.00	0	0.50	0.500	0.00	0.00	0.00	0.00
							0.508	166.67	0.00	166.67
573410 - Commercial Paper - Tran Type: COMM PAPER, Start: July 28, 2015, Maturity: August 3, 2015										
7/1/15	Opening Balance	0.00	0.00	0	0.00	0.000	0.00	0.00	0.00	0.00
7/28/15	MMkt - Bill Invest/Issue	-30,000,000.00	(30,000,000.00)	6	0.50	0.508	0.00	0.00	0.00	0.00
8/3/15	MMkt - Bill Maturity	0.00	30,000,000.00	0	0.50	0.500	2,500.00	0.00	0.00	2,500.00
1/1/16	Closing Balance	0.00	0.00	0	0.50	0.500	0.00	0.00	0.00	0.00
							0.508	2,500.00	0.00	2,500.00
573572 - Commercial Paper - Tran Type: COMM PAPER, Start: July 29, 2015, Maturity: August 24, 2015										
7/1/15	Opening Balance	0.00	0.00	0	0.00	0.000	0.00	0.00	0.00	0.00
7/29/15	MMkt - Bill Invest/Issue	-25,000,000.00	(25,000,000.00)	26	0.52	0.528	0.00	0.00	0.00	0.00
8/24/15	MMkt - Bill Maturity	0.00	25,000,000.00	0	0.52	0.520	9,388.88	0.00	0.00	9,388.88
1/1/16	Closing Balance	0.00	0.00	0	0.52	0.520	0.00	0.00	0.00	0.00
							0.528	9,388.88	0.00	9,388.88
573573 - Commercial Paper - Tran Type: COMM PAPER, Start: July 29, 2015, Maturity: July 30, 2015										
7/1/15	Opening Balance	0.00	0.00	0	0.00	0.000	0.00	0.00	0.00	0.00
7/29/15	MMkt - Bill Invest/Issue	-21,000,000.00	(21,000,000.00)	1	0.40	0.406	0.00	0.00	0.00	0.00
7/30/15	MMkt - Bill Maturity	0.00	21,000,000.00	0	0.40	0.400	233.33	0.00	0.00	233.33
1/1/16	Closing Balance	0.00	0.00	0	0.40	0.400	0.00	0.00	0.00	0.00
							0.406	233.33	0.00	233.33
573574 - Commercial Paper - Tran Type: COMM PAPER, Start: July 29, 2015, Maturity: August 14, 2015										
7/1/15	Opening Balance	0.00	0.00	0	0.00	0.000	0.00	0.00	0.00	0.00
7/29/15	MMkt - Bill Invest/Issue	-20,000,000.00	(20,000,000.00)	16	0.66	0.670	0.00	0.00	0.00	0.00
8/14/15	MMkt - Bill Maturity	0.00	20,000,000.00	0	0.66	0.660	5,866.67	0.00	0.00	5,866.67
1/1/16	Closing Balance	0.00	0.00	0	0.66	0.660	0.00	0.00	0.00	0.00
							0.670	5,866.67	0.00	5,866.67
573575 - Commercial Paper - Tran Type: COMM PAPER, Start: July 29, 2015, Maturity: September 22, 2015										
7/1/15	Opening Balance	0.00	0.00	0	0.00	0.000	0.00	0.00	0.00	0.00
7/29/15	MMkt - Bill Invest/Issue	-21,973,000.00	(21,973,000.00)	55	0.67	0.681	0.00	0.00	0.00	0.00

Return on Investment - Detail - AST

Between: July 1, 2015 and January 1, 2016

Printed: January 4, 2016 10:27 am

Cash Flow Date	Transaction Description	Orig Curr Balance	Local Currency Equivalent ()							
			Principal Movement	Days	Yield	Adj Yield	Premium/ (Discount)	Interest	Total Cost	
Arkansas State Treasury (Con't)										
Commercial Paper Disc Note Invest (Con't)										
573575 - Commercial Paper - Tran Type: COMM PAPER, Start: July 29, 2015, Maturity: September 22, 2015										
9/22/15	MMkt - Bill Maturity	0.00	21,973,000.00	0	0.67	0.671	22,491.82	0.00	22,491.82	
1/1/16	Closing Balance	0.00	0.00	0	0.67	0.671	0.00	0.00	0.00	
						0.681	22,491.82	0.00	22,491.82	
573576 - Commercial Paper - Tran Type: COMM PAPER, Start: July 29, 2015, Maturity: August 3, 2015										
7/1/15	Opening Balance	0.00	0.00	0	0.00	0.000	0.00	0.00	0.00	
7/29/15	MMkt - Bill Invest/Issue	-28,000,000.00	(28,000,000.00)	5	0.50	0.508	0.00	0.00	0.00	
8/3/15	MMkt - Bill Maturity	0.00	28,000,000.00	0	0.50	0.500	1,944.45	0.00	1,944.45	
1/1/16	Closing Balance	0.00	0.00	0	0.50	0.500	0.00	0.00	0.00	
						0.508	1,944.45	0.00	1,944.45	
573938 - Commercial Paper - Tran Type: COMM PAPER, Start: July 30, 2015, Maturity: August 13, 2015										
7/1/15	Opening Balance	0.00	0.00	0	0.00	0.000	0.00	0.00	0.00	
7/30/15	MMkt - Bill Invest/Issue	-20,000,000.00	(20,000,000.00)	14	0.66	0.670	0.00	0.00	0.00	
8/13/15	MMkt - Bill Maturity	0.00	20,000,000.00	0	0.66	0.660	5,133.33	0.00	5,133.33	
1/1/16	Closing Balance	0.00	0.00	0	0.66	0.660	0.00	0.00	0.00	
						0.670	5,133.33	0.00	5,133.33	
573939 - Commercial Paper - Tran Type: COMM PAPER, Start: July 30, 2015, Maturity: August 31, 2015										
7/1/15	Opening Balance	0.00	0.00	0	0.00	0.000	0.00	0.00	0.00	
7/30/15	MMkt - Bill Invest/Issue	-30,000,000.00	(30,000,000.00)	32	0.54	0.548	0.00	0.00	0.00	
8/31/15	MMkt - Bill Maturity	0.00	30,000,000.00	0	0.54	0.540	14,399.99	0.00	14,399.99	
1/1/16	Closing Balance	0.00	0.00	0	0.54	0.540	0.00	0.00	0.00	
						0.548	14,399.99	0.00	14,399.99	
573940 - Commercial Paper - Tran Type: COMM PAPER, Start: July 30, 2015, Maturity: August 13, 2015										
7/1/15	Opening Balance	0.00	0.00	0	0.00	0.000	0.00	0.00	0.00	
7/30/15	MMkt - Bill Invest/Issue	-20,000,000.00	(20,000,000.00)	14	0.66	0.670	0.00	0.00	0.00	
8/13/15	MMkt - Bill Maturity	0.00	20,000,000.00	0	0.66	0.660	5,133.33	0.00	5,133.33	
1/1/16	Closing Balance	0.00	0.00	0	0.66	0.660	0.00	0.00	0.00	
						0.670	5,133.33	0.00	5,133.33	
573941 - Commercial Paper - Tran Type: COMM PAPER, Start: July 30, 2015, Maturity: August 13, 2015										
7/1/15	Opening Balance	0.00	0.00	0	0.00	0.000	0.00	0.00	0.00	
7/30/15	MMkt - Bill Invest/Issue	-20,000,000.00	(20,000,000.00)	14	0.45	0.457	0.00	0.00	0.00	
8/13/15	MMkt - Bill Maturity	0.00	20,000,000.00	0	0.45	0.450	3,500.00	0.00	3,500.00	

Return on Investment - Detail - AST

Between: July 1, 2015 and January 1, 2016

Printed: January 4, 2016 10:27 am

Cash Flow Date	Transaction Description	Orig Curr Balance	Local Currency Equivalent ()							
			Principal Movement	Days	Yield	Adj Yield	Premium/ (Discount)	Interest	Total Cost	
Arkansas State Treasury (Con't)										
Commercial Paper Disc Note Invest (Con't)										
573941 - Commercial Paper - Tran Type: COMM PAPER, Start: July 30, 2015, Maturity: August 13, 2015										
1/1/16	Closing Balance	0.00	0.00	0	0.45	0.450	0.00	0.00	0.00	0.00
						0.457	3,500.00	0.00	3,500.00	
574152 - Commercial Paper - Tran Type: COMM PAPER, Start: August 3, 2015, Maturity: August 18, 2015										
7/1/15	Opening Balance	0.00	0.00	0	0.00	0.000	0.00	0.00	0.00	0.00
8/3/15	MMkt - Bill Invest/Issue	-46,000,000.00	(46,000,000.00)	15	0.67	0.681	0.00	0.00	0.00	0.00
8/18/15	MMkt - Bill Maturity	0.00	46,000,000.00	0	0.67	0.670	12,841.66	0.00	0.00	12,841.66
1/1/16	Closing Balance	0.00	0.00	0	0.67	0.670	0.00	0.00	0.00	0.00
						0.681	12,841.66	0.00	12,841.66	
574153 - Commercial Paper - Tran Type: COMM PAPER, Start: August 3, 2015, Maturity: August 7, 2015										
7/1/15	Opening Balance	0.00	0.00	0	0.00	0.000	0.00	0.00	0.00	0.00
8/3/15	MMkt - Bill Invest/Issue	-20,000,000.00	(20,000,000.00)	4	0.42	0.426	0.00	0.00	0.00	0.00
8/7/15	MMkt - Bill Maturity	0.00	20,000,000.00	0	0.42	0.420	933.33	0.00	0.00	933.33
1/1/16	Closing Balance	0.00	0.00	0	0.42	0.420	0.00	0.00	0.00	0.00
						0.426	933.33	0.00	933.33	
574154 - Commercial Paper - Tran Type: COMM PAPER, Start: August 3, 2015, Maturity: August 4, 2015										
7/1/15	Opening Balance	0.00	0.00	0	0.00	0.000	0.00	0.00	0.00	0.00
8/3/15	MMkt - Bill Invest/Issue	-60,000,000.00	(60,000,000.00)	1	0.39	0.396	0.00	0.00	0.00	0.00
8/4/15	MMkt - Bill Maturity	0.00	60,000,000.00	0	0.39	0.390	650.00	0.00	0.00	650.00
1/1/16	Closing Balance	0.00	0.00	0	0.39	0.390	0.00	0.00	0.00	0.00
						0.396	650.00	0.00	650.00	
574155 - Commercial Paper - Tran Type: COMM PAPER, Start: August 3, 2015, Maturity: August 4, 2015										
7/1/15	Opening Balance	0.00	0.00	0	0.00	0.000	0.00	0.00	0.00	0.00
8/3/15	MMkt - Bill Invest/Issue	-27,000,000.00	(27,000,000.00)	1	0.45	0.457	0.00	0.00	0.00	0.00
8/4/15	MMkt - Bill Maturity	0.00	27,000,000.00	0	0.45	0.450	337.50	0.00	0.00	337.50
1/1/16	Closing Balance	0.00	0.00	0	0.45	0.450	0.00	0.00	0.00	0.00
						0.457	337.50	0.00	337.50	
574313 - Commercial Paper - Tran Type: COMM PAPER, Start: August 4, 2015, Maturity: September 4, 2015										
7/1/15	Opening Balance	0.00	0.00	0	0.00	0.000	0.00	0.00	0.00	0.00
8/4/15	MMkt - Bill Invest/Issue	-17,000,000.00	(17,000,000.00)	31	0.69	0.701	0.00	0.00	0.00	0.00
9/4/15	MMkt - Bill Maturity	0.00	17,000,000.00	0	0.69	0.690	10,100.83	0.00	0.00	10,100.83
1/1/16	Closing Balance	0.00	0.00	0	0.69	0.690	0.00	0.00	0.00	0.00

Return on Investment - Detail - AST

Between: July 1, 2015 and January 1, 2016

Printed: January 4, 2016 10:27 am

Cash Flow Date	Transaction Description	Orig Curr Balance	Local Currency Equivalent ()							
			Principal Movement	Days	Yield	Adj Yield	Premium/ (Discount)	Interest	Total Cost	
Arkansas State Treasury (Con't)										
Commercial Paper Disc Note Invest (Con't)										
							0.701	10,100.83	0.00	10,100.83
574314 - Commercial Paper - Tran Type: COMM PAPER, Start: August 4, 2015, Maturity: August 21, 2015										
7/1/15	Opening Balance	0.00	0.00	0	0.00	0.000	0.00	0.00	0.00	0.00
8/4/15	MMkt - Bill Invest/Issue	-20,000,000.00	(20,000,000.00)	17	0.67	0.681	0.00	0.00	0.00	0.00
8/21/15	MMkt - Bill Maturity	0.00	20,000,000.00	0	0.67	0.670	6,327.78	0.00	0.00	6,327.78
1/1/16	Closing Balance	0.00	0.00	0	0.67	0.670	0.00	0.00	0.00	0.00
							0.681	6,327.78	0.00	6,327.78
574315 - Commercial Paper - Tran Type: COMM PAPER, Start: August 4, 2015, Maturity: August 10, 2015										
7/1/15	Opening Balance	0.00	0.00	0	0.00	0.000	0.00	0.00	0.00	0.00
8/4/15	MMkt - Bill Invest/Issue	-60,000,000.00	(60,000,000.00)	6	0.65	0.660	0.00	0.00	0.00	0.00
8/10/15	MMkt - Bill Maturity	0.00	60,000,000.00	0	0.65	0.650	6,500.00	0.00	0.00	6,500.00
1/1/16	Closing Balance	0.00	0.00	0	0.65	0.650	0.00	0.00	0.00	0.00
							0.660	6,500.00	0.00	6,500.00
574557 - Commercial Paper - Tran Type: COMM PAPER, Start: August 5, 2015, Maturity: August 6, 2015										
7/1/15	Opening Balance	0.00	0.00	0	0.00	0.000	0.00	0.00	0.00	0.00
8/5/15	MMkt - Bill Invest/Issue	-27,000,000.00	(27,000,000.00)	1	0.35	0.355	0.00	0.00	0.00	0.00
8/6/15	MMkt - Bill Maturity	0.00	27,000,000.00	0	0.35	0.350	262.50	0.00	0.00	262.50
1/1/16	Closing Balance	0.00	0.00	0	0.35	0.350	0.00	0.00	0.00	0.00
							0.355	262.50	0.00	262.50
574558 - Commercial Paper - Tran Type: COMM PAPER, Start: August 5, 2015, Maturity: August 28, 2015										
7/1/15	Opening Balance	0.00	0.00	0	0.00	0.000	0.00	0.00	0.00	0.00
8/5/15	MMkt - Bill Invest/Issue	-8,129,000.00	(8,129,000.00)	23	0.54	0.548	0.00	0.00	0.00	0.00
8/28/15	MMkt - Bill Maturity	0.00	8,129,000.00	0	0.54	0.540	2,804.50	0.00	0.00	2,804.50
1/1/16	Closing Balance	0.00	0.00	0	0.54	0.540	0.00	0.00	0.00	0.00
							0.548	2,804.50	0.00	2,804.50
574559 - Commercial Paper - Tran Type: COMM PAPER, Start: August 5, 2015, Maturity: September 4, 2015										
7/1/15	Opening Balance	0.00	0.00	0	0.00	0.000	0.00	0.00	0.00	0.00
8/5/15	MMkt - Bill Invest/Issue	-11,134,000.00	(11,134,000.00)	30	0.65	0.660	0.00	0.00	0.00	0.00
9/4/15	MMkt - Bill Maturity	0.00	11,134,000.00	0	0.65	0.650	6,030.91	0.00	0.00	6,030.91
1/1/16	Closing Balance	0.00	0.00	0	0.65	0.650	0.00	0.00	0.00	0.00
							0.660	6,030.91	0.00	6,030.91
574560 - Commercial Paper - Tran Type: COMM PAPER, Start: August 5, 2015, Maturity: August 26, 2015										

Return on Investment - Detail - AST

Between: July 1, 2015 and January 1, 2016

Printed: January 4, 2016 10:27 am

Cash Flow Date	Transaction Description	Orig Curr Balance	Local Currency Equivalent ()							
			Principal Movement	Days	Yield	Adj Yield	Premium/ (Discount)	Interest	Total Cost	
Arkansas State Treasury (Con't)										
Commercial Paper Disc Note Invest (Con't)										
574560 - Commercial Paper - Tran Type: COMM PAPER, Start: August 5, 2015, Maturity: August 26, 2015										
7/1/15	Opening Balance	0.00	0.00	0	0.00	0.000	0.00	0.00	0.00	0.00
8/5/15	MMkt - Bill Invest/Issue	-27,200,000.00	(27,200,000.00)	21	0.66	0.670	0.00	0.00	0.00	0.00
8/26/15	MMkt - Bill Maturity	0.00	27,200,000.00	0	0.66	0.660	10,472.00	0.00	0.00	10,472.00
1/1/16	Closing Balance	0.00	0.00	0	0.66	0.660	0.00	0.00	0.00	0.00
						0.670	10,472.00	0.00	0.00	10,472.00
574766 - Commercial Paper - Tran Type: COMM PAPER, Start: August 6, 2015, Maturity: August 10, 2015										
7/1/15	Opening Balance	0.00	0.00	0	0.00	0.000	0.00	0.00	0.00	0.00
8/6/15	MMkt - Bill Invest/Issue	-1,100,000.00	(1,100,000.00)	4	0.38	0.386	0.00	0.00	0.00	0.00
8/10/15	MMkt - Bill Maturity	0.00	1,100,000.00	0	0.38	0.380	46.44	0.00	0.00	46.44
1/1/16	Closing Balance	0.00	0.00	0	0.38	0.380	0.00	0.00	0.00	0.00
						0.386	46.44	0.00	0.00	46.44
574767 - Commercial Paper - Tran Type: COMM PAPER, Start: August 6, 2015, Maturity: August 7, 2015										
7/1/15	Opening Balance	0.00	0.00	0	0.00	0.000	0.00	0.00	0.00	0.00
8/6/15	MMkt - Bill Invest/Issue	-53,000,000.00	(53,000,000.00)	1	0.25	0.254	0.00	0.00	0.00	0.00
8/7/15	MMkt - Bill Maturity	0.00	53,000,000.00	0	0.25	0.250	368.05	0.00	0.00	368.05
1/1/16	Closing Balance	0.00	0.00	0	0.25	0.250	0.00	0.00	0.00	0.00
						0.254	368.05	0.00	0.00	368.05
574768 - Commercial Paper - Tran Type: COMM PAPER, Start: August 6, 2015, Maturity: August 7, 2015										
7/1/15	Opening Balance	0.00	0.00	0	0.00	0.000	0.00	0.00	0.00	0.00
8/6/15	MMkt - Bill Invest/Issue	-15,000,000.00	(15,000,000.00)	1	0.45	0.457	0.00	0.00	0.00	0.00
8/7/15	MMkt - Bill Maturity	0.00	15,000,000.00	0	0.45	0.450	187.50	0.00	0.00	187.50
1/1/16	Closing Balance	0.00	0.00	0	0.45	0.450	0.00	0.00	0.00	0.00
						0.457	187.50	0.00	0.00	187.50
574769 - Commercial Paper - Tran Type: COMM PAPER, Start: August 6, 2015, Maturity: August 7, 2015										
7/1/15	Opening Balance	0.00	0.00	0	0.00	0.000	0.00	0.00	0.00	0.00
8/6/15	MMkt - Bill Invest/Issue	-25,000,000.00	(25,000,000.00)	1	0.39	0.396	0.00	0.00	0.00	0.00
8/7/15	MMkt - Bill Maturity	0.00	25,000,000.00	0	0.39	0.390	270.83	0.00	0.00	270.83
1/1/16	Closing Balance	0.00	0.00	0	0.39	0.390	0.00	0.00	0.00	0.00
						0.396	270.83	0.00	0.00	270.83
574996 - Commercial Paper - Tran Type: COMM PAPER, Start: August 7, 2015, Maturity: August 10, 2015										
7/1/15	Opening Balance	0.00	0.00	0	0.00	0.000	0.00	0.00	0.00	0.00

Return on Investment - Detail - AST

Between: July 1, 2015 and January 1, 2016

Printed: January 4, 2016 10:27 am

Cash Flow Date	Transaction Description	Orig Curr Balance	Local Currency Equivalent ()							
			Principal Movement	Days	Yield	Adj Yield	Premium/ (Discount)	Interest	Total Cost	
Arkansas State Treasury (Con't)										
Commercial Paper Disc Note Invest (Con't)										
574996 - Commercial Paper - Tran Type: COMM PAPER, Start: August 7, 2015, Maturity: August 10, 2015										
8/7/15	MMkt - Bill Invest/Issue	-24,000,000.00	(24,000,000.00)	3	0.35	0.355	0.00	0.00	0.00	0.00
8/10/15	MMkt - Bill Maturity	0.00	24,000,000.00	0	0.35	0.350	700.00	0.00	0.00	700.00
1/1/16	Closing Balance	0.00	0.00	0	0.35	0.350	0.00	0.00	0.00	0.00
							0.355	700.00	0.00	700.00
574997 - Commercial Paper - Tran Type: COMM PAPER, Start: August 7, 2015, Maturity: August 10, 2015										
7/1/15	Opening Balance	0.00	0.00	0	0.00	0.000	0.00	0.00	0.00	0.00
8/7/15	MMkt - Bill Invest/Issue	-33,932,000.00	(33,932,000.00)	3	0.35	0.355	0.00	0.00	0.00	0.00
8/10/15	MMkt - Bill Maturity	0.00	33,932,000.00	0	0.35	0.350	989.68	0.00	0.00	989.68
1/1/16	Closing Balance	0.00	0.00	0	0.35	0.350	0.00	0.00	0.00	0.00
							0.355	989.68	0.00	989.68
575206 - Commercial Paper - Tran Type: COMM PAPER, Start: August 10, 2015, Maturity: August 28, 2015										
7/1/15	Opening Balance	0.00	0.00	0	0.00	0.000	0.00	0.00	0.00	0.00
8/10/15	MMkt - Bill Invest/Issue	-41,000,000.00	(41,000,000.00)	18	0.67	0.681	0.00	0.00	0.00	0.00
8/28/15	MMkt - Bill Maturity	0.00	41,000,000.00	0	0.67	0.670	13,735.01	0.00	0.00	13,735.01
1/1/16	Closing Balance	0.00	0.00	0	0.67	0.670	0.00	0.00	0.00	0.00
							0.681	13,735.01	0.00	13,735.01
575207 - Commercial Paper - Tran Type: COMM PAPER, Start: August 10, 2015, Maturity: September 9, 2015										
7/1/15	Opening Balance	0.00	0.00	0	0.00	0.000	0.00	0.00	0.00	0.00
8/10/15	MMkt - Bill Invest/Issue	-25,000,000.00	(25,000,000.00)	30	0.67	0.681	0.00	0.00	0.00	0.00
9/9/15	MMkt - Bill Maturity	0.00	25,000,000.00	0	0.67	0.670	13,958.33	0.00	0.00	13,958.33
1/1/16	Closing Balance	0.00	0.00	0	0.67	0.670	0.00	0.00	0.00	0.00
							0.681	13,958.33	0.00	13,958.33
575525 - Commercial Paper - Tran Type: COMM PAPER, Start: August 12, 2015, Maturity: August 28, 2015										
7/1/15	Opening Balance	0.00	0.00	0	0.00	0.000	0.00	0.00	0.00	0.00
8/12/15	MMkt - Bill Invest/Issue	-15,000,000.00	(15,000,000.00)	16	0.65	0.660	0.00	0.00	0.00	0.00
8/28/15	MMkt - Bill Maturity	0.00	15,000,000.00	0	0.65	0.650	4,333.33	0.00	0.00	4,333.33
1/1/16	Closing Balance	0.00	0.00	0	0.65	0.650	0.00	0.00	0.00	0.00
							0.660	4,333.33	0.00	4,333.33
575697 - Commercial Paper - Tran Type: COMM PAPER, Start: August 13, 2015, Maturity: September 11, 2015										
7/1/15	Opening Balance	0.00	0.00	0	0.00	0.000	0.00	0.00	0.00	0.00
8/13/15	MMkt - Bill Invest/Issue	-47,000,000.00	(47,000,000.00)	29	0.54	0.548	0.00	0.00	0.00	0.00

Return on Investment - Detail - AST

Between: July 1, 2015 and January 1, 2016

Printed: January 4, 2016 10:27 am

Cash Flow Date	Transaction Description	Orig Curr Balance	Local Currency Equivalent ()							
			Principal Movement	Days	Yield	Adj Yield	Premium/ (Discount)	Interest	Total Cost	
Arkansas State Treasury (Con't)										
Commercial Paper Disc Note Invest (Con't)										
575697 - Commercial Paper - Tran Type: COMM PAPER, Start: August 13, 2015, Maturity: September 11, 2015										
9/11/15	MMkt - Bill Maturity	0.00	47,000,000.00	0	0.54	0.540	20,445.00	0.00	20,445.00	
1/1/16	Closing Balance	0.00	0.00	0	0.54	0.540	0.00	0.00	0.00	
						0.548	20,445.00	0.00	20,445.00	
575698 - Commercial Paper - Tran Type: COMM PAPER, Start: August 13, 2015, Maturity: September 4, 2015										
7/1/15	Opening Balance	0.00	0.00	0	0.00	0.000	0.00	0.00	0.00	
8/13/15	MMkt - Bill Invest/Issue	-30,000,000.00	(30,000,000.00)	22	0.67	0.681	0.00	0.00	0.00	
9/4/15	MMkt - Bill Maturity	0.00	30,000,000.00	0	0.67	0.670	12,283.33	0.00	12,283.33	
1/1/16	Closing Balance	0.00	0.00	0	0.67	0.670	0.00	0.00	0.00	
						0.681	12,283.33	0.00	12,283.33	
575699 - Commercial Paper - Tran Type: COMM PAPER, Start: August 13, 2015, Maturity: August 24, 2015										
7/1/15	Opening Balance	0.00	0.00	0	0.00	0.000	0.00	0.00	0.00	
8/13/15	MMkt - Bill Invest/Issue	-12,550,000.00	(12,550,000.00)	11	0.52	0.528	0.00	0.00	0.00	
8/24/15	MMkt - Bill Maturity	0.00	12,550,000.00	0	0.52	0.520	1,994.06	0.00	1,994.06	
1/1/16	Closing Balance	0.00	0.00	0	0.52	0.520	0.00	0.00	0.00	
						0.528	1,994.06	0.00	1,994.06	
575700 - Commercial Paper - Tran Type: COMM PAPER, Start: August 13, 2015, Maturity: August 28, 2015										
7/1/15	Opening Balance	0.00	0.00	0	0.00	0.000	0.00	0.00	0.00	
8/13/15	MMkt - Bill Invest/Issue	-20,000,000.00	(20,000,000.00)	15	0.48	0.487	0.00	0.00	0.00	
8/28/15	MMkt - Bill Maturity	0.00	20,000,000.00	0	0.48	0.480	4,000.00	0.00	4,000.00	
1/1/16	Closing Balance	0.00	0.00	0	0.48	0.480	0.00	0.00	0.00	
						0.487	4,000.00	0.00	4,000.00	
575701 - Commercial Paper - Tran Type: COMM PAPER, Start: August 13, 2015, Maturity: September 10, 2015										
7/1/15	Opening Balance	0.00	0.00	0	0.00	0.000	0.00	0.00	0.00	
8/13/15	MMkt - Bill Invest/Issue	-34,992,000.00	(34,992,000.00)	28	0.65	0.660	0.00	0.00	0.00	
9/10/15	MMkt - Bill Maturity	0.00	34,992,000.00	0	0.65	0.650	17,690.41	0.00	17,690.41	
1/1/16	Closing Balance	0.00	0.00	0	0.65	0.650	0.00	0.00	0.00	
						0.660	17,690.41	0.00	17,690.41	
575702 - Commercial Paper - Tran Type: COMM PAPER, Start: August 13, 2015, Maturity: August 14, 2015										
7/1/15	Opening Balance	0.00	0.00	0	0.00	0.000	0.00	0.00	0.00	
8/13/15	MMkt - Bill Invest/Issue	-50,000,000.00	(50,000,000.00)	1	0.40	0.406	0.00	0.00	0.00	
8/14/15	MMkt - Bill Maturity	0.00	50,000,000.00	0	0.40	0.400	555.55	0.00	555.55	

Return on Investment - Detail - AST

Between: July 1, 2015 and January 1, 2016

Printed: January 4, 2016 10:27 am

Cash Flow Date	Transaction Description	Orig Curr Balance	Local Currency Equivalent ()						
			Principal Movement	Days	Yield	Adj Yield	Premium/ (Discount)	Interest	Total Cost
Arkansas State Treasury (Con't)									
Commercial Paper Disc Note Invest (Con't)									
575702 - Commercial Paper - Tran Type: COMM PAPER, Start: August 13, 2015, Maturity: August 14, 2015									
1/1/16	Closing Balance	0.00	0.00	0	0.40	0.400	0.00	0.00	0.00
						0.406	555.55	0.00	555.55
575703 - Commercial Paper - Tran Type: COMM PAPER, Start: August 13, 2015, Maturity: August 14, 2015									
7/1/15	Opening Balance	0.00	0.00	0	0.00	0.000	0.00	0.00	0.00
8/13/15	MMkt - Bill Invest/Issue	-42,900,000.00	(42,900,000.00)	1	0.40	0.406	0.00	0.00	0.00
8/14/15	MMkt - Bill Maturity	0.00	42,900,000.00	0	0.40	0.400	476.67	0.00	476.67
1/1/16	Closing Balance	0.00	0.00	0	0.40	0.400	0.00	0.00	0.00
						0.406	476.67	0.00	476.67
575891 - Commercial Paper - Tran Type: COMM PAPER, Start: August 14, 2015, Maturity: August 17, 2015									
7/1/15	Opening Balance	0.00	0.00	0	0.00	0.000	0.00	0.00	0.00
8/14/15	MMkt - Bill Invest/Issue	-44,000,000.00	(44,000,000.00)	3	0.43	0.436	0.00	0.00	0.00
8/17/15	MMkt - Bill Maturity	0.00	44,000,000.00	0	0.43	0.430	1,576.67	0.00	1,576.67
1/1/16	Closing Balance	0.00	0.00	0	0.43	0.430	0.00	0.00	0.00
						0.436	1,576.67	0.00	1,576.67
575892 - Commercial Paper - Tran Type: COMM PAPER, Start: August 14, 2015, Maturity: September 14, 2015									
7/1/15	Opening Balance	0.00	0.00	0	0.00	0.000	0.00	0.00	0.00
8/14/15	MMkt - Bill Invest/Issue	-50,000,000.00	(50,000,000.00)	31	0.65	0.660	0.00	0.00	0.00
9/14/15	MMkt - Bill Maturity	0.00	50,000,000.00	0	0.65	0.650	27,986.11	0.00	27,986.11
1/1/16	Closing Balance	0.00	0.00	0	0.65	0.650	0.00	0.00	0.00
						0.660	27,986.11	0.00	27,986.11
575893 - Commercial Paper - Tran Type: COMM PAPER, Start: August 14, 2015, Maturity: August 25, 2015									
7/1/15	Opening Balance	0.00	0.00	0	0.00	0.000	0.00	0.00	0.00
8/14/15	MMkt - Bill Invest/Issue	-23,000,000.00	(23,000,000.00)	11	0.57	0.579	0.00	0.00	0.00
8/25/15	MMkt - Bill Maturity	0.00	23,000,000.00	0	0.57	0.570	4,005.83	0.00	4,005.83
1/1/16	Closing Balance	0.00	0.00	0	0.57	0.570	0.00	0.00	0.00
						0.579	4,005.83	0.00	4,005.83
576133 - Commercial Paper - Tran Type: COMM PAPER, Start: August 17, 2015, Maturity: August 18, 2015									
7/1/15	Opening Balance	0.00	0.00	0	0.00	0.000	0.00	0.00	0.00
8/17/15	MMkt - Bill Invest/Issue	-20,000,000.00	(20,000,000.00)	1	0.38	0.386	0.00	0.00	0.00
8/18/15	MMkt - Bill Maturity	0.00	20,000,000.00	0	0.38	0.380	211.11	0.00	211.11
1/1/16	Closing Balance	0.00	0.00	0	0.38	0.380	0.00	0.00	0.00

Return on Investment - Detail - AST

Between: July 1, 2015 and January 1, 2016

Printed: January 4, 2016 10:27 am

Cash Flow Date	Transaction Description	Orig Curr Balance	Local Currency Equivalent ()							
			Principal Movement	Days	Yield	Adj Yield	Premium/ (Discount)	Interest	Total Cost	
Arkansas State Treasury (Con't)										
Commercial Paper Disc Note Invest (Con't)										
							0.386	211.11	0.00	211.11
576134 - Commercial Paper	- Tran Type: COMM PAPER, Start: August 17, 2015, Maturity: August 20, 2015									
7/1/15	Opening Balance	0.00	0.00	0	0.00	0.000	0.00	0.00	0.00	0.00
8/17/15	MMkt - Bill Invest/Issue	-11,329,000.00	(11,329,000.00)	3	0.43	0.436	0.00	0.00	0.00	0.00
8/20/15	MMkt - Bill Maturity	0.00	11,329,000.00	0	0.43	0.430	405.96	0.00	0.00	405.96
1/1/16	Closing Balance	0.00	0.00	0	0.43	0.430	0.00	0.00	0.00	0.00
							0.436	405.96	0.00	405.96
576135 - Commercial Paper	- Tran Type: COMM PAPER, Start: August 17, 2015, Maturity: August 20, 2015									
7/1/15	Opening Balance	0.00	0.00	0	0.00	0.000	0.00	0.00	0.00	0.00
8/17/15	MMkt - Bill Invest/Issue	-24,909,000.00	(24,909,000.00)	3	0.43	0.436	0.00	0.00	0.00	0.00
8/20/15	MMkt - Bill Maturity	0.00	24,909,000.00	0	0.43	0.430	892.57	0.00	0.00	892.57
1/1/16	Closing Balance	0.00	0.00	0	0.43	0.430	0.00	0.00	0.00	0.00
							0.436	892.57	0.00	892.57
576138 - Commercial Paper	- Tran Type: COMM PAPER, Start: August 17, 2015, Maturity: August 28, 2015									
7/1/15	Opening Balance	0.00	0.00	0	0.00	0.000	0.00	0.00	0.00	0.00
8/17/15	MMkt - Bill Invest/Issue	-25,000,000.00	(25,000,000.00)	11	0.56	0.569	0.00	0.00	0.00	0.00
8/28/15	MMkt - Bill Maturity	0.00	25,000,000.00	0	0.56	0.560	4,277.78	0.00	0.00	4,277.78
1/1/16	Closing Balance	0.00	0.00	0	0.56	0.560	0.00	0.00	0.00	0.00
							0.569	4,277.78	0.00	4,277.78
576139 - Commercial Paper	- Tran Type: COMM PAPER, Start: August 17, 2015, Maturity: August 18, 2015									
7/1/15	Opening Balance	0.00	0.00	0	0.00	0.000	0.00	0.00	0.00	0.00
8/17/15	MMkt - Bill Invest/Issue	-46,283,000.00	(46,283,000.00)	1	0.45	0.457	0.00	0.00	0.00	0.00
8/18/15	MMkt - Bill Maturity	0.00	46,283,000.00	0	0.45	0.450	578.54	0.00	0.00	578.54
1/1/16	Closing Balance	0.00	0.00	0	0.45	0.450	0.00	0.00	0.00	0.00
							0.457	578.54	0.00	578.54
576140 - Commercial Paper	- Tran Type: COMM PAPER, Start: August 17, 2015, Maturity: August 28, 2015									
7/1/15	Opening Balance	0.00	0.00	0	0.00	0.000	0.00	0.00	0.00	0.00
8/17/15	MMkt - Bill Invest/Issue	-10,000,000.00	(10,000,000.00)	11	0.56	0.569	0.00	0.00	0.00	0.00
8/28/15	MMkt - Bill Maturity	0.00	10,000,000.00	0	0.56	0.560	1,711.11	0.00	0.00	1,711.11
1/1/16	Closing Balance	0.00	0.00	0	0.56	0.560	0.00	0.00	0.00	0.00
							0.569	1,711.11	0.00	1,711.11
576141 - Commercial Paper	- Tran Type: COMM PAPER, Start: August 17, 2015, Maturity: September 18, 2015									

Return on Investment - Detail - AST

Between: July 1, 2015 and January 1, 2016

Printed: January 4, 2016 10:27 am

Cash Flow Date	Transaction Description	Orig Curr Balance	Local Currency Equivalent ()						
			Principal Movement	Days	Yield	Adj Yield	Premium/ (Discount)	Interest	Total Cost
Arkansas State Treasury (Con't)									
Commercial Paper Disc Note Invest (Con't)									
576141 - Commercial Paper - Tran Type: COMM PAPER, Start: August 17, 2015, Maturity: September 18, 2015									
7/1/15	Opening Balance	0.00	0.00	0	0.00	0.000	0.00	0.00	0.00
8/17/15	MMkt - Bill Invest/Issue	-25,000,000.00	(25,000,000.00)	32	0.67	0.681	0.00	0.00	0.00
9/18/15	MMkt - Bill Maturity	0.00	25,000,000.00	0	0.67	0.670	14,888.88	0.00	14,888.88
1/1/16	Closing Balance	0.00	0.00	0	0.67	0.670	0.00	0.00	0.00
						0.681	14,888.88	0.00	14,888.88
576142 - Commercial Paper - Tran Type: COMM PAPER, Start: August 17, 2015, Maturity: September 11, 2015									
7/1/15	Opening Balance	0.00	0.00	0	0.00	0.000	0.00	0.00	0.00
8/17/15	MMkt - Bill Invest/Issue	-9,892,000.00	(9,892,000.00)	25	0.61	0.620	0.00	0.00	0.00
9/11/15	MMkt - Bill Maturity	0.00	9,892,000.00	0	0.61	0.610	4,190.36	0.00	4,190.36
1/1/16	Closing Balance	0.00	0.00	0	0.61	0.610	0.00	0.00	0.00
						0.620	4,190.36	0.00	4,190.36
576143 - Commercial Paper - Tran Type: COMM PAPER, Start: August 17, 2015, Maturity: September 4, 2015									
7/1/15	Opening Balance	0.00	0.00	0	0.00	0.000	0.00	0.00	0.00
8/17/15	MMkt - Bill Invest/Issue	-15,000,000.00	(15,000,000.00)	18	0.68	0.691	0.00	0.00	0.00
9/4/15	MMkt - Bill Maturity	0.00	15,000,000.00	0	0.68	0.680	5,100.00	0.00	5,100.00
1/1/16	Closing Balance	0.00	0.00	0	0.68	0.680	0.00	0.00	0.00
						0.691	5,100.00	0.00	5,100.00
576311 - Commercial Paper - Tran Type: COMM PAPER, Start: August 18, 2015, Maturity: September 16, 2015									
7/1/15	Opening Balance	0.00	0.00	0	0.00	0.000	0.00	0.00	0.00
8/18/15	MMkt - Bill Invest/Issue	-10,000,000.00	(10,000,000.00)	29	0.65	0.660	0.00	0.00	0.00
9/16/15	MMkt - Bill Maturity	0.00	10,000,000.00	0	0.65	0.650	5,236.11	0.00	5,236.11
1/1/16	Closing Balance	0.00	0.00	0	0.65	0.650	0.00	0.00	0.00
						0.660	5,236.11	0.00	5,236.11
576313 - Commercial Paper - Tran Type: COMM PAPER, Start: August 18, 2015, Maturity: September 21, 2015									
7/1/15	Opening Balance	0.00	0.00	0	0.00	0.000	0.00	0.00	0.00
8/18/15	MMkt - Bill Invest/Issue	-20,000,000.00	(20,000,000.00)	34	0.68	0.691	0.00	0.00	0.00
9/21/15	MMkt - Bill Maturity	0.00	20,000,000.00	0	0.68	0.680	12,844.44	0.00	12,844.44
1/1/16	Closing Balance	0.00	0.00	0	0.68	0.680	0.00	0.00	0.00
						0.691	12,844.44	0.00	12,844.44
576314 - Commercial Paper - Tran Type: COMM PAPER, Start: August 18, 2015, Maturity: August 28, 2015									
7/1/15	Opening Balance	0.00	0.00	0	0.00	0.000	0.00	0.00	0.00

Return on Investment - Detail - AST

Between: July 1, 2015 and January 1, 2016

Printed: January 4, 2016 10:27 am

Cash Flow Date	Transaction Description	Orig Curr Balance	Local Currency Equivalent ()							
			Principal Movement	Days	Yield	Adj Yield	Premium/ (Discount)	Interest	Total Cost	
Arkansas State Treasury (Con't)										
Commercial Paper Disc Note Invest (Con't)										
576314 - Commercial Paper - Tran Type: COMM PAPER, Start: August 18, 2015, Maturity: August 28, 2015										
8/18/15	MMkt - Bill Invest/Issue	-15,000,000.00	(15,000,000.00)	10	0.65	0.660	0.00	0.00	0.00	0.00
8/28/15	MMkt - Bill Maturity	0.00	15,000,000.00	0	0.65	0.650	2,708.33	0.00	0.00	2,708.33
1/1/16	Closing Balance	0.00	0.00	0	0.65	0.650	0.00	0.00	0.00	0.00
							0.660	2,708.33	0.00	2,708.33
576315 - Commercial Paper - Tran Type: COMM PAPER, Start: August 18, 2015, Maturity: September 18, 2015										
7/1/15	Opening Balance	0.00	0.00	0	0.00	0.000	0.00	0.00	0.00	0.00
8/18/15	MMkt - Bill Invest/Issue	-100,000,000.00	(100,000,000.00)	31	0.50	0.508	0.00	0.00	0.00	0.00
9/18/15	MMkt - Bill Maturity	0.00	100,000,000.00	0	0.50	0.500	43,055.52	0.00	0.00	43,055.52
1/1/16	Closing Balance	0.00	0.00	0	0.50	0.500	0.00	0.00	0.00	0.00
							0.508	43,055.52	0.00	43,055.52
576316 - Commercial Paper - Tran Type: COMM PAPER, Start: August 18, 2015, Maturity: September 17, 2015										
7/1/15	Opening Balance	0.00	0.00	0	0.00	0.000	0.00	0.00	0.00	0.00
8/18/15	MMkt - Bill Invest/Issue	-7,631,000.00	(7,631,000.00)	30	0.56	0.569	0.00	0.00	0.00	0.00
9/17/15	MMkt - Bill Maturity	0.00	7,631,000.00	0	0.56	0.560	3,561.13	0.00	0.00	3,561.13
1/1/16	Closing Balance	0.00	0.00	0	0.56	0.560	0.00	0.00	0.00	0.00
							0.569	3,561.13	0.00	3,561.13
576317 - Commercial Paper - Tran Type: COMM PAPER, Start: August 18, 2015, Maturity: September 10, 2015										
7/1/15	Opening Balance	0.00	0.00	0	0.00	0.000	0.00	0.00	0.00	0.00
8/18/15	MMkt - Bill Invest/Issue	-8,998,000.00	(8,998,000.00)	23	0.57	0.579	0.00	0.00	0.00	0.00
9/10/15	MMkt - Bill Maturity	0.00	8,998,000.00	0	0.57	0.570	3,276.77	0.00	0.00	3,276.77
1/1/16	Closing Balance	0.00	0.00	0	0.57	0.570	0.00	0.00	0.00	0.00
							0.579	3,276.77	0.00	3,276.77
576318 - Commercial Paper - Tran Type: COMM PAPER, Start: August 18, 2015, Maturity: September 18, 2015										
7/1/15	Opening Balance	0.00	0.00	0	0.00	0.000	0.00	0.00	0.00	0.00
8/18/15	MMkt - Bill Invest/Issue	-69,034,000.00	(69,034,000.00)	31	0.54	0.548	0.00	0.00	0.00	0.00
9/18/15	MMkt - Bill Maturity	0.00	69,034,000.00	0	0.54	0.540	32,100.74	0.00	0.00	32,100.74
1/1/16	Closing Balance	0.00	0.00	0	0.54	0.540	0.00	0.00	0.00	0.00
							0.548	32,100.74	0.00	32,100.74
576480 - Commercial Paper - Tran Type: COMM PAPER, Start: August 19, 2015, Maturity: August 31, 2015										
7/1/15	Opening Balance	0.00	0.00	0	0.00	0.000	0.00	0.00	0.00	0.00
8/19/15	MMkt - Bill Invest/Issue	-32,000,000.00	(32,000,000.00)	12	0.65	0.660	0.00	0.00	0.00	0.00

Return on Investment - Detail - AST

Between: July 1, 2015 and January 1, 2016

Printed: January 4, 2016 10:27 am

Cash Flow Date	Transaction Description	Orig Curr Balance	Local Currency Equivalent ()							
			Principal Movement	Days	Yield	Adj Yield	Premium/ (Discount)	Interest	Total Cost	
Arkansas State Treasury (Con't)										
Commercial Paper Disc Note Invest (Con't)										
576480 - Commercial Paper - Tran Type: COMM PAPER, Start: August 19, 2015, Maturity: August 31, 2015										
8/31/15	MMkt - Bill Maturity	0.00	32,000,000.00	0	0.65	0.650	6,933.33	0.00	6,933.33	
1/1/16	Closing Balance	0.00	0.00	0	0.65	0.650	0.00	0.00	0.00	
							0.660	6,933.33	0.00	6,933.33
576721 - Commercial Paper - Tran Type: COMM PAPER, Start: August 20, 2015, Maturity: August 27, 2015										
7/1/15	Opening Balance	0.00	0.00	0	0.00	0.000	0.00	0.00	0.00	
8/20/15	MMkt - Bill Invest/Issue	-8,300,000.00	(8,300,000.00)	7	0.42	0.426	0.00	0.00	0.00	
8/27/15	MMkt - Bill Maturity	0.00	8,300,000.00	0	0.42	0.420	677.83	0.00	677.83	
1/1/16	Closing Balance	0.00	0.00	0	0.42	0.420	0.00	0.00	0.00	
							0.426	677.83	0.00	677.83
576722 - Commercial Paper - Tran Type: COMM PAPER, Start: August 20, 2015, Maturity: August 24, 2015										
7/1/15	Opening Balance	0.00	0.00	0	0.00	0.000	0.00	0.00	0.00	
8/20/15	MMkt - Bill Invest/Issue	-12,750,000.00	(12,750,000.00)	4	0.40	0.406	0.00	0.00	0.00	
8/24/15	MMkt - Bill Maturity	0.00	12,750,000.00	0	0.40	0.400	566.67	0.00	566.67	
1/1/16	Closing Balance	0.00	0.00	0	0.40	0.400	0.00	0.00	0.00	
							0.406	566.67	0.00	566.67
576723 - Commercial Paper - Tran Type: COMM PAPER, Start: August 20, 2015, Maturity: August 26, 2015										
7/1/15	Opening Balance	0.00	0.00	0	0.00	0.000	0.00	0.00	0.00	
8/20/15	MMkt - Bill Invest/Issue	-30,975,000.00	(30,975,000.00)	6	0.42	0.426	0.00	0.00	0.00	
8/26/15	MMkt - Bill Maturity	0.00	30,975,000.00	0	0.42	0.420	2,168.25	0.00	2,168.25	
1/1/16	Closing Balance	0.00	0.00	0	0.42	0.420	0.00	0.00	0.00	
							0.426	2,168.25	0.00	2,168.25
576724 - Commercial Paper - Tran Type: COMM PAPER, Start: August 20, 2015, Maturity: August 21, 2015										
7/1/15	Opening Balance	0.00	0.00	0	0.00	0.000	0.00	0.00	0.00	
8/20/15	MMkt - Bill Invest/Issue	-33,850,000.00	(33,850,000.00)	1	0.40	0.406	0.00	0.00	0.00	
8/21/15	MMkt - Bill Maturity	0.00	33,850,000.00	0	0.40	0.400	376.11	0.00	376.11	
1/1/16	Closing Balance	0.00	0.00	0	0.40	0.400	0.00	0.00	0.00	
							0.406	376.11	0.00	376.11
576725 - Commercial Paper - Tran Type: COMM PAPER, Start: August 20, 2015, Maturity: August 21, 2015										
7/1/15	Opening Balance	0.00	0.00	0	0.00	0.000	0.00	0.00	0.00	
8/20/15	MMkt - Bill Invest/Issue	-29,000,000.00	(29,000,000.00)	1	0.40	0.406	0.00	0.00	0.00	
8/21/15	MMkt - Bill Maturity	0.00	29,000,000.00	0	0.40	0.400	322.22	0.00	322.22	

Return on Investment - Detail - AST

Between: July 1, 2015 and January 1, 2016

Printed: January 4, 2016 10:27 am

Cash Flow Date	Transaction Description	Orig Curr Balance	Local Currency Equivalent ()						
			Principal Movement	Days	Yield	Adj Yield	Premium/ (Discount)	Interest	Total Cost
Arkansas State Treasury (Con't)									
Commercial Paper Disc Note Invest (Con't)									
576725 - Commercial Paper - Tran Type: COMM PAPER, Start: August 20, 2015, Maturity: August 21, 2015									
1/1/16	Closing Balance	0.00	0.00	0	0.40	0.400	0.00	0.00	0.00
						0.406	322.22	0.00	322.22
576941 - Commercial Paper - Tran Type: COMM PAPER, Start: August 21, 2015, Maturity: August 24, 2015									
7/1/15	Opening Balance	0.00	0.00	0	0.00	0.000	0.00	0.00	0.00
8/21/15	MMkt - Bill Invest/Issue	-28,500,000.00	(28,500,000.00)	3	0.40	0.406	0.00	0.00	0.00
8/24/15	MMkt - Bill Maturity	0.00	28,500,000.00	0	0.40	0.400	950.00	0.00	950.00
1/1/16	Closing Balance	0.00	0.00	0	0.40	0.400	0.00	0.00	0.00
						0.406	950.00	0.00	950.00
576942 - Commercial Paper - Tran Type: COMM PAPER, Start: August 21, 2015, Maturity: August 24, 2015									
7/1/15	Opening Balance	0.00	0.00	0	0.00	0.000	0.00	0.00	0.00
8/21/15	MMkt - Bill Invest/Issue	-4,500,000.00	(4,500,000.00)	3	0.37	0.375	0.00	0.00	0.00
8/24/15	MMkt - Bill Maturity	0.00	4,500,000.00	0	0.37	0.370	138.75	0.00	138.75
1/1/16	Closing Balance	0.00	0.00	0	0.37	0.370	0.00	0.00	0.00
						0.375	138.75	0.00	138.75
576943 - Commercial Paper - Tran Type: COMM PAPER, Start: August 21, 2015, Maturity: August 24, 2015									
7/1/15	Opening Balance	0.00	0.00	0	0.00	0.000	0.00	0.00	0.00
8/21/15	MMkt - Bill Invest/Issue	-35,000,000.00	(35,000,000.00)	3	0.40	0.406	0.00	0.00	0.00
8/24/15	MMkt - Bill Maturity	0.00	35,000,000.00	0	0.40	0.400	1,166.67	0.00	1,166.67
1/1/16	Closing Balance	0.00	0.00	0	0.40	0.400	0.00	0.00	0.00
						0.406	1,166.67	0.00	1,166.67
576944 - Commercial Paper - Tran Type: COMM PAPER, Start: August 21, 2015, Maturity: September 18, 2015									
7/1/15	Opening Balance	0.00	0.00	0	0.00	0.000	0.00	0.00	0.00
8/21/15	MMkt - Bill Invest/Issue	-72,000,000.00	(72,000,000.00)	28	0.55	0.559	0.00	0.00	0.00
9/18/15	MMkt - Bill Maturity	0.00	72,000,000.00	0	0.55	0.550	30,799.98	0.00	30,799.98
1/1/16	Closing Balance	0.00	0.00	0	0.55	0.550	0.00	0.00	0.00
						0.559	30,799.98	0.00	30,799.98
576945 - Commercial Paper - Tran Type: COMM PAPER, Start: August 21, 2015, Maturity: August 28, 2015									
7/1/15	Opening Balance	0.00	0.00	0	0.00	0.000	0.00	0.00	0.00
8/21/15	MMkt - Bill Invest/Issue	-29,000,000.00	(29,000,000.00)	7	0.45	0.457	0.00	0.00	0.00
8/28/15	MMkt - Bill Maturity	0.00	29,000,000.00	0	0.45	0.450	2,537.50	0.00	2,537.50
1/1/16	Closing Balance	0.00	0.00	0	0.45	0.450	0.00	0.00	0.00

Return on Investment - Detail - AST

Between: July 1, 2015 and January 1, 2016

Printed: January 4, 2016 10:27 am

Cash Flow Date	Transaction Description	Orig Curr Balance	Local Currency Equivalent ()							
			Principal Movement	Days	Yield	Adj Yield	Premium/ (Discount)	Interest	Total Cost	
Arkansas State Treasury (Con't)										
Commercial Paper Disc Note Invest (Con't)										
576946 - Commercial Paper - Tran Type: COMM PAPER, Start: August 21, 2015, Maturity: September 18, 2015										
7/1/15	Opening Balance	0.00	0.00	0	0.00	0.000	0.00	0.00	0.00	0.00
8/21/15	MMkt - Bill Invest/Issue	-50,000,000.00	(50,000,000.00)	28	0.62	0.630	0.00	0.00	0.00	0.00
9/18/15	MMkt - Bill Maturity	0.00	50,000,000.00	0	0.62	0.620	24,111.15	0.00	0.00	24,111.15
1/1/16	Closing Balance	0.00	0.00	0	0.62	0.620	0.00	0.00	0.00	0.00
							0.457	2,537.50	0.00	2,537.50
576947 - Commercial Paper - Tran Type: COMM PAPER, Start: August 21, 2015, Maturity: September 25, 2015										
7/1/15	Opening Balance	0.00	0.00	0	0.00	0.000	0.00	0.00	0.00	0.00
8/21/15	MMkt - Bill Invest/Issue	-25,000,000.00	(25,000,000.00)	35	0.65	0.660	0.00	0.00	0.00	0.00
9/25/15	MMkt - Bill Maturity	0.00	25,000,000.00	0	0.65	0.650	15,798.61	0.00	0.00	15,798.61
1/1/16	Closing Balance	0.00	0.00	0	0.65	0.650	0.00	0.00	0.00	0.00
							0.630	24,111.15	0.00	24,111.15
577152 - Commercial Paper - Tran Type: COMM PAPER, Start: August 24, 2015, Maturity: August 25, 2015										
7/1/15	Opening Balance	0.00	0.00	0	0.00	0.000	0.00	0.00	0.00	0.00
8/24/15	MMkt - Bill Invest/Issue	-40,000,000.00	(40,000,000.00)	1	0.17	0.172	0.00	0.00	0.00	0.00
8/25/15	MMkt - Bill Maturity	0.00	40,000,000.00	0	0.17	0.170	188.89	0.00	0.00	188.89
1/1/16	Closing Balance	0.00	0.00	0	0.17	0.170	0.00	0.00	0.00	0.00
							0.660	15,798.61	0.00	15,798.61
577153 - Commercial Paper - Tran Type: COMM PAPER, Start: August 24, 2015, Maturity: August 25, 2015										
7/1/15	Opening Balance	0.00	0.00	0	0.00	0.000	0.00	0.00	0.00	0.00
8/24/15	MMkt - Bill Invest/Issue	-80,150,000.00	(80,150,000.00)	1	0.35	0.355	0.00	0.00	0.00	0.00
8/25/15	MMkt - Bill Maturity	0.00	80,150,000.00	0	0.35	0.350	779.24	0.00	0.00	779.24
1/1/16	Closing Balance	0.00	0.00	0	0.35	0.350	0.00	0.00	0.00	0.00
							0.172	188.89	0.00	188.89
577155 - Commercial Paper - Tran Type: COMM PAPER, Start: August 24, 2015, Maturity: August 25, 2015										
7/1/15	Opening Balance	0.00	0.00	0	0.00	0.000	0.00	0.00	0.00	0.00
8/24/15	MMkt - Bill Invest/Issue	-17,290,000.00	(17,290,000.00)	1	0.38	0.386	0.00	0.00	0.00	0.00
8/25/15	MMkt - Bill Maturity	0.00	17,290,000.00	0	0.38	0.380	182.51	0.00	0.00	182.51
1/1/16	Closing Balance	0.00	0.00	0	0.38	0.380	0.00	0.00	0.00	0.00
							0.355	779.24	0.00	779.24
577156 - Commercial Paper - Tran Type: COMM PAPER, Start: August 24, 2015, Maturity: August 25, 2015										
							0.386	182.51	0.00	182.51

Return on Investment - Detail - AST

Between: July 1, 2015 and January 1, 2016
 Printed: January 4, 2016 10:27 am

Cash Flow Date	Transaction Description	Orig Curr Balance	Local Currency Equivalent ()							
			Principal Movement	Days	Yield	Adj Yield	Premium/ (Discount)	Interest	Total Cost	
Arkansas State Treasury (Con't)										
Commercial Paper Disc Note Invest (Con't)										
577156 - Commercial Paper - Tran Type: COMM PAPER, Start: August 24, 2015, Maturity: August 25, 2015										
7/1/15	Opening Balance	0.00	0.00	0	0.00	0.000	0.00	0.00	0.00	0.00
8/24/15	MMkt - Bill Invest/Issue	-17,000,000.00	(17,000,000.00)	1	0.35	0.355	0.00	0.00	0.00	0.00
8/25/15	MMkt - Bill Maturity	0.00	17,000,000.00	0	0.35	0.350	165.28	0.00	0.00	165.28
1/1/16	Closing Balance	0.00	0.00	0	0.35	0.350	0.00	0.00	0.00	0.00
						0.355	165.28	0.00		165.28
577157 - Commercial Paper - Tran Type: COMM PAPER, Start: August 24, 2015, Maturity: August 25, 2015										
7/1/15	Opening Balance	0.00	0.00	0	0.00	0.000	0.00	0.00	0.00	0.00
8/24/15	MMkt - Bill Invest/Issue	-29,000,000.00	(29,000,000.00)	1	0.14	0.142	0.00	0.00	0.00	0.00
8/25/15	MMkt - Bill Maturity	0.00	29,000,000.00	0	0.14	0.140	112.78	0.00	0.00	112.78
1/1/16	Closing Balance	0.00	0.00	0	0.14	0.140	0.00	0.00	0.00	0.00
						0.142	112.78	0.00		112.78
577158 - Commercial Paper - Tran Type: COMM PAPER, Start: August 24, 2015, Maturity: August 25, 2015										
7/1/15	Opening Balance	0.00	0.00	0	0.00	0.000	0.00	0.00	0.00	0.00
8/24/15	MMkt - Bill Invest/Issue	-35,000,000.00	(35,000,000.00)	1	0.40	0.406	0.00	0.00	0.00	0.00
8/25/15	MMkt - Bill Maturity	0.00	35,000,000.00	0	0.40	0.400	388.89	0.00	0.00	388.89
1/1/16	Closing Balance	0.00	0.00	0	0.40	0.400	0.00	0.00	0.00	0.00
						0.406	388.89	0.00		388.89
577343 - Commercial Paper - Tran Type: COMM PAPER, Start: August 25, 2015, Maturity: August 26, 2015										
7/1/15	Opening Balance	0.00	0.00	0	0.00	0.000	0.00	0.00	0.00	0.00
8/25/15	MMkt - Bill Invest/Issue	-46,003,000.00	(46,003,000.00)	1	0.35	0.355	0.00	0.00	0.00	0.00
8/26/15	MMkt - Bill Maturity	0.00	46,003,000.00	0	0.35	0.350	447.25	0.00	0.00	447.25
1/1/16	Closing Balance	0.00	0.00	0	0.35	0.350	0.00	0.00	0.00	0.00
						0.355	447.25	0.00		447.25
577344 - Commercial Paper - Tran Type: COMM PAPER, Start: August 25, 2015, Maturity: August 26, 2015										
7/1/15	Opening Balance	0.00	0.00	0	0.00	0.000	0.00	0.00	0.00	0.00
8/25/15	MMkt - Bill Invest/Issue	-107,081,000.00	(107,081,000.00)	1	0.35	0.355	0.00	0.00	0.00	0.00
8/26/15	MMkt - Bill Maturity	0.00	107,081,000.00	0	0.35	0.350	1,041.06	0.00	0.00	1,041.06
1/1/16	Closing Balance	0.00	0.00	0	0.35	0.350	0.00	0.00	0.00	0.00
						0.355	1,041.06	0.00		1,041.06
577345 - Commercial Paper - Tran Type: COMM PAPER, Start: August 25, 2015, Maturity: August 26, 2015										
7/1/15	Opening Balance	0.00	0.00	0	0.00	0.000	0.00	0.00	0.00	0.00

Return on Investment - Detail - AST

Between: July 1, 2015 and January 1, 2016

Printed: January 4, 2016 10:27 am

Cash Flow Date	Transaction Description	Orig Curr Balance	Local Currency Equivalent ()							
			Principal Movement	Days	Yield	Adj Yield	Premium/ (Discount)	Interest	Total Cost	
Arkansas State Treasury (Con't)										
Commercial Paper Disc Note Invest (Con't)										
577345 - Commercial Paper - Tran Type: COMM PAPER, Start: August 25, 2015, Maturity: August 26, 2015										
8/25/15	MMkt - Bill Invest/Issue	-41,000,000.00	(41,000,000.00)	1	0.29	0.294	0.00	0.00	0.00	0.00
8/26/15	MMkt - Bill Maturity	0.00	41,000,000.00	0	0.29	0.290	330.28	0.00	0.00	330.28
1/1/16	Closing Balance	0.00	0.00	0	0.29	0.290	0.00	0.00	0.00	0.00
							0.294	330.28	0.00	330.28
577540 - Commercial Paper - Tran Type: COMM PAPER, Start: August 26, 2015, Maturity: August 27, 2015										
7/1/15	Opening Balance	0.00	0.00	0	0.00	0.000	0.00	0.00	0.00	0.00
8/26/15	MMkt - Bill Invest/Issue	-146,000,000.00	(146,000,000.00)	1	0.35	0.355	0.00	0.00	0.00	0.00
8/27/15	MMkt - Bill Maturity	0.00	146,000,000.00	0	0.35	0.350	1,419.44	0.00	0.00	1,419.44
1/1/16	Closing Balance	0.00	0.00	0	0.35	0.350	0.00	0.00	0.00	0.00
							0.355	1,419.44	0.00	1,419.44
577541 - Commercial Paper - Tran Type: COMM PAPER, Start: August 26, 2015, Maturity: August 27, 2015										
7/1/15	Opening Balance	0.00	0.00	0	0.00	0.000	0.00	0.00	0.00	0.00
8/26/15	MMkt - Bill Invest/Issue	-28,650,000.00	(28,650,000.00)	1	0.37	0.375	0.00	0.00	0.00	0.00
8/27/15	MMkt - Bill Maturity	0.00	28,650,000.00	0	0.37	0.370	294.46	0.00	0.00	294.46
1/1/16	Closing Balance	0.00	0.00	0	0.37	0.370	0.00	0.00	0.00	0.00
							0.375	294.46	0.00	294.46
577543 - Commercial Paper - Tran Type: COMM PAPER, Start: August 26, 2015, Maturity: August 27, 2015										
7/1/15	Opening Balance	0.00	0.00	0	0.00	0.000	0.00	0.00	0.00	0.00
8/26/15	MMkt - Bill Invest/Issue	-105,000,000.00	(105,000,000.00)	1	0.38	0.386	0.00	0.00	0.00	0.00
8/27/15	MMkt - Bill Maturity	0.00	105,000,000.00	0	0.38	0.380	1,108.33	0.00	0.00	1,108.33
1/1/16	Closing Balance	0.00	0.00	0	0.38	0.380	0.00	0.00	0.00	0.00
							0.386	1,108.33	0.00	1,108.33
577768 - Commercial Paper - Tran Type: COMM PAPER, Start: August 27, 2015, Maturity: August 28, 2015										
7/1/15	Opening Balance	0.00	0.00	0	0.00	0.000	0.00	0.00	0.00	0.00
8/27/15	MMkt - Bill Invest/Issue	-93,275,000.00	(93,275,000.00)	1	0.40	0.406	0.00	0.00	0.00	0.00
8/28/15	MMkt - Bill Maturity	0.00	93,275,000.00	0	0.40	0.400	1,036.39	0.00	0.00	1,036.39
1/1/16	Closing Balance	0.00	0.00	0	0.40	0.400	0.00	0.00	0.00	0.00
							0.406	1,036.39	0.00	1,036.39
577769 - Commercial Paper - Tran Type: COMM PAPER, Start: August 27, 2015, Maturity: September 8, 2015										
7/1/15	Opening Balance	0.00	0.00	0	0.00	0.000	0.00	0.00	0.00	0.00
8/27/15	MMkt - Bill Invest/Issue	-23,000,000.00	(23,000,000.00)	12	0.55	0.558	0.00	0.00	0.00	0.00

Return on Investment - Detail - AST

Between: July 1, 2015 and January 1, 2016

Printed: January 4, 2016 10:27 am

Cash Flow Date	Transaction Description	Orig Curr Balance	Local Currency Equivalent ()							
			Principal Movement	Days	Yield	Adj Yield	Premium/ (Discount)	Interest	Total Cost	
Arkansas State Treasury (Con't)										
Commercial Paper Disc Note Invest (Con't)										
577769 - Commercial Paper - Tran Type: COMM PAPER, Start: August 27, 2015, Maturity: September 8, 2015										
9/8/15	MMkt - Bill Maturity	0.00	23,000,000.00	0	0.55	0.550	4,216.67	0.00	4,216.67	
1/1/16	Closing Balance	0.00	0.00	0	0.55	0.550	0.00	0.00	0.00	
							0.558	4,216.67	0.00	4,216.67
577770 - Commercial Paper - Tran Type: COMM PAPER, Start: August 27, 2015, Maturity: September 11, 2015										
7/1/15	Opening Balance	0.00	0.00	0	0.00	0.000	0.00	0.00	0.00	
8/27/15	MMkt - Bill Invest/Issue	-22,732,000.00	(22,732,000.00)	15	0.57	0.579	0.00	0.00	0.00	
9/11/15	MMkt - Bill Maturity	0.00	22,732,000.00	0	0.57	0.570	5,398.85	0.00	5,398.85	
1/1/16	Closing Balance	0.00	0.00	0	0.57	0.570	0.00	0.00	0.00	
							0.579	5,398.85	0.00	5,398.85
577771 - Commercial Paper - Tran Type: COMM PAPER, Start: August 27, 2015, Maturity: September 14, 2015										
7/1/15	Opening Balance	0.00	0.00	0	0.00	0.000	0.00	0.00	0.00	
8/27/15	MMkt - Bill Invest/Issue	-35,000,000.00	(35,000,000.00)	18	0.57	0.579	0.00	0.00	0.00	
9/14/15	MMkt - Bill Maturity	0.00	35,000,000.00	0	0.57	0.570	9,974.99	0.00	9,974.99	
1/1/16	Closing Balance	0.00	0.00	0	0.57	0.570	0.00	0.00	0.00	
							0.579	9,974.99	0.00	9,974.99
577772 - Commercial Paper - Tran Type: COMM PAPER, Start: August 27, 2015, Maturity: August 28, 2015										
7/1/15	Opening Balance	0.00	0.00	0	0.00	0.000	0.00	0.00	0.00	
8/27/15	MMkt - Bill Invest/Issue	-3,800,000.00	(3,800,000.00)	1	0.40	0.406	0.00	0.00	0.00	
8/28/15	MMkt - Bill Maturity	0.00	3,800,000.00	0	0.40	0.400	42.22	0.00	42.22	
1/1/16	Closing Balance	0.00	0.00	0	0.40	0.400	0.00	0.00	0.00	
							0.406	42.22	0.00	42.22
577773 - Commercial Paper - Tran Type: COMM PAPER, Start: August 27, 2015, Maturity: September 3, 2015										
7/1/15	Opening Balance	0.00	0.00	0	0.00	0.000	0.00	0.00	0.00	
8/27/15	MMkt - Bill Invest/Issue	-13,000,000.00	(13,000,000.00)	7	0.43	0.436	0.00	0.00	0.00	
9/3/15	MMkt - Bill Maturity	0.00	13,000,000.00	0	0.43	0.430	1,086.94	0.00	1,086.94	
1/1/16	Closing Balance	0.00	0.00	0	0.43	0.430	0.00	0.00	0.00	
							0.436	1,086.94	0.00	1,086.94
577774 - Commercial Paper - Tran Type: COMM PAPER, Start: August 27, 2015, Maturity: August 28, 2015										
7/1/15	Opening Balance	0.00	0.00	0	0.00	0.000	0.00	0.00	0.00	
8/27/15	MMkt - Bill Invest/Issue	-42,250,000.00	(42,250,000.00)	1	0.40	0.406	0.00	0.00	0.00	
8/28/15	MMkt - Bill Maturity	0.00	42,250,000.00	0	0.40	0.400	469.44	0.00	469.44	

Return on Investment - Detail - AST

Between: July 1, 2015 and January 1, 2016

Printed: January 4, 2016 10:27 am

Cash Flow Date	Transaction Description	Orig Curr Balance	Local Currency Equivalent ()							
			Principal Movement	Days	Yield	Adj Yield	Premium/ (Discount)	Interest	Total Cost	
Arkansas State Treasury (Con't)										
Commercial Paper Disc Note Invest (Con't)										
577774 - Commercial Paper - Tran Type: COMM PAPER, Start: August 27, 2015, Maturity: August 28, 2015										
1/1/16	Closing Balance	0.00	0.00	0	0.40	0.400	0.00	0.00	0.00	0.00
							0.406	469.44	0.00	469.44
577775 - Commercial Paper - Tran Type: COMM PAPER, Start: August 27, 2015, Maturity: September 18, 2015										
7/1/15	Opening Balance	0.00	0.00	0	0.00	0.000	0.00	0.00	0.00	0.00
8/27/15	MMkt - Bill Invest/Issue	-50,000,000.00	(50,000,000.00)	22	0.50	0.508	0.00	0.00	0.00	0.00
9/18/15	MMkt - Bill Maturity	0.00	50,000,000.00	0	0.50	0.500	15,277.78	0.00	0.00	15,277.78
1/1/16	Closing Balance	0.00	0.00	0	0.50	0.500	0.00	0.00	0.00	0.00
							0.508	15,277.78	0.00	15,277.78
577985 - Commercial Paper - Tran Type: COMM PAPER, Start: August 28, 2015, Maturity: September 11, 2015										
7/1/15	Opening Balance	0.00	0.00	0	0.00	0.000	0.00	0.00	0.00	0.00
8/28/15	MMkt - Bill Invest/Issue	-27,650,000.00	(27,650,000.00)	14	0.55	0.558	0.00	0.00	0.00	0.00
9/11/15	MMkt - Bill Maturity	0.00	27,650,000.00	0	0.55	0.550	5,914.03	0.00	0.00	5,914.03
1/1/16	Closing Balance	0.00	0.00	0	0.55	0.550	0.00	0.00	0.00	0.00
							0.558	5,914.03	0.00	5,914.03
577986 - Commercial Paper - Tran Type: COMM PAPER, Start: August 28, 2015, Maturity: September 11, 2015										
7/1/15	Opening Balance	0.00	0.00	0	0.00	0.000	0.00	0.00	0.00	0.00
8/28/15	MMkt - Bill Invest/Issue	-41,000,000.00	(41,000,000.00)	14	0.50	0.508	0.00	0.00	0.00	0.00
9/11/15	MMkt - Bill Maturity	0.00	41,000,000.00	0	0.50	0.500	7,972.22	0.00	0.00	7,972.22
1/1/16	Closing Balance	0.00	0.00	0	0.50	0.500	0.00	0.00	0.00	0.00
							0.508	7,972.22	0.00	7,972.22
577987 - Commercial Paper - Tran Type: COMM PAPER, Start: August 28, 2015, Maturity: September 11, 2015										
7/1/15	Opening Balance	0.00	0.00	0	0.00	0.000	0.00	0.00	0.00	0.00
8/28/15	MMkt - Bill Invest/Issue	-20,000,000.00	(20,000,000.00)	14	0.50	0.508	0.00	0.00	0.00	0.00
9/11/15	MMkt - Bill Maturity	0.00	20,000,000.00	0	0.50	0.500	3,888.89	0.00	0.00	3,888.89
1/1/16	Closing Balance	0.00	0.00	0	0.50	0.500	0.00	0.00	0.00	0.00
							0.508	3,888.89	0.00	3,888.89
578845 - Commercial Paper - Tran Type: COMM PAPER, Start: September 3, 2015, Maturity: September 8, 2015										
7/1/15	Opening Balance	0.00	0.00	0	0.00	0.000	0.00	0.00	0.00	0.00
9/3/15	MMkt - Bill Invest/Issue	-29,500,000.00	(29,500,000.00)	5	0.52	0.528	0.00	0.00	0.00	0.00
9/8/15	MMkt - Bill Maturity	0.00	29,500,000.00	0	0.52	0.520	2,130.56	0.00	0.00	2,130.56
1/1/16	Closing Balance	0.00	0.00	0	0.52	0.520	0.00	0.00	0.00	0.00

Return on Investment - Detail - AST

Between: July 1, 2015 and January 1, 2016

Printed: January 4, 2016 10:27 am

Cash Flow Date	Transaction Description	Orig Curr Balance	Local Currency Equivalent ()							
			Principal Movement	Days	Yield	Adj Yield	Premium/ (Discount)	Interest	Total Cost	
Arkansas State Treasury (Con't)										
Commercial Paper Disc Note Invest (Con't)										
							0.528	2,130.56	0.00	2,130.56
578846 - Commercial Paper	- Tran Type: COMM PAPER, Start: September 3, 2015, Maturity: September 14, 2015									
7/1/15	Opening Balance	0.00	0.00	0	0.00	0.000	0.00	0.00	0.00	0.00
9/3/15	MMkt - Bill Invest/Issue	-5,300,000.00	(5,300,000.00)	11	0.55	0.558	0.00	0.00	0.00	0.00
9/14/15	MMkt - Bill Maturity	0.00	5,300,000.00	0	0.55	0.550	890.69	0.00	0.00	890.69
1/1/16	Closing Balance	0.00	0.00	0	0.55	0.550	0.00	0.00	0.00	0.00
							0.558	890.69	0.00	890.69
578847 - Commercial Paper	- Tran Type: COMM PAPER, Start: September 3, 2015, Maturity: September 21, 2015									
7/1/15	Opening Balance	0.00	0.00	0	0.00	0.000	0.00	0.00	0.00	0.00
9/3/15	MMkt - Bill Invest/Issue	-35,000,000.00	(35,000,000.00)	18	0.55	0.558	0.00	0.00	0.00	0.00
9/21/15	MMkt - Bill Maturity	0.00	35,000,000.00	0	0.55	0.550	9,624.99	0.00	0.00	9,624.99
1/1/16	Closing Balance	0.00	0.00	0	0.55	0.550	0.00	0.00	0.00	0.00
							0.558	9,624.99	0.00	9,624.99
579037 - Commercial Paper	- Tran Type: COMM PAPER, Start: September 4, 2015, Maturity: October 16, 2015									
7/1/15	Opening Balance	0.00	0.00	0	0.00	0.000	0.00	0.00	0.00	0.00
9/4/15	MMkt - Bill Invest/Issue	-25,000,000.00	(25,000,000.00)	42	0.60	0.609	0.00	0.00	0.00	0.00
10/16/15	MMkt - Bill Maturity	0.00	25,000,000.00	0	0.60	0.600	17,499.99	0.00	0.00	17,499.99
1/1/16	Closing Balance	0.00	0.00	0	0.60	0.600	0.00	0.00	0.00	0.00
							0.609	17,499.99	0.00	17,499.99
579038 - Commercial Paper	- Tran Type: COMM PAPER, Start: September 4, 2015, Maturity: September 8, 2015									
7/1/15	Opening Balance	0.00	0.00	0	0.00	0.000	0.00	0.00	0.00	0.00
9/4/15	MMkt - Bill Invest/Issue	-7,000,000.00	(7,000,000.00)	4	0.45	0.457	0.00	0.00	0.00	0.00
9/8/15	MMkt - Bill Maturity	0.00	7,000,000.00	0	0.45	0.450	350.00	0.00	0.00	350.00
1/1/16	Closing Balance	0.00	0.00	0	0.45	0.450	0.00	0.00	0.00	0.00
							0.457	350.00	0.00	350.00
579039 - Commercial Paper	- Tran Type: COMM PAPER, Start: September 4, 2015, Maturity: September 18, 2015									
7/1/15	Opening Balance	0.00	0.00	0	0.00	0.000	0.00	0.00	0.00	0.00
9/4/15	MMkt - Bill Invest/Issue	-20,000,000.00	(20,000,000.00)	14	0.65	0.660	0.00	0.00	0.00	0.00
9/18/15	MMkt - Bill Maturity	0.00	20,000,000.00	0	0.65	0.650	5,055.55	0.00	0.00	5,055.55
1/1/16	Closing Balance	0.00	0.00	0	0.65	0.650	0.00	0.00	0.00	0.00
							0.660	5,055.55	0.00	5,055.55
579410 - Commercial Paper	- Tran Type: COMM PAPER, Start: September 9, 2015, Maturity: September 22, 2015									

Return on Investment - Detail - AST

Between: July 1, 2015 and January 1, 2016

Printed: January 4, 2016 10:27 am

Cash Flow Date	Transaction Description	Orig Curr Balance	Local Currency Equivalent ()							
			Principal Movement	Days	Yield	Adj Yield	Premium/ (Discount)	Interest	Total Cost	
Arkansas State Treasury (Con't)										
Commercial Paper Disc Note Invest (Con't)										
579410 - Commercial Paper - Tran Type: COMM PAPER, Start: September 9, 2015, Maturity: September 22, 2015										
7/1/15	Opening Balance	0.00	0.00	0	0.00	0.000	0.00	0.00	0.00	
9/9/15	MMkt - Bill Invest/Issue	-20,000,000.00	(20,000,000.00)	13	0.61	0.619	0.00	0.00	0.00	
9/22/15	MMkt - Bill Maturity	0.00	20,000,000.00	0	0.61	0.610	4,405.55	0.00	4,405.55	
1/1/16	Closing Balance	0.00	0.00	0	0.61	0.610	0.00	0.00	0.00	
							0.619	4,405.55	0.00	4,405.55
579611 - Commercial Paper - Tran Type: COMM PAPER, Start: September 10, 2015, Maturity: September 11, 2015										
7/1/15	Opening Balance	0.00	0.00	0	0.00	0.000	0.00	0.00	0.00	
9/10/15	MMkt - Bill Invest/Issue	-46,558,000.00	(46,558,000.00)	1	0.40	0.406	0.00	0.00	0.00	
9/11/15	MMkt - Bill Maturity	0.00	46,558,000.00	0	0.40	0.400	517.31	0.00	517.31	
1/1/16	Closing Balance	0.00	0.00	0	0.40	0.400	0.00	0.00	0.00	
							0.406	517.31	0.00	517.31
579612 - Commercial Paper - Tran Type: COMM PAPER, Start: September 10, 2015, Maturity: September 11, 2015										
7/1/15	Opening Balance	0.00	0.00	0	0.00	0.000	0.00	0.00	0.00	
9/10/15	MMkt - Bill Invest/Issue	-13,750,000.00	(13,750,000.00)	1	0.40	0.406	0.00	0.00	0.00	
9/11/15	MMkt - Bill Maturity	0.00	13,750,000.00	0	0.40	0.400	152.78	0.00	152.78	
1/1/16	Closing Balance	0.00	0.00	0	0.40	0.400	0.00	0.00	0.00	
							0.406	152.78	0.00	152.78
579613 - Commercial Paper - Tran Type: COMM PAPER, Start: September 10, 2015, Maturity: September 21, 2015										
7/1/15	Opening Balance	0.00	0.00	0	0.00	0.000	0.00	0.00	0.00	
9/10/15	MMkt - Bill Invest/Issue	-24,083,000.00	(24,083,000.00)	11	0.55	0.558	0.00	0.00	0.00	
9/21/15	MMkt - Bill Maturity	0.00	24,083,000.00	0	0.55	0.550	4,047.28	0.00	4,047.28	
1/1/16	Closing Balance	0.00	0.00	0	0.55	0.550	0.00	0.00	0.00	
							0.558	4,047.28	0.00	4,047.28
579614 - Commercial Paper - Tran Type: COMM PAPER, Start: September 10, 2015, Maturity: September 11, 2015										
7/1/15	Opening Balance	0.00	0.00	0	0.00	0.000	0.00	0.00	0.00	
9/10/15	MMkt - Bill Invest/Issue	-23,000,000.00	(23,000,000.00)	1	0.40	0.406	0.00	0.00	0.00	
9/11/15	MMkt - Bill Maturity	0.00	23,000,000.00	0	0.40	0.400	255.56	0.00	255.56	
1/1/16	Closing Balance	0.00	0.00	0	0.40	0.400	0.00	0.00	0.00	
							0.406	255.56	0.00	255.56
579788 - Commercial Paper - Tran Type: COMM PAPER, Start: September 11, 2015, Maturity: September 18, 2015										
7/1/15	Opening Balance	0.00	0.00	0	0.00	0.000	0.00	0.00	0.00	

Return on Investment - Detail - AST

Between: July 1, 2015 and January 1, 2016

Printed: January 4, 2016 10:27 am

Cash Flow Date	Transaction Description	Orig Curr Balance	Local Currency Equivalent ()							
			Principal Movement	Days	Yield	Adj Yield	Premium/ (Discount)	Interest	Total Cost	
Arkansas State Treasury (Con't)										
Commercial Paper Disc Note Invest (Con't)										
579788 - Commercial Paper - Tran Type: COMM PAPER, Start: September 11, 2015, Maturity: September 18, 2015										
9/11/15	MMkt - Bill Invest/Issue	-94,000,000.00	(94,000,000.00)	7	0.45	0.457	0.00	0.00	0.00	
9/18/15	MMkt - Bill Maturity	0.00	94,000,000.00	0	0.45	0.450	8,224.99	0.00	8,224.99	
1/1/16	Closing Balance	0.00	0.00	0	0.45	0.450	0.00	0.00	0.00	
							0.457	8,224.99	0.00	8,224.99
579967 - Commercial Paper - Tran Type: COMM PAPER, Start: September 14, 2015, Maturity: November 13, 2015										
7/1/15	Opening Balance	0.00	0.00	0	0.00	0.000	0.00	0.00	0.00	
9/14/15	MMkt - Bill Invest/Issue	-25,000,000.00	(25,000,000.00)	60	0.61	0.620	0.00	0.00	0.00	
11/13/15	MMkt - Bill Maturity	0.00	25,000,000.00	0	0.61	0.611	25,416.63	0.00	25,416.63	
1/1/16	Closing Balance	0.00	0.00	0	0.61	0.611	0.00	0.00	0.00	
							0.620	25,416.63	0.00	25,416.63
579968 - Commercial Paper - Tran Type: COMM PAPER, Start: September 14, 2015, Maturity: September 24, 2015										
7/1/15	Opening Balance	0.00	0.00	0	0.00	0.000	0.00	0.00	0.00	
9/14/15	MMkt - Bill Invest/Issue	-17,700,000.00	(17,700,000.00)	10	0.52	0.528	0.00	0.00	0.00	
9/24/15	MMkt - Bill Maturity	0.00	17,700,000.00	0	0.52	0.520	2,556.67	0.00	2,556.67	
1/1/16	Closing Balance	0.00	0.00	0	0.52	0.520	0.00	0.00	0.00	
							0.528	2,556.67	0.00	2,556.67
579969 - Commercial Paper - Tran Type: COMM PAPER, Start: September 14, 2015, Maturity: October 2, 2015										
7/1/15	Opening Balance	0.00	0.00	0	0.00	0.000	0.00	0.00	0.00	
9/14/15	MMkt - Bill Invest/Issue	-24,000,000.00	(24,000,000.00)	18	0.55	0.558	0.00	0.00	0.00	
10/2/15	MMkt - Bill Maturity	0.00	24,000,000.00	0	0.55	0.550	6,599.98	0.00	6,599.98	
1/1/16	Closing Balance	0.00	0.00	0	0.55	0.550	0.00	0.00	0.00	
							0.558	6,599.98	0.00	6,599.98
579970 - Commercial Paper - Tran Type: COMM PAPER, Start: September 14, 2015, Maturity: September 21, 2015										
7/1/15	Opening Balance	0.00	0.00	0	0.00	0.000	0.00	0.00	0.00	
9/14/15	MMkt - Bill Invest/Issue	-25,000,000.00	(25,000,000.00)	7	0.59	0.599	0.00	0.00	0.00	
9/21/15	MMkt - Bill Maturity	0.00	25,000,000.00	0	0.59	0.590	2,868.06	0.00	2,868.06	
1/1/16	Closing Balance	0.00	0.00	0	0.59	0.590	0.00	0.00	0.00	
							0.599	2,868.06	0.00	2,868.06
579971 - Commercial Paper - Tran Type: COMM PAPER, Start: September 14, 2015, Maturity: September 28, 2015										
7/1/15	Opening Balance	0.00	0.00	0	0.00	0.000	0.00	0.00	0.00	
9/14/15	MMkt - Bill Invest/Issue	-25,000,000.00	(25,000,000.00)	14	0.62	0.630	0.00	0.00	0.00	

Return on Investment - Detail - AST

Between: July 1, 2015 and January 1, 2016

Printed: January 4, 2016 10:27 am

Cash Flow Date	Transaction Description	Orig Curr Balance	Local Currency Equivalent ()							
			Principal Movement	Days	Yield	Adj Yield	Premium/ (Discount)	Interest	Total Cost	
Arkansas State Treasury (Con't)										
Commercial Paper Disc Note Invest (Con't)										
579971 - Commercial Paper - Tran Type: COMM PAPER, Start: September 14, 2015, Maturity: September 28, 2015										
9/28/15	MMkt - Bill Maturity	0.00	25,000,000.00	0	0.62	0.620	6,027.78	0.00	6,027.78	
1/1/16	Closing Balance	0.00	0.00	0	0.62	0.620	0.00	0.00	0.00	
							0.630	6,027.78	0.00	6,027.78
579972 - Commercial Paper - Tran Type: COMM PAPER, Start: September 14, 2015, Maturity: September 30, 2015										
7/1/15	Opening Balance	0.00	0.00	0	0.00	0.000	0.00	0.00	0.00	
9/14/15	MMkt - Bill Invest/Issue	-25,000,000.00	(25,000,000.00)	16	0.63	0.640	0.00	0.00	0.00	
9/30/15	MMkt - Bill Maturity	0.00	25,000,000.00	0	0.63	0.630	7,000.00	0.00	7,000.00	
1/1/16	Closing Balance	0.00	0.00	0	0.63	0.630	0.00	0.00	0.00	
							0.640	7,000.00	0.00	7,000.00
579973 - Commercial Paper - Tran Type: COMM PAPER, Start: September 14, 2015, Maturity: September 24, 2015										
7/1/15	Opening Balance	0.00	0.00	0	0.00	0.000	0.00	0.00	0.00	
9/14/15	MMkt - Bill Invest/Issue	-41,000,000.00	(41,000,000.00)	10	0.55	0.558	0.00	0.00	0.00	
9/24/15	MMkt - Bill Maturity	0.00	41,000,000.00	0	0.55	0.550	6,263.89	0.00	6,263.89	
1/1/16	Closing Balance	0.00	0.00	0	0.55	0.550	0.00	0.00	0.00	
							0.558	6,263.89	0.00	6,263.89
580160 - Commercial Paper - Tran Type: COMM PAPER, Start: September 15, 2015, Maturity: October 16, 2015										
7/1/15	Opening Balance	0.00	0.00	0	0.00	0.000	0.00	0.00	0.00	
9/15/15	MMkt - Bill Invest/Issue	-30,000,000.00	(30,000,000.00)	31	0.67	0.681	0.00	0.00	0.00	
10/16/15	MMkt - Bill Maturity	0.00	30,000,000.00	0	0.67	0.670	17,308.34	0.00	17,308.34	
1/1/16	Closing Balance	0.00	0.00	0	0.67	0.670	0.00	0.00	0.00	
							0.681	17,308.34	0.00	17,308.34
580162 - Commercial Paper - Tran Type: COMM PAPER, Start: September 15, 2015, Maturity: September 25, 2015										
7/1/15	Opening Balance	0.00	0.00	0	0.00	0.000	0.00	0.00	0.00	
9/15/15	MMkt - Bill Invest/Issue	-20,000,000.00	(20,000,000.00)	10	0.65	0.660	0.00	0.00	0.00	
9/25/15	MMkt - Bill Maturity	0.00	20,000,000.00	0	0.65	0.650	3,611.11	0.00	3,611.11	
1/1/16	Closing Balance	0.00	0.00	0	0.65	0.650	0.00	0.00	0.00	
							0.660	3,611.11	0.00	3,611.11
580317 - Commercial Paper - Tran Type: COMM PAPER, Start: September 16, 2015, Maturity: October 2, 2015										
7/1/15	Opening Balance	0.00	0.00	0	0.00	0.000	0.00	0.00	0.00	
9/16/15	MMkt - Bill Invest/Issue	-45,000,000.00	(45,000,000.00)	16	0.62	0.630	0.00	0.00	0.00	
10/2/15	MMkt - Bill Maturity	0.00	45,000,000.00	0	0.62	0.620	12,399.98	0.00	12,399.98	

Return on Investment - Detail - AST

Between: July 1, 2015 and January 1, 2016

Printed: January 4, 2016 10:27 am

Cash Flow Date	Transaction Description	Orig Curr Balance	Local Currency Equivalent ()							
			Principal Movement	Days	Yield	Adj Yield	Premium/ (Discount)	Interest	Total Cost	
Arkansas State Treasury (Con't)										
Commercial Paper Disc Note Invest (Con't)										
580317 - Commercial Paper - Tran Type: COMM PAPER, Start: September 16, 2015, Maturity: October 2, 2015										
1/1/16	Closing Balance	0.00	0.00	0	0.62	0.620	0.00	0.00	0.00	0.00
						0.630	12,399.98	0.00	12,399.98	
580318 - Commercial Paper - Tran Type: COMM PAPER, Start: September 16, 2015, Maturity: November 20, 2015										
7/1/15	Opening Balance	0.00	0.00	0	0.00	0.000	0.00	0.00	0.00	0.00
9/16/15	MMkt - Bill Invest/Issue	-29,000,000.00	(29,000,000.00)	65	0.61	0.620	0.00	0.00	0.00	0.00
11/20/15	MMkt - Bill Maturity	0.00	29,000,000.00	0	0.61	0.611	31,940.30	0.00	0.00	31,940.30
1/1/16	Closing Balance	0.00	0.00	0	0.61	0.611	0.00	0.00	0.00	0.00
						0.620	31,940.30	0.00	31,940.30	
580319 - Commercial Paper - Tran Type: COMM PAPER, Start: September 16, 2015, Maturity: November 20, 2015										
7/1/15	Opening Balance	0.00	0.00	0	0.00	0.000	0.00	0.00	0.00	0.00
9/16/15	MMkt - Bill Invest/Issue	-22,000,000.00	(22,000,000.00)	65	0.61	0.620	0.00	0.00	0.00	0.00
11/20/15	MMkt - Bill Maturity	0.00	22,000,000.00	0	0.61	0.611	24,230.57	0.00	0.00	24,230.57
1/1/16	Closing Balance	0.00	0.00	0	0.61	0.611	0.00	0.00	0.00	0.00
						0.620	24,230.57	0.00	24,230.57	
580320 - Commercial Paper - Tran Type: COMM PAPER, Start: September 16, 2015, Maturity: October 19, 2015										
7/1/15	Opening Balance	0.00	0.00	0	0.00	0.000	0.00	0.00	0.00	0.00
9/16/15	MMkt - Bill Invest/Issue	-2,000,000.00	(2,000,000.00)	33	0.52	0.528	0.00	0.00	0.00	0.00
10/19/15	MMkt - Bill Maturity	0.00	2,000,000.00	0	0.52	0.520	953.33	0.00	0.00	953.33
1/1/16	Closing Balance	0.00	0.00	0	0.52	0.520	0.00	0.00	0.00	0.00
						0.528	953.33	0.00	953.33	
580321 - Commercial Paper - Tran Type: COMM PAPER, Start: September 16, 2015, Maturity: October 2, 2015										
7/1/15	Opening Balance	0.00	0.00	0	0.00	0.000	0.00	0.00	0.00	0.00
9/16/15	MMkt - Bill Invest/Issue	-100,000,000.00	(100,000,000.00)	16	0.54	0.548	0.00	0.00	0.00	0.00
10/2/15	MMkt - Bill Maturity	0.00	100,000,000.00	0	0.54	0.540	24,000.02	0.00	0.00	24,000.02
1/1/16	Closing Balance	0.00	0.00	0	0.54	0.540	0.00	0.00	0.00	0.00
						0.548	24,000.02	0.00	24,000.02	
580541 - Commercial Paper - Tran Type: COMM PAPER, Start: September 17, 2015, Maturity: October 30, 2015										
7/1/15	Opening Balance	0.00	0.00	0	0.00	0.000	0.00	0.00	0.00	0.00
9/17/15	MMkt - Bill Invest/Issue	-20,000,000.00	(20,000,000.00)	43	0.60	0.609	0.00	0.00	0.00	0.00
10/30/15	MMkt - Bill Maturity	0.00	20,000,000.00	0	0.60	0.600	14,333.33	0.00	0.00	14,333.33
1/1/16	Closing Balance	0.00	0.00	0	0.60	0.600	0.00	0.00	0.00	0.00

Return on Investment - Detail - AST

Between: July 1, 2015 and January 1, 2016

Printed: January 4, 2016 10:27 am

Cash Flow Date	Transaction Description	Orig Curr Balance	Local Currency Equivalent ()							
			Principal Movement	Days	Yield	Adj Yield	Premium/ (Discount)	Interest	Total Cost	
Arkansas State Treasury (Con't)										
Commercial Paper Disc Note Invest (Con't)										
							0.609	14,333.33	0.00	14,333.33
580542 - Commercial Paper - Tran Type: COMM PAPER, Start: September 17, 2015, Maturity: September 18, 2015										
7/1/15	Opening Balance	0.00	0.00	0	0.00	0.000	0.00	0.00	0.00	0.00
9/17/15	MMkt - Bill Invest/Issue	-11,020,000.00	(11,020,000.00)	1	0.50	0.508	0.00	0.00	0.00	0.00
9/18/15	MMkt - Bill Maturity	0.00	11,020,000.00	0	0.50	0.500	153.06	0.00	0.00	153.06
1/1/16	Closing Balance	0.00	0.00	0	0.50	0.500	0.00	0.00	0.00	0.00
							0.508	153.06	0.00	153.06
580543 - Commercial Paper - Tran Type: COMM PAPER, Start: September 17, 2015, Maturity: October 8, 2015										
7/1/15	Opening Balance	0.00	0.00	0	0.00	0.000	0.00	0.00	0.00	0.00
9/17/15	MMkt - Bill Invest/Issue	-15,000,000.00	(15,000,000.00)	21	0.63	0.640	0.00	0.00	0.00	0.00
10/8/15	MMkt - Bill Maturity	0.00	15,000,000.00	0	0.63	0.630	5,512.50	0.00	0.00	5,512.50
1/1/16	Closing Balance	0.00	0.00	0	0.63	0.630	0.00	0.00	0.00	0.00
							0.640	5,512.50	0.00	5,512.50
580544 - Commercial Paper - Tran Type: COMM PAPER, Start: September 17, 2015, Maturity: October 30, 2015										
7/1/15	Opening Balance	0.00	0.00	0	0.00	0.000	0.00	0.00	0.00	0.00
9/17/15	MMkt - Bill Invest/Issue	-64,234,000.00	(64,234,000.00)	43	0.57	0.579	0.00	0.00	0.00	0.00
10/30/15	MMkt - Bill Maturity	0.00	64,234,000.00	0	0.57	0.570	43,732.62	0.00	0.00	43,732.62
1/1/16	Closing Balance	0.00	0.00	0	0.57	0.570	0.00	0.00	0.00	0.00
							0.579	43,732.62	0.00	43,732.62
580734 - Commercial Paper - Tran Type: COMM PAPER, Start: September 18, 2015, Maturity: October 2, 2015										
7/1/15	Opening Balance	0.00	0.00	0	0.00	0.000	0.00	0.00	0.00	0.00
9/18/15	MMkt - Bill Invest/Issue	-17,000,000.00	(17,000,000.00)	14	0.50	0.508	0.00	0.00	0.00	0.00
10/2/15	MMkt - Bill Maturity	0.00	17,000,000.00	0	0.50	0.500	3,305.55	0.00	0.00	3,305.55
1/1/16	Closing Balance	0.00	0.00	0	0.50	0.500	0.00	0.00	0.00	0.00
							0.508	3,305.55	0.00	3,305.55
580735 - Commercial Paper - Tran Type: COMM PAPER, Start: September 18, 2015, Maturity: September 21, 2015										
7/1/15	Opening Balance	0.00	0.00	0	0.00	0.000	0.00	0.00	0.00	0.00
9/18/15	MMkt - Bill Invest/Issue	-20,000,000.00	(20,000,000.00)	3	0.40	0.406	0.00	0.00	0.00	0.00
9/21/15	MMkt - Bill Maturity	0.00	20,000,000.00	0	0.40	0.400	666.67	0.00	0.00	666.67
1/1/16	Closing Balance	0.00	0.00	0	0.40	0.400	0.00	0.00	0.00	0.00
							0.406	666.67	0.00	666.67
580736 - Commercial Paper - Tran Type: COMM PAPER, Start: September 18, 2015, Maturity: September 21, 2015										

Return on Investment - Detail - AST

Between: July 1, 2015 and January 1, 2016

Printed: January 4, 2016 10:27 am

Cash Flow Date	Transaction Description	Orig Curr Balance	Local Currency Equivalent ()							
			Principal Movement	Days	Yield	Adj Yield	Premium/ (Discount)	Interest	Total Cost	
Arkansas State Treasury (Con't)										
Commercial Paper Disc Note Invest (Con't)										
580736 - Commercial Paper - Tran Type: COMM PAPER, Start: September 18, 2015, Maturity: September 21, 2015										
7/1/15	Opening Balance	0.00	0.00	0	0.00	0.000	0.00	0.00	0.00	0.00
9/18/15	MMkt - Bill Invest/Issue	-68,000,000.00	(68,000,000.00)	3	0.40	0.406	0.00	0.00	0.00	0.00
9/21/15	MMkt - Bill Maturity	0.00	68,000,000.00	0	0.40	0.400	2,266.66	0.00	0.00	2,266.66
1/1/16	Closing Balance	0.00	0.00	0	0.40	0.400	0.00	0.00	0.00	0.00
							0.406	2,266.66	0.00	2,266.66
580740 - Commercial Paper - Tran Type: COMM PAPER, Start: September 18, 2015, Maturity: September 25, 2015										
7/1/15	Opening Balance	0.00	0.00	0	0.00	0.000	0.00	0.00	0.00	0.00
9/18/15	MMkt - Bill Invest/Issue	-15,601,000.00	(15,601,000.00)	7	0.45	0.457	0.00	0.00	0.00	0.00
9/25/15	MMkt - Bill Maturity	0.00	15,601,000.00	0	0.45	0.450	1,365.09	0.00	0.00	1,365.09
1/1/16	Closing Balance	0.00	0.00	0	0.45	0.450	0.00	0.00	0.00	0.00
							0.457	1,365.09	0.00	1,365.09
580741 - Commercial Paper - Tran Type: COMM PAPER, Start: September 18, 2015, Maturity: September 21, 2015										
7/1/15	Opening Balance	0.00	0.00	0	0.00	0.000	0.00	0.00	0.00	0.00
9/18/15	MMkt - Bill Invest/Issue	-52,000,000.00	(52,000,000.00)	3	0.38	0.386	0.00	0.00	0.00	0.00
9/21/15	MMkt - Bill Maturity	0.00	52,000,000.00	0	0.38	0.380	1,646.67	0.00	0.00	1,646.67
1/1/16	Closing Balance	0.00	0.00	0	0.38	0.380	0.00	0.00	0.00	0.00
							0.386	1,646.67	0.00	1,646.67
580742 - Commercial Paper - Tran Type: COMM PAPER, Start: September 18, 2015, Maturity: September 23, 2015										
7/1/15	Opening Balance	0.00	0.00	0	0.00	0.000	0.00	0.00	0.00	0.00
9/18/15	MMkt - Bill Invest/Issue	-16,000,000.00	(16,000,000.00)	5	0.45	0.457	0.00	0.00	0.00	0.00
9/23/15	MMkt - Bill Maturity	0.00	16,000,000.00	0	0.45	0.450	1,000.00	0.00	0.00	1,000.00
1/1/16	Closing Balance	0.00	0.00	0	0.45	0.450	0.00	0.00	0.00	0.00
							0.457	1,000.00	0.00	1,000.00
580743 - Commercial Paper - Tran Type: COMM PAPER, Start: September 18, 2015, Maturity: September 22, 2015										
7/1/15	Opening Balance	0.00	0.00	0	0.00	0.000	0.00	0.00	0.00	0.00
9/18/15	MMkt - Bill Invest/Issue	-22,000,000.00	(22,000,000.00)	4	0.37	0.375	0.00	0.00	0.00	0.00
9/22/15	MMkt - Bill Maturity	0.00	22,000,000.00	0	0.37	0.370	904.44	0.00	0.00	904.44
1/1/16	Closing Balance	0.00	0.00	0	0.37	0.370	0.00	0.00	0.00	0.00
							0.375	904.44	0.00	904.44
580744 - Commercial Paper - Tran Type: COMM PAPER, Start: September 18, 2015, Maturity: September 25, 2015										
7/1/15	Opening Balance	0.00	0.00	0	0.00	0.000	0.00	0.00	0.00	0.00

Return on Investment - Detail - AST

Between: July 1, 2015 and January 1, 2016

Printed: January 4, 2016 10:27 am

Cash Flow Date	Transaction Description	Orig Curr Balance	Local Currency Equivalent ()							
			Principal Movement	Days	Yield	Adj Yield	Premium/ (Discount)	Interest	Total Cost	
Arkansas State Treasury (Con't)										
Commercial Paper Disc Note Invest (Con't)										
580744 - Commercial Paper - Tran Type: COMM PAPER, Start: September 18, 2015, Maturity: September 25, 2015										
9/18/15	MMkt - Bill Invest/Issue	-175,000,000.00	(175,000,000.00)	7	0.48	0.487	0.00	0.00	0.00	0.00
9/25/15	MMkt - Bill Maturity	0.00	175,000,000.00	0	0.48	0.480	16,333.34	0.00	0.00	16,333.34
1/1/16	Closing Balance	0.00	0.00	0	0.48	0.480	0.00	0.00	0.00	0.00
							0.487	16,333.34	0.00	16,333.34
580945 - Commercial Paper - Tran Type: COMM PAPER, Start: September 22, 2015, Maturity: September 29, 2015										
7/1/15	Opening Balance	0.00	0.00	0	0.00	0.000	0.00	0.00	0.00	0.00
9/22/15	MMkt - Bill Invest/Issue	-31,870,000.00	(31,870,000.00)	7	0.38	0.386	0.00	0.00	0.00	0.00
9/29/15	MMkt - Bill Maturity	0.00	31,870,000.00	0	0.38	0.380	2,354.84	0.00	0.00	2,354.84
1/1/16	Closing Balance	0.00	0.00	0	0.38	0.380	0.00	0.00	0.00	0.00
							0.386	2,354.84	0.00	2,354.84
580946 - Commercial Paper - Tran Type: COMM PAPER, Start: September 21, 2015, Maturity: September 22, 2015										
7/1/15	Opening Balance	0.00	0.00	0	0.00	0.000	0.00	0.00	0.00	0.00
9/21/15	MMkt - Bill Invest/Issue	-15,000,000.00	(15,000,000.00)	1	0.37	0.375	0.00	0.00	0.00	0.00
9/22/15	MMkt - Bill Maturity	0.00	15,000,000.00	0	0.37	0.370	154.17	0.00	0.00	154.17
1/1/16	Closing Balance	0.00	0.00	0	0.37	0.370	0.00	0.00	0.00	0.00
							0.375	154.17	0.00	154.17
580950 - Commercial Paper - Tran Type: COMM PAPER, Start: September 21, 2015, Maturity: September 28, 2015										
7/1/15	Opening Balance	0.00	0.00	0	0.00	0.000	0.00	0.00	0.00	0.00
9/21/15	MMkt - Bill Invest/Issue	-80,000,000.00	(80,000,000.00)	7	0.38	0.386	0.00	0.00	0.00	0.00
9/28/15	MMkt - Bill Maturity	0.00	80,000,000.00	0	0.38	0.380	5,911.11	0.00	0.00	5,911.11
1/1/16	Closing Balance	0.00	0.00	0	0.38	0.380	0.00	0.00	0.00	0.00
							0.386	5,911.11	0.00	5,911.11
580951 - Commercial Paper - Tran Type: COMM PAPER, Start: September 22, 2015, Maturity: September 23, 2015										
7/1/15	Opening Balance	0.00	0.00	0	0.00	0.000	0.00	0.00	0.00	0.00
9/22/15	MMkt - Bill Invest/Issue	-15,000,000.00	(15,000,000.00)	1	0.40	0.406	0.00	0.00	0.00	0.00
9/23/15	MMkt - Bill Maturity	0.00	15,000,000.00	0	0.40	0.400	166.67	0.00	0.00	166.67
1/1/16	Closing Balance	0.00	0.00	0	0.40	0.400	0.00	0.00	0.00	0.00
							0.406	166.67	0.00	166.67
580952 - Commercial Paper - Tran Type: COMM PAPER, Start: September 21, 2015, Maturity: September 28, 2015										
7/1/15	Opening Balance	0.00	0.00	0	0.00	0.000	0.00	0.00	0.00	0.00
9/21/15	MMkt - Bill Invest/Issue	-20,000,000.00	(20,000,000.00)	7	0.46	0.467	0.00	0.00	0.00	0.00

Return on Investment - Detail - AST

Between: July 1, 2015 and January 1, 2016

Printed: January 4, 2016 10:27 am

Cash Flow Date	Transaction Description	Orig Curr Balance	Local Currency Equivalent ()							
			Principal Movement	Days	Yield	Adj Yield	Premium/ (Discount)	Interest	Total Cost	
Arkansas State Treasury (Con't)										
Commercial Paper Disc Note Invest (Con't)										
580952 - Commercial Paper - Tran Type: COMM PAPER, Start: September 21, 2015, Maturity: September 28, 2015										
9/28/15	MMkt - Bill Maturity	0.00	20,000,000.00	0	0.46	0.460	1,788.89	0.00	1,788.89	
1/1/16	Closing Balance	0.00	0.00	0	0.46	0.460	0.00	0.00	0.00	
							0.467	1,788.89	0.00	1,788.89
580953 - Commercial Paper - Tran Type: COMM PAPER, Start: September 21, 2015, Maturity: September 22, 2015										
7/1/15	Opening Balance	0.00	0.00	0	0.00	0.000	0.00	0.00	0.00	
9/21/15	MMkt - Bill Invest/Issue	-20,000,000.00	(20,000,000.00)	1	0.40	0.406	0.00	0.00	0.00	
9/22/15	MMkt - Bill Maturity	0.00	20,000,000.00	0	0.40	0.400	222.22	0.00	222.22	
1/1/16	Closing Balance	0.00	0.00	0	0.40	0.400	0.00	0.00	0.00	
							0.406	222.22	0.00	222.22
580954 - Commercial Paper - Tran Type: COMM PAPER, Start: September 21, 2015, Maturity: September 28, 2015										
7/1/15	Opening Balance	0.00	0.00	0	0.00	0.000	0.00	0.00	0.00	
9/21/15	MMkt - Bill Invest/Issue	-20,000,000.00	(20,000,000.00)	7	0.45	0.457	0.00	0.00	0.00	
9/28/15	MMkt - Bill Maturity	0.00	20,000,000.00	0	0.45	0.450	1,750.00	0.00	1,750.00	
1/1/16	Closing Balance	0.00	0.00	0	0.45	0.450	0.00	0.00	0.00	
							0.457	1,750.00	0.00	1,750.00
580955 - Commercial Paper - Tran Type: COMM PAPER, Start: September 21, 2015, Maturity: September 28, 2015										
7/1/15	Opening Balance	0.00	0.00	0	0.00	0.000	0.00	0.00	0.00	
9/21/15	MMkt - Bill Invest/Issue	-19,000,000.00	(19,000,000.00)	7	0.45	0.457	0.00	0.00	0.00	
9/28/15	MMkt - Bill Maturity	0.00	19,000,000.00	0	0.45	0.450	1,662.50	0.00	1,662.50	
1/1/16	Closing Balance	0.00	0.00	0	0.45	0.450	0.00	0.00	0.00	
							0.457	1,662.50	0.00	1,662.50
580956 - Commercial Paper - Tran Type: COMM PAPER, Start: September 21, 2015, Maturity: September 22, 2015										
7/1/15	Opening Balance	0.00	0.00	0	0.00	0.000	0.00	0.00	0.00	
9/21/15	MMkt - Bill Invest/Issue	-20,000,000.00	(20,000,000.00)	1	0.35	0.355	0.00	0.00	0.00	
9/22/15	MMkt - Bill Maturity	0.00	20,000,000.00	0	0.35	0.350	194.44	0.00	194.44	
1/1/16	Closing Balance	0.00	0.00	0	0.35	0.350	0.00	0.00	0.00	
							0.355	194.44	0.00	194.44
580957 - Commercial Paper - Tran Type: COMM PAPER, Start: September 21, 2015, Maturity: September 22, 2015										
7/1/15	Opening Balance	0.00	0.00	0	0.00	0.000	0.00	0.00	0.00	
9/21/15	MMkt - Bill Invest/Issue	-27,000,000.00	(27,000,000.00)	1	0.35	0.355	0.00	0.00	0.00	
9/22/15	MMkt - Bill Maturity	0.00	27,000,000.00	0	0.35	0.350	262.50	0.00	262.50	

Return on Investment - Detail - AST

Between: July 1, 2015 and January 1, 2016

Printed: January 4, 2016 10:27 am

Cash Flow Date	Transaction Description	Orig Curr Balance	Local Currency Equivalent ()							
			Principal Movement	Days	Yield	Adj Yield	Premium/ (Discount)	Interest	Total Cost	
Arkansas State Treasury (Con't)										
Commercial Paper Disc Note Invest (Con't)										
580957 - Commercial Paper - Tran Type: COMM PAPER, Start: September 21, 2015, Maturity: September 22, 2015										
1/1/16	Closing Balance	0.00	0.00	0	0.35	0.350	0.00	0.00	0.00	0.00
							0.355	262.50	0.00	262.50
580958 - Commercial Paper - Tran Type: COMM PAPER, Start: September 21, 2015, Maturity: September 23, 2015										
7/1/15	Opening Balance	0.00	0.00	0	0.00	0.000	0.00	0.00	0.00	0.00
9/21/15	MMkt - Bill Invest/Issue	-45,000,000.00	(45,000,000.00)	2	0.37	0.375	0.00	0.00	0.00	0.00
9/23/15	MMkt - Bill Maturity	0.00	45,000,000.00	0	0.37	0.370	925.00	0.00	0.00	925.00
1/1/16	Closing Balance	0.00	0.00	0	0.37	0.370	0.00	0.00	0.00	0.00
							0.375	925.00	0.00	925.00
580959 - Commercial Paper - Tran Type: COMM PAPER, Start: September 21, 2015, Maturity: September 28, 2015										
7/1/15	Opening Balance	0.00	0.00	0	0.00	0.000	0.00	0.00	0.00	0.00
9/21/15	MMkt - Bill Invest/Issue	-8,300,000.00	(8,300,000.00)	7	0.64	0.650	0.00	0.00	0.00	0.00
9/28/15	MMkt - Bill Maturity	0.00	8,300,000.00	0	0.64	0.640	1,032.89	0.00	0.00	1,032.89
1/1/16	Closing Balance	0.00	0.00	0	0.64	0.640	0.00	0.00	0.00	0.00
							0.650	1,032.89	0.00	1,032.89
580960 - Commercial Paper - Tran Type: COMM PAPER, Start: September 21, 2015, Maturity: September 29, 2015										
7/1/15	Opening Balance	0.00	0.00	0	0.00	0.000	0.00	0.00	0.00	0.00
9/21/15	MMkt - Bill Invest/Issue	-10,000,000.00	(10,000,000.00)	8	0.45	0.457	0.00	0.00	0.00	0.00
9/29/15	MMkt - Bill Maturity	0.00	10,000,000.00	0	0.45	0.450	1,000.00	0.00	0.00	1,000.00
1/1/16	Closing Balance	0.00	0.00	0	0.45	0.450	0.00	0.00	0.00	0.00
							0.457	1,000.00	0.00	1,000.00
580961 - Commercial Paper - Tran Type: COMM PAPER, Start: September 21, 2015, Maturity: September 28, 2015										
7/1/15	Opening Balance	0.00	0.00	0	0.00	0.000	0.00	0.00	0.00	0.00
9/21/15	MMkt - Bill Invest/Issue	-86,699,000.00	(86,699,000.00)	7	0.46	0.467	0.00	0.00	0.00	0.00
9/28/15	MMkt - Bill Maturity	0.00	86,699,000.00	0	0.46	0.460	7,754.72	0.00	0.00	7,754.72
1/1/16	Closing Balance	0.00	0.00	0	0.46	0.460	0.00	0.00	0.00	0.00
							0.467	7,754.72	0.00	7,754.72
580962 - Commercial Paper - Tran Type: COMM PAPER, Start: September 21, 2015, Maturity: October 16, 2015										
7/1/15	Opening Balance	0.00	0.00	0	0.00	0.000	0.00	0.00	0.00	0.00
9/21/15	MMkt - Bill Invest/Issue	-50,000,000.00	(50,000,000.00)	25	0.50	0.508	0.00	0.00	0.00	0.00
10/16/15	MMkt - Bill Maturity	0.00	50,000,000.00	0	0.50	0.500	17,361.12	0.00	0.00	17,361.12
1/1/16	Closing Balance	0.00	0.00	0	0.50	0.500	0.00	0.00	0.00	0.00

Return on Investment - Detail - AST

Between: July 1, 2015 and January 1, 2016

Printed: January 4, 2016 10:27 am

Cash Flow Date	Transaction Description	Orig Curr Balance	Local Currency Equivalent ()							
			Principal Movement	Days	Yield	Adj Yield	Premium/ (Discount)	Interest	Total Cost	
Arkansas State Treasury (Con't)										
Commercial Paper Disc Note Invest (Con't)										
580963 - Commercial Paper - Tran Type: COMM PAPER, Start: September 21, 2015, Maturity: September 29, 2015							0.508	17,361.12	0.00	17,361.12
7/1/15	Opening Balance	0.00	0.00	0	0.00	0.000	0.00	0.00	0.00	0.00
9/21/15	MMkt - Bill Invest/Issue	-20,000,000.00	(20,000,000.00)	8	0.64	0.650	0.00	0.00	0.00	0.00
9/29/15	MMkt - Bill Maturity	0.00	20,000,000.00	0	0.64	0.640	2,844.44	0.00	0.00	2,844.44
1/1/16	Closing Balance	0.00	0.00	0	0.64	0.640	0.00	0.00	0.00	0.00
							0.650	2,844.44	0.00	2,844.44
581140 - Commercial Paper - Tran Type: COMM PAPER, Start: September 22, 2015, Maturity: September 24, 2015										
7/1/15	Opening Balance	0.00	0.00	0	0.00	0.000	0.00	0.00	0.00	0.00
9/22/15	MMkt - Bill Invest/Issue	-45,299,000.00	(45,299,000.00)	2	0.50	0.508	0.00	0.00	0.00	0.00
9/24/15	MMkt - Bill Maturity	0.00	45,299,000.00	0	0.50	0.500	1,258.31	0.00	0.00	1,258.31
1/1/16	Closing Balance	0.00	0.00	0	0.50	0.500	0.00	0.00	0.00	0.00
							0.508	1,258.31	0.00	1,258.31
581141 - Commercial Paper - Tran Type: COMM PAPER, Start: September 22, 2015, Maturity: September 28, 2015										
7/1/15	Opening Balance	0.00	0.00	0	0.00	0.000	0.00	0.00	0.00	0.00
9/22/15	MMkt - Bill Invest/Issue	-35,000,000.00	(35,000,000.00)	6	0.52	0.528	0.00	0.00	0.00	0.00
9/28/15	MMkt - Bill Maturity	0.00	35,000,000.00	0	0.52	0.520	3,033.33	0.00	0.00	3,033.33
1/1/16	Closing Balance	0.00	0.00	0	0.52	0.520	0.00	0.00	0.00	0.00
							0.528	3,033.33	0.00	3,033.33
581142 - Commercial Paper - Tran Type: COMM PAPER, Start: September 22, 2015, Maturity: September 29, 2015										
7/1/15	Opening Balance	0.00	0.00	0	0.00	0.000	0.00	0.00	0.00	0.00
9/22/15	MMkt - Bill Invest/Issue	-40,000,000.00	(40,000,000.00)	7	0.60	0.609	0.00	0.00	0.00	0.00
9/29/15	MMkt - Bill Maturity	0.00	40,000,000.00	0	0.60	0.600	4,666.67	0.00	0.00	4,666.67
1/1/16	Closing Balance	0.00	0.00	0	0.60	0.600	0.00	0.00	0.00	0.00
							0.609	4,666.67	0.00	4,666.67
581143 - Commercial Paper - Tran Type: COMM PAPER, Start: September 22, 2015, Maturity: October 6, 2015										
7/1/15	Opening Balance	0.00	0.00	0	0.00	0.000	0.00	0.00	0.00	0.00
9/22/15	MMkt - Bill Invest/Issue	-25,000,000.00	(25,000,000.00)	14	0.62	0.630	0.00	0.00	0.00	0.00
10/6/15	MMkt - Bill Maturity	0.00	25,000,000.00	0	0.62	0.620	6,027.78	0.00	0.00	6,027.78
1/1/16	Closing Balance	0.00	0.00	0	0.62	0.620	0.00	0.00	0.00	0.00
							0.630	6,027.78	0.00	6,027.78
581144 - Commercial Paper - Tran Type: COMM PAPER, Start: September 22, 2015, Maturity: September 28, 2015										

Return on Investment - Detail - AST

Between: July 1, 2015 and January 1, 2016

Printed: January 4, 2016 10:27 am

Cash Flow Date	Transaction Description	Orig Curr Balance	Local Currency Equivalent ()						
			Principal Movement	Days	Yield	Adj Yield	Premium/ (Discount)	Interest	Total Cost
Arkansas State Treasury (Con't)									
Commercial Paper Disc Note Invest (Con't)									
581144 - Commercial Paper - Tran Type: COMM PAPER, Start: September 22, 2015, Maturity: September 28, 2015									
7/1/15	Opening Balance	0.00	0.00	0	0.00	0.000	0.00	0.00	0.00
9/22/15	MMkt - Bill Invest/Issue	-78,000,000.00	(78,000,000.00)	6	0.37	0.376	0.00	0.00	0.00
9/28/15	MMkt - Bill Maturity	0.00	78,000,000.00	0	0.37	0.370	4,810.00	0.00	4,810.00
1/1/16	Closing Balance	0.00	0.00	0	0.37	0.370	0.00	0.00	0.00
						0.376	4,810.00	0.00	4,810.00
581145 - Commercial Paper - Tran Type: COMM PAPER, Start: September 22, 2015, Maturity: September 29, 2015									
7/1/15	Opening Balance	0.00	0.00	0	0.00	0.000	0.00	0.00	0.00
9/22/15	MMkt - Bill Invest/Issue	-72,750,000.00	(72,750,000.00)	7	0.46	0.467	0.00	0.00	0.00
9/29/15	MMkt - Bill Maturity	0.00	72,750,000.00	0	0.46	0.460	6,507.08	0.00	6,507.08
1/1/16	Closing Balance	0.00	0.00	0	0.46	0.460	0.00	0.00	0.00
						0.467	6,507.08	0.00	6,507.08
581146 - Commercial Paper - Tran Type: COMM PAPER, Start: September 22, 2015, Maturity: October 22, 2015									
7/1/15	Opening Balance	0.00	0.00	0	0.00	0.000	0.00	0.00	0.00
9/22/15	MMkt - Bill Invest/Issue	-11,000,000.00	(11,000,000.00)	30	0.45	0.457	0.00	0.00	0.00
10/22/15	MMkt - Bill Maturity	0.00	11,000,000.00	0	0.45	0.450	4,125.00	0.00	4,125.00
1/1/16	Closing Balance	0.00	0.00	0	0.45	0.450	0.00	0.00	0.00
						0.457	4,125.00	0.00	4,125.00
581147 - Commercial Paper - Tran Type: COMM PAPER, Start: September 22, 2015, Maturity: October 13, 2015									
7/1/15	Opening Balance	0.00	0.00	0	0.00	0.000	0.00	0.00	0.00
9/22/15	MMkt - Bill Invest/Issue	-22,120,000.00	(22,120,000.00)	21	0.45	0.457	0.00	0.00	0.00
10/13/15	MMkt - Bill Maturity	0.00	22,120,000.00	0	0.45	0.450	5,806.50	0.00	5,806.50
1/1/16	Closing Balance	0.00	0.00	0	0.45	0.450	0.00	0.00	0.00
						0.457	5,806.50	0.00	5,806.50
581321 - Commercial Paper - Tran Type: COMM PAPER, Start: September 23, 2015, Maturity: September 29, 2015									
7/1/15	Opening Balance	0.00	0.00	0	0.00	0.000	0.00	0.00	0.00
9/23/15	MMkt - Bill Invest/Issue	-35,000,000.00	(35,000,000.00)	6	0.52	0.528	0.00	0.00	0.00
9/29/15	MMkt - Bill Maturity	0.00	35,000,000.00	0	0.52	0.520	3,033.33	0.00	3,033.33
1/1/16	Closing Balance	0.00	0.00	0	0.52	0.520	0.00	0.00	0.00
						0.528	3,033.33	0.00	3,033.33
581322 - Commercial Paper - Tran Type: COMM PAPER, Start: September 23, 2015, Maturity: September 30, 2015									
7/1/15	Opening Balance	0.00	0.00	0	0.00	0.000	0.00	0.00	0.00

Return on Investment - Detail - AST

Between: July 1, 2015 and January 1, 2016

Printed: January 4, 2016 10:27 am

Cash Flow Date	Transaction Description	Orig Curr Balance	Local Currency Equivalent ()							
			Principal Movement	Days	Yield	Adj Yield	Premium/ (Discount)	Interest	Total Cost	
Arkansas State Treasury (Con't)										
Commercial Paper Disc Note Invest (Con't)										
581322 - Commercial Paper - Tran Type: COMM PAPER, Start: September 23, 2015, Maturity: September 30, 2015										
9/23/15	MMkt - Bill Invest/Issue	-66,306,000.00	(66,306,000.00)	7	0.46	0.467	0.00	0.00	0.00	0.00
9/30/15	MMkt - Bill Maturity	0.00	66,306,000.00	0	0.46	0.460	5,930.70	0.00	0.00	5,930.70
1/1/16	Closing Balance	0.00	0.00	0	0.46	0.460	0.00	0.00	0.00	0.00
						0.467	5,930.70	0.00		5,930.70
581531 - Commercial Paper - Tran Type: COMM PAPER, Start: September 24, 2015, Maturity: September 25, 2015										
7/1/15	Opening Balance	0.00	0.00	0	0.00	0.000	0.00	0.00	0.00	0.00
9/24/15	MMkt - Bill Invest/Issue	-15,000,000.00	(15,000,000.00)	1	0.40	0.406	0.00	0.00	0.00	0.00
9/25/15	MMkt - Bill Maturity	0.00	15,000,000.00	0	0.40	0.400	166.67	0.00	0.00	166.67
1/1/16	Closing Balance	0.00	0.00	0	0.40	0.400	0.00	0.00	0.00	0.00
						0.406	166.67	0.00		166.67
581532 - Commercial Paper - Tran Type: COMM PAPER, Start: September 24, 2015, Maturity: October 1, 2015										
7/1/15	Opening Balance	0.00	0.00	0	0.00	0.000	0.00	0.00	0.00	0.00
9/24/15	MMkt - Bill Invest/Issue	-31,450,000.00	(31,450,000.00)	7	0.52	0.528	0.00	0.00	0.00	0.00
10/1/15	MMkt - Bill Maturity	0.00	31,450,000.00	0	0.52	0.520	3,179.95	0.00	0.00	3,179.95
1/1/16	Closing Balance	0.00	0.00	0	0.52	0.520	0.00	0.00	0.00	0.00
						0.528	3,179.95	0.00		3,179.95
581533 - Commercial Paper - Tran Type: COMM PAPER, Start: September 24, 2015, Maturity: October 19, 2015										
7/1/15	Opening Balance	0.00	0.00	0	0.00	0.000	0.00	0.00	0.00	0.00
9/24/15	MMkt - Bill Invest/Issue	-41,701,000.00	(41,701,000.00)	25	0.63	0.640	0.00	0.00	0.00	0.00
10/19/15	MMkt - Bill Maturity	0.00	41,701,000.00	0	0.63	0.630	18,244.19	0.00	0.00	18,244.19
1/1/16	Closing Balance	0.00	0.00	0	0.63	0.630	0.00	0.00	0.00	0.00
						0.640	18,244.19	0.00		18,244.19
581534 - Commercial Paper - Tran Type: COMM PAPER, Start: September 24, 2015, Maturity: October 1, 2015										
7/1/15	Opening Balance	0.00	0.00	0	0.00	0.000	0.00	0.00	0.00	0.00
9/24/15	MMkt - Bill Invest/Issue	-10,675,000.00	(10,675,000.00)	7	0.46	0.467	0.00	0.00	0.00	0.00
10/1/15	MMkt - Bill Maturity	0.00	10,675,000.00	0	0.46	0.460	954.82	0.00	0.00	954.82
1/1/16	Closing Balance	0.00	0.00	0	0.46	0.460	0.00	0.00	0.00	0.00
						0.467	954.82	0.00		954.82
581702 - Commercial Paper - Tran Type: COMM PAPER, Start: September 25, 2015, Maturity: September 29, 2015										
7/1/15	Opening Balance	0.00	0.00	0	0.00	0.000	0.00	0.00	0.00	0.00
9/25/15	MMkt - Bill Invest/Issue	-5,000,000.00	(5,000,000.00)	4	0.52	0.528	0.00	0.00	0.00	0.00

Return on Investment - Detail - AST

Between: July 1, 2015 and January 1, 2016
 Printed: January 4, 2016 10:27 am

Cash Flow Date	Transaction Description	Orig Curr Balance	Local Currency Equivalent ()							
			Principal Movement	Days	Yield	Adj Yield	Premium/ (Discount)	Interest	Total Cost	
Arkansas State Treasury (Con't)										
Commercial Paper Disc Note Invest (Con't)										
581702 - Commercial Paper - Tran Type: COMM PAPER, Start: September 25, 2015, Maturity: September 29, 2015										
9/29/15	MMkt - Bill Maturity	0.00	5,000,000.00	0	0.52	0.520	288.89	0.00	288.89	
1/1/16	Closing Balance	0.00	0.00	0	0.52	0.520	0.00	0.00	0.00	
							0.528	288.89	0.00	288.89
581703 - Commercial Paper - Tran Type: COMM PAPER, Start: September 25, 2015, Maturity: September 29, 2015										
7/1/15	Opening Balance	0.00	0.00	0	0.00	0.000	0.00	0.00	0.00	
9/25/15	MMkt - Bill Invest/Issue	-5,000,000.00	(5,000,000.00)	4	0.50	0.508	0.00	0.00	0.00	
9/29/15	MMkt - Bill Maturity	0.00	5,000,000.00	0	0.50	0.500	277.78	0.00	277.78	
1/1/16	Closing Balance	0.00	0.00	0	0.50	0.500	0.00	0.00	0.00	
							0.508	277.78	0.00	277.78
581704 - Commercial Paper - Tran Type: COMM PAPER, Start: September 25, 2015, Maturity: October 2, 2015										
7/1/15	Opening Balance	0.00	0.00	0	0.00	0.000	0.00	0.00	0.00	
9/25/15	MMkt - Bill Invest/Issue	-38,950,000.00	(38,950,000.00)	7	0.45	0.457	0.00	0.00	0.00	
10/2/15	MMkt - Bill Maturity	0.00	38,950,000.00	0	0.45	0.450	3,408.12	0.00	3,408.12	
1/1/16	Closing Balance	0.00	0.00	0	0.45	0.450	0.00	0.00	0.00	
							0.457	3,408.12	0.00	3,408.12
581705 - Commercial Paper - Tran Type: COMM PAPER, Start: September 25, 2015, Maturity: October 2, 2015										
7/1/15	Opening Balance	0.00	0.00	0	0.00	0.000	0.00	0.00	0.00	
9/25/15	MMkt - Bill Invest/Issue	-18,000,000.00	(18,000,000.00)	7	0.46	0.467	0.00	0.00	0.00	
10/2/15	MMkt - Bill Maturity	0.00	18,000,000.00	0	0.46	0.460	1,610.00	0.00	1,610.00	
1/1/16	Closing Balance	0.00	0.00	0	0.46	0.460	0.00	0.00	0.00	
							0.467	1,610.00	0.00	1,610.00
581706 - Commercial Paper - Tran Type: COMM PAPER, Start: September 25, 2015, Maturity: October 2, 2015										
7/1/15	Opening Balance	0.00	0.00	0	0.00	0.000	0.00	0.00	0.00	
9/25/15	MMkt - Bill Invest/Issue	-90,000,000.00	(90,000,000.00)	7	0.46	0.467	0.00	0.00	0.00	
10/2/15	MMkt - Bill Maturity	0.00	90,000,000.00	0	0.46	0.460	8,049.98	0.00	8,049.98	
1/1/16	Closing Balance	0.00	0.00	0	0.46	0.460	0.00	0.00	0.00	
							0.467	8,049.98	0.00	8,049.98
581919 - Commercial Paper - Tran Type: COMM PAPER, Start: September 28, 2015, Maturity: September 29, 2015										
7/1/15	Opening Balance	0.00	0.00	0	0.00	0.000	0.00	0.00	0.00	
9/28/15	MMkt - Bill Invest/Issue	-89,000,000.00	(89,000,000.00)	1	0.40	0.406	0.00	0.00	0.00	
9/29/15	MMkt - Bill Maturity	0.00	89,000,000.00	0	0.40	0.400	988.89	0.00	988.89	

Return on Investment - Detail - AST

Between: July 1, 2015 and January 1, 2016

Printed: January 4, 2016 10:27 am

Cash Flow Date	Transaction Description	Orig Curr Balance	Local Currency Equivalent ()							
			Principal Movement	Days	Yield	Adj Yield	Premium/ (Discount)	Interest	Total Cost	
Arkansas State Treasury (Con't)										
Commercial Paper Disc Note Invest (Con't)										
581919 - Commercial Paper - Tran Type: COMM PAPER, Start: September 28, 2015, Maturity: September 29, 2015										
1/1/16	Closing Balance	0.00	0.00	0	0.40	0.400	0.00	0.00	0.00	0.00
						0.406	988.89	0.00	988.89	
581920 - Commercial Paper - Tran Type: COMM PAPER, Start: September 28, 2015, Maturity: October 5, 2015										
7/1/15	Opening Balance	0.00	0.00	0	0.00	0.000	0.00	0.00	0.00	0.00
9/28/15	MMkt - Bill Invest/Issue	-15,000,000.00	(15,000,000.00)	7	0.45	0.457	0.00	0.00	0.00	0.00
10/5/15	MMkt - Bill Maturity	0.00	15,000,000.00	0	0.45	0.450	1,312.50	0.00	0.00	1,312.50
1/1/16	Closing Balance	0.00	0.00	0	0.45	0.450	0.00	0.00	0.00	0.00
						0.457	1,312.50	0.00	1,312.50	
581921 - Commercial Paper - Tran Type: COMM PAPER, Start: September 28, 2015, Maturity: October 5, 2015										
7/1/15	Opening Balance	0.00	0.00	0	0.00	0.000	0.00	0.00	0.00	0.00
9/28/15	MMkt - Bill Invest/Issue	-25,000,000.00	(25,000,000.00)	7	0.45	0.457	0.00	0.00	0.00	0.00
10/5/15	MMkt - Bill Maturity	0.00	25,000,000.00	0	0.45	0.450	2,187.50	0.00	0.00	2,187.50
1/1/16	Closing Balance	0.00	0.00	0	0.45	0.450	0.00	0.00	0.00	0.00
						0.457	2,187.50	0.00	2,187.50	
581922 - Commercial Paper - Tran Type: COMM PAPER, Start: September 28, 2015, Maturity: October 2, 2015										
7/1/15	Opening Balance	0.00	0.00	0	0.00	0.000	0.00	0.00	0.00	0.00
9/28/15	MMkt - Bill Invest/Issue	-14,000,000.00	(14,000,000.00)	4	0.52	0.528	0.00	0.00	0.00	0.00
10/2/15	MMkt - Bill Maturity	0.00	14,000,000.00	0	0.52	0.520	808.89	0.00	0.00	808.89
1/1/16	Closing Balance	0.00	0.00	0	0.52	0.520	0.00	0.00	0.00	0.00
						0.528	808.89	0.00	808.89	
581923 - Commercial Paper - Tran Type: COMM PAPER, Start: September 28, 2015, Maturity: October 5, 2015										
7/1/15	Opening Balance	0.00	0.00	0	0.00	0.000	0.00	0.00	0.00	0.00
9/28/15	MMkt - Bill Invest/Issue	-31,000,000.00	(31,000,000.00)	7	0.52	0.528	0.00	0.00	0.00	0.00
10/5/15	MMkt - Bill Maturity	0.00	31,000,000.00	0	0.52	0.520	3,134.45	0.00	0.00	3,134.45
1/1/16	Closing Balance	0.00	0.00	0	0.52	0.520	0.00	0.00	0.00	0.00
						0.528	3,134.45	0.00	3,134.45	
581924 - Commercial Paper - Tran Type: COMM PAPER, Start: September 28, 2015, Maturity: October 5, 2015										
7/1/15	Opening Balance	0.00	0.00	0	0.00	0.000	0.00	0.00	0.00	0.00
9/28/15	MMkt - Bill Invest/Issue	-23,100,000.00	(23,100,000.00)	7	0.45	0.457	0.00	0.00	0.00	0.00
10/5/15	MMkt - Bill Maturity	0.00	23,100,000.00	0	0.45	0.450	2,021.25	0.00	0.00	2,021.25
1/1/16	Closing Balance	0.00	0.00	0	0.45	0.450	0.00	0.00	0.00	0.00

Return on Investment - Detail - AST

Between: July 1, 2015 and January 1, 2016

Printed: January 4, 2016 10:27 am

Cash Flow Date	Transaction Description	Orig Curr Balance	Local Currency Equivalent ()							
			Principal Movement	Days	Yield	Adj Yield	Premium/ (Discount)	Interest	Total Cost	
Arkansas State Treasury (Con't)										
Commercial Paper Disc Note Invest (Con't)										
581925 - Commercial Paper - Tran Type: COMM PAPER, Start: September 28, 2015, Maturity: October 5, 2015							0.457	2,021.25	0.00	2,021.25
7/1/15	Opening Balance	0.00	0.00	0	0.00	0.000	0.00	0.00	0.00	0.00
9/28/15	MMkt - Bill Invest/Issue	-10,000,000.00	(10,000,000.00)	7	0.64	0.650	0.00	0.00	0.00	0.00
10/5/15	MMkt - Bill Maturity	0.00	10,000,000.00	0	0.64	0.640	1,244.45	0.00	0.00	1,244.45
1/1/16	Closing Balance	0.00	0.00	0	0.64	0.640	0.00	0.00	0.00	0.00
							0.650	1,244.45	0.00	1,244.45
581926 - Commercial Paper - Tran Type: COMM PAPER, Start: September 28, 2015, Maturity: October 5, 2015										
7/1/15	Opening Balance	0.00	0.00	0	0.00	0.000	0.00	0.00	0.00	0.00
9/28/15	MMkt - Bill Invest/Issue	-32,000,000.00	(32,000,000.00)	7	0.46	0.467	0.00	0.00	0.00	0.00
10/5/15	MMkt - Bill Maturity	0.00	32,000,000.00	0	0.46	0.460	2,862.22	0.00	0.00	2,862.22
1/1/16	Closing Balance	0.00	0.00	0	0.46	0.460	0.00	0.00	0.00	0.00
							0.467	2,862.22	0.00	2,862.22
581927 - Commercial Paper - Tran Type: COMM PAPER, Start: September 28, 2015, Maturity: October 5, 2015										
7/1/15	Opening Balance	0.00	0.00	0	0.00	0.000	0.00	0.00	0.00	0.00
9/28/15	MMkt - Bill Invest/Issue	-145,000,000.00	(145,000,000.00)	7	0.46	0.467	0.00	0.00	0.00	0.00
10/5/15	MMkt - Bill Maturity	0.00	145,000,000.00	0	0.46	0.460	12,969.41	0.00	0.00	12,969.41
1/1/16	Closing Balance	0.00	0.00	0	0.46	0.460	0.00	0.00	0.00	0.00
							0.467	12,969.41	0.00	12,969.41
582240 - Commercial Paper - Tran Type: COMM PAPER, Start: September 29, 2015, Maturity: September 30, 2015										
7/1/15	Opening Balance	0.00	0.00	0	0.00	0.000	0.00	0.00	0.00	0.00
9/29/15	MMkt - Bill Invest/Issue	-7,500,000.00	(7,500,000.00)	1	0.40	0.406	0.00	0.00	0.00	0.00
9/30/15	MMkt - Bill Maturity	0.00	7,500,000.00	0	0.40	0.400	83.33	0.00	0.00	83.33
1/1/16	Closing Balance	0.00	0.00	0	0.40	0.400	0.00	0.00	0.00	0.00
							0.406	83.33	0.00	83.33
582242 - Commercial Paper - Tran Type: COMM PAPER, Start: September 29, 2015, Maturity: September 30, 2015										
7/1/15	Opening Balance	0.00	0.00	0	0.00	0.000	0.00	0.00	0.00	0.00
9/29/15	MMkt - Bill Invest/Issue	-64,000,000.00	(64,000,000.00)	1	0.40	0.406	0.00	0.00	0.00	0.00
9/30/15	MMkt - Bill Maturity	0.00	64,000,000.00	0	0.40	0.400	711.11	0.00	0.00	711.11
1/1/16	Closing Balance	0.00	0.00	0	0.40	0.400	0.00	0.00	0.00	0.00
							0.406	711.11	0.00	711.11
582243 - Commercial Paper - Tran Type: COMM PAPER, Start: September 29, 2015, Maturity: October 6, 2015										

Return on Investment - Detail - AST

Between: July 1, 2015 and January 1, 2016

Printed: January 4, 2016 10:27 am

Cash Flow Date	Transaction Description	Orig Curr Balance	Local Currency Equivalent ()						
			Principal Movement	Days	Yield	Adj Yield	Premium/ (Discount)	Interest	Total Cost
Arkansas State Treasury (Con't)									
Commercial Paper Disc Note Invest (Con't)									
582243 - Commercial Paper - Tran Type: COMM PAPER, Start: September 29, 2015, Maturity: October 6, 2015									
7/1/15	Opening Balance	0.00	0.00	0	0.00	0.000	0.00	0.00	0.00
9/29/15	MMkt - Bill Invest/Issue	-20,000,000.00	(20,000,000.00)	7	0.64	0.650	0.00	0.00	0.00
10/6/15	MMkt - Bill Maturity	0.00	20,000,000.00	0	0.64	0.640	2,488.89	0.00	2,488.89
1/1/16	Closing Balance	0.00	0.00	0	0.64	0.640	0.00	0.00	0.00
						0.650	2,488.89	0.00	2,488.89
582479 - Commercial Paper - Tran Type: COMM PAPER, Start: September 30, 2015, Maturity: October 1, 2015									
7/1/15	Opening Balance	0.00	0.00	0	0.00	0.000	0.00	0.00	0.00
9/30/15	MMkt - Bill Invest/Issue	-100,000,000.00	(100,000,000.00)	1	0.40	0.406	0.00	0.00	0.00
10/1/15	MMkt - Bill Maturity	0.00	100,000,000.00	0	0.40	0.400	1,111.10	0.00	1,111.10
1/1/16	Closing Balance	0.00	0.00	0	0.40	0.400	0.00	0.00	0.00
						0.406	1,111.10	0.00	1,111.10
582480 - Commercial Paper - Tran Type: COMM PAPER, Start: September 30, 2015, Maturity: October 7, 2015									
7/1/15	Opening Balance	0.00	0.00	0	0.00	0.000	0.00	0.00	0.00
9/30/15	MMkt - Bill Invest/Issue	-35,000,000.00	(35,000,000.00)	7	0.60	0.609	0.00	0.00	0.00
10/7/15	MMkt - Bill Maturity	0.00	35,000,000.00	0	0.60	0.600	4,083.33	0.00	4,083.33
1/1/16	Closing Balance	0.00	0.00	0	0.60	0.600	0.00	0.00	0.00
						0.609	4,083.33	0.00	4,083.33
582647 - Commercial Paper - Tran Type: COMM PAPER, Start: October 1, 2015, Maturity: October 2, 2015									
7/1/15	Opening Balance	0.00	0.00	0	0.00	0.000	0.00	0.00	0.00
10/1/15	MMkt - Bill Invest/Issue	-80,000,000.00	(80,000,000.00)	1	0.40	0.406	0.00	0.00	0.00
10/2/15	MMkt - Bill Maturity	0.00	80,000,000.00	0	0.40	0.400	888.89	0.00	888.89
1/1/16	Closing Balance	0.00	0.00	0	0.40	0.400	0.00	0.00	0.00
						0.406	888.89	0.00	888.89
582648 - Commercial Paper - Tran Type: COMM PAPER, Start: October 1, 2015, Maturity: October 2, 2015									
7/1/15	Opening Balance	0.00	0.00	0	0.00	0.000	0.00	0.00	0.00
10/1/15	MMkt - Bill Invest/Issue	-34,268,000.00	(34,268,000.00)	1	0.40	0.406	0.00	0.00	0.00
10/2/15	MMkt - Bill Maturity	0.00	34,268,000.00	0	0.40	0.400	380.76	0.00	380.76
1/1/16	Closing Balance	0.00	0.00	0	0.40	0.400	0.00	0.00	0.00
						0.406	380.76	0.00	380.76
582649 - Commercial Paper - Tran Type: COMM PAPER, Start: October 1, 2015, Maturity: October 8, 2015									
7/1/15	Opening Balance	0.00	0.00	0	0.00	0.000	0.00	0.00	0.00

Return on Investment - Detail - AST

Between: July 1, 2015 and January 1, 2016

Printed: January 4, 2016 10:27 am

Cash Flow Date	Transaction Description	Orig Curr Balance	Local Currency Equivalent ()							
			Principal Movement	Days	Yield	Adj Yield	Premium/ (Discount)	Interest	Total Cost	
Arkansas State Treasury (Con't)										
Commercial Paper Disc Note Invest (Con't)										
582649 - Commercial Paper - Tran Type: COMM PAPER, Start: October 1, 2015, Maturity: October 8, 2015										
10/1/15	MMkt - Bill Invest/Issue	-15,986,000.00	(15,986,000.00)	7	0.45	0.457	0.00	0.00	0.00	0.00
10/8/15	MMkt - Bill Maturity	0.00	15,986,000.00	0	0.45	0.450	1,398.77	0.00	0.00	1,398.77
1/1/16	Closing Balance	0.00	0.00	0	0.45	0.450	0.00	0.00	0.00	0.00
							0.457	1,398.77	0.00	1,398.77
582650 - Commercial Paper - Tran Type: COMM PAPER, Start: October 1, 2015, Maturity: October 8, 2015										
7/1/15	Opening Balance	0.00	0.00	0	0.00	0.000	0.00	0.00	0.00	0.00
10/1/15	MMkt - Bill Invest/Issue	-72,000,000.00	(72,000,000.00)	7	0.45	0.457	0.00	0.00	0.00	0.00
10/8/15	MMkt - Bill Maturity	0.00	72,000,000.00	0	0.45	0.450	6,300.01	0.00	0.00	6,300.01
1/1/16	Closing Balance	0.00	0.00	0	0.45	0.450	0.00	0.00	0.00	0.00
							0.457	6,300.01	0.00	6,300.01
582815 - Commercial Paper - Tran Type: COMM PAPER, Start: October 2, 2015, Maturity: November 13, 2015										
7/1/15	Opening Balance	0.00	0.00	0	0.00	0.000	0.00	0.00	0.00	0.00
10/2/15	MMkt - Bill Invest/Issue	-20,000,000.00	(20,000,000.00)	42	0.62	0.630	0.00	0.00	0.00	0.00
11/13/15	MMkt - Bill Maturity	0.00	20,000,000.00	0	0.62	0.620	14,466.67	0.00	0.00	14,466.67
1/1/16	Closing Balance	0.00	0.00	0	0.62	0.620	0.00	0.00	0.00	0.00
							0.630	14,466.67	0.00	14,466.67
582817 - Commercial Paper - Tran Type: COMM PAPER, Start: October 2, 2015, Maturity: October 5, 2015										
7/1/15	Opening Balance	0.00	0.00	0	0.00	0.000	0.00	0.00	0.00	0.00
10/2/15	MMkt - Bill Invest/Issue	-20,000,000.00	(20,000,000.00)	3	0.40	0.406	0.00	0.00	0.00	0.00
10/5/15	MMkt - Bill Maturity	0.00	20,000,000.00	0	0.40	0.400	666.67	0.00	0.00	666.67
1/1/16	Closing Balance	0.00	0.00	0	0.40	0.400	0.00	0.00	0.00	0.00
							0.406	666.67	0.00	666.67
582818 - Commercial Paper - Tran Type: COMM PAPER, Start: October 2, 2015, Maturity: October 6, 2015										
7/1/15	Opening Balance	0.00	0.00	0	0.00	0.000	0.00	0.00	0.00	0.00
10/2/15	MMkt - Bill Invest/Issue	-47,000,000.00	(47,000,000.00)	4	0.42	0.426	0.00	0.00	0.00	0.00
10/6/15	MMkt - Bill Maturity	0.00	47,000,000.00	0	0.42	0.420	2,193.34	0.00	0.00	2,193.34
1/1/16	Closing Balance	0.00	0.00	0	0.42	0.420	0.00	0.00	0.00	0.00
							0.426	2,193.34	0.00	2,193.34
582819 - Commercial Paper - Tran Type: COMM PAPER, Start: October 2, 2015, Maturity: October 14, 2015										
7/1/15	Opening Balance	0.00	0.00	0	0.00	0.000	0.00	0.00	0.00	0.00
10/2/15	MMkt - Bill Invest/Issue	-24,340,000.00	(24,340,000.00)	12	0.60	0.609	0.00	0.00	0.00	0.00

Return on Investment - Detail - AST

Between: July 1, 2015 and January 1, 2016

Printed: January 4, 2016 10:27 am

Cash Flow Date	Transaction Description	Orig Curr Balance	Local Currency Equivalent ()							
			Principal Movement	Days	Yield	Adj Yield	Premium/ (Discount)	Interest	Total Cost	
Arkansas State Treasury (Con't)										
Commercial Paper Disc Note Invest (Con't)										
582819 - Commercial Paper - Tran Type: COMM PAPER, Start: October 2, 2015, Maturity: October 14, 2015										
10/14/15	MMkt - Bill Maturity	0.00	24,340,000.00	0	0.60	0.600	4,868.00	0.00	4,868.00	
1/1/16	Closing Balance	0.00	0.00	0	0.60	0.600	0.00	0.00	0.00	
							0.609	4,868.00	0.00	4,868.00
582820 - Commercial Paper - Tran Type: COMM PAPER, Start: October 2, 2015, Maturity: November 2, 2015										
7/1/15	Opening Balance	0.00	0.00	0	0.00	0.000	0.00	0.00	0.00	
10/2/15	MMkt - Bill Invest/Issue	-25,000,000.00	(25,000,000.00)	31	0.67	0.681	0.00	0.00	0.00	
11/2/15	MMkt - Bill Maturity	0.00	25,000,000.00	0	0.67	0.670	14,423.62	0.00	14,423.62	
1/1/16	Closing Balance	0.00	0.00	0	0.67	0.670	0.00	0.00	0.00	
							0.681	14,423.62	0.00	14,423.62
582821 - Commercial Paper - Tran Type: COMM PAPER, Start: October 2, 2015, Maturity: October 30, 2015										
7/1/15	Opening Balance	0.00	0.00	0	0.00	0.000	0.00	0.00	0.00	
10/2/15	MMkt - Bill Invest/Issue	-115,000,000.00	(115,000,000.00)	28	0.57	0.579	0.00	0.00	0.00	
10/30/15	MMkt - Bill Maturity	0.00	115,000,000.00	0	0.57	0.570	50,983.35	0.00	50,983.35	
1/1/16	Closing Balance	0.00	0.00	0	0.57	0.570	0.00	0.00	0.00	
							0.579	50,983.35	0.00	50,983.35
582822 - Commercial Paper - Tran Type: COMM PAPER, Start: October 2, 2015, Maturity: October 9, 2015										
7/1/15	Opening Balance	0.00	0.00	0	0.00	0.000	0.00	0.00	0.00	
10/2/15	MMkt - Bill Invest/Issue	-148,000,000.00	(148,000,000.00)	7	0.45	0.457	0.00	0.00	0.00	
10/9/15	MMkt - Bill Maturity	0.00	148,000,000.00	0	0.45	0.450	12,949.99	0.00	12,949.99	
1/1/16	Closing Balance	0.00	0.00	0	0.45	0.450	0.00	0.00	0.00	
							0.457	12,949.99	0.00	12,949.99
582823 - Commercial Paper - Tran Type: COMM PAPER, Start: October 2, 2015, Maturity: October 16, 2015										
7/1/15	Opening Balance	0.00	0.00	0	0.00	0.000	0.00	0.00	0.00	
10/2/15	MMkt - Bill Invest/Issue	-10,995,000.00	(10,995,000.00)	14	0.47	0.477	0.00	0.00	0.00	
10/16/15	MMkt - Bill Maturity	0.00	10,995,000.00	0	0.47	0.470	2,009.64	0.00	2,009.64	
1/1/16	Closing Balance	0.00	0.00	0	0.47	0.470	0.00	0.00	0.00	
							0.477	2,009.64	0.00	2,009.64
582824 - Commercial Paper - Tran Type: COMM PAPER, Start: October 2, 2015, Maturity: October 8, 2015										
7/1/15	Opening Balance	0.00	0.00	0	0.00	0.000	0.00	0.00	0.00	
10/2/15	MMkt - Bill Invest/Issue	-14,000,000.00	(14,000,000.00)	6	0.50	0.508	0.00	0.00	0.00	
10/8/15	MMkt - Bill Maturity	0.00	14,000,000.00	0	0.50	0.500	1,166.67	0.00	1,166.67	

Return on Investment - Detail - AST

Between: July 1, 2015 and January 1, 2016

Printed: January 4, 2016 10:27 am

Cash Flow Date	Transaction Description	Orig Curr Balance	Local Currency Equivalent ()							
			Principal Movement	Days	Yield	Adj Yield	Premium/ (Discount)	Interest	Total Cost	
Arkansas State Treasury (Con't)										
Commercial Paper Disc Note Invest (Con't)										
582824 - Commercial Paper - Tran Type: COMM PAPER, Start: October 2, 2015, Maturity: October 8, 2015										
1/1/16	Closing Balance	0.00	0.00	0	0.50	0.500	0.00	0.00	0.00	0.00
							0.508	1,166.67	0.00	1,166.67
583067 - BOA Securities, LLC MM - Tran Type: COMM PAPER, Start: October 5, 2015, Maturity: October 29, 2015										
7/1/15	Opening Balance	0.00	0.00	0	0.00	0.000	0.00	0.00	0.00	0.00
10/5/15	MMkt - Bill Invest/Issue	-5,000,000.00	(5,000,000.00)	24	0.50	0.500	0.00	0.00	0.00	0.00
10/29/15	MMkt - Bill Sale/Redemption	0.00	5,000,000.00	0	0.50	0.500	1,666.48	0.00	0.00	1,666.48
1/1/16	Closing Balance	0.00	0.00	0	0.50	0.500	0.00	0.00	0.00	0.00
							0.500	1,666.48	0.00	1,666.48
583068 - Commercial Paper - Tran Type: COMM PAPER, Start: October 5, 2015, Maturity: November 13, 2015										
7/1/15	Opening Balance	0.00	0.00	0	0.00	0.000	0.00	0.00	0.00	0.00
10/5/15	MMkt - Bill Invest/Issue	-20,000,000.00	(20,000,000.00)	39	0.62	0.630	0.00	0.00	0.00	0.00
11/13/15	MMkt - Bill Maturity	0.00	20,000,000.00	0	0.62	0.620	13,433.34	0.00	0.00	13,433.34
1/1/16	Closing Balance	0.00	0.00	0	0.62	0.620	0.00	0.00	0.00	0.00
							0.630	13,433.34	0.00	13,433.34
583069 - Commercial Paper - Tran Type: COMM PAPER, Start: October 5, 2015, Maturity: November 13, 2015										
7/1/15	Opening Balance	0.00	0.00	0	0.00	0.000	0.00	0.00	0.00	0.00
10/5/15	MMkt - Bill Invest/Issue	-13,042,000.00	(13,042,000.00)	39	0.46	0.467	0.00	0.00	0.00	0.00
11/13/15	MMkt - Bill Maturity	0.00	13,042,000.00	0	0.46	0.460	6,499.26	0.00	0.00	6,499.26
1/1/16	Closing Balance	0.00	0.00	0	0.46	0.460	0.00	0.00	0.00	0.00
							0.467	6,499.26	0.00	6,499.26
583070 - BOA Securities, LLC MM - Tran Type: COMM PAPER, Start: October 5, 2015, Maturity: October 29, 2015										
7/1/15	Opening Balance	0.00	0.00	0	0.00	0.000	0.00	0.00	0.00	0.00
10/5/15	MMkt - Bill Invest/Issue	-6,034,000.00	(6,034,000.00)	24	0.50	0.500	0.00	0.00	0.00	0.00
10/29/15	MMkt - Bill Sale/Redemption	0.00	6,034,000.00	0	0.50	0.500	2,011.11	0.00	0.00	2,011.11
1/1/16	Closing Balance	0.00	0.00	0	0.50	0.500	0.00	0.00	0.00	0.00
							0.500	2,011.11	0.00	2,011.11
583071 - Commercial Paper - Tran Type: COMM PAPER, Start: October 5, 2015, Maturity: November 13, 2015										
7/1/15	Opening Balance	0.00	0.00	0	0.00	0.000	0.00	0.00	0.00	0.00
10/5/15	MMkt - Bill Invest/Issue	-68,252,000.00	(68,252,000.00)	39	0.52	0.528	0.00	0.00	0.00	0.00
11/13/15	MMkt - Bill Maturity	0.00	68,252,000.00	0	0.52	0.520	38,448.62	0.00	0.00	38,448.62
1/1/16	Closing Balance	0.00	0.00	0	0.52	0.520	0.00	0.00	0.00	0.00

Return on Investment - Detail - AST

Between: July 1, 2015 and January 1, 2016

Printed: January 4, 2016 10:27 am

Cash Flow Date	Transaction Description	Orig Curr Balance	Local Currency Equivalent ()							
			Principal Movement	Days	Yield	Adj Yield	Premium/ (Discount)	Interest	Total Cost	
Arkansas State Treasury (Con't)										
Commercial Paper Disc Note Invest (Con't)										
583072 - Commercial Paper - Tran Type: COMM PAPER, Start: October 5, 2015, Maturity: November 5, 2015							0.528	38,448.62	0.00	38,448.62
7/1/15	Opening Balance	0.00	0.00	0	0.00	0.000	0.00	0.00	0.00	0.00
10/5/15	MMkt - Bill Invest/Issue	-31,000,000.00	(31,000,000.00)	31	0.60	0.609	0.00	0.00	0.00	0.00
11/5/15	MMkt - Bill Maturity	0.00	31,000,000.00	0	0.60	0.600	16,016.66	0.00	0.00	16,016.66
1/1/16	Closing Balance	0.00	0.00	0	0.60	0.600	0.00	0.00	0.00	0.00
							0.609	16,016.66	0.00	16,016.66
583073 - Commercial Paper - Tran Type: COMM PAPER, Start: October 5, 2015, Maturity: November 30, 2015										
7/1/15	Opening Balance	0.00	0.00	0	0.00	0.000	0.00	0.00	0.00	0.00
10/5/15	MMkt - Bill Invest/Issue	-54,579,000.00	(54,579,000.00)	56	0.68	0.691	0.00	0.00	0.00	0.00
11/30/15	MMkt - Bill Maturity	0.00	54,579,000.00	0	0.68	0.681	57,732.45	0.00	0.00	57,732.45
1/1/16	Closing Balance	0.00	0.00	0	0.68	0.681	0.00	0.00	0.00	0.00
							0.691	57,732.45	0.00	57,732.45
583074 - Commercial Paper - Tran Type: COMM PAPER, Start: October 5, 2015, Maturity: November 9, 2015										
7/1/15	Opening Balance	0.00	0.00	0	0.00	0.000	0.00	0.00	0.00	0.00
10/5/15	MMkt - Bill Invest/Issue	-40,000,000.00	(40,000,000.00)	35	0.67	0.681	0.00	0.00	0.00	0.00
11/9/15	MMkt - Bill Maturity	0.00	40,000,000.00	0	0.67	0.670	26,055.57	0.00	0.00	26,055.57
1/1/16	Closing Balance	0.00	0.00	0	0.67	0.670	0.00	0.00	0.00	0.00
							0.681	26,055.57	0.00	26,055.57
583075 - Commercial Paper - Tran Type: COMM PAPER, Start: October 5, 2015, Maturity: October 23, 2015										
7/1/15	Opening Balance	0.00	0.00	0	0.00	0.000	0.00	0.00	0.00	0.00
10/5/15	MMkt - Bill Invest/Issue	-20,000,000.00	(20,000,000.00)	18	0.62	0.630	0.00	0.00	0.00	0.00
10/23/15	MMkt - Bill Maturity	0.00	20,000,000.00	0	0.62	0.620	6,200.00	0.00	0.00	6,200.00
1/1/16	Closing Balance	0.00	0.00	0	0.62	0.620	0.00	0.00	0.00	0.00
							0.630	6,200.00	0.00	6,200.00
583076 - Commercial Paper - Tran Type: COMM PAPER, Start: October 5, 2015, Maturity: October 6, 2015										
7/1/15	Opening Balance	0.00	0.00	0	0.00	0.000	0.00	0.00	0.00	0.00
10/5/15	MMkt - Bill Invest/Issue	-30,000,000.00	(30,000,000.00)	1	0.40	0.406	0.00	0.00	0.00	0.00
10/6/15	MMkt - Bill Maturity	0.00	30,000,000.00	0	0.40	0.400	333.33	0.00	0.00	333.33
1/1/16	Closing Balance	0.00	0.00	0	0.40	0.400	0.00	0.00	0.00	0.00
							0.406	333.33	0.00	333.33
583077 - Commercial Paper - Tran Type: COMM PAPER, Start: October 5, 2015, Maturity: November 13, 2015										

Return on Investment - Detail - AST

Between: July 1, 2015 and January 1, 2016

Printed: January 4, 2016 10:27 am

Cash Flow Date	Transaction Description	Orig Curr Balance	Local Currency Equivalent ()							
			Principal Movement	Days	Yield	Adj Yield	Premium/ (Discount)	Interest	Total Cost	
Arkansas State Treasury (Con't)										
Commercial Paper Disc Note Invest (Con't)										
583077 - Commercial Paper - Tran Type: COMM PAPER, Start: October 5, 2015, Maturity: November 13, 2015										
7/1/15	Opening Balance	0.00	0.00	0	0.00	0.000	0.00	0.00	0.00	0.00
10/5/15	MMkt - Bill Invest/Issue	-50,700,000.00	(50,700,000.00)	39	0.52	0.528	0.00	0.00	0.00	0.00
11/13/15	MMkt - Bill Maturity	0.00	50,700,000.00	0	0.52	0.520	28,560.83	0.00	0.00	28,560.83
1/1/16	Closing Balance	0.00	0.00	0	0.52	0.520	0.00	0.00	0.00	0.00
							0.528	28,560.83	0.00	28,560.83
583261 - Commercial Paper - Tran Type: COMM PAPER, Start: October 6, 2015, Maturity: November 9, 2015										
7/1/15	Opening Balance	0.00	0.00	0	0.00	0.000	0.00	0.00	0.00	0.00
10/6/15	MMkt - Bill Invest/Issue	-36,000,000.00	(36,000,000.00)	34	0.62	0.630	0.00	0.00	0.00	0.00
11/9/15	MMkt - Bill Maturity	0.00	36,000,000.00	0	0.62	0.620	21,079.99	0.00	0.00	21,079.99
1/1/16	Closing Balance	0.00	0.00	0	0.62	0.620	0.00	0.00	0.00	0.00
							0.630	21,079.99	0.00	21,079.99
583262 - Commercial Paper - Tran Type: COMM PAPER, Start: October 6, 2015, Maturity: November 30, 2015										
7/1/15	Opening Balance	0.00	0.00	0	0.00	0.000	0.00	0.00	0.00	0.00
10/6/15	MMkt - Bill Invest/Issue	-7,000,000.00	(7,000,000.00)	55	0.65	0.660	0.00	0.00	0.00	0.00
11/30/15	MMkt - Bill Maturity	0.00	7,000,000.00	0	0.65	0.651	6,951.39	0.00	0.00	6,951.39
1/1/16	Closing Balance	0.00	0.00	0	0.65	0.651	0.00	0.00	0.00	0.00
							0.660	6,951.39	0.00	6,951.39
583263 - Commercial Paper - Tran Type: COMM PAPER, Start: October 6, 2015, Maturity: October 27, 2015										
7/1/15	Opening Balance	0.00	0.00	0	0.00	0.000	0.00	0.00	0.00	0.00
10/6/15	MMkt - Bill Invest/Issue	-26,279,000.00	(26,279,000.00)	21	0.64	0.650	0.00	0.00	0.00	0.00
10/27/15	MMkt - Bill Maturity	0.00	26,279,000.00	0	0.64	0.640	9,810.83	0.00	0.00	9,810.83
1/1/16	Closing Balance	0.00	0.00	0	0.64	0.640	0.00	0.00	0.00	0.00
							0.650	9,810.83	0.00	9,810.83
583264 - BOA Securities, LLC MM - Tran Type: COMM PAPER, Start: October 6, 2015, Maturity: November 30, 2015										
7/1/15	Opening Balance	0.00	0.00	0	0.00	0.000	0.00	0.00	0.00	0.00
10/6/15	MMkt - Bill Invest/Issue	-50,000,000.00	(50,000,000.00)	55	0.73	0.731	0.00	0.00	0.00	0.00
11/30/15	MMkt - Bill Sale/Redemption	0.00	50,000,000.00	0	0.73	0.731	55,752.58	0.00	0.00	55,752.58
1/1/16	Closing Balance	0.00	0.00	0	0.73	0.731	0.00	0.00	0.00	0.00
							0.731	55,752.58	0.00	55,752.58
583418 - Commercial Paper - Tran Type: COMM PAPER, Start: October 7, 2015, Maturity: October 19, 2015										
7/1/15	Opening Balance	0.00	0.00	0	0.00	0.000	0.00	0.00	0.00	0.00

Return on Investment - Detail - AST

Between: July 1, 2015 and January 1, 2016
 Printed: January 4, 2016 10:27 am

Cash Flow Date	Transaction Description	Orig Curr Balance	Local Currency Equivalent ()							
			Principal Movement	Days	Yield	Adj Yield	Premium/ (Discount)	Interest	Total Cost	
Arkansas State Treasury (Con't)										
Commercial Paper Disc Note Invest (Con't)										
583418 - Commercial Paper - Tran Type: COMM PAPER, Start: October 7, 2015, Maturity: October 19, 2015										
10/7/15	MMkt - Bill Invest/Issue	-34,000,000.00	(34,000,000.00)	12	0.50	0.508	0.00	0.00	0.00	0.00
10/19/15	MMkt - Bill Maturity	0.00	34,000,000.00	0	0.50	0.500	5,666.66	0.00	0.00	5,666.66
1/1/16	Closing Balance	0.00	0.00	0	0.50	0.500	0.00	0.00	0.00	0.00
						0.508	5,666.66	0.00		5,666.66
583419 - Commercial Paper - Tran Type: COMM PAPER, Start: October 7, 2015, Maturity: October 22, 2015										
7/1/15	Opening Balance	0.00	0.00	0	0.00	0.000	0.00	0.00	0.00	0.00
10/7/15	MMkt - Bill Invest/Issue	-24,100,000.00	(24,100,000.00)	15	0.62	0.630	0.00	0.00	0.00	0.00
10/22/15	MMkt - Bill Maturity	0.00	24,100,000.00	0	0.62	0.620	6,225.83	0.00	0.00	6,225.83
1/1/16	Closing Balance	0.00	0.00	0	0.62	0.620	0.00	0.00	0.00	0.00
						0.630	6,225.83	0.00		6,225.83
583639 - Commercial Paper - Tran Type: COMM PAPER, Start: October 8, 2015, Maturity: December 2, 2015										
7/1/15	Opening Balance	0.00	0.00	0	0.00	0.000	0.00	0.00	0.00	0.00
10/8/15	MMkt - Bill Invest/Issue	-4,994,000.00	(4,994,000.00)	55	0.50	0.508	0.00	0.00	0.00	0.00
12/2/15	MMkt - Bill Maturity	0.00	4,994,000.00	0	0.50	0.500	3,814.86	0.00	0.00	3,814.86
1/1/16	Closing Balance	0.00	0.00	0	0.50	0.500	0.00	0.00	0.00	0.00
						0.508	3,814.86	0.00		3,814.86
583640 - Commercial Paper - Tran Type: COMM PAPER, Start: October 8, 2015, Maturity: October 9, 2015										
7/1/15	Opening Balance	0.00	0.00	0	0.00	0.000	0.00	0.00	0.00	0.00
10/8/15	MMkt - Bill Invest/Issue	-213,000,000.00	(213,000,000.00)	1	0.40	0.406	0.00	0.00	0.00	0.00
10/9/15	MMkt - Bill Maturity	0.00	213,000,000.00	0	0.40	0.400	2,366.66	0.00	0.00	2,366.66
1/1/16	Closing Balance	0.00	0.00	0	0.40	0.400	0.00	0.00	0.00	0.00
						0.406	2,366.66	0.00		2,366.66
583641 - Commercial Paper - Tran Type: COMM PAPER, Start: October 8, 2015, Maturity: October 15, 2015										
7/1/15	Opening Balance	0.00	0.00	0	0.00	0.000	0.00	0.00	0.00	0.00
10/8/15	MMkt - Bill Invest/Issue	-3,407,000.00	(3,407,000.00)	7	0.45	0.457	0.00	0.00	0.00	0.00
10/15/15	MMkt - Bill Maturity	0.00	3,407,000.00	0	0.45	0.450	298.11	0.00	0.00	298.11
1/1/16	Closing Balance	0.00	0.00	0	0.45	0.450	0.00	0.00	0.00	0.00
						0.457	298.11	0.00		298.11
583643 - Commercial Paper - Tran Type: COMM PAPER, Start: October 8, 2015, Maturity: October 22, 2015										
7/1/15	Opening Balance	0.00	0.00	0	0.00	0.000	0.00	0.00	0.00	0.00
10/8/15	MMkt - Bill Invest/Issue	-2,250,000.00	(2,250,000.00)	14	0.47	0.477	0.00	0.00	0.00	0.00

Return on Investment - Detail - AST

Between: July 1, 2015 and January 1, 2016

Printed: January 4, 2016 10:27 am

Cash Flow Date	Transaction Description	Orig Curr Balance	Local Currency Equivalent ()							
			Principal Movement	Days	Yield	Adj Yield	Premium/ (Discount)	Interest	Total Cost	
Arkansas State Treasury (Con't)										
Commercial Paper Disc Note Invest (Con't)										
583643 - Commercial Paper - Tran Type: COMM PAPER, Start: October 8, 2015, Maturity: October 22, 2015										
10/22/15	MMkt - Bill Maturity	0.00	2,250,000.00	0	0.47	0.470	411.25	0.00	411.25	
1/1/16	Closing Balance	0.00	0.00	0	0.47	0.470	0.00	0.00	0.00	
							0.477	411.25	0.00	411.25
583644 - Commercial Paper - Tran Type: COMM PAPER, Start: October 8, 2015, Maturity: October 9, 2015										
7/1/15	Opening Balance	0.00	0.00	0	0.00	0.000	0.00	0.00	0.00	
10/8/15	MMkt - Bill Invest/Issue	-23,966,000.00	(23,966,000.00)	1	0.40	0.406	0.00	0.00	0.00	
10/9/15	MMkt - Bill Maturity	0.00	23,966,000.00	0	0.40	0.400	266.29	0.00	266.29	
1/1/16	Closing Balance	0.00	0.00	0	0.40	0.400	0.00	0.00	0.00	
							0.406	266.29	0.00	266.29
583645 - Commercial Paper - Tran Type: COMM PAPER, Start: October 8, 2015, Maturity: October 22, 2015										
7/1/15	Opening Balance	0.00	0.00	0	0.00	0.000	0.00	0.00	0.00	
10/8/15	MMkt - Bill Invest/Issue	-11,567,000.00	(11,567,000.00)	14	0.45	0.457	0.00	0.00	0.00	
10/22/15	MMkt - Bill Maturity	0.00	11,567,000.00	0	0.45	0.450	2,024.23	0.00	2,024.23	
1/1/16	Closing Balance	0.00	0.00	0	0.45	0.450	0.00	0.00	0.00	
							0.457	2,024.23	0.00	2,024.23
583646 - Commercial Paper - Tran Type: COMM PAPER, Start: October 8, 2015, Maturity: November 9, 2015										
7/1/15	Opening Balance	0.00	0.00	0	0.00	0.000	0.00	0.00	0.00	
10/8/15	MMkt - Bill Invest/Issue	-14,000,000.00	(14,000,000.00)	32	0.60	0.609	0.00	0.00	0.00	
11/9/15	MMkt - Bill Maturity	0.00	14,000,000.00	0	0.60	0.600	7,466.66	0.00	7,466.66	
1/1/16	Closing Balance	0.00	0.00	0	0.60	0.600	0.00	0.00	0.00	
							0.609	7,466.66	0.00	7,466.66
583647 - Commercial Paper - Tran Type: COMM PAPER, Start: October 8, 2015, Maturity: December 1, 2015										
7/1/15	Opening Balance	0.00	0.00	0	0.00	0.000	0.00	0.00	0.00	
10/8/15	MMkt - Bill Invest/Issue	-9,000,000.00	(9,000,000.00)	54	0.65	0.660	0.00	0.00	0.00	
12/1/15	MMkt - Bill Maturity	0.00	9,000,000.00	0	0.65	0.651	8,775.00	0.00	8,775.00	
1/1/16	Closing Balance	0.00	0.00	0	0.65	0.651	0.00	0.00	0.00	
							0.660	8,775.00	0.00	8,775.00
583648 - Commercial Paper - Tran Type: COMM PAPER, Start: October 8, 2015, Maturity: October 9, 2015										
7/1/15	Opening Balance	0.00	0.00	0	0.00	0.000	0.00	0.00	0.00	
10/8/15	MMkt - Bill Invest/Issue	-35,800,000.00	(35,800,000.00)	1	0.40	0.406	0.00	0.00	0.00	
10/9/15	MMkt - Bill Maturity	0.00	35,800,000.00	0	0.40	0.400	397.78	0.00	397.78	

Return on Investment - Detail - AST

Between: July 1, 2015 and January 1, 2016

Printed: January 4, 2016 10:27 am

Cash Flow Date	Transaction Description	Orig Curr Balance	Local Currency Equivalent ()							
			Principal Movement	Days	Yield	Adj Yield	Premium/ (Discount)	Interest	Total Cost	
Arkansas State Treasury (Con't)										
Commercial Paper Disc Note Invest (Con't)										
583648 - Commercial Paper - Tran Type: COMM PAPER, Start: October 8, 2015, Maturity: October 9, 2015										
1/1/16	Closing Balance	0.00	0.00	0	0.40	0.400	0.00	0.00	0.00	0.00
						0.406	397.78	0.00	397.78	
583848 - Commercial Paper - Tran Type: COMM PAPER, Start: October 9, 2015, Maturity: October 13, 2015										
7/1/15	Opening Balance	0.00	0.00	0	0.00	0.000	0.00	0.00	0.00	0.00
10/9/15	MMkt - Bill Invest/Issue	-63,000,000.00	(63,000,000.00)	4	0.40	0.406	0.00	0.00	0.00	0.00
10/13/15	MMkt - Bill Maturity	0.00	63,000,000.00	0	0.40	0.400	2,800.02	0.00	0.00	2,800.02
1/1/16	Closing Balance	0.00	0.00	0	0.40	0.400	0.00	0.00	0.00	0.00
						0.406	2,800.02	0.00	2,800.02	
583849 - Commercial Paper - Tran Type: COMM PAPER, Start: October 9, 2015, Maturity: November 5, 2015										
7/1/15	Opening Balance	0.00	0.00	0	0.00	0.000	0.00	0.00	0.00	0.00
10/9/15	MMkt - Bill Invest/Issue	-9,000,000.00	(9,000,000.00)	27	0.63	0.640	0.00	0.00	0.00	0.00
11/5/15	MMkt - Bill Maturity	0.00	9,000,000.00	0	0.63	0.630	4,252.50	0.00	0.00	4,252.50
1/1/16	Closing Balance	0.00	0.00	0	0.63	0.630	0.00	0.00	0.00	0.00
						0.640	4,252.50	0.00	4,252.50	
583850 - Commercial Paper - Tran Type: COMM PAPER, Start: October 9, 2015, Maturity: November 19, 2015										
7/1/15	Opening Balance	0.00	0.00	0	0.00	0.000	0.00	0.00	0.00	0.00
10/9/15	MMkt - Bill Invest/Issue	-4,300,000.00	(4,300,000.00)	41	0.63	0.640	0.00	0.00	0.00	0.00
11/19/15	MMkt - Bill Maturity	0.00	4,300,000.00	0	0.63	0.630	3,085.25	0.00	0.00	3,085.25
1/1/16	Closing Balance	0.00	0.00	0	0.63	0.630	0.00	0.00	0.00	0.00
						0.640	3,085.25	0.00	3,085.25	
583851 - Commercial Paper - Tran Type: COMM PAPER, Start: October 9, 2015, Maturity: October 30, 2015										
7/1/15	Opening Balance	0.00	0.00	0	0.00	0.000	0.00	0.00	0.00	0.00
10/9/15	MMkt - Bill Invest/Issue	-20,000,000.00	(20,000,000.00)	21	0.64	0.650	0.00	0.00	0.00	0.00
10/30/15	MMkt - Bill Maturity	0.00	20,000,000.00	0	0.64	0.640	7,466.67	0.00	0.00	7,466.67
1/1/16	Closing Balance	0.00	0.00	0	0.64	0.640	0.00	0.00	0.00	0.00
						0.650	7,466.67	0.00	7,466.67	
583852 - Commercial Paper - Tran Type: COMM PAPER, Start: October 9, 2015, Maturity: October 16, 2015										
7/1/15	Opening Balance	0.00	0.00	0	0.00	0.000	0.00	0.00	0.00	0.00
10/9/15	MMkt - Bill Invest/Issue	-100,000,000.00	(100,000,000.00)	7	0.45	0.457	0.00	0.00	0.00	0.00
10/16/15	MMkt - Bill Maturity	0.00	100,000,000.00	0	0.45	0.450	8,750.01	0.00	0.00	8,750.01
1/1/16	Closing Balance	0.00	0.00	0	0.45	0.450	0.00	0.00	0.00	0.00

Return on Investment - Detail - AST

Between: July 1, 2015 and January 1, 2016

Printed: January 4, 2016 10:27 am

Cash Flow Date	Transaction Description	Orig Curr Balance	Local Currency Equivalent ()							
			Principal Movement	Days	Yield	Adj Yield	Premium/ (Discount)	Interest	Total Cost	
Arkansas State Treasury (Con't)										
Commercial Paper Disc Note Invest (Con't)										
584113 - Commercial Paper - Tran Type: COMM PAPER, Start: October 13, 2015, Maturity: October 14, 2015							0.457	8,750.01	0.00	8,750.01
7/1/15	Opening Balance	0.00	0.00	0	0.00	0.000	0.00	0.00	0.00	0.00
10/13/15	MMkt - Bill Invest/Issue	-11,000,000.00	(11,000,000.00)	1	0.40	0.406	0.00	0.00	0.00	0.00
10/14/15	MMkt - Bill Maturity	0.00	11,000,000.00	0	0.40	0.400	122.22	0.00	0.00	122.22
1/1/16	Closing Balance	0.00	0.00	0	0.40	0.400	0.00	0.00	0.00	0.00
							0.406	122.22	0.00	122.22
584119 - Commercial Paper - Tran Type: COMM PAPER, Start: October 13, 2015, Maturity: October 19, 2015										
7/1/15	Opening Balance	0.00	0.00	0	0.00	0.000	0.00	0.00	0.00	0.00
10/13/15	MMkt - Bill Invest/Issue	-40,000,000.00	(40,000,000.00)	6	0.52	0.528	0.00	0.00	0.00	0.00
10/19/15	MMkt - Bill Maturity	0.00	40,000,000.00	0	0.52	0.520	3,466.67	0.00	0.00	3,466.67
1/1/16	Closing Balance	0.00	0.00	0	0.52	0.520	0.00	0.00	0.00	0.00
							0.528	3,466.67	0.00	3,466.67
584120 - Commercial Paper - Tran Type: COMM PAPER, Start: October 13, 2015, Maturity: November 12, 2015										
7/1/15	Opening Balance	0.00	0.00	0	0.00	0.000	0.00	0.00	0.00	0.00
10/13/15	MMkt - Bill Invest/Issue	-40,000,000.00	(40,000,000.00)	30	0.67	0.681	0.00	0.00	0.00	0.00
11/12/15	MMkt - Bill Maturity	0.00	40,000,000.00	0	0.67	0.670	22,333.32	0.00	0.00	22,333.32
1/1/16	Closing Balance	0.00	0.00	0	0.67	0.670	0.00	0.00	0.00	0.00
							0.681	22,333.32	0.00	22,333.32
584264 - Commercial Paper - Tran Type: COMM PAPER, Start: October 14, 2015, Maturity: October 27, 2015										
7/1/15	Opening Balance	0.00	0.00	0	0.00	0.000	0.00	0.00	0.00	0.00
10/14/15	MMkt - Bill Invest/Issue	-25,000,000.00	(25,000,000.00)	13	0.62	0.630	0.00	0.00	0.00	0.00
10/27/15	MMkt - Bill Maturity	0.00	25,000,000.00	0	0.62	0.620	5,597.22	0.00	0.00	5,597.22
1/1/16	Closing Balance	0.00	0.00	0	0.62	0.620	0.00	0.00	0.00	0.00
							0.630	5,597.22	0.00	5,597.22
584265 - Commercial Paper - Tran Type: COMM PAPER, Start: October 14, 2015, Maturity: October 15, 2015										
7/1/15	Opening Balance	0.00	0.00	0	0.00	0.000	0.00	0.00	0.00	0.00
10/14/15	MMkt - Bill Invest/Issue	-19,000,000.00	(19,000,000.00)	1	0.40	0.406	0.00	0.00	0.00	0.00
10/15/15	MMkt - Bill Maturity	0.00	19,000,000.00	0	0.40	0.400	211.11	0.00	0.00	211.11
1/1/16	Closing Balance	0.00	0.00	0	0.40	0.400	0.00	0.00	0.00	0.00
							0.406	211.11	0.00	211.11
584266 - Commercial Paper - Tran Type: COMM PAPER, Start: October 14, 2015, Maturity: October 15, 2015										

Return on Investment - Detail - AST

Between: July 1, 2015 and January 1, 2016

Printed: January 4, 2016 10:27 am

Cash Flow Date	Transaction Description	Orig Curr Balance	Local Currency Equivalent ()							
			Principal Movement	Days	Yield	Adj Yield	Premium/ (Discount)	Interest	Total Cost	
Arkansas State Treasury (Con't)										
Commercial Paper Disc Note Invest (Con't)										
584266 - Commercial Paper - Tran Type: COMM PAPER, Start: October 14, 2015, Maturity: October 15, 2015										
7/1/15	Opening Balance	0.00	0.00	0	0.00	0.000	0.00	0.00	0.00	0.00
10/14/15	MMkt - Bill Invest/Issue	-23,966,000.00	(23,966,000.00)	1	0.40	0.406	0.00	0.00	0.00	0.00
10/15/15	MMkt - Bill Maturity	0.00	23,966,000.00	0	0.40	0.400	266.29	0.00	0.00	266.29
1/1/16	Closing Balance	0.00	0.00	0	0.40	0.400	0.00	0.00	0.00	0.00
						0.406	266.29	0.00	0.00	266.29
584267 - Commercial Paper - Tran Type: COMM PAPER, Start: October 14, 2015, Maturity: November 9, 2015										
7/1/15	Opening Balance	0.00	0.00	0	0.00	0.000	0.00	0.00	0.00	0.00
10/14/15	MMkt - Bill Invest/Issue	-12,000,000.00	(12,000,000.00)	26	0.63	0.640	0.00	0.00	0.00	0.00
11/9/15	MMkt - Bill Maturity	0.00	12,000,000.00	0	0.63	0.630	5,460.00	0.00	0.00	5,460.00
1/1/16	Closing Balance	0.00	0.00	0	0.63	0.630	0.00	0.00	0.00	0.00
						0.640	5,460.00	0.00	0.00	5,460.00
584508 - Commercial Paper - Tran Type: COMM PAPER, Start: October 15, 2015, Maturity: October 28, 2015										
7/1/15	Opening Balance	0.00	0.00	0	0.00	0.000	0.00	0.00	0.00	0.00
10/15/15	MMkt - Bill Invest/Issue	-29,700,000.00	(29,700,000.00)	13	0.50	0.508	0.00	0.00	0.00	0.00
10/28/15	MMkt - Bill Maturity	0.00	29,700,000.00	0	0.50	0.500	5,362.50	0.00	0.00	5,362.50
1/1/16	Closing Balance	0.00	0.00	0	0.50	0.500	0.00	0.00	0.00	0.00
						0.508	5,362.50	0.00	0.00	5,362.50
584509 - Commercial Paper - Tran Type: COMM PAPER, Start: October 15, 2015, Maturity: October 16, 2015										
7/1/15	Opening Balance	0.00	0.00	0	0.00	0.000	0.00	0.00	0.00	0.00
10/15/15	MMkt - Bill Invest/Issue	-5,400,000.00	(5,400,000.00)	1	0.50	0.508	0.00	0.00	0.00	0.00
10/16/15	MMkt - Bill Maturity	0.00	5,400,000.00	0	0.50	0.500	75.00	0.00	0.00	75.00
1/1/16	Closing Balance	0.00	0.00	0	0.50	0.500	0.00	0.00	0.00	0.00
						0.508	75.00	0.00	0.00	75.00
584510 - Commercial Paper - Tran Type: COMM PAPER, Start: October 15, 2015, Maturity: November 6, 2015										
7/1/15	Opening Balance	0.00	0.00	0	0.00	0.000	0.00	0.00	0.00	0.00
10/15/15	MMkt - Bill Invest/Issue	-34,000,000.00	(34,000,000.00)	22	0.48	0.487	0.00	0.00	0.00	0.00
11/6/15	MMkt - Bill Maturity	0.00	34,000,000.00	0	0.48	0.480	9,973.34	0.00	0.00	9,973.34
1/1/16	Closing Balance	0.00	0.00	0	0.48	0.480	0.00	0.00	0.00	0.00
						0.487	9,973.34	0.00	0.00	9,973.34
584724 - Commercial Paper - Tran Type: COMM PAPER, Start: October 16, 2015, Maturity: October 19, 2015										
7/1/15	Opening Balance	0.00	0.00	0	0.00	0.000	0.00	0.00	0.00	0.00

Return on Investment - Detail - AST

Between: July 1, 2015 and January 1, 2016

Printed: January 4, 2016 10:27 am

Cash Flow Date	Transaction Description	Orig Curr Balance	Local Currency Equivalent ()							
			Principal Movement	Days	Yield	Adj Yield	Premium/ (Discount)	Interest	Total Cost	
Arkansas State Treasury (Con't)										
Commercial Paper Disc Note Invest (Con't)										
584724 - Commercial Paper - Tran Type: COMM PAPER, Start: October 16, 2015, Maturity: October 19, 2015										
10/16/15	MMkt - Bill Invest/Issue	-20,000,000.00	(20,000,000.00)	3	0.40	0.406	0.00	0.00	0.00	0.00
10/19/15	MMkt - Bill Maturity	0.00	20,000,000.00	0	0.40	0.400	666.64	0.00	0.00	666.64
1/1/16	Closing Balance	0.00	0.00	0	0.40	0.400	0.00	0.00	0.00	0.00
							0.406	666.64	0.00	666.64
584725 - Commercial Paper - Tran Type: COMM PAPER, Start: October 16, 2015, Maturity: October 19, 2015										
7/1/15	Opening Balance	0.00	0.00	0	0.00	0.000	0.00	0.00	0.00	0.00
10/16/15	MMkt - Bill Invest/Issue	-14,000,000.00	(14,000,000.00)	3	0.40	0.406	0.00	0.00	0.00	0.00
10/19/15	MMkt - Bill Maturity	0.00	14,000,000.00	0	0.40	0.400	466.65	0.00	0.00	466.65
1/1/16	Closing Balance	0.00	0.00	0	0.40	0.400	0.00	0.00	0.00	0.00
							0.406	466.65	0.00	466.65
584726 - Commercial Paper - Tran Type: COMM PAPER, Start: October 16, 2015, Maturity: November 6, 2015										
7/1/15	Opening Balance	0.00	0.00	0	0.00	0.000	0.00	0.00	0.00	0.00
10/16/15	MMkt - Bill Invest/Issue	-50,000,000.00	(50,000,000.00)	21	0.50	0.508	0.00	0.00	0.00	0.00
11/6/15	MMkt - Bill Maturity	0.00	50,000,000.00	0	0.50	0.500	14,579.08	0.00	0.00	14,579.08
1/1/16	Closing Balance	0.00	0.00	0	0.50	0.500	0.00	0.00	0.00	0.00
							0.508	14,579.08	0.00	14,579.08
584727 - Commercial Paper - Tran Type: COMM PAPER, Start: October 16, 2015, Maturity: October 23, 2015										
7/1/15	Opening Balance	0.00	0.00	0	0.00	0.000	0.00	0.00	0.00	0.00
10/16/15	MMkt - Bill Invest/Issue	-110,448,000.00	(110,448,000.00)	7	0.42	0.426	0.00	0.00	0.00	0.00
10/23/15	MMkt - Bill Maturity	0.00	110,448,000.00	0	0.42	0.420	9,019.83	0.00	0.00	9,019.83
1/1/16	Closing Balance	0.00	0.00	0	0.42	0.420	0.00	0.00	0.00	0.00
							0.426	9,019.83	0.00	9,019.83
584728 - Commercial Paper - Tran Type: COMM PAPER, Start: October 16, 2015, Maturity: November 20, 2015										
7/1/15	Opening Balance	0.00	0.00	0	0.00	0.000	0.00	0.00	0.00	0.00
10/16/15	MMkt - Bill Invest/Issue	-90,000,000.00	(90,000,000.00)	35	0.60	0.609	0.00	0.00	0.00	0.00
11/20/15	MMkt - Bill Maturity	0.00	90,000,000.00	0	0.60	0.600	52,499.98	0.00	0.00	52,499.98
1/1/16	Closing Balance	0.00	0.00	0	0.60	0.600	0.00	0.00	0.00	0.00
							0.609	52,499.98	0.00	52,499.98
584729 - Commercial Paper - Tran Type: COMM PAPER, Start: October 16, 2015, Maturity: October 22, 2015										
7/1/15	Opening Balance	0.00	0.00	0	0.00	0.000	0.00	0.00	0.00	0.00
10/16/15	MMkt - Bill Invest/Issue	-15,600,000.00	(15,600,000.00)	6	0.53	0.538	0.00	0.00	0.00	0.00

Return on Investment - Detail - AST

Between: July 1, 2015 and January 1, 2016

Printed: January 4, 2016 10:27 am

Cash Flow Date	Transaction Description	Orig Curr Balance	Local Currency Equivalent ()						
			Principal Movement	Days	Yield	Adj Yield	Premium/ (Discount)	Interest	Total Cost
Arkansas State Treasury (Con't)									
Commercial Paper Disc Note Invest (Con't)									
584729 - Commercial Paper - Tran Type: COMM PAPER, Start: October 16, 2015, Maturity: October 22, 2015									
10/22/15	MMkt - Bill Maturity	0.00	15,600,000.00	0	0.53	0.530	1,378.00	0.00	1,378.00
1/1/16	Closing Balance	0.00	0.00	0	0.53	0.530	0.00	0.00	0.00
						0.538	1,378.00	0.00	1,378.00
584932 - Commercial Paper - Tran Type: COMM PAPER, Start: October 19, 2015, Maturity: October 20, 2015									
7/1/15	Opening Balance	0.00	0.00	0	0.00	0.000	0.00	0.00	0.00
10/19/15	MMkt - Bill Invest/Issue	-117,000,000.00	(117,000,000.00)	1	0.40	0.406	0.00	0.00	0.00
10/20/15	MMkt - Bill Maturity	0.00	117,000,000.00	0	0.40	0.400	1,299.99	0.00	1,299.99
1/1/16	Closing Balance	0.00	0.00	0	0.40	0.400	0.00	0.00	0.00
						0.406	1,299.99	0.00	1,299.99
584933 - Commercial Paper - Tran Type: COMM PAPER, Start: October 19, 2015, Maturity: November 5, 2015									
7/1/15	Opening Balance	0.00	0.00	0	0.00	0.000	0.00	0.00	0.00
10/19/15	MMkt - Bill Invest/Issue	-2,500,000.00	(2,500,000.00)	17	0.55	0.558	0.00	0.00	0.00
11/5/15	MMkt - Bill Maturity	0.00	2,500,000.00	0	0.55	0.550	649.31	0.00	649.31
1/1/16	Closing Balance	0.00	0.00	0	0.55	0.550	0.00	0.00	0.00
						0.558	649.31	0.00	649.31
584934 - Commercial Paper - Tran Type: COMM PAPER, Start: October 19, 2015, Maturity: November 6, 2015									
7/1/15	Opening Balance	0.00	0.00	0	0.00	0.000	0.00	0.00	0.00
10/19/15	MMkt - Bill Invest/Issue	-25,600,000.00	(25,600,000.00)	18	0.64	0.650	0.00	0.00	0.00
11/6/15	MMkt - Bill Maturity	0.00	25,600,000.00	0	0.64	0.640	8,192.00	0.00	8,192.00
1/1/16	Closing Balance	0.00	0.00	0	0.64	0.640	0.00	0.00	0.00
						0.650	8,192.00	0.00	8,192.00
584935 - Commercial Paper - Tran Type: COMM PAPER, Start: October 19, 2015, Maturity: October 22, 2015									
7/1/15	Opening Balance	0.00	0.00	0	0.00	0.000	0.00	0.00	0.00
10/19/15	MMkt - Bill Invest/Issue	-24,550,000.00	(24,550,000.00)	3	0.50	0.508	0.00	0.00	0.00
10/22/15	MMkt - Bill Maturity	0.00	24,550,000.00	0	0.50	0.500	1,022.92	0.00	1,022.92
1/1/16	Closing Balance	0.00	0.00	0	0.50	0.500	0.00	0.00	0.00
						0.508	1,022.92	0.00	1,022.92
584936 - Commercial Paper - Tran Type: COMM PAPER, Start: October 19, 2015, Maturity: October 26, 2015									
7/1/15	Opening Balance	0.00	0.00	0	0.00	0.000	0.00	0.00	0.00
10/19/15	MMkt - Bill Invest/Issue	-2,000,000.00	(2,000,000.00)	7	0.52	0.528	0.00	0.00	0.00
10/26/15	MMkt - Bill Maturity	0.00	2,000,000.00	0	0.52	0.520	202.22	0.00	202.22

Return on Investment - Detail - AST

Between: July 1, 2015 and January 1, 2016

Printed: January 4, 2016 10:27 am

Cash Flow Date	Transaction Description	Orig Curr Balance	Local Currency Equivalent ()							
			Principal Movement	Days	Yield	Adj Yield	Premium/ (Discount)	Interest	Total Cost	
Arkansas State Treasury (Con't)										
Commercial Paper Disc Note Invest (Con't)										
584936 - Commercial Paper - Tran Type: COMM PAPER, Start: October 19, 2015, Maturity: October 26, 2015										
1/1/16	Closing Balance	0.00	0.00	0	0.52	0.520	0.00	0.00	0.00	0.00
						0.528	202.22	0.00	202.22	
584937 - Commercial Paper - Tran Type: COMM PAPER, Start: October 19, 2015, Maturity: October 23, 2015										
7/1/15	Opening Balance	0.00	0.00	0	0.00	0.000	0.00	0.00	0.00	0.00
10/19/15	MMkt - Bill Invest/Issue	-30,000,000.00	(30,000,000.00)	4	0.52	0.528	0.00	0.00	0.00	0.00
10/23/15	MMkt - Bill Maturity	0.00	30,000,000.00	0	0.52	0.520	1,733.33	0.00	0.00	1,733.33
1/1/16	Closing Balance	0.00	0.00	0	0.52	0.520	0.00	0.00	0.00	0.00
						0.528	1,733.33	0.00	1,733.33	
585127 - Commercial Paper - Tran Type: COMM PAPER, Start: October 20, 2015, Maturity: October 21, 2015										
7/1/15	Opening Balance	0.00	0.00	0	0.00	0.000	0.00	0.00	0.00	0.00
10/20/15	MMkt - Bill Invest/Issue	-45,000,000.00	(45,000,000.00)	1	0.40	0.406	0.00	0.00	0.00	0.00
10/21/15	MMkt - Bill Maturity	0.00	45,000,000.00	0	0.40	0.400	499.99	0.00	0.00	499.99
1/1/16	Closing Balance	0.00	0.00	0	0.40	0.400	0.00	0.00	0.00	0.00
						0.406	499.99	0.00	499.99	
585128 - Commercial Paper - Tran Type: COMM PAPER, Start: October 20, 2015, Maturity: November 17, 2015										
7/1/15	Opening Balance	0.00	0.00	0	0.00	0.000	0.00	0.00	0.00	0.00
10/20/15	MMkt - Bill Invest/Issue	-50,000,000.00	(50,000,000.00)	28	0.47	0.477	0.00	0.00	0.00	0.00
11/17/15	MMkt - Bill Maturity	0.00	50,000,000.00	0	0.47	0.470	18,277.70	0.00	0.00	18,277.70
1/1/16	Closing Balance	0.00	0.00	0	0.47	0.470	0.00	0.00	0.00	0.00
						0.477	18,277.70	0.00	18,277.70	
585129 - Commercial Paper - Tran Type: COMM PAPER, Start: October 20, 2015, Maturity: October 21, 2015										
7/1/15	Opening Balance	0.00	0.00	0	0.00	0.000	0.00	0.00	0.00	0.00
10/20/15	MMkt - Bill Invest/Issue	-23,966,000.00	(23,966,000.00)	1	0.40	0.406	0.00	0.00	0.00	0.00
10/21/15	MMkt - Bill Maturity	0.00	23,966,000.00	0	0.40	0.400	266.29	0.00	0.00	266.29
1/1/16	Closing Balance	0.00	0.00	0	0.40	0.400	0.00	0.00	0.00	0.00
						0.406	266.29	0.00	266.29	
585130 - Commercial Paper - Tran Type: COMM PAPER, Start: October 21, 2015, Maturity: October 22, 2015										
7/1/15	Opening Balance	0.00	0.00	0	0.00	0.000	0.00	0.00	0.00	0.00
10/21/15	MMkt - Bill Invest/Issue	-64,000,000.00	(64,000,000.00)	1	0.40	0.406	0.00	0.00	0.00	0.00
10/22/15	MMkt - Bill Maturity	0.00	64,000,000.00	0	0.40	0.400	711.10	0.00	0.00	711.10
1/1/16	Closing Balance	0.00	0.00	0	0.40	0.400	0.00	0.00	0.00	0.00

Return on Investment - Detail - AST

Between: July 1, 2015 and January 1, 2016

Printed: January 4, 2016 10:27 am

Cash Flow Date	Transaction Description	Orig Curr Balance	Local Currency Equivalent ()							
			Principal Movement	Days	Yield	Adj Yield	Premium/ (Discount)	Interest	Total Cost	
Arkansas State Treasury (Con't)										
Commercial Paper Disc Note Invest (Con't)										
							0.406	711.10	0.00	711.10
585291 - Commercial Paper - Tran Type: COMM PAPER, Start: October 21, 2015, Maturity: October 22, 2015										
7/1/15	Opening Balance	0.00	0.00	0	0.00	0.000	0.00	0.00	0.00	0.00
10/21/15	MMkt - Bill Invest/Issue	-23,966,000.00	(23,966,000.00)	1	0.40	0.406	0.00	0.00	0.00	0.00
10/22/15	MMkt - Bill Maturity	0.00	23,966,000.00	0	0.40	0.400	266.29	0.00	0.00	266.29
1/1/16	Closing Balance	0.00	0.00	0	0.40	0.400	0.00	0.00	0.00	0.00
							0.406	266.29	0.00	266.29
585292 - Commercial Paper - Tran Type: COMM PAPER, Start: October 21, 2015, Maturity: October 22, 2015										
7/1/15	Opening Balance	0.00	0.00	0	0.00	0.000	0.00	0.00	0.00	0.00
10/21/15	MMkt - Bill Invest/Issue	-44,000,000.00	(44,000,000.00)	1	0.40	0.406	0.00	0.00	0.00	0.00
10/22/15	MMkt - Bill Maturity	0.00	44,000,000.00	0	0.40	0.400	488.89	0.00	0.00	488.89
1/1/16	Closing Balance	0.00	0.00	0	0.40	0.400	0.00	0.00	0.00	0.00
							0.406	488.89	0.00	488.89
585293 - Commercial Paper - Tran Type: COMM PAPER, Start: October 21, 2015, Maturity: November 19, 2015										
7/1/15	Opening Balance	0.00	0.00	0	0.00	0.000	0.00	0.00	0.00	0.00
10/21/15	MMkt - Bill Invest/Issue	-3,164,000.00	(3,164,000.00)	29	0.63	0.640	0.00	0.00	0.00	0.00
11/19/15	MMkt - Bill Maturity	0.00	3,164,000.00	0	0.63	0.630	1,605.73	0.00	0.00	1,605.73
1/1/16	Closing Balance	0.00	0.00	0	0.63	0.630	0.00	0.00	0.00	0.00
							0.640	1,605.73	0.00	1,605.73
585294 - Commercial Paper - Tran Type: COMM PAPER, Start: October 21, 2015, Maturity: October 27, 2015										
7/1/15	Opening Balance	0.00	0.00	0	0.00	0.000	0.00	0.00	0.00	0.00
10/21/15	MMkt - Bill Invest/Issue	-3,854,000.00	(3,854,000.00)	6	0.60	0.609	0.00	0.00	0.00	0.00
10/27/15	MMkt - Bill Maturity	0.00	3,854,000.00	0	0.60	0.600	385.40	0.00	0.00	385.40
1/1/16	Closing Balance	0.00	0.00	0	0.60	0.600	0.00	0.00	0.00	0.00
							0.609	385.40	0.00	385.40
585295 - Commercial Paper - Tran Type: COMM PAPER, Start: October 21, 2015, Maturity: November 20, 2015										
7/1/15	Opening Balance	0.00	0.00	0	0.00	0.000	0.00	0.00	0.00	0.00
10/21/15	MMkt - Bill Invest/Issue	-15,000,000.00	(15,000,000.00)	30	0.66	0.670	0.00	0.00	0.00	0.00
11/20/15	MMkt - Bill Maturity	0.00	15,000,000.00	0	0.66	0.660	8,250.00	0.00	0.00	8,250.00
1/1/16	Closing Balance	0.00	0.00	0	0.66	0.660	0.00	0.00	0.00	0.00
							0.670	8,250.00	0.00	8,250.00
585296 - Commercial Paper - Tran Type: COMM PAPER, Start: October 21, 2015, Maturity: November 23, 2015										

Return on Investment - Detail - AST

Between: July 1, 2015 and January 1, 2016

Printed: January 4, 2016 10:27 am

Cash Flow Date	Transaction Description	Orig Curr Balance	Local Currency Equivalent ()							
			Principal Movement	Days	Yield	Adj Yield	Premium/ (Discount)	Interest	Total Cost	
Arkansas State Treasury (Con't)										
Commercial Paper Disc Note Invest (Con't)										
585296 - Commercial Paper - Tran Type: COMM PAPER, Start: October 21, 2015, Maturity: November 23, 2015										
7/1/15	Opening Balance	0.00	0.00	0	0.00	0.000	0.00	0.00	0.00	0.00
10/21/15	MMkt - Bill Invest/Issue	-24,400,000.00	(24,400,000.00)	33	0.51	0.518	0.00	0.00	0.00	0.00
11/23/15	MMkt - Bill Maturity	0.00	24,400,000.00	0	0.51	0.510	11,407.01	0.00	0.00	11,407.01
1/1/16	Closing Balance	0.00	0.00	0	0.51	0.510	0.00	0.00	0.00	0.00
							0.518	11,407.01	0.00	11,407.01
585297 - Commercial Paper - Tran Type: COMM PAPER, Start: October 21, 2015, Maturity: November 6, 2015										
7/1/15	Opening Balance	0.00	0.00	0	0.00	0.000	0.00	0.00	0.00	0.00
10/21/15	MMkt - Bill Invest/Issue	-20,000,000.00	(20,000,000.00)	16	0.61	0.620	0.00	0.00	0.00	0.00
11/6/15	MMkt - Bill Maturity	0.00	20,000,000.00	0	0.61	0.610	5,422.22	0.00	0.00	5,422.22
1/1/16	Closing Balance	0.00	0.00	0	0.61	0.610	0.00	0.00	0.00	0.00
							0.620	5,422.22	0.00	5,422.22
585298 - Commercial Paper - Tran Type: COMM PAPER, Start: October 21, 2015, Maturity: November 6, 2015										
7/1/15	Opening Balance	0.00	0.00	0	0.00	0.000	0.00	0.00	0.00	0.00
10/21/15	MMkt - Bill Invest/Issue	-50,000,000.00	(50,000,000.00)	16	0.45	0.457	0.00	0.00	0.00	0.00
11/6/15	MMkt - Bill Maturity	0.00	50,000,000.00	0	0.45	0.450	10,000.00	0.00	0.00	10,000.00
1/1/16	Closing Balance	0.00	0.00	0	0.45	0.450	0.00	0.00	0.00	0.00
							0.457	10,000.00	0.00	10,000.00
585491 - Commercial Paper - Tran Type: COMM PAPER, Start: October 22, 2015, Maturity: October 23, 2015										
7/1/15	Opening Balance	0.00	0.00	0	0.00	0.000	0.00	0.00	0.00	0.00
10/22/15	MMkt - Bill Invest/Issue	-158,000,000.00	(158,000,000.00)	1	0.40	0.406	0.00	0.00	0.00	0.00
10/23/15	MMkt - Bill Maturity	0.00	158,000,000.00	0	0.40	0.400	1,755.54	0.00	0.00	1,755.54
1/1/16	Closing Balance	0.00	0.00	0	0.40	0.400	0.00	0.00	0.00	0.00
							0.406	1,755.54	0.00	1,755.54
585492 - BOA Securities, LLC MM - Tran Type: COMM PAPER, Start: October 22, 2015, Maturity: October 29, 2015										
7/1/15	Opening Balance	0.00	0.00	0	0.00	0.000	0.00	0.00	0.00	0.00
10/22/15	MMkt - Bill Invest/Issue	-97,700,000.00	(97,700,000.00)	7	0.48	0.480	0.00	0.00	0.00	0.00
10/29/15	MMkt - Bill Sale/Redemption	0.00	97,700,000.00	0	0.48	0.480	9,117.69	0.00	0.00	9,117.69
1/1/16	Closing Balance	0.00	0.00	0	0.48	0.480	0.00	0.00	0.00	0.00
							0.480	9,117.69	0.00	9,117.69
585493 - Commercial Paper - Tran Type: COMM PAPER, Start: October 22, 2015, Maturity: November 5, 2015										
7/1/15	Opening Balance	0.00	0.00	0	0.00	0.000	0.00	0.00	0.00	0.00

Return on Investment - Detail - AST

Between: July 1, 2015 and January 1, 2016

Printed: January 4, 2016 10:27 am

Cash Flow Date	Transaction Description	Orig Curr Balance	Local Currency Equivalent ()							
			Principal Movement	Days	Yield	Adj Yield	Premium/ (Discount)	Interest	Total Cost	
Arkansas State Treasury (Con't)										
Commercial Paper Disc Note Invest (Con't)										
585493 - Commercial Paper - Tran Type: COMM PAPER, Start: October 22, 2015, Maturity: November 5, 2015										
10/22/15	MMkt - Bill Invest/Issue	-20,840,000.00	(20,840,000.00)	14	0.50	0.508	0.00	0.00	0.00	0.00
11/5/15	MMkt - Bill Maturity	0.00	20,840,000.00	0	0.50	0.500	4,052.22	0.00	0.00	4,052.22
1/1/16	Closing Balance	0.00	0.00	0	0.50	0.500	0.00	0.00	0.00	0.00
							0.508	4,052.22	0.00	4,052.22
585494 - Commercial Paper - Tran Type: COMM PAPER, Start: October 22, 2015, Maturity: October 26, 2015										
7/1/15	Opening Balance	0.00	0.00	0	0.00	0.000	0.00	0.00	0.00	0.00
10/22/15	MMkt - Bill Invest/Issue	-5,000,000.00	(5,000,000.00)	4	0.50	0.508	0.00	0.00	0.00	0.00
10/26/15	MMkt - Bill Maturity	0.00	5,000,000.00	0	0.50	0.500	277.78	0.00	0.00	277.78
1/1/16	Closing Balance	0.00	0.00	0	0.50	0.500	0.00	0.00	0.00	0.00
							0.508	277.78	0.00	277.78
585495 - Commercial Paper - Tran Type: COMM PAPER, Start: October 22, 2015, Maturity: November 2, 2015										
7/1/15	Opening Balance	0.00	0.00	0	0.00	0.000	0.00	0.00	0.00	0.00
10/22/15	MMkt - Bill Invest/Issue	-50,000,000.00	(50,000,000.00)	11	0.55	0.558	0.00	0.00	0.00	0.00
11/2/15	MMkt - Bill Maturity	0.00	50,000,000.00	0	0.55	0.550	8,402.77	0.00	0.00	8,402.77
1/1/16	Closing Balance	0.00	0.00	0	0.55	0.550	0.00	0.00	0.00	0.00
							0.558	8,402.77	0.00	8,402.77
585496 - Commercial Paper - Tran Type: COMM PAPER, Start: October 22, 2015, Maturity: November 12, 2015										
7/1/15	Opening Balance	0.00	0.00	0	0.00	0.000	0.00	0.00	0.00	0.00
10/22/15	MMkt - Bill Invest/Issue	-20,000,000.00	(20,000,000.00)	21	0.65	0.660	0.00	0.00	0.00	0.00
11/12/15	MMkt - Bill Maturity	0.00	20,000,000.00	0	0.65	0.650	7,583.34	0.00	0.00	7,583.34
1/1/16	Closing Balance	0.00	0.00	0	0.65	0.650	0.00	0.00	0.00	0.00
							0.660	7,583.34	0.00	7,583.34
585722 - Commercial Paper - Tran Type: COMM PAPER, Start: October 23, 2015, Maturity: October 26, 2015										
7/1/15	Opening Balance	0.00	0.00	0	0.00	0.000	0.00	0.00	0.00	0.00
10/23/15	MMkt - Bill Invest/Issue	-104,000,000.00	(104,000,000.00)	3	0.40	0.406	0.00	0.00	0.00	0.00
10/26/15	MMkt - Bill Maturity	0.00	104,000,000.00	0	0.40	0.400	3,466.64	0.00	0.00	3,466.64
1/1/16	Closing Balance	0.00	0.00	0	0.40	0.400	0.00	0.00	0.00	0.00
							0.406	3,466.64	0.00	3,466.64
585723 - Commercial Paper - Tran Type: COMM PAPER, Start: October 23, 2015, Maturity: October 30, 2015										
7/1/15	Opening Balance	0.00	0.00	0	0.00	0.000	0.00	0.00	0.00	0.00
10/23/15	MMkt - Bill Invest/Issue	-15,000,000.00	(15,000,000.00)	7	0.42	0.426	0.00	0.00	0.00	0.00

Return on Investment - Detail - AST

Between: July 1, 2015 and January 1, 2016

Printed: January 4, 2016 10:27 am

Cash Flow Date	Transaction Description	Orig Curr Balance	Local Currency Equivalent ()							
			Principal Movement	Days	Yield	Adj Yield	Premium/ (Discount)	Interest	Total Cost	
Arkansas State Treasury (Con't)										
Commercial Paper Disc Note Invest (Con't)										
585723 - Commercial Paper - Tran Type: COMM PAPER, Start: October 23, 2015, Maturity: October 30, 2015										
10/30/15	MMkt - Bill Maturity	0.00	15,000,000.00	0	0.42	0.420	1,225.00	0.00	1,225.00	
1/1/16	Closing Balance	0.00	0.00	0	0.42	0.420	0.00	0.00	0.00	
							0.426	1,225.00	0.00	1,225.00
585947 - Commercial Paper - Tran Type: COMM PAPER, Start: October 26, 2015, Maturity: November 25, 2015										
7/1/15	Opening Balance	0.00	0.00	0	0.00	0.000	0.00	0.00	0.00	
10/26/15	MMkt - Bill Invest/Issue	-25,000,000.00	(25,000,000.00)	30	0.47	0.477	0.00	0.00	0.00	
11/25/15	MMkt - Bill Maturity	0.00	25,000,000.00	0	0.47	0.470	9,791.58	0.00	9,791.58	
1/1/16	Closing Balance	0.00	0.00	0	0.47	0.470	0.00	0.00	0.00	
							0.477	9,791.58	0.00	9,791.58
585948 - Commercial Paper - Tran Type: COMM PAPER, Start: October 26, 2015, Maturity: October 27, 2015										
7/1/15	Opening Balance	0.00	0.00	0	0.00	0.000	0.00	0.00	0.00	
10/26/15	MMkt - Bill Invest/Issue	-44,000,000.00	(44,000,000.00)	1	0.40	0.406	0.00	0.00	0.00	
10/27/15	MMkt - Bill Maturity	0.00	44,000,000.00	0	0.40	0.400	488.88	0.00	488.88	
1/1/16	Closing Balance	0.00	0.00	0	0.40	0.400	0.00	0.00	0.00	
							0.406	488.88	0.00	488.88
586138 - Commercial Paper - Tran Type: COMM PAPER, Start: October 27, 2015, Maturity: November 13, 2015										
7/1/15	Opening Balance	0.00	0.00	0	0.00	0.000	0.00	0.00	0.00	
10/27/15	MMkt - Bill Invest/Issue	-75,000,000.00	(75,000,000.00)	17	0.61	0.620	0.00	0.00	0.00	
11/13/15	MMkt - Bill Maturity	0.00	75,000,000.00	0	0.61	0.610	21,604.18	0.00	21,604.18	
1/1/16	Closing Balance	0.00	0.00	0	0.61	0.610	0.00	0.00	0.00	
							0.620	21,604.18	0.00	21,604.18
586139 - Commercial Paper - Tran Type: COMM PAPER, Start: October 27, 2015, Maturity: November 13, 2015										
7/1/15	Opening Balance	0.00	0.00	0	0.00	0.000	0.00	0.00	0.00	
10/27/15	MMkt - Bill Invest/Issue	-46,000,000.00	(46,000,000.00)	17	0.45	0.457	0.00	0.00	0.00	
11/13/15	MMkt - Bill Maturity	0.00	46,000,000.00	0	0.45	0.450	9,775.09	0.00	9,775.09	
1/1/16	Closing Balance	0.00	0.00	0	0.45	0.450	0.00	0.00	0.00	
							0.457	9,775.09	0.00	9,775.09
586365 - Commercial Paper - Tran Type: COMM PAPER, Start: October 28, 2015, Maturity: November 2, 2015										
7/1/15	Opening Balance	0.00	0.00	0	0.00	0.000	0.00	0.00	0.00	
10/28/15	MMkt - Bill Invest/Issue	-5,000,000.00	(5,000,000.00)	5	0.52	0.528	0.00	0.00	0.00	
11/2/15	MMkt - Bill Maturity	0.00	5,000,000.00	0	0.52	0.520	361.11	0.00	361.11	

Return on Investment - Detail - AST

Between: July 1, 2015 and January 1, 2016

Printed: January 4, 2016 10:27 am

Cash Flow Date	Transaction Description	Orig Curr Balance	Local Currency Equivalent ()							
			Principal Movement	Days	Yield	Adj Yield	Premium/ (Discount)	Interest	Total Cost	
Arkansas State Treasury (Con't)										
Commercial Paper Disc Note Invest (Con't)										
586365 - Commercial Paper - Tran Type: COMM PAPER, Start: October 28, 2015, Maturity: November 2, 2015										
1/1/16	Closing Balance	0.00	0.00	0	0.52	0.520	0.00	0.00	0.00	
							0.528	361.11	0.00	361.11
586367 - Commercial Paper - Tran Type: COMM PAPER, Start: October 28, 2015, Maturity: November 25, 2015										
7/1/15	Opening Balance	0.00	0.00	0	0.00	0.000	0.00	0.00	0.00	
10/28/15	MMkt - Bill Invest/Issue	-36,000,000.00	(36,000,000.00)	28	0.51	0.518	0.00	0.00	0.00	
11/25/15	MMkt - Bill Maturity	0.00	36,000,000.00	0	0.51	0.510	14,279.99	0.00	14,279.99	
1/1/16	Closing Balance	0.00	0.00	0	0.51	0.510	0.00	0.00	0.00	
							0.518	14,279.99	0.00	14,279.99
586759 - BOA Securities, LLC MM - Tran Type: COMM PAPER, Start: October 30, 2015, Maturity: January 8, 2016										
7/1/15	Opening Balance	0.00	0.00	0	0.00	0.000	0.00	0.00	0.00	
10/30/15	MMkt - Bill Invest/Issue	-17,800,000.00	(17,800,000.00)	63	0.70	0.711	0.00	0.00	0.00	
1/1/16	Closing Balance	-17,800,000.00	(17,800,000.00)	0	0.70	0.711	21,802.03	0.00	21,802.03	
							0.711	21,802.03	0.00	21,802.03
586760 - Commercial Paper - Tran Type: COMM PAPER, Start: October 30, 2015, Maturity: December 11, 2015										
7/1/15	Opening Balance	0.00	0.00	0	0.00	0.000	0.00	0.00	0.00	
10/30/15	MMkt - Bill Invest/Issue	-20,000,000.00	(20,000,000.00)	42	0.65	0.660	0.00	0.00	0.00	
12/11/15	MMkt - Bill Maturity	0.00	20,000,000.00	0	0.65	0.650	15,166.66	0.00	15,166.66	
1/1/16	Closing Balance	0.00	0.00	0	0.65	0.650	0.00	0.00	0.00	
							0.660	15,166.66	0.00	15,166.66
586967 - Commercial Paper - Tran Type: COMM PAPER, Start: October 30, 2015, Maturity: November 6, 2015										
7/1/15	Opening Balance	0.00	0.00	0	0.00	0.000	0.00	0.00	0.00	
10/30/15	MMkt - Bill Invest/Issue	-15,767,000.00	(15,767,000.00)	7	0.45	0.457	0.00	0.00	0.00	
11/6/15	MMkt - Bill Maturity	0.00	15,767,000.00	0	0.45	0.450	1,379.61	0.00	1,379.61	
1/1/16	Closing Balance	0.00	0.00	0	0.45	0.450	0.00	0.00	0.00	
							0.457	1,379.61	0.00	1,379.61
586968 - Commercial Paper - Tran Type: COMM PAPER, Start: October 30, 2015, Maturity: November 6, 2015										
7/1/15	Opening Balance	0.00	0.00	0	0.00	0.000	0.00	0.00	0.00	
10/30/15	MMkt - Bill Invest/Issue	-32,000,000.00	(32,000,000.00)	7	0.43	0.436	0.00	0.00	0.00	
11/6/15	MMkt - Bill Maturity	0.00	32,000,000.00	0	0.43	0.430	2,675.56	0.00	2,675.56	
1/1/16	Closing Balance	0.00	0.00	0	0.43	0.430	0.00	0.00	0.00	
							0.436	2,675.56	0.00	2,675.56

Return on Investment - Detail - AST

Between: July 1, 2015 and January 1, 2016

Printed: January 4, 2016 10:27 am

Cash Flow Date	Transaction Description	Orig Curr Balance	Local Currency Equivalent ()						
			Principal Movement	Days	Yield	Adj Yield	Premium/ (Discount)	Interest	Total Cost
Arkansas State Treasury (Con't)									
Commercial Paper Disc Note Invest (Con't)									
586974 - Commercial Paper - Tran Type: COMM PAPER, Start: November 2, 2015, Maturity: November 30, 2015									
7/1/15	Opening Balance	0.00	0.00	0	0.00	0.000	0.00	0.00	0.00
11/2/15	MMkt - Bill Invest/Issue	-35,000,000.00	(35,000,000.00)	28	0.62	0.630	0.00	0.00	0.00
11/30/15	MMkt - Bill Maturity	0.00	35,000,000.00	0	0.62	0.620	16,877.77	0.00	16,877.77
1/1/16	Closing Balance	0.00	0.00	0	0.62	0.620	0.00	0.00	0.00
						0.630	16,877.77	0.00	16,877.77
586975 - Commercial Paper - Tran Type: COMM PAPER, Start: November 2, 2015, Maturity: December 28, 2015									
7/1/15	Opening Balance	0.00	0.00	0	0.00	0.000	0.00	0.00	0.00
11/2/15	MMkt - Bill Invest/Issue	-14,000,000.00	(14,000,000.00)	56	0.68	0.691	0.00	0.00	0.00
12/28/15	MMkt - Bill Maturity	0.00	14,000,000.00	0	0.68	0.681	14,808.89	0.00	14,808.89
1/1/16	Closing Balance	0.00	0.00	0	0.68	0.681	0.00	0.00	0.00
						0.691	14,808.89	0.00	14,808.89
586976 - Commercial Paper - Tran Type: COMM PAPER, Start: November 2, 2015, Maturity: November 20, 2015									
7/1/15	Opening Balance	0.00	0.00	0	0.00	0.000	0.00	0.00	0.00
11/2/15	MMkt - Bill Invest/Issue	-29,540,000.00	(29,540,000.00)	18	0.65	0.660	0.00	0.00	0.00
11/20/15	MMkt - Bill Maturity	0.00	29,540,000.00	0	0.65	0.650	9,600.50	0.00	9,600.50
1/1/16	Closing Balance	0.00	0.00	0	0.65	0.650	0.00	0.00	0.00
						0.660	9,600.50	0.00	9,600.50
586977 - BOA Securities, LLC MM - Tran Type: COMM PAPER, Start: November 2, 2015, Maturity: November 30, 2015									
7/1/15	Opening Balance	0.00	0.00	0	0.00	0.000	0.00	0.00	0.00
11/2/15	MMkt - Bill Invest/Issue	-25,000,000.00	(25,000,000.00)	28	0.65	0.650	0.00	0.00	0.00
11/30/15	MMkt - Bill Sale/Redemption	0.00	25,000,000.00	0	0.65	0.650	12,638.44	0.00	12,638.44
1/1/16	Closing Balance	0.00	0.00	0	0.65	0.650	0.00	0.00	0.00
						0.650	12,638.44	0.00	12,638.44
587500 - Commercial Paper - Tran Type: COMM PAPER, Start: November 5, 2015, Maturity: November 12, 2015									
7/1/15	Opening Balance	0.00	0.00	0	0.00	0.000	0.00	0.00	0.00
11/5/15	MMkt - Bill Invest/Issue	-10,000,000.00	(10,000,000.00)	7	0.50	0.508	0.00	0.00	0.00
11/12/15	MMkt - Bill Maturity	0.00	10,000,000.00	0	0.50	0.500	972.22	0.00	972.22
1/1/16	Closing Balance	0.00	0.00	0	0.50	0.500	0.00	0.00	0.00
						0.508	972.22	0.00	972.22
587501 - Commercial Paper - Tran Type: COMM PAPER, Start: November 5, 2015, Maturity: November 12, 2015									
7/1/15	Opening Balance	0.00	0.00	0	0.00	0.000	0.00	0.00	0.00

Return on Investment - Detail - AST

Between: July 1, 2015 and January 1, 2016

Printed: January 4, 2016 10:27 am

Cash Flow Date	Transaction Description	Orig Curr Balance	Local Currency Equivalent ()								
			Principal Movement	Days	Yield	Adj Yield	Premium/ (Discount)	Interest	Total Cost		
Arkansas State Treasury (Con't)											
Commercial Paper Disc Note Invest (Con't)											
587501 - Commercial Paper - Tran Type: COMM PAPER, Start: November 5, 2015, Maturity: November 12, 2015											
11/5/15	MMkt - Bill Invest/Issue	-16,000,000.00	(16,000,000.00)	7	0.50	0.508	0.00	0.00	0.00	0.00	
11/12/15	MMkt - Bill Maturity	0.00	16,000,000.00	0	0.50	0.500	1,555.56	0.00	0.00	1,555.56	
1/1/16	Closing Balance	0.00	0.00	0	0.50	0.500	0.00	0.00	0.00	0.00	
						0.508	1,555.56	0.00		1,555.56	
587502 - Commercial Paper - Tran Type: COMM PAPER, Start: November 5, 2015, Maturity: November 12, 2015											
7/1/15	Opening Balance	0.00	0.00	0	0.00	0.000	0.00	0.00	0.00	0.00	
11/5/15	MMkt - Bill Invest/Issue	-25,000,000.00	(25,000,000.00)	7	0.50	0.508	0.00	0.00	0.00	0.00	
11/12/15	MMkt - Bill Maturity	0.00	25,000,000.00	0	0.50	0.500	2,430.56	0.00	0.00	2,430.56	
1/1/16	Closing Balance	0.00	0.00	0	0.50	0.500	0.00	0.00	0.00	0.00	
						0.508	2,430.56	0.00		2,430.56	
587504 - Commercial Paper - Tran Type: COMM PAPER, Start: November 5, 2015, Maturity: December 3, 2015											
7/1/15	Opening Balance	0.00	0.00	0	0.00	0.000	0.00	0.00	0.00	0.00	
11/5/15	MMkt - Bill Invest/Issue	-3,500,000.00	(3,500,000.00)	28	0.60	0.609	0.00	0.00	0.00	0.00	
12/3/15	MMkt - Bill Maturity	0.00	3,500,000.00	0	0.60	0.600	1,633.33	0.00	0.00	1,633.33	
1/1/16	Closing Balance	0.00	0.00	0	0.60	0.600	0.00	0.00	0.00	0.00	
						0.609	1,633.33	0.00		1,633.33	
587681 - Commercial Paper - Tran Type: COMM PAPER, Start: November 6, 2015, Maturity: November 19, 2015											
7/1/15	Opening Balance	0.00	0.00	0	0.00	0.000	0.00	0.00	0.00	0.00	
11/6/15	MMkt - Bill Invest/Issue	-25,000,000.00	(25,000,000.00)	13	0.50	0.508	0.00	0.00	0.00	0.00	
11/19/15	MMkt - Bill Maturity	0.00	25,000,000.00	0	0.50	0.500	4,513.89	0.00	0.00	4,513.89	
1/1/16	Closing Balance	0.00	0.00	0	0.50	0.500	0.00	0.00	0.00	0.00	
						0.508	4,513.89	0.00		4,513.89	
587682 - Commercial Paper - Tran Type: COMM PAPER, Start: November 6, 2015, Maturity: December 3, 2015											
7/1/15	Opening Balance	0.00	0.00	0	0.00	0.000	0.00	0.00	0.00	0.00	
11/6/15	MMkt - Bill Invest/Issue	-6,500,000.00	(6,500,000.00)	27	0.60	0.609	0.00	0.00	0.00	0.00	
12/3/15	MMkt - Bill Maturity	0.00	6,500,000.00	0	0.60	0.600	2,925.00	0.00	0.00	2,925.00	
1/1/16	Closing Balance	0.00	0.00	0	0.60	0.600	0.00	0.00	0.00	0.00	
						0.609	2,925.00	0.00		2,925.00	
587683 - Commercial Paper - Tran Type: COMM PAPER, Start: November 6, 2015, Maturity: November 16, 2015											
7/1/15	Opening Balance	0.00	0.00	0	0.00	0.000	0.00	0.00	0.00	0.00	
11/6/15	MMkt - Bill Invest/Issue	-14,087,000.00	(14,087,000.00)	10	0.55	0.558	0.00	0.00	0.00	0.00	

Return on Investment - Detail - AST

Between: July 1, 2015 and January 1, 2016

Printed: January 4, 2016 10:27 am

Cash Flow Date	Transaction Description	Orig Curr Balance	Local Currency Equivalent ()							
			Principal Movement	Days	Yield	Adj Yield	Premium/ (Discount)	Interest	Total Cost	
Arkansas State Treasury (Con't)										
Commercial Paper Disc Note Invest (Con't)										
587683 - Commercial Paper - Tran Type: COMM PAPER, Start: November 6, 2015, Maturity: November 16, 2015										
11/16/15	MMkt - Bill Maturity	0.00	14,087,000.00	0	0.55	0.550	2,152.18	0.00	2,152.18	
1/1/16	Closing Balance	0.00	0.00	0	0.55	0.550	0.00	0.00	0.00	
							0.558	2,152.18	0.00	2,152.18
587684 - Commercial Paper - Tran Type: COMM PAPER, Start: November 6, 2015, Maturity: December 7, 2015										
7/1/15	Opening Balance	0.00	0.00	0	0.00	0.000	0.00	0.00	0.00	
11/6/15	MMkt - Bill Invest/Issue	-6,308,000.00	(6,308,000.00)	31	0.65	0.660	0.00	0.00	0.00	
12/7/15	MMkt - Bill Maturity	0.00	6,308,000.00	0	0.65	0.650	3,530.73	0.00	3,530.73	
1/1/16	Closing Balance	0.00	0.00	0	0.65	0.650	0.00	0.00	0.00	
							0.660	3,530.73	0.00	3,530.73
587685 - Commercial Paper - Tran Type: COMM PAPER, Start: November 6, 2015, Maturity: November 27, 2015										
7/1/15	Opening Balance	0.00	0.00	0	0.00	0.000	0.00	0.00	0.00	
11/6/15	MMkt - Bill Invest/Issue	-25,000,000.00	(25,000,000.00)	21	0.65	0.660	0.00	0.00	0.00	
11/27/15	MMkt - Bill Maturity	0.00	25,000,000.00	0	0.65	0.650	9,479.17	0.00	9,479.17	
1/1/16	Closing Balance	0.00	0.00	0	0.65	0.650	0.00	0.00	0.00	
							0.660	9,479.17	0.00	9,479.17
587686 - Commercial Paper - Tran Type: COMM PAPER, Start: November 6, 2015, Maturity: November 25, 2015										
7/1/15	Opening Balance	0.00	0.00	0	0.00	0.000	0.00	0.00	0.00	
11/6/15	MMkt - Bill Invest/Issue	-39,600,000.00	(39,600,000.00)	19	0.57	0.579	0.00	0.00	0.00	
11/25/15	MMkt - Bill Maturity	0.00	39,600,000.00	0	0.57	0.570	11,913.01	0.00	11,913.01	
1/1/16	Closing Balance	0.00	0.00	0	0.57	0.570	0.00	0.00	0.00	
							0.579	11,913.01	0.00	11,913.01
587884 - Trust Fund Commercial Paper - Tran Type: COMM PAPER, Start: November 5, 2015, Maturity: December 2, 2015										
7/1/15	Opening Balance	0.00	0.00	0	0.00	0.000	0.00	0.00	0.00	
11/5/15	MMkt - Bill Invest/Issue	-26,445,000.00	(26,445,000.00)	27	0.63	0.640	0.00	0.00	0.00	
12/2/15	MMkt - Bill Maturity	0.00	26,445,000.00	0	0.63	0.630	12,495.26	0.00	12,495.26	
1/1/16	Closing Balance	0.00	0.00	0	0.63	0.630	0.00	0.00	0.00	
							0.640	12,495.26	0.00	12,495.26
587894 - Commercial Paper - Tran Type: COMM PAPER, Start: November 9, 2015, Maturity: November 10, 2015										
7/1/15	Opening Balance	0.00	0.00	0	0.00	0.000	0.00	0.00	0.00	
11/9/15	MMkt - Bill Invest/Issue	-35,000,000.00	(35,000,000.00)	1	0.40	0.406	0.00	0.00	0.00	
11/10/15	MMkt - Bill Maturity	0.00	35,000,000.00	0	0.40	0.400	388.88	0.00	388.88	

Return on Investment - Detail - AST

Between: July 1, 2015 and January 1, 2016

Printed: January 4, 2016 10:27 am

Cash Flow Date	Transaction Description	Orig Curr Balance	Local Currency Equivalent ()							
			Principal Movement	Days	Yield	Adj Yield	Premium/ (Discount)	Interest	Total Cost	
Arkansas State Treasury (Con't)										
Commercial Paper Disc Note Invest (Con't)										
587894 - Commercial Paper - Tran Type: COMM PAPER, Start: November 9, 2015, Maturity: November 10, 2015										
1/1/16	Closing Balance	0.00	0.00	0	0.40	0.400	0.00	0.00	0.00	0.00
							0.406	388.88	0.00	388.88
587895 - Commercial Paper - Tran Type: COMM PAPER, Start: November 9, 2015, Maturity: December 23, 2015										
7/1/15	Opening Balance	0.00	0.00	0	0.00	0.000	0.00	0.00	0.00	0.00
11/9/15	MMkt - Bill Invest/Issue	-25,000,000.00	(25,000,000.00)	44	0.68	0.691	0.00	0.00	0.00	0.00
12/23/15	MMkt - Bill Maturity	0.00	25,000,000.00	0	0.68	0.681	20,777.91	0.00	0.00	20,777.91
1/1/16	Closing Balance	0.00	0.00	0	0.68	0.681	0.00	0.00	0.00	0.00
							0.691	20,777.91	0.00	20,777.91
588256 - Suntrust Capital Markets - Tran Type: COMM PAPER, Start: November 12, 2015, Maturity: February 5, 2016										
7/1/15	Opening Balance	0.00	0.00	0	0.00	0.000	0.00	0.00	0.00	0.00
11/12/15	MMkt - Bill Invest/Issue	-50,000,000.00	(50,000,000.00)	50	0.65	0.661	0.00	0.00	0.00	0.00
1/1/16	Closing Balance	-50,000,000.00	(50,000,000.00)	0	0.65	0.661	45,110.34	0.00	0.00	45,110.34
							0.661	45,110.34	0.00	45,110.34
588257 - JP Morgan Chase - Tran Type: COMM PAPER, Start: November 12, 2015, Maturity: January 8, 2016										
7/1/15	Opening Balance	0.00	0.00	0	0.00	0.000	0.00	0.00	0.00	0.00
11/12/15	MMkt - Bill Invest/Issue	-25,000,000.00	(25,000,000.00)	50	0.50	0.508	0.00	0.00	0.00	0.00
1/1/16	Closing Balance	-25,000,000.00	(25,000,000.00)	0	0.50	0.508	17,359.43	0.00	0.00	17,359.43
							0.508	17,359.43	0.00	17,359.43
588258 - Commercial Paper - Tran Type: COMM PAPER, Start: November 12, 2015, Maturity: November 18, 2015										
7/1/15	Opening Balance	0.00	0.00	0	0.00	0.000	0.00	0.00	0.00	0.00
11/12/15	MMkt - Bill Invest/Issue	-12,400,000.00	(12,400,000.00)	6	0.50	0.508	0.00	0.00	0.00	0.00
11/18/15	MMkt - Bill Maturity	0.00	12,400,000.00	0	0.50	0.500	1,033.33	0.00	0.00	1,033.33
1/1/16	Closing Balance	0.00	0.00	0	0.50	0.500	0.00	0.00	0.00	0.00
							0.508	1,033.33	0.00	1,033.33
588259 - Suntrust Capital Markets - Tran Type: COMM PAPER, Start: November 12, 2015, Maturity: December 18, 2015										
7/1/15	Opening Balance	0.00	0.00	0	0.00	0.000	0.00	0.00	0.00	0.00
11/12/15	MMkt - Bill Invest/Issue	-50,000,000.00	(50,000,000.00)	36	0.50	0.500	0.00	0.00	0.00	0.00
12/18/15	MMkt - Bill Sale/Redemption	0.00	50,000,000.00	0	0.50	0.500	24,998.29	0.00	0.00	24,998.29
1/1/16	Closing Balance	0.00	0.00	0	0.50	0.500	0.00	0.00	0.00	0.00
							0.500	24,998.29	0.00	24,998.29
588458 - Trust Fund Commercial Paper - Tran Type: COMM PAPER, Start: November 13, 2015, Maturity: December 11, 2015										

Return on Investment - Detail - AST

Between: July 1, 2015 and January 1, 2016

Printed: January 4, 2016 10:27 am

Cash Flow Date	Transaction Description	Orig Curr Balance	Local Currency Equivalent ()							
			Principal Movement	Days	Yield	Adj Yield	Premium/ (Discount)	Interest	Total Cost	
Arkansas State Treasury (Con't)										
Commercial Paper Disc Note Invest (Con't)										
588458 - Trust Fund Commercial Paper - Tran Type: COMM PAPER, Start: November 13, 2015, Maturity: December 11, 2015										
7/1/15	Opening Balance	0.00	0.00	0	0.00	0.000	0.00	0.00	0.00	0.00
11/13/15	MMkt - Bill Invest/Issue	-5,000,000.00	(5,000,000.00)	28	0.60	0.609	0.00	0.00	0.00	0.00
12/11/15	MMkt - Bill Maturity	0.00	5,000,000.00	0	0.60	0.600	2,333.35	0.00	0.00	2,333.35
1/1/16	Closing Balance	0.00	0.00	0	0.60	0.600	0.00	0.00	0.00	0.00
							0.609	2,333.35	0.00	2,333.35
588461 - Commercial Paper - Tran Type: COMM PAPER, Start: November 16, 2015, Maturity: November 30, 2015										
7/1/15	Opening Balance	0.00	0.00	0	0.00	0.000	0.00	0.00	0.00	0.00
11/16/15	MMkt - Bill Invest/Issue	-5,000,000.00	(5,000,000.00)	14	0.62	0.630	0.00	0.00	0.00	0.00
11/30/15	MMkt - Bill Maturity	0.00	5,000,000.00	0	0.62	0.620	1,205.56	0.00	0.00	1,205.56
1/1/16	Closing Balance	0.00	0.00	0	0.62	0.620	0.00	0.00	0.00	0.00
							0.630	1,205.56	0.00	1,205.56
588465 - Commercial Paper - Tran Type: COMM PAPER, Start: November 13, 2015, Maturity: November 30, 2015										
7/1/15	Opening Balance	0.00	0.00	0	0.00	0.000	0.00	0.00	0.00	0.00
11/13/15	MMkt - Bill Invest/Issue	-11,195,000.00	(11,195,000.00)	17	0.65	0.660	0.00	0.00	0.00	0.00
11/30/15	MMkt - Bill Maturity	0.00	11,195,000.00	0	0.65	0.650	3,436.25	0.00	0.00	3,436.25
1/1/16	Closing Balance	0.00	0.00	0	0.65	0.650	0.00	0.00	0.00	0.00
							0.660	3,436.25	0.00	3,436.25
588466 - BOA Securities, LLC MM - Tran Type: COMM PAPER, Start: November 13, 2015, Maturity: January 8, 2016										
7/1/15	Opening Balance	0.00	0.00	0	0.00	0.000	0.00	0.00	0.00	0.00
11/13/15	MMkt - Bill Invest/Issue	-30,000,000.00	(30,000,000.00)	49	0.60	0.610	0.00	0.00	0.00	0.00
1/1/16	Closing Balance	-30,000,000.00	(30,000,000.00)	0	0.60	0.610	24,497.14	0.00	0.00	24,497.14
							0.610	24,497.14	0.00	24,497.14
588467 - JP Morgan Chase - Tran Type: COMM PAPER, Start: November 13, 2015, Maturity: January 25, 2016										
7/1/15	Opening Balance	0.00	0.00	0	0.00	0.000	0.00	0.00	0.00	0.00
11/13/15	MMkt - Bill Invest/Issue	-30,000,000.00	(30,000,000.00)	49	0.67	0.681	0.00	0.00	0.00	0.00
1/1/16	Closing Balance	-30,000,000.00	(30,000,000.00)	0	0.67	0.681	27,346.09	0.00	0.00	27,346.09
							0.681	27,346.09	0.00	27,346.09
588468 - Commercial Paper - Tran Type: COMM PAPER, Start: November 13, 2015, Maturity: November 23, 2015										
7/1/15	Opening Balance	0.00	0.00	0	0.00	0.000	0.00	0.00	0.00	0.00
11/13/15	MMkt - Bill Invest/Issue	-31,291,000.00	(31,291,000.00)	10	0.48	0.487	0.00	0.00	0.00	0.00
11/23/15	MMkt - Bill Maturity	0.00	31,291,000.00	0	0.48	0.480	4,172.13	0.00	0.00	4,172.13

Return on Investment - Detail - AST

Between: July 1, 2015 and January 1, 2016

Printed: January 4, 2016 10:27 am

Cash Flow Date	Transaction Description	Orig Curr Balance	Local Currency Equivalent ()							
			Principal Movement	Days	Yield	Adj Yield	Premium/ (Discount)	Interest	Total Cost	
Arkansas State Treasury (Con't)										
Commercial Paper Disc Note Invest (Con't)										
588468 - Commercial Paper - Tran Type: COMM PAPER, Start: November 13, 2015, Maturity: November 23, 2015										
7/1/15	Opening Balance	0.00	0.00	0	0.48	0.480	0.00	0.00	0.00	0.00
1/1/16	Closing Balance	0.00	0.00	0	0.48	0.480	0.00	0.00	0.00	0.00
							0.487	4,172.13	0.00	4,172.13
588682 - Commercial Paper - Tran Type: COMM PAPER, Start: November 16, 2015, Maturity: November 30, 2015										
7/1/15	Opening Balance	0.00	0.00	0	0.00	0.000	0.00	0.00	0.00	0.00
11/16/15	MMkt - Bill Invest/Issue	-25,000,000.00	(25,000,000.00)	14	0.62	0.630	0.00	0.00	0.00	0.00
11/30/15	MMkt - Bill Maturity	0.00	25,000,000.00	0	0.62	0.620	6,027.78	0.00	0.00	6,027.78
1/1/16	Closing Balance	0.00	0.00	0	0.62	0.620	0.00	0.00	0.00	0.00
							0.630	6,027.78	0.00	6,027.78
588685 - Commercial Paper - Tran Type: COMM PAPER, Start: November 16, 2015, Maturity: December 4, 2015										
7/1/15	Opening Balance	0.00	0.00	0	0.00	0.000	0.00	0.00	0.00	0.00
11/16/15	MMkt - Bill Invest/Issue	-15,500,000.00	(15,500,000.00)	18	0.60	0.609	0.00	0.00	0.00	0.00
12/4/15	MMkt - Bill Maturity	0.00	15,500,000.00	0	0.60	0.600	4,650.00	0.00	0.00	4,650.00
1/1/16	Closing Balance	0.00	0.00	0	0.60	0.600	0.00	0.00	0.00	0.00
							0.609	4,650.00	0.00	4,650.00
588686 - Suntrust Capital Markets - Tran Type: COMM PAPER, Start: November 16, 2015, Maturity: December 18, 2015										
7/1/15	Opening Balance	0.00	0.00	0	0.00	0.000	0.00	0.00	0.00	0.00
11/16/15	MMkt - Bill Invest/Issue	-31,500,000.00	(31,500,000.00)	32	0.55	0.550	0.00	0.00	0.00	0.00
12/18/15	MMkt - Bill Sale/Redemption	0.00	31,500,000.00	0	0.55	0.550	15,398.81	0.00	0.00	15,398.81
1/1/16	Closing Balance	0.00	0.00	0	0.55	0.550	0.00	0.00	0.00	0.00
							0.550	15,398.81	0.00	15,398.81
588837 - Commercial Paper - Tran Type: COMM PAPER, Start: November 17, 2015, Maturity: November 30, 2015										
7/1/15	Opening Balance	0.00	0.00	0	0.00	0.000	0.00	0.00	0.00	0.00
11/17/15	MMkt - Bill Invest/Issue	-10,000,000.00	(10,000,000.00)	13	0.60	0.609	0.00	0.00	0.00	0.00
11/30/15	MMkt - Bill Maturity	0.00	10,000,000.00	0	0.60	0.600	2,166.67	0.00	0.00	2,166.67
1/1/16	Closing Balance	0.00	0.00	0	0.60	0.600	0.00	0.00	0.00	0.00
							0.609	2,166.67	0.00	2,166.67
588838 - Commercial Paper - Tran Type: COMM PAPER, Start: November 17, 2015, Maturity: November 30, 2015										
7/1/15	Opening Balance	0.00	0.00	0	0.00	0.000	0.00	0.00	0.00	0.00
11/17/15	MMkt - Bill Invest/Issue	-16,000,000.00	(16,000,000.00)	13	0.50	0.508	0.00	0.00	0.00	0.00
11/30/15	MMkt - Bill Maturity	0.00	16,000,000.00	0	0.50	0.500	2,888.89	0.00	0.00	2,888.89
1/1/16	Closing Balance	0.00	0.00	0	0.50	0.500	0.00	0.00	0.00	0.00

Return on Investment - Detail - AST

Between: July 1, 2015 and January 1, 2016
 Printed: January 4, 2016 10:27 am

Cash Flow Date	Transaction Description	Orig Curr Balance	Local Currency Equivalent ()							
			Principal Movement	Days	Yield	Adj Yield	Premium/ (Discount)	Interest	Total Cost	
Arkansas State Treasury (Con't)										
Commercial Paper Disc Note Invest (Con't)										
588839 - Suntrust Capital Markets - Tran Type: COMM PAPER, Start: November 17, 2015, Maturity: January 8, 2016										
7/1/15	Opening Balance	0.00	0.00	0	0.00	0.000	0.00	0.00	0.00	
11/17/15	MMkt - Bill Invest/Issue	-50,000,000.00	(50,000,000.00)	45	0.61	0.620	0.00	0.00	0.00	
1/1/16	Closing Balance	-50,000,000.00	(50,000,000.00)	0	0.61	0.620	38,120.48	0.00	38,120.48	
							0.508	2,888.89	0.00	2,888.89
588840 - Suntrust Capital Markets - Tran Type: COMM PAPER, Start: November 17, 2015, Maturity: January 22, 2016										
7/1/15	Opening Balance	0.00	0.00	0	0.00	0.000	0.00	0.00	0.00	
11/17/15	MMkt - Bill Invest/Issue	-75,000,000.00	(75,000,000.00)	45	0.65	0.661	0.00	0.00	0.00	
1/1/16	Closing Balance	-75,000,000.00	(75,000,000.00)	0	0.65	0.661	60,914.35	0.00	60,914.35	
							0.620	38,120.48	0.00	38,120.48
589033 - Commercial Paper - Tran Type: COMM PAPER, Start: November 18, 2015, Maturity: November 27, 2015										
7/1/15	Opening Balance	0.00	0.00	0	0.00	0.000	0.00	0.00	0.00	
11/18/15	MMkt - Bill Invest/Issue	-50,000,000.00	(50,000,000.00)	9	0.53	0.538	0.00	0.00	0.00	
11/27/15	MMkt - Bill Maturity	0.00	50,000,000.00	0	0.53	0.530	6,625.00	0.00	6,625.00	
1/1/16	Closing Balance	0.00	0.00	0	0.53	0.530	0.00	0.00	0.00	
							0.661	60,914.35	0.00	60,914.35
589034 - JP Morgan Chase - Tran Type: COMM PAPER, Start: November 18, 2015, Maturity: January 22, 2016										
7/1/15	Opening Balance	0.00	0.00	0	0.00	0.000	0.00	0.00	0.00	
11/18/15	MMkt - Bill Invest/Issue	-10,000,000.00	(10,000,000.00)	44	0.74	0.752	0.00	0.00	0.00	
1/1/16	Closing Balance	-10,000,000.00	(10,000,000.00)	0	0.74	0.752	9,040.54	0.00	9,040.54	
							0.538	6,625.00	0.00	6,625.00
589204 - Morgan Stanley - Tran Type: COMM PAPER, Start: November 20, 2015, Maturity: January 25, 2016										
7/1/15	Opening Balance	0.00	0.00	0	0.00	0.000	0.00	0.00	0.00	
11/20/15	MMkt - Bill Invest/Issue	-1,800,000.00	(1,800,000.00)	42	0.70	0.711	0.00	0.00	0.00	
1/1/16	Closing Balance	-1,800,000.00	(1,800,000.00)	0	0.70	0.711	1,469.31	0.00	1,469.31	
							0.752	9,040.54	0.00	9,040.54
589206 - Commercial Paper - Tran Type: COMM PAPER, Start: November 19, 2015, Maturity: December 11, 2015										
7/1/15	Opening Balance	0.00	0.00	0	0.00	0.000	0.00	0.00	0.00	
11/19/15	MMkt - Bill Invest/Issue	-25,000,000.00	(25,000,000.00)	22	0.62	0.630	0.00	0.00	0.00	
12/11/15	MMkt - Bill Maturity	0.00	25,000,000.00	0	0.62	0.620	9,472.22	0.00	9,472.22	
1/1/16	Closing Balance	0.00	0.00	0	0.62	0.620	0.00	0.00	0.00	
							0.711	1,469.31	0.00	1,469.31

Return on Investment - Detail - AST

Between: July 1, 2015 and January 1, 2016

Printed: January 4, 2016 10:27 am

Cash Flow Date	Transaction Description	Orig Curr Balance	Local Currency Equivalent ()							
			Principal Movement	Days	Yield	Adj Yield	Premium/ (Discount)	Interest	Total Cost	
Arkansas State Treasury (Con't)										
Commercial Paper Disc Note Invest (Con't)										
589209 - JP Morgan Chase - Tran Type: COMM PAPER, Start: November 19, 2015, Maturity: January 22, 2016										
7/1/15	Opening Balance	0.00	0.00	0	0.00	0.000	0.00	0.00	0.00	
11/19/15	MMkt - Bill Invest/Issue	-35,000,000.00	(35,000,000.00)	43	0.70	0.711	0.00	0.00	0.00	
1/1/16	Closing Balance	-35,000,000.00	(35,000,000.00)	0	0.70	0.711	29,251.98	0.00	29,251.98	
							0.630	9,472.22	0.00	9,472.22
589210 - Suntrust Capital Markets - Tran Type: COMM PAPER, Start: November 19, 2015, Maturity: January 22, 2016										
7/1/15	Opening Balance	0.00	0.00	0	0.00	0.000	0.00	0.00	0.00	
11/19/15	MMkt - Bill Invest/Issue	-70,000,000.00	(70,000,000.00)	43	0.62	0.630	0.00	0.00	0.00	
1/1/16	Closing Balance	-70,000,000.00	(70,000,000.00)	0	0.62	0.630	51,820.30	0.00	51,820.30	
							0.630	29,251.98	0.00	29,251.98
589582 - Commercial Paper - Tran Type: COMM PAPER, Start: November 20, 2015, Maturity: December 23, 2015										
7/1/15	Opening Balance	0.00	0.00	0	0.00	0.000	0.00	0.00	0.00	
11/20/15	MMkt - Bill Invest/Issue	-48,000,000.00	(48,000,000.00)	33	0.62	0.630	0.00	0.00	0.00	
12/23/15	MMkt - Bill Maturity	0.00	48,000,000.00	0	0.62	0.620	27,280.02	0.00	27,280.02	
1/1/16	Closing Balance	0.00	0.00	0	0.62	0.620	0.00	0.00	0.00	
							0.630	51,820.30	0.00	51,820.30
589585 - Commercial Paper - Tran Type: COMM PAPER, Start: November 20, 2015, Maturity: December 23, 2015										
7/1/15	Opening Balance	0.00	0.00	0	0.00	0.000	0.00	0.00	0.00	
11/20/15	MMkt - Bill Invest/Issue	-40,000,000.00	(40,000,000.00)	33	0.60	0.609	0.00	0.00	0.00	
12/23/15	MMkt - Bill Maturity	0.00	40,000,000.00	0	0.60	0.600	21,999.99	0.00	21,999.99	
1/1/16	Closing Balance	0.00	0.00	0	0.60	0.600	0.00	0.00	0.00	
							0.609	21,999.99	0.00	21,999.99
589586 - Commercial Paper - Tran Type: COMM PAPER, Start: November 13, 2015, Maturity: December 23, 2015										
7/1/15	Opening Balance	0.00	0.00	0	0.00	0.000	0.00	0.00	0.00	
11/13/15	MMkt - Bill Invest/Issue	-20,000,000.00	(20,000,000.00)	40	0.60	0.609	0.00	0.00	0.00	
12/23/15	MMkt - Bill Maturity	0.00	20,000,000.00	0	0.60	0.600	13,333.33	0.00	13,333.33	
1/1/16	Closing Balance	0.00	0.00	0	0.60	0.600	0.00	0.00	0.00	
							0.609	13,333.33	0.00	13,333.33
589776 - Commercial Paper - Tran Type: COMM PAPER, Start: November 23, 2015, Maturity: December 23, 2015										
7/1/15	Opening Balance	0.00	0.00	0	0.00	0.000	0.00	0.00	0.00	
11/23/15	MMkt - Bill Invest/Issue	-14,200,000.00	(14,200,000.00)	30	0.55	0.559	0.00	0.00	0.00	

Return on Investment - Detail - AST

Between: July 1, 2015 and January 1, 2016

Printed: January 4, 2016 10:27 am

Cash Flow Date	Transaction Description	Orig Curr Balance	Local Currency Equivalent ()							
			Principal Movement	Days	Yield	Adj Yield	Premium/ (Discount)	Interest	Total Cost	
Arkansas State Treasury (Con't)										
Commercial Paper Disc Note Invest (Con't)										
589776 - Commercial Paper - Tran Type: COMM PAPER, Start: November 23, 2015, Maturity: December 23, 2015										
12/23/15	MMkt - Bill Maturity	0.00	14,200,000.00	0	0.55	0.550	6,508.33	0.00	6,508.33	
1/1/16	Closing Balance	0.00	0.00	0	0.55	0.550	0.00	0.00	0.00	
							0.559	6,508.33	0.00	6,508.33
589777 - Bank of New York - Tran Type: COMM PAPER, Start: November 23, 2015, Maturity: February 19, 2016										
7/1/15	Opening Balance	0.00	0.00	0	0.00	0.000	0.00	0.00	0.00	
11/23/15	MMkt - Bill Invest/Issue	-15,000,000.00	(15,000,000.00)	39	0.75	0.763	0.00	0.00	0.00	
1/1/16	Closing Balance	-15,000,000.00	(15,000,000.00)	0	0.75	0.763	12,175.00	0.00	12,175.00	
							0.763	12,175.00	0.00	12,175.00
589778 - Morgan Stanley - Tran Type: COMM PAPER, Start: November 23, 2015, Maturity: January 25, 2016										
7/1/15	Opening Balance	0.00	0.00	0	0.00	0.000	0.00	0.00	0.00	
11/23/15	MMkt - Bill Invest/Issue	-2,000,000.00	(2,000,000.00)	39	0.73	0.742	0.00	0.00	0.00	
1/1/16	Closing Balance	-2,000,000.00	(2,000,000.00)	0	0.73	0.742	1,580.90	0.00	1,580.90	
							0.742	1,580.90	0.00	1,580.90
589780 - JP Morgan Chase - Tran Type: COMM PAPER, Start: November 23, 2015, Maturity: January 22, 2016										
7/1/15	Opening Balance	0.00	0.00	0	0.00	0.000	0.00	0.00	0.00	
11/23/15	MMkt - Bill Invest/Issue	-11,708,000.00	(11,708,000.00)	39	0.71	0.722	0.00	0.00	0.00	
1/1/16	Closing Balance	-11,708,000.00	(11,708,000.00)	0	0.71	0.722	9,001.68	0.00	9,001.68	
							0.722	9,001.68	0.00	9,001.68
589781 - Commercial Paper - Tran Type: COMM PAPER, Start: November 23, 2015, Maturity: December 14, 2015										
7/1/15	Opening Balance	0.00	0.00	0	0.00	0.000	0.00	0.00	0.00	
11/23/15	MMkt - Bill Invest/Issue	-25,000,000.00	(25,000,000.00)	21	0.65	0.660	0.00	0.00	0.00	
12/14/15	MMkt - Bill Maturity	0.00	25,000,000.00	0	0.65	0.650	9,479.17	0.00	9,479.17	
1/1/16	Closing Balance	0.00	0.00	0	0.65	0.650	0.00	0.00	0.00	
							0.660	9,479.17	0.00	9,479.17
589972 - Commercial Paper - Tran Type: COMM PAPER, Start: November 24, 2015, Maturity: November 30, 2015										
7/1/15	Opening Balance	0.00	0.00	0	0.00	0.000	0.00	0.00	0.00	
11/24/15	MMkt - Bill Invest/Issue	-20,000,000.00	(20,000,000.00)	6	0.45	0.457	0.00	0.00	0.00	
11/30/15	MMkt - Bill Maturity	0.00	20,000,000.00	0	0.45	0.450	1,500.00	0.00	1,500.00	
1/1/16	Closing Balance	0.00	0.00	0	0.45	0.450	0.00	0.00	0.00	
							0.457	1,500.00	0.00	1,500.00
589973 - Commercial Paper - Tran Type: COMM PAPER, Start: November 24, 2015, Maturity: December 30, 2015										

Return on Investment - Detail - AST

Between: July 1, 2015 and January 1, 2016

Printed: January 4, 2016 10:27 am

Cash Flow Date	Transaction Description	Orig Curr Balance	Local Currency Equivalent ()						
			Principal Movement	Days	Yield	Adj Yield	Premium/ (Discount)	Interest	Total Cost
Arkansas State Treasury (Con't)									
Commercial Paper Disc Note Invest (Con't)									
589973 - Commercial Paper - Tran Type: COMM PAPER, Start: November 24, 2015, Maturity: December 30, 2015									
7/1/15	Opening Balance	0.00	0.00	0	0.00	0.000	0.00	0.00	0.00
11/24/15	MMkt - Bill Invest/Issue	-15,000,000.00	(15,000,000.00)	36	0.68	0.691	0.00	0.00	0.00
12/30/15	MMkt - Bill Maturity	0.00	15,000,000.00	0	0.68	0.680	10,200.00	0.00	10,200.00
1/1/16	Closing Balance	0.00	0.00	0	0.68	0.680	0.00	0.00	0.00
						0.691	10,200.00	0.00	10,200.00
589974 - Commercial Paper - Tran Type: COMM PAPER, Start: November 24, 2015, Maturity: December 14, 2015									
7/1/15	Opening Balance	0.00	0.00	0	0.00	0.000	0.00	0.00	0.00
11/24/15	MMkt - Bill Invest/Issue	-15,000,000.00	(15,000,000.00)	20	0.65	0.660	0.00	0.00	0.00
12/14/15	MMkt - Bill Maturity	0.00	15,000,000.00	0	0.65	0.650	5,416.67	0.00	5,416.67
1/1/16	Closing Balance	0.00	0.00	0	0.65	0.650	0.00	0.00	0.00
						0.660	5,416.67	0.00	5,416.67
590255 - Commercial Paper - Tran Type: COMM PAPER, Start: November 25, 2015, Maturity: November 30, 2015									
7/1/15	Opening Balance	0.00	0.00	0	0.00	0.000	0.00	0.00	0.00
11/25/15	MMkt - Bill Invest/Issue	-40,000,000.00	(40,000,000.00)	5	0.45	0.457	0.00	0.00	0.00
11/30/15	MMkt - Bill Maturity	0.00	40,000,000.00	0	0.45	0.450	2,500.00	0.00	2,500.00
1/1/16	Closing Balance	0.00	0.00	0	0.45	0.450	0.00	0.00	0.00
						0.457	2,500.00	0.00	2,500.00
590256 - Commercial Paper - Tran Type: COMM PAPER, Start: November 25, 2015, Maturity: November 30, 2015									
7/1/15	Opening Balance	0.00	0.00	0	0.00	0.000	0.00	0.00	0.00
11/25/15	MMkt - Bill Invest/Issue	-71,300,000.00	(71,300,000.00)	5	0.45	0.457	0.00	0.00	0.00
11/30/15	MMkt - Bill Maturity	0.00	71,300,000.00	0	0.45	0.450	4,456.25	0.00	4,456.25
1/1/16	Closing Balance	0.00	0.00	0	0.45	0.450	0.00	0.00	0.00
						0.457	4,456.25	0.00	4,456.25
590509 - Commercial Paper - Tran Type: COMM PAPER, Start: December 1, 2015, Maturity: December 28, 2015									
7/1/15	Opening Balance	0.00	0.00	0	0.00	0.000	0.00	0.00	0.00
12/1/15	MMkt - Bill Invest/Issue	-3,500,000.00	(3,500,000.00)	27	0.63	0.640	0.00	0.00	0.00
12/28/15	MMkt - Bill Maturity	0.00	3,500,000.00	0	0.63	0.630	1,653.75	0.00	1,653.75
1/1/16	Closing Balance	0.00	0.00	0	0.63	0.630	0.00	0.00	0.00
						0.640	1,653.75	0.00	1,653.75
590929 - Morgan Stanley - Tran Type: COMM PAPER, Start: December 2, 2015, Maturity: January 6, 2016									
7/1/15	Opening Balance	0.00	0.00	0	0.00	0.000	0.00	0.00	0.00

Return on Investment - Detail - AST

Between: July 1, 2015 and January 1, 2016

Printed: January 4, 2016 10:27 am

Cash Flow Date	Transaction Description	Orig Curr Balance	Local Currency Equivalent ()							
			Principal Movement	Days	Yield	Adj Yield	Premium/ (Discount)	Interest	Total Cost	
Arkansas State Treasury (Con't)										
Commercial Paper Disc Note Invest (Con't)										
590929 - Morgan Stanley - Tran Type: COMM PAPER, Start: December 2, 2015, Maturity: January 6, 2016										
12/2/15	MMkt - Bill Invest/Issue	-5,000,000.00	(5,000,000.00)	30	0.68	0.691	0.00	0.00	0.00	0.00
1/1/16	Closing Balance	-5,000,000.00	(5,000,000.00)	0	0.68	0.691	2,833.07	0.00	0.00	2,833.07
							0.691	2,833.07	0.00	2,833.07
590930 - Commercial Paper - Tran Type: COMM PAPER, Start: December 2, 2015, Maturity: December 23, 2015										
7/1/15	Opening Balance	0.00	0.00	0	0.00	0.000	0.00	0.00	0.00	0.00
12/2/15	MMkt - Bill Invest/Issue	-5,000,000.00	(5,000,000.00)	21	0.65	0.660	0.00	0.00	0.00	0.00
12/23/15	MMkt - Bill Maturity	0.00	5,000,000.00	0	0.65	0.650	1,895.83	0.00	0.00	1,895.83
1/1/16	Closing Balance	0.00	0.00	0	0.65	0.650	0.00	0.00	0.00	0.00
							0.660	1,895.83	0.00	1,895.83
590931 - Commercial Paper - Tran Type: COMM PAPER, Start: December 2, 2015, Maturity: December 23, 2015										
7/1/15	Opening Balance	0.00	0.00	0	0.00	0.000	0.00	0.00	0.00	0.00
12/2/15	MMkt - Bill Invest/Issue	-7,500,000.00	(7,500,000.00)	21	0.65	0.660	0.00	0.00	0.00	0.00
12/23/15	MMkt - Bill Maturity	0.00	7,500,000.00	0	0.65	0.650	2,843.75	0.00	0.00	2,843.75
1/1/16	Closing Balance	0.00	0.00	0	0.65	0.650	0.00	0.00	0.00	0.00
							0.660	2,843.75	0.00	2,843.75
590932 - Commercial Paper - Tran Type: COMM PAPER, Start: December 2, 2015, Maturity: December 18, 2015										
7/1/15	Opening Balance	0.00	0.00	0	0.00	0.000	0.00	0.00	0.00	0.00
12/2/15	MMkt - Bill Invest/Issue	-18,926,000.00	(18,926,000.00)	16	0.63	0.640	0.00	0.00	0.00	0.00
12/18/15	MMkt - Bill Maturity	0.00	18,926,000.00	0	0.63	0.630	5,299.28	0.00	0.00	5,299.28
1/1/16	Closing Balance	0.00	0.00	0	0.63	0.630	0.00	0.00	0.00	0.00
							0.640	5,299.28	0.00	5,299.28
591156 - Commercial Paper - Tran Type: COMM PAPER, Start: December 3, 2015, Maturity: December 4, 2015										
7/1/15	Opening Balance	0.00	0.00	0	0.00	0.000	0.00	0.00	0.00	0.00
12/3/15	MMkt - Bill Invest/Issue	-15,000,000.00	(15,000,000.00)	1	0.42	0.426	0.00	0.00	0.00	0.00
12/4/15	MMkt - Bill Maturity	0.00	15,000,000.00	0	0.42	0.420	175.00	0.00	0.00	175.00
1/1/16	Closing Balance	0.00	0.00	0	0.42	0.420	0.00	0.00	0.00	0.00
							0.426	175.00	0.00	175.00
591158 - Commercial Paper - Tran Type: COMM PAPER, Start: December 3, 2015, Maturity: December 28, 2015										
7/1/15	Opening Balance	0.00	0.00	0	0.00	0.000	0.00	0.00	0.00	0.00
12/3/15	MMkt - Bill Invest/Issue	-2,500,000.00	(2,500,000.00)	25	0.60	0.609	0.00	0.00	0.00	0.00
12/28/15	MMkt - Bill Maturity	0.00	2,500,000.00	0	0.60	0.600	1,041.67	0.00	0.00	1,041.67

Return on Investment - Detail - AST

Between: July 1, 2015 and January 1, 2016

Printed: January 4, 2016 10:27 am

Cash Flow Date	Transaction Description	Orig Curr Balance	Local Currency Equivalent ()							
			Principal Movement	Days	Yield	Adj Yield	Premium/ (Discount)	Interest	Total Cost	
Arkansas State Treasury (Con't)										
Commercial Paper Disc Note Invest (Con't)										
591158 - Commercial Paper - Tran Type: COMM PAPER, Start: December 3, 2015, Maturity: December 28, 2015										
1/1/16	Closing Balance	0.00	0.00	0	0.60	0.600	0.00	0.00	0.00	0.00
						0.609	1,041.67	0.00	1,041.67	
591359 - Commercial Paper - Tran Type: COMM PAPER, Start: December 4, 2015, Maturity: January 4, 2016										
7/1/15	Opening Balance	0.00	0.00	0	0.00	0.000	0.00	0.00	0.00	0.00
12/4/15	MMkt - Bill Invest/Issue	-12,000,000.00	(12,000,000.00)	28	0.75	0.762	0.00	0.00	0.00	0.00
1/1/16	Closing Balance	-12,000,000.00	(12,000,000.00)	0	0.75	0.762	6,999.56	0.00	0.00	6,999.56
						0.762	6,999.56	0.00	6,999.56	
591360 - Commercial Paper - Tran Type: COMM PAPER, Start: December 4, 2015, Maturity: January 4, 2016										
7/1/15	Opening Balance	0.00	0.00	0	0.00	0.000	0.00	0.00	0.00	0.00
12/4/15	MMkt - Bill Invest/Issue	-20,000,000.00	(20,000,000.00)	28	0.70	0.711	0.00	0.00	0.00	0.00
1/1/16	Closing Balance	-20,000,000.00	(20,000,000.00)	0	0.70	0.711	10,888.26	0.00	0.00	10,888.26
						0.711	10,888.26	0.00	10,888.26	
591362 - JP Morgan Chase - Tran Type: COMM PAPER, Start: December 4, 2015, Maturity: January 19, 2016										
7/1/15	Opening Balance	0.00	0.00	0	0.00	0.000	0.00	0.00	0.00	0.00
12/4/15	MMkt - Bill Invest/Issue	-50,000,000.00	(50,000,000.00)	28	0.80	0.813	0.00	0.00	0.00	0.00
1/1/16	Closing Balance	-50,000,000.00	(50,000,000.00)	0	0.80	0.813	31,098.65	0.00	0.00	31,098.65
						0.813	31,098.65	0.00	31,098.65	
591579 - JP Morgan Chase - Tran Type: COMM PAPER, Start: December 7, 2015, Maturity: January 11, 2016										
7/1/15	Opening Balance	0.00	0.00	0	0.00	0.000	0.00	0.00	0.00	0.00
12/7/15	MMkt - Bill Invest/Issue	-25,000,000.00	(25,000,000.00)	25	0.83	0.844	0.00	0.00	0.00	0.00
1/1/16	Closing Balance	-25,000,000.00	(25,000,000.00)	0	0.83	0.844	14,406.40	0.00	0.00	14,406.40
						0.844	14,406.40	0.00	14,406.40	
592161 - Commercial Paper - Tran Type: COMM PAPER, Start: December 10, 2015, Maturity: December 11, 2015										
7/1/15	Opening Balance	0.00	0.00	0	0.00	0.000	0.00	0.00	0.00	0.00
12/10/15	MMkt - Bill Invest/Issue	-50,000,000.00	(50,000,000.00)	1	0.55	0.558	0.00	0.00	0.00	0.00
12/11/15	MMkt - Bill Maturity	0.00	50,000,000.00	0	0.55	0.550	763.89	0.00	0.00	763.89
1/1/16	Closing Balance	0.00	0.00	0	0.55	0.550	0.00	0.00	0.00	0.00
						0.558	763.89	0.00	763.89	
592408 - Commercial Paper - Tran Type: COMM PAPER, Start: December 11, 2015, Maturity: December 15, 2015										
7/1/15	Opening Balance	0.00	0.00	0	0.00	0.000	0.00	0.00	0.00	0.00
12/11/15	MMkt - Bill Invest/Issue	-62,265,000.00	(62,265,000.00)	4	0.62	0.630	0.00	0.00	0.00	0.00

Return on Investment - Detail - AST

Between: July 1, 2015 and January 1, 2016

Printed: January 4, 2016 10:27 am

Cash Flow Date	Transaction Description	Orig Curr Balance	Local Currency Equivalent ()							
			Principal Movement	Days	Yield	Adj Yield	Premium/ (Discount)	Interest	Total Cost	
Arkansas State Treasury (Con't)										
Commercial Paper Disc Note Invest (Con't)										
592408 - Commercial Paper - Tran Type: COMM PAPER, Start: December 11, 2015, Maturity: December 15, 2015										
12/15/15	MMkt - Bill Maturity	0.00	62,265,000.00	0	0.62	0.620	4,289.35	0.00	4,289.35	
1/1/16	Closing Balance	0.00	0.00	0	0.62	0.620	0.00	0.00	0.00	
							0.630	4,289.35	0.00	4,289.35
592409 - Commercial Paper - Tran Type: COMM PAPER, Start: December 11, 2015, Maturity: December 15, 2015										
7/1/15	Opening Balance	0.00	0.00	0	0.00	0.000	0.00	0.00	0.00	
12/11/15	MMkt - Bill Invest/Issue	-40,000,000.00	(40,000,000.00)	4	0.55	0.558	0.00	0.00	0.00	
12/15/15	MMkt - Bill Maturity	0.00	40,000,000.00	0	0.55	0.550	2,444.45	0.00	2,444.45	
1/1/16	Closing Balance	0.00	0.00	0	0.55	0.550	0.00	0.00	0.00	
							0.558	2,444.45	0.00	2,444.45
592410 - JP Morgan Chase - Tran Type: COMM PAPER, Start: December 11, 2015, Maturity: January 22, 2016										
7/1/15	Opening Balance	0.00	0.00	0	0.00	0.000	0.00	0.00	0.00	
12/11/15	MMkt - Bill Invest/Issue	-50,000,000.00	(50,000,000.00)	21	0.92	0.935	0.00	0.00	0.00	
1/1/16	Closing Balance	-50,000,000.00	(50,000,000.00)	0	0.92	0.935	26,818.91	0.00	26,818.91	
							0.935	26,818.91	0.00	26,818.91
592635 - Commercial Paper - Tran Type: COMM PAPER, Start: December 14, 2015, Maturity: December 15, 2015										
7/1/15	Opening Balance	0.00	0.00	0	0.00	0.000	0.00	0.00	0.00	
12/14/15	MMkt - Bill Invest/Issue	-88,835,000.00	(88,835,000.00)	1	0.60	0.609	0.00	0.00	0.00	
12/15/15	MMkt - Bill Maturity	0.00	88,835,000.00	0	0.60	0.600	1,480.58	0.00	1,480.58	
1/1/16	Closing Balance	0.00	0.00	0	0.60	0.600	0.00	0.00	0.00	
							0.609	1,480.58	0.00	1,480.58
592636 - Suntrust Capital Markets - Tran Type: COMM PAPER, Start: December 14, 2015, Maturity: January 11, 2016										
7/1/15	Opening Balance	0.00	0.00	0	0.00	0.000	0.00	0.00	0.00	
12/14/15	MMkt - Bill Invest/Issue	-5,000,000.00	(5,000,000.00)	18	0.76	0.772	0.00	0.00	0.00	
1/1/16	Closing Balance	-5,000,000.00	(5,000,000.00)	0	0.76	0.772	1,899.60	0.00	1,899.60	
							0.772	1,899.60	0.00	1,899.60
593054 - Commercial Paper - Tran Type: COMM PAPER, Start: December 16, 2015, Maturity: December 17, 2015										
7/1/15	Opening Balance	0.00	0.00	0	0.00	0.000	0.00	0.00	0.00	
12/16/15	MMkt - Bill Invest/Issue	-50,000,000.00	(50,000,000.00)	1	0.85	0.864	0.00	0.00	0.00	
12/17/15	MMkt - Bill Maturity	0.00	50,000,000.00	0	0.85	0.850	1,180.56	0.00	1,180.56	
1/1/16	Closing Balance	0.00	0.00	0	0.85	0.850	0.00	0.00	0.00	
							0.864	1,180.56	0.00	1,180.56

Return on Investment - Detail - AST

Between: July 1, 2015 and January 1, 2016

Printed: January 4, 2016 10:27 am

Cash Flow Date	Transaction Description	Orig Curr Balance	Local Currency Equivalent ()							
			Principal Movement	Days	Yield	Adj Yield	Premium/ (Discount)	Interest	Total Cost	
Arkansas State Treasury (Con't)										
Commercial Paper Disc Note Invest (Con't)										
593055 - Commercial Paper - Tran Type: COMM PAPER, Start: December 16, 2015, Maturity: January 4, 2016										
7/1/15	Opening Balance	0.00	0.00	0	0.00	0.000	0.00	0.00	0.00	0.00
12/16/15	MMkt - Bill Invest/Issue	-34,000,000.00	(34,000,000.00)	16	1.05	1.068	0.00	0.00	0.00	0.00
1/1/16	Closing Balance	-34,000,000.00	(34,000,000.00)	0	1.05	1.068	15,865.28	0.00	0.00	15,865.28
							1.068	15,865.28	0.00	15,865.28
593056 - Commercial Paper - Tran Type: COMM PAPER, Start: December 16, 2015, Maturity: January 4, 2016										
7/1/15	Opening Balance	0.00	0.00	0	0.00	0.000	0.00	0.00	0.00	0.00
12/16/15	MMkt - Bill Invest/Issue	-46,645,000.00	(46,645,000.00)	16	0.92	0.935	0.00	0.00	0.00	0.00
1/1/16	Closing Balance	-46,645,000.00	(46,645,000.00)	0	0.92	0.935	19,071.16	0.00	0.00	19,071.16
							0.935	19,071.16	0.00	19,071.16
593223 - Commercial Paper - Tran Type: COMM PAPER, Start: December 17, 2015, Maturity: December 18, 2015										
7/1/15	Opening Balance	0.00	0.00	0	0.00	0.000	0.00	0.00	0.00	0.00
12/17/15	MMkt - Bill Invest/Issue	-139,193,000.00	(139,193,000.00)	1	0.80	0.813	0.00	0.00	0.00	0.00
12/18/15	MMkt - Bill Maturity	0.00	139,193,000.00	0	0.80	0.800	3,093.18	0.00	0.00	3,093.18
1/1/16	Closing Balance	0.00	0.00	0	0.80	0.800	0.00	0.00	0.00	0.00
							0.813	3,093.18	0.00	3,093.18
593224 - Commercial Paper - Tran Type: COMM PAPER, Start: December 17, 2015, Maturity: December 18, 2015										
7/1/15	Opening Balance	0.00	0.00	0	0.00	0.000	0.00	0.00	0.00	0.00
12/17/15	MMkt - Bill Invest/Issue	-56,000,000.00	(56,000,000.00)	1	0.85	0.864	0.00	0.00	0.00	0.00
12/18/15	MMkt - Bill Maturity	0.00	56,000,000.00	0	0.85	0.850	1,322.22	0.00	0.00	1,322.22
1/1/16	Closing Balance	0.00	0.00	0	0.85	0.850	0.00	0.00	0.00	0.00
							0.864	1,322.22	0.00	1,322.22
593776 - Commercial Paper - Tran Type: COMM PAPER, Start: December 21, 2015, Maturity: January 4, 2016										
7/1/15	Opening Balance	0.00	0.00	0	0.00	0.000	0.00	0.00	0.00	0.00
12/21/15	MMkt - Bill Invest/Issue	-28,000,000.00	(28,000,000.00)	11	1.20	1.221	0.00	0.00	0.00	0.00
1/1/16	Closing Balance	-28,000,000.00	(28,000,000.00)	0	1.20	1.221	10,265.64	0.00	0.00	10,265.64
							1.221	10,265.64	0.00	10,265.64
593777 - Commercial Paper - Tran Type: COMM PAPER, Start: December 21, 2015, Maturity: January 4, 2016										
7/1/15	Opening Balance	0.00	0.00	0	0.00	0.000	0.00	0.00	0.00	0.00
12/21/15	MMkt - Bill Invest/Issue	-9,999,000.00	(9,999,000.00)	11	1.05	1.068	0.00	0.00	0.00	0.00
1/1/16	Closing Balance	-9,999,000.00	(9,999,000.00)	0	1.05	1.068	3,207.74	0.00	0.00	3,207.74
							1.068	3,207.74	0.00	3,207.74

Return on Investment - Detail - AST

Between: July 1, 2015 and January 1, 2016

Printed: January 4, 2016 10:27 am

Cash Flow Date	Transaction Description	Orig Curr Balance	Local Currency Equivalent ()							
			Principal Movement	Days	Yield	Adj Yield	Premium/ (Discount)	Interest	Total Cost	
Arkansas State Treasury (Con't)										
Commercial Paper Disc Note Invest (Con't)										
593778 - JP Morgan Chase - Tran Type: COMM PAPER, Start: December 21, 2015, Maturity: January 19, 2016										
7/1/15	Opening Balance	0.00	0.00	0	0.00	0.000	0.00	0.00	0.00	0.00
12/21/15	MMkt - Bill Invest/Issue	-19,000,000.00	(19,000,000.00)	11	1.00	1.017	0.00	0.00	0.00	0.00
1/1/16	Closing Balance	-19,000,000.00	(19,000,000.00)	0	1.00	1.017	5,802.66	0.00	0.00	5,802.66
							1.017	5,802.66	0.00	5,802.66
593779 - Commercial Paper - Tran Type: COMM PAPER, Start: December 21, 2015, Maturity: January 4, 2016										
7/1/15	Opening Balance	0.00	0.00	0	0.00	0.000	0.00	0.00	0.00	0.00
12/21/15	MMkt - Bill Invest/Issue	-31,500,000.00	(31,500,000.00)	11	1.20	1.221	0.00	0.00	0.00	0.00
1/1/16	Closing Balance	-31,500,000.00	(31,500,000.00)	0	1.20	1.221	11,548.85	0.00	0.00	11,548.85
							1.221	11,548.85	0.00	11,548.85
593780 - Commercial Paper - Tran Type: COMM PAPER, Start: December 22, 2015, Maturity: December 24, 2015										
7/1/15	Opening Balance	0.00	0.00	0	0.00	0.000	0.00	0.00	0.00	0.00
12/22/15	MMkt - Bill Invest/Issue	-133,000,000.00	(133,000,000.00)	2	0.40	0.406	0.00	0.00	0.00	0.00
12/24/15	MMkt - Bill Maturity	0.00	133,000,000.00	0	0.40	0.400	2,955.56	0.00	0.00	2,955.56
1/1/16	Closing Balance	0.00	0.00	0	0.40	0.400	0.00	0.00	0.00	0.00
							0.406	2,955.56	0.00	2,955.56
593980 - Commercial Paper - Tran Type: COMM PAPER, Start: December 22, 2015, Maturity: December 23, 2015										
7/1/15	Opening Balance	0.00	0.00	0	0.00	0.000	0.00	0.00	0.00	0.00
12/22/15	MMkt - Bill Invest/Issue	-20,250,000.00	(20,250,000.00)	1	0.80	0.813	0.00	0.00	0.00	0.00
12/23/15	MMkt - Bill Maturity	0.00	20,250,000.00	0	0.80	0.800	450.00	0.00	0.00	450.00
1/1/16	Closing Balance	0.00	0.00	0	0.80	0.800	0.00	0.00	0.00	0.00
							0.813	450.00	0.00	450.00
594223 - Suntrust Capital Markets - Tran Type: COMM PAPER, Start: December 23, 2015, Maturity: January 19, 2016										
7/1/15	Opening Balance	0.00	0.00	0	0.00	0.000	0.00	0.00	0.00	0.00
12/23/15	MMkt - Bill Invest/Issue	-7,500,000.00	(7,500,000.00)	9	1.35	1.374	0.00	0.00	0.00	0.00
1/1/16	Closing Balance	-7,500,000.00	(7,500,000.00)	0	1.35	1.374	2,529.54	0.00	0.00	2,529.54
							1.374	2,529.54	0.00	2,529.54
594224 - Commercial Paper - Tran Type: COMM PAPER, Start: December 23, 2015, Maturity: December 28, 2015										
7/1/15	Opening Balance	0.00	0.00	0	0.00	0.000	0.00	0.00	0.00	0.00
12/23/15	MMkt - Bill Invest/Issue	-42,000,000.00	(42,000,000.00)	5	0.95	0.966	0.00	0.00	0.00	0.00
12/28/15	MMkt - Bill Maturity	0.00	42,000,000.00	0	0.95	0.950	5,541.66	0.00	0.00	5,541.66
1/1/16	Closing Balance	0.00	0.00	0	0.95	0.950	0.00	0.00	0.00	0.00

Return on Investment - Detail - AST

Between: July 1, 2015 and January 1, 2016

Printed: January 4, 2016 10:27 am

Cash Flow Date	Transaction Description	Orig Curr Balance	Local Currency Equivalent ()							
			Principal Movement	Days	Yield	Adj Yield	Premium/ (Discount)	Interest	Total Cost	
Arkansas State Treasury (Con't)										
Commercial Paper Disc Note Invest (Con't)										
594225 - Commercial Paper - Tran Type: COMM PAPER, Start: December 23, 2015, Maturity: December 24, 2015										
7/1/15	Opening Balance	0.00	0.00	0	0.00	0.000	0.00	0.00	0.00	
12/23/15	MMkt - Bill Invest/Issue	-80,000,000.00	(80,000,000.00)	1	0.85	0.864	0.00	0.00	0.00	
12/24/15	MMkt - Bill Maturity	0.00	80,000,000.00	0	0.85	0.850	1,888.89	0.00	1,888.89	
1/1/16	Closing Balance	0.00	0.00	0	0.85	0.850	0.00	0.00	0.00	
							0.966	5,541.66	0.00	5,541.66
594453 - Commercial Paper - Tran Type: COMM PAPER, Start: December 28, 2015, Maturity: December 30, 2015										
7/1/15	Opening Balance	0.00	0.00	0	0.00	0.000	0.00	0.00	0.00	
12/28/15	MMkt - Bill Invest/Issue	-12,000,000.00	(12,000,000.00)	2	0.85	0.864	0.00	0.00	0.00	
12/30/15	MMkt - Bill Maturity	0.00	12,000,000.00	0	0.85	0.850	566.67	0.00	566.67	
1/1/16	Closing Balance	0.00	0.00	0	0.85	0.850	0.00	0.00	0.00	
							0.864	1,888.89	0.00	1,888.89
594645 - JP Morgan Chase - Tran Type: COMM PAPER, Start: December 29, 2015, Maturity: January 28, 2016										
7/1/15	Opening Balance	0.00	0.00	0	0.00	0.000	0.00	0.00	0.00	
12/29/15	MMkt - Bill Invest/Issue	-49,000,000.00	(49,000,000.00)	3	1.30	1.323	0.00	0.00	0.00	
1/1/16	Closing Balance	-49,000,000.00	(49,000,000.00)	0	1.30	1.323	5,303.15	0.00	5,303.15	
							1.323	5,303.15	0.00	5,303.15
594646 - Commercial Paper - Tran Type: COMM PAPER, Start: December 29, 2015, Maturity: December 30, 2015										
7/1/15	Opening Balance	0.00	0.00	0	0.00	0.000	0.00	0.00	0.00	
12/29/15	MMkt - Bill Invest/Issue	-25,000,000.00	(25,000,000.00)	1	0.50	0.508	0.00	0.00	0.00	
12/30/15	MMkt - Bill Maturity	0.00	25,000,000.00	0	0.50	0.500	347.22	0.00	347.22	
1/1/16	Closing Balance	0.00	0.00	0	0.50	0.500	0.00	0.00	0.00	
							0.508	347.22	0.00	347.22
594647 - JP Morgan Chase - Tran Type: COMM PAPER, Start: December 29, 2015, Maturity: January 28, 2016										
7/1/15	Opening Balance	0.00	0.00	0	0.00	0.000	0.00	0.00	0.00	
12/29/15	MMkt - Bill Invest/Issue	-6,000,000.00	(6,000,000.00)	3	1.30	1.323	0.00	0.00	0.00	
1/1/16	Closing Balance	-6,000,000.00	(6,000,000.00)	0	1.30	1.323	649.37	0.00	649.37	
							1.323	649.37	0.00	649.37
594911 - Commercial Paper - Tran Type: COMM PAPER, Start: December 30, 2015, Maturity: December 31, 2015										
7/1/15	Opening Balance	0.00	0.00	0	0.00	0.000	0.00	0.00	0.00	
12/30/15	MMkt - Bill Invest/Issue	-70,000,000.00	(70,000,000.00)	1	0.66	0.670	0.00	0.00	0.00	

Return on Investment - Detail - AST

Between: July 1, 2015 and January 1, 2016

Printed: January 4, 2016 10:27 am

Cash Flow Date	Transaction Description	Orig Curr Balance	Local Currency Equivalent ()							
			Principal Movement	Days	Yield	Adj Yield	Premium/ (Discount)	Interest	Total Cost	
Arkansas State Treasury (Con't)										
Commercial Paper Disc Note Invest (Con't)										
594911 - Commercial Paper - Tran Type: COMM PAPER, Start: December 30, 2015, Maturity: December 31, 2015										
12/31/15	MMkt - Bill Maturity	0.00	70,000,000.00	0	0.66	0.660	1,283.33	0.00	1,283.33	
1/1/16	Closing Balance	0.00	0.00	0	0.66	0.660	0.00	0.00	0.00	
							0.670	1,283.33	0.00	1,283.33
595090 - UBS - Tran Type: COMM PAPER, Start: December 31, 2015, Maturity: January 7, 2016										
7/1/15	Opening Balance	0.00	0.00	0	0.00	0.000	0.00	0.00	0.00	
12/31/15	MMkt - Bill Invest/Issue	-10,000,000.00	(10,000,000.00)	1	1.00	1.017	0.00	0.00	0.00	
1/1/16	Closing Balance	-10,000,000.00	(10,000,000.00)	0	1.00	1.017	277.73	0.00	277.73	
							1.017	277.73	0.00	277.73
Commercial Paper Disc Note							0.614	3,720,595.09	0.00	3,720,595.09
Demand Accounts Invest										
000000 - 1STSEC DDA - Tran Type: DDA, Start: July 1, 2004, Maturity: Overnight										
7/1/15	Opening Balance	3,000,036.99	3,000,036.99	0	0.45	0.450	0.00	36.99	36.99	
7/27/15	DDA - Balance Change	3,001,220.68	3,001,220.68	26	0.45	0.450	0.00	961.66	961.66	
7/30/15	DDA - Balance Change	3,001,220.68	3,001,220.68	3	0.45	0.450	0.00	111.00	111.00	
7/31/15	DDA - Balance Change	3,001,220.68	3,001,220.68	1	0.45	0.450	0.00	37.00	37.00	
8/26/15	DDA - Balance Change	3,002,367.72	3,002,367.72	26	0.45	0.450	0.00	962.04	962.04	
8/30/15	DDA - Balance Change	3,002,367.72	3,002,367.72	4	0.45	0.450	0.00	148.06	148.06	
8/31/15	DDA - Balance Change	3,002,367.72	3,002,367.72	1	0.45	0.450	0.00	37.02	37.02	
9/28/15	DDA - Balance Change	3,003,515.20	3,003,515.20	28	0.45	0.450	0.00	1,036.43	1,036.43	
9/30/15	DDA - Balance Change	3,003,515.20	3,003,515.20	2	0.45	0.450	0.00	74.06	74.06	
10/29/15	DDA - Balance Change	3,004,626.09	3,004,626.09	29	0.45	0.450	0.00	1,073.86	1,073.86	
10/30/15	DDA - Balance Change	3,004,626.09	3,004,626.09	1	0.45	0.450	0.00	37.04	37.04	
10/31/15	DDA - Balance Change	3,004,626.09	3,004,626.09	1	0.45	0.450	0.00	37.04	37.04	
11/19/15	DDA - Balance Change	3,005,737.39	3,005,737.39	19	0.45	0.450	0.00	703.82	703.82	
11/30/15	DDA - Balance Change	3,005,737.39	3,005,737.39	11	0.45	0.450	0.00	407.63	407.63	
12/17/15	DDA - Balance Change	5,737.39	5,737.39	17	0.45	0.450	0.00	629.97	629.97	
12/29/15	DDA - Balance Change	6,886.16	6,886.16	12	0.45	0.450	0.00	0.85	0.85	
12/30/15	DDA - Balance Change	6,886.16	6,886.16	1	0.45	0.450	0.00	0.08	0.08	
12/31/15	DDA - Balance Change	6,886.16	6,886.16	1	0.45	0.450	0.00	0.08	0.08	
1/1/16	Closing Balance	6,886.16	6,886.16	1	0.45	0.450	0.00	0.08	0.08	

Return on Investment - Detail - AST

Between: July 1, 2015 and January 1, 2016

Printed: January 4, 2016 10:27 am

Cash Flow Date	Transaction Description	Orig Curr Balance	Local Currency Equivalent ()						
			Principal Movement	Days	Yield	Adj Yield	Premium/ (Discount)	Interest	Total Cost
Arkansas State Treasury (Con't)									
Demand Accounts Invest (Con't)									
						0.450	0.00	6,294.71	6,294.71
000000 - BOA MAIN	- Tran Type: DDA, Start: July 1, 2004, Maturity: Overnight								
7/1/15	Opening Balance	1,113,756.72	1,113,756.72	0	0.07	0.070	0.00	1,030,151.13	1,030,151.13
7/2/15	DDA - Balance Change	87,409,300.77	87,409,300.77	1	0.07	0.070	0.00	2.14	2.14
7/6/15	DDA - Balance Change	918,989.74	918,989.74	4	0.07	0.070	0.00	670.54	670.54
7/7/15	DDA - Balance Change	743,993.70	743,993.70	1	0.07	0.070	0.00	1.76	1.76
7/8/15	DDA - Balance Change	733,625.88	733,625.88	1	0.07	0.070	0.00	1.43	1.43
7/9/15	DDA - Balance Change	1,172,457.64	1,172,457.64	1	0.07	0.070	0.00	1.41	1.41
7/10/15	DDA - Balance Change	519,809.03	519,809.03	1	0.07	0.070	0.00	2.25	2.25
7/13/15	DDA - Balance Change	831,762.62	831,762.62	3	0.07	0.070	0.00	2.99	2.99
7/14/15	DDA - Balance Change	172,304.02	172,304.02	1	0.07	0.070	0.00	1.60	1.60
7/15/15	DDA - Balance Change	823,582.79	823,582.79	1	0.07	0.070	0.00	0.33	0.33
7/16/15	DDA - Balance Change	756,107.85	756,107.85	1	0.07	0.070	0.00	1.58	1.58
7/17/15	DDA - Balance Change	703,404.33	703,404.33	1	0.07	0.070	0.00	1.45	1.45
7/20/15	DDA - Balance Change	203,038.09	203,038.09	3	0.07	0.070	0.00	4.05	4.05
7/21/15	DDA - Balance Change	368,606.03	368,606.03	1	0.07	0.070	0.00	0.39	0.39
7/22/15	DDA - Balance Change	274,458.28	274,458.28	1	0.07	0.070	0.00	0.71	0.71
7/23/15	DDA - Balance Change	516,221.13	516,221.13	1	0.07	0.070	0.00	0.53	0.53
7/24/15	DDA - Balance Change	471,906.06	471,906.06	1	0.07	0.070	0.00	0.99	0.99
7/27/15	DDA - Balance Change	506,175.56	506,175.56	3	0.07	0.070	0.00	2.72	2.72
7/28/15	DDA - Balance Change	417,513.66	417,513.66	1	0.07	0.070	0.00	0.97	0.97
7/29/15	DDA - Balance Change	618,546.05	618,546.05	1	0.07	0.070	0.00	0.80	0.80
7/30/15	DDA - Balance Change	831,556.71	831,556.71	1	0.07	0.070	0.00	1.19	1.19
7/31/15	DDA - Balance Change	567,849.21	567,849.21	1	0.07	0.070	0.00	1.59	1.59
8/3/15	DDA - Balance Change	145,518.64	145,518.64	3	0.07	0.070	0.00	3.27	3.27
8/4/15	DDA - Balance Change	949,999.67	949,999.67	1	0.07	0.070	0.00	0.28	0.28
8/5/15	DDA - Balance Change	555,009.29	555,009.29	1	0.07	0.070	0.00	1.82	1.82
8/6/15	DDA - Balance Change	53,964.67	53,964.67	1	0.07	0.070	0.00	1.06	1.06
8/7/15	DDA - Balance Change	450,304.82	450,304.82	1	0.07	0.070	0.00	0.10	0.10
8/10/15	DDA - Balance Change	720,736.83	720,736.83	3	0.07	0.070	0.00	2.59	2.59
8/11/15	DDA - Balance Change	1,073,780.19	1,073,780.19	1	0.07	0.070	0.00	1.38	1.38
8/12/15	DDA - Balance Change	647,875.36	647,875.36	1	0.07	0.070	0.00	2.06	2.06
8/13/15	DDA - Balance Change	555,872.95	555,872.95	1	0.07	0.070	0.00	1.24	1.24

Return on Investment - Detail - AST

Between: July 1, 2015 and January 1, 2016

Printed: January 4, 2016 10:27 am

Cash Flow Date	Transaction Description	Orig Curr Balance	Local Currency Equivalent ()						
			Principal Movement	Days	Yield	Adj Yield	Premium/ (Discount)	Interest	Total Cost
Arkansas State Treasury (Con't)									
Demand Accounts Invest (Con't)									
000000 - BOA MAIN - Tran Type: DDA, Start: July 1, 2004, Maturity: Overnight									
8/14/15	DDA - Balance Change	740,230.32	740,230.32	1	0.07	0.070	0.00	1.07	1.07
8/17/15	DDA - Balance Change	570,137.72	570,137.72	3	0.07	0.070	0.00	4.26	4.26
8/18/15	DDA - Balance Change	459,754.47	459,754.47	1	0.07	0.070	0.00	1.09	1.09
8/19/15	DDA - Balance Change	858,704.08	858,704.08	1	0.07	0.070	0.00	0.88	0.88
8/20/15	DDA - Balance Change	531,361.88	531,361.88	1	0.07	0.070	0.00	1.65	1.65
8/21/15	DDA - Balance Change	749,624.37	749,624.37	1	0.07	0.070	0.00	1.02	1.02
8/24/15	DDA - Balance Change	572,273.86	572,273.86	3	0.07	0.070	0.00	4.31	4.31
8/25/15	DDA - Balance Change	880,911.43	880,911.43	1	0.07	0.070	0.00	1.10	1.10
8/26/15	DDA - Balance Change	742,222.06	742,222.06	1	0.07	0.070	0.00	1.69	1.69
8/27/15	DDA - Balance Change	714,921.74	714,921.74	1	0.07	0.070	0.00	1.42	1.42
8/28/15	DDA - Balance Change	17,100.98	17,100.98	1	0.07	0.070	0.00	1.37	1.37
8/31/15	DDA - Balance Change	1,838,428.50	1,838,428.50	3	0.07	0.070	0.00	0.10	0.10
9/1/15	DDA - Balance Change	523,390.70	523,390.70	1	0.07	0.070	0.00	3.53	3.53
9/2/15	DDA - Balance Change	68,799.19	68,799.19	1	0.07	0.070	0.00	1.00	1.00
9/3/15	DDA - Balance Change	91,226.94	91,226.94	1	0.07	0.070	0.00	0.13	0.13
9/4/15	DDA - Balance Change	738,476.22	738,476.22	1	0.07	0.070	0.00	0.17	0.17
9/8/15	DDA - Balance Change	953,432.45	953,432.45	4	0.07	0.070	0.00	5.67	5.67
9/9/15	DDA - Balance Change	761,996.34	761,996.34	1	0.07	0.070	0.00	1.83	1.83
9/10/15	DDA - Balance Change	39,289,939.83	39,289,939.83	1	0.07	0.070	0.00	1.46	1.46
9/11/15	DDA - Balance Change	771,135.90	771,135.90	1	0.07	0.070	0.00	75.35	75.35
9/14/15	DDA - Balance Change	892,357.31	892,357.31	3	0.07	0.070	0.00	4.44	4.44
9/15/15	DDA - Balance Change	449,102.97	449,102.97	1	0.07	0.070	0.00	1.71	1.71
9/16/15	DDA - Balance Change	2,109,544.03	2,109,544.03	1	0.07	0.070	0.00	0.86	0.86
9/17/15	DDA - Balance Change	671,247.31	671,247.31	1	0.07	0.070	0.00	4.05	4.05
9/18/15	DDA - Balance Change	1,104,196.61	1,104,196.61	1	0.07	0.070	0.00	1.29	1.29
9/21/15	DDA - Balance Change	11,149.14	11,149.14	3	0.07	0.070	0.00	6.35	6.35
9/22/15	DDA - Balance Change	319,896.08	319,896.08	1	0.07	0.070	0.00	0.02	0.02
9/23/15	DDA - Balance Change	2,625,924.85	2,625,924.85	1	0.07	0.070	0.00	0.61	0.61
9/24/15	DDA - Balance Change	1,751,799.38	1,751,799.38	1	0.07	0.070	0.00	5.04	5.04
9/25/15	DDA - Balance Change	946,476.22	946,476.22	1	0.07	0.070	0.00	3.36	3.36
9/28/15	DDA - Balance Change	534,234.98	534,234.98	3	0.07	0.070	0.00	5.45	5.45
9/29/15	DDA - Balance Change	509,043.83	509,043.83	1	0.07	0.070	0.00	1.02	1.02

Return on Investment - Detail - AST

Between: July 1, 2015 and January 1, 2016

Printed: January 4, 2016 10:27 am

Cash Flow Date	Transaction Description	Orig Curr Balance	Local Currency Equivalent ()						
			Principal Movement	Days	Yield	Adj Yield	Premium/ (Discount)	Interest	Total Cost
Arkansas State Treasury (Con't)									
Demand Accounts Invest (Con't)									
000000 - BOA MAIN - Tran Type: DDA, Start: July 1, 2004, Maturity: Overnight									
9/30/15	DDA - Balance Change	354,293.81	354,293.81	1	0.07	0.070	0.00	0.98	0.98
10/1/15	DDA - Balance Change	1,134,598.90	1,134,598.90	1	0.07	0.070	0.00	0.68	0.68
10/2/15	DDA - Balance Change	646,507.49	646,507.49	1	0.07	0.070	0.00	2.18	2.18
10/5/15	DDA - Balance Change	600,465.89	600,465.89	3	0.07	0.070	0.00	3.72	3.72
10/6/15	DDA - Balance Change	534,549.91	534,549.91	1	0.07	0.070	0.00	1.15	1.15
10/7/15	DDA - Balance Change	749,281.21	749,281.21	1	0.07	0.070	0.00	1.03	1.03
10/8/15	DDA - Balance Change	21,330.69	21,330.69	1	0.07	0.070	0.00	1.44	1.44
10/9/15	DDA - Balance Change	441,193.51	441,193.51	1	0.07	0.070	0.00	0.04	0.04
10/12/15	DDA - Balance Change	9,233,346.43	9,233,346.43	3	0.07	0.070	0.00	2.54	2.54
10/13/15	DDA - Balance Change	368,911.52	368,911.52	1	0.07	0.070	0.00	17.71	17.71
10/14/15	DDA - Balance Change	578,133.12	578,133.12	1	0.07	0.070	0.00	0.71	0.71
10/15/15	DDA - Balance Change	971,901.90	971,901.90	1	0.07	0.070	0.00	1.11	1.11
10/16/15	DDA - Balance Change	741,385.00	741,385.00	1	0.07	0.070	0.00	1.86	1.86
10/19/15	DDA - Balance Change	105,087.88	105,087.88	3	0.07	0.070	0.00	4.27	4.27
10/20/15	DDA - Balance Change	369,924.75	369,924.75	1	0.07	0.070	0.00	0.20	0.20
10/21/15	DDA - Balance Change	405,526.29	405,526.29	1	0.07	0.070	0.00	0.71	0.71
10/22/15	DDA - Balance Change	1,188,235.24	1,188,235.24	1	0.07	0.070	0.00	0.78	0.78
10/23/15	DDA - Balance Change	477,163.75	477,163.75	1	0.07	0.070	0.00	2.28	2.28
10/26/15	DDA - Balance Change	464,834.86	464,834.86	3	0.07	0.070	0.00	2.75	2.75
10/27/15	DDA - Balance Change	447,303.40	447,303.40	1	0.07	0.070	0.00	0.89	0.89
10/28/15	DDA - Balance Change	24,977,024.71	24,977,024.71	1	0.07	0.070	0.00	0.86	0.86
10/29/15	DDA - Balance Change	666,714.91	666,714.91	1	0.07	0.070	0.00	47.90	47.90
10/30/15	DDA - Balance Change	633,517.19	633,517.19	1	0.07	0.070	0.00	1.28	1.28
11/2/15	DDA - Balance Change	373,697.45	373,697.45	3	0.07	0.070	0.00	3.64	3.64
11/3/15	DDA - Balance Change	776,497.42	776,497.42	1	0.07	0.070	0.00	0.72	0.72
11/4/15	DDA - Balance Change	830,791.81	830,791.81	1	0.07	0.070	0.00	1.49	1.49
11/5/15	DDA - Balance Change	677,118.34	677,118.34	1	0.07	0.070	0.00	1.59	1.59
11/6/15	DDA - Balance Change	1,312,999.34	1,312,999.34	1	0.07	0.070	0.00	1.30	1.30
11/9/15	DDA - Balance Change	979,733.07	979,733.07	3	0.07	0.070	0.00	7.55	7.55
11/10/15	DDA - Balance Change	948,322.73	948,322.73	1	0.07	0.070	0.00	1.88	1.88
11/12/15	DDA - Balance Change	1,110,479.38	1,110,479.38	2	0.07	0.070	0.00	3.64	3.64
11/13/15	DDA - Balance Change	259,252.12	259,252.12	1	0.07	0.070	0.00	2.13	2.13

Return on Investment - Detail - AST

Between: July 1, 2015 and January 1, 2016

Printed: January 4, 2016 10:27 am

Cash Flow Date	Transaction Description	Orig Curr Balance	Local Currency Equivalent ()						Total Cost	
			Principal Movement	Days	Yield	Adj Yield	Premium/ (Discount)	Interest		
Arkansas State Treasury (Con't)										
Demand Accounts Invest (Con't)										
000000 - BOA MAIN - Tran Type: DDA, Start: July 1, 2004, Maturity: Overnight										
11/16/15	DDA - Balance Change	689,598.15	689,598.15	3	0.07	0.070	0.00	1.49	1.49	
11/17/15	DDA - Balance Change	2,073,519.90	2,073,519.90	1	0.07	0.070	0.00	1.32	1.32	
11/18/15	DDA - Balance Change	13,645,713.86	13,645,713.86	1	0.07	0.070	0.00	3.98	3.98	
11/19/15	DDA - Balance Change	75,974.80	75,974.80	1	0.07	0.070	0.00	26.17	26.17	
11/20/15	DDA - Balance Change	565,317.71	565,317.71	1	0.07	0.070	0.00	0.15	0.15	
11/23/15	DDA - Balance Change	407,693.16	407,693.16	3	0.07	0.070	0.00	3.25	3.25	
11/24/15	DDA - Balance Change	1,010,394.91	1,010,394.91	1	0.07	0.070	0.00	0.78	0.78	
11/25/15	DDA - Balance Change	7,039,060.61	7,039,060.61	1	0.07	0.070	0.00	1.94	1.94	
11/30/15	DDA - Balance Change	825,751.07	825,751.07	5	0.07	0.070	0.00	67.50	67.50	
12/1/15	DDA - Balance Change	343,484.59	343,484.59	1	0.07	0.070	0.00	1.58	1.58	
12/2/15	DDA - Balance Change	461,665.19	461,665.19	1	0.07	0.070	0.00	0.66	0.66	
12/3/15	DDA - Balance Change	671,868.35	671,868.35	1	0.07	0.070	0.00	0.89	0.89	
12/4/15	DDA - Balance Change	674,677.91	674,677.91	1	0.07	0.070	0.00	1.29	1.29	
12/7/15	DDA - Balance Change	642,927.33	642,927.33	3	0.07	0.070	0.00	3.88	3.88	
12/8/15	DDA - Balance Change	232,313.43	232,313.43	1	0.07	0.070	0.00	1.23	1.23	
12/9/15	DDA - Balance Change	201,449.30	201,449.30	1	0.07	0.070	0.00	0.45	0.45	
12/10/15	DDA - Balance Change	544,235.96	544,235.96	1	0.07	0.070	0.00	0.39	0.39	
12/11/15	DDA - Balance Change	473,541.97	473,541.97	1	0.07	0.070	0.00	1.04	1.04	
12/14/15	DDA - Balance Change	930,200.60	930,200.60	3	0.07	0.070	0.00	2.72	2.72	
12/15/15	DDA - Balance Change	234,297.71	234,297.71	1	0.07	0.070	0.00	1.78	1.78	
12/16/15	DDA - Balance Change	523,934.73	523,934.73	1	0.07	0.070	0.00	0.45	0.45	
12/17/15	DDA - Balance Change	934,913.59	934,913.59	1	0.07	0.070	0.00	1.00	1.00	
12/18/15	DDA - Balance Change	240,625.05	240,625.05	1	0.07	0.070	0.00	1.79	1.79	
12/21/15	DDA - Balance Change	195,766.10	195,766.10	3	0.07	0.070	0.00	1.38	1.38	
12/22/15	DDA - Balance Change	1,100,110.83	1,100,110.83	1	0.07	0.070	0.00	0.38	0.38	
12/23/15	DDA - Balance Change	272,426.28	272,426.28	1	0.07	0.070	0.00	2.11	2.11	
12/28/15	DDA - Balance Change	90,544.85	90,544.85	5	0.07	0.070	0.00	2.61	2.61	
12/29/15	DDA - Balance Change	15,275.35	15,275.35	1	0.07	0.070	0.00	0.17	0.17	
12/30/15	DDA - Balance Change	971,156.81	971,156.81	1	0.07	0.070	0.00	0.03	0.03	
12/31/15	DDA - Balance Change	378,775.28	378,775.28	1	0.07	0.070	0.00	1.86	1.86	
1/1/16	Closing Balance	378,775.28	378,775.28	1	0.07	0.070	0.00	0.73	0.73	
							0.070	0.00	1,031,265.66	1,031,265.66

Return on Investment - Detail - AST

Between: July 1, 2015 and January 1, 2016

Printed: January 4, 2016 10:27 am

Cash Flow Date	Transaction Description	Orig Curr Balance	Local Currency Equivalent ()						
			Principal Movement	Days	Yield	Adj Yield	Premium/ (Discount)	Interest	Total Cost
Arkansas State Treasury (Con't)									
Demand Accounts Invest (Con't)									
000000 - CENTEN DEP - Tran Type: DDA, Start: July 1, 2004, Maturity: Overnight									
7/1/15	Opening Balance	0.00	0.00	0	0.05	0.050	0.00	0.00	0.00
1/1/16	Closing Balance	0.00	0.00	184	0.05	0.050	0.00	0.00	0.00
							0.00	0.00	0.00
000000 - CENTENNIAL - Tran Type: DDA, Start: July 1, 2004, Maturity: Overnight									
7/1/15	Opening Balance	7,346,508.14	7,346,508.14	0	0.25	0.250	0.00	704,937.76	704,937.76
7/6/15	DDA - Balance Change	8,346,508.14	8,346,508.14	5	0.25	0.250	0.00	251.59	251.59
7/7/15	DDA - Balance Change	17,346,508.14	17,346,508.14	1	0.25	0.250	0.00	57.17	57.17
7/8/15	DDA - Balance Change	15,346,508.14	15,346,508.14	1	0.25	0.250	0.00	118.81	118.81
7/9/15	DDA - Balance Change	107,346,508.14	107,346,508.14	1	0.25	0.250	0.00	105.11	105.11
7/10/15	DDA - Balance Change	78,346,508.14	78,346,508.14	1	0.25	0.250	0.00	735.25	735.25
7/13/15	DDA - Balance Change	100,346,508.14	100,346,508.14	3	0.25	0.250	0.00	1,609.86	1,609.86
7/16/15	DDA - Balance Change	54,346,508.14	54,346,508.14	3	0.25	0.250	0.00	2,061.91	2,061.91
7/17/15	DDA - Balance Change	51,346,508.14	51,346,508.14	1	0.25	0.250	0.00	372.24	372.24
7/20/15	DDA - Balance Change	78,339,808.14	78,339,808.14	3	0.25	0.250	0.00	1,055.07	1,055.07
7/21/15	DDA - Balance Change	101,339,808.14	101,339,808.14	1	0.45	0.450	0.00	536.57	536.57
7/22/15	DDA - Balance Change	114,339,808.14	114,339,808.14	1	0.45	0.450	0.00	1,249.39	1,249.39
7/23/15	DDA - Balance Change	113,339,808.14	113,339,808.14	1	0.45	0.450	0.00	1,409.67	1,409.67
7/24/15	DDA - Balance Change	109,339,808.14	109,339,808.14	1	0.45	0.450	0.00	1,397.34	1,397.34
7/27/15	DDA - Balance Change	108,346,260.53	108,346,260.53	3	0.45	0.450	0.00	4,044.08	4,044.08
7/28/15	DDA - Balance Change	111,346,260.53	111,346,260.53	1	0.45	0.450	0.00	1,335.78	1,335.78
7/29/15	DDA - Balance Change	107,346,260.53	107,346,260.53	1	0.45	0.450	0.00	1,372.76	1,372.76
7/30/15	DDA - Balance Change	94,346,260.53	94,346,260.53	1	0.45	0.450	0.00	1,323.45	1,323.45
7/31/15	DDA - Balance Change	95,346,260.53	95,346,260.53	1	0.45	0.450	0.00	1,163.17	1,163.17
8/3/15	DDA - Balance Change	98,346,260.53	98,346,260.53	3	0.45	0.450	0.00	3,526.51	3,526.51
8/4/15	DDA - Balance Change	106,346,260.53	106,346,260.53	1	0.45	0.450	0.00	1,212.49	1,212.49
8/5/15	DDA - Balance Change	102,346,260.53	102,346,260.53	1	0.45	0.450	0.00	1,311.12	1,311.12
8/6/15	DDA - Balance Change	101,346,260.53	101,346,260.53	1	0.45	0.450	0.00	1,261.80	1,261.80
8/7/15	DDA - Balance Change	103,346,260.53	103,346,260.53	1	0.45	0.450	0.00	1,249.47	1,249.47
8/10/15	DDA - Balance Change	101,346,260.53	101,346,260.53	3	0.45	0.450	0.00	3,822.40	3,822.40
8/12/15	DDA - Balance Change	99,346,260.53	99,346,260.53	2	0.45	0.450	0.00	2,498.95	2,498.95
8/14/15	DDA - Balance Change	95,346,260.53	95,346,260.53	2	0.45	0.450	0.00	2,449.63	2,449.63
8/17/15	DDA - Balance Change	103,346,260.53	103,346,260.53	3	0.45	0.450	0.00	3,526.51	3,526.51

Return on Investment - Detail - AST

Between: July 1, 2015 and January 1, 2016

Printed: January 4, 2016 10:27 am

Cash Flow Date	Transaction Description	Orig Curr Balance	Local Currency Equivalent (€)						
			Principal Movement	Days	Yield	Adj Yield	Premium/ (Discount)	Interest	Total Cost
Arkansas State Treasury (Con't)									
Demand Accounts Invest (Con't)									
000000 - CENTENNIAL - Tran Type: DDA, Start: July 1, 2004, Maturity: Overnight									
8/18/15	DDA - Balance Change	99,346,260.53	99,346,260.53	1	0.45	0.450	0.00	1,274.13	1,274.13
8/20/15	DDA - Balance Change	129,346,260.53	129,346,260.53	2	0.45	0.450	0.00	2,449.63	2,449.63
8/21/15	DDA - Balance Change	123,346,260.53	123,346,260.53	1	0.45	0.450	0.00	1,594.68	1,594.68
8/24/15	DDA - Balance Change	122,346,260.53	122,346,260.53	3	0.45	0.450	0.00	4,562.12	4,562.12
8/25/15	DDA - Balance Change	116,346,260.53	116,346,260.53	1	0.45	0.450	0.00	1,508.38	1,508.38
8/26/15	DDA - Balance Change	114,367,724.29	114,367,724.29	1	0.45	0.450	0.00	1,434.41	1,434.41
8/27/15	DDA - Balance Change	124,367,724.29	124,367,724.29	1	0.45	0.450	0.00	1,410.01	1,410.01
8/28/15	DDA - Balance Change	97,367,724.29	97,367,724.29	1	0.45	0.450	0.00	1,533.30	1,533.30
8/31/15	DDA - Balance Change	41,367,724.29	41,367,724.29	3	0.45	0.450	0.00	3,601.27	3,601.27
9/2/15	DDA - Balance Change	100,367,724.29	100,367,724.29	2	0.45	0.450	0.00	1,020.03	1,020.03
9/3/15	DDA - Balance Change	105,367,724.29	105,367,724.29	1	0.45	0.450	0.00	1,237.41	1,237.41
9/4/15	DDA - Balance Change	90,367,724.29	90,367,724.29	1	0.45	0.450	0.00	1,299.05	1,299.05
9/8/15	DDA - Balance Change	102,367,724.29	102,367,724.29	4	0.45	0.450	0.00	4,456.49	4,456.49
9/9/15	DDA - Balance Change	99,367,724.29	99,367,724.29	1	0.45	0.450	0.00	1,262.07	1,262.07
9/10/15	DDA - Balance Change	118,367,724.29	118,367,724.29	1	0.45	0.450	0.00	1,225.08	1,225.08
9/11/15	DDA - Balance Change	117,367,724.29	117,367,724.29	1	0.45	0.450	0.00	1,459.33	1,459.33
9/14/15	DDA - Balance Change	101,367,724.29	101,367,724.29	3	0.45	0.450	0.00	4,341.00	4,341.00
9/15/15	DDA - Balance Change	98,367,724.29	98,367,724.29	1	0.45	0.450	0.00	1,249.74	1,249.74
9/22/15	DDA - Balance Change	96,367,724.29	96,367,724.29	7	0.45	0.450	0.00	8,489.27	8,489.27
9/23/15	DDA - Balance Change	102,367,724.29	102,367,724.29	1	0.45	0.450	0.00	1,188.10	1,188.10
9/25/15	DDA - Balance Change	105,367,724.29	105,367,724.29	2	0.45	0.450	0.00	2,524.14	2,524.14
9/28/15	DDA - Balance Change	105,407,292.23	105,407,292.23	3	0.45	0.450	0.00	3,897.16	3,897.16
9/29/15	DDA - Balance Change	100,407,292.23	100,407,292.23	1	0.45	0.450	0.00	1,299.54	1,299.54
9/30/15	DDA - Balance Change	95,407,292.23	95,407,292.23	1	0.45	0.450	0.00	1,237.90	1,237.90
10/2/15	DDA - Balance Change	97,407,292.23	97,407,292.23	2	0.45	0.450	0.00	2,352.51	2,352.51
10/5/15	DDA - Balance Change	99,407,292.23	99,407,292.23	3	0.45	0.450	0.00	3,602.74	3,602.74
10/6/15	DDA - Balance Change	102,407,292.23	102,407,292.23	1	0.45	0.450	0.00	1,225.57	1,225.57
10/7/15	DDA - Balance Change	88,407,292.23	88,407,292.23	1	0.45	0.450	0.00	1,262.56	1,262.56
10/8/15	DDA - Balance Change	101,407,292.23	101,407,292.23	1	0.45	0.450	0.00	1,089.95	1,089.95
10/9/15	DDA - Balance Change	93,407,292.23	93,407,292.23	1	0.45	0.450	0.00	1,250.23	1,250.23
10/13/15	DDA - Balance Change	96,407,292.23	96,407,292.23	4	0.45	0.450	0.00	4,606.39	4,606.39
10/14/15	DDA - Balance Change	98,407,292.23	98,407,292.23	1	0.45	0.450	0.00	1,188.58	1,188.58

Return on Investment - Detail - AST

Between: July 1, 2015 and January 1, 2016

Printed: January 4, 2016 10:27 am

Cash Flow Date	Transaction Description	Orig Curr Balance	Local Currency Equivalent ()						Total Cost
			Principal Movement	Days	Yield	Adj Yield	Premium/ (Discount)	Interest	
Arkansas State Treasury (Con't)									
Demand Accounts Invest (Con't)									
000000 - CENTENNIAL - Tran Type: DDA, Start: July 1, 2004, Maturity: Overnight									
10/15/15	DDA - Balance Change	108,407,292.23	108,407,292.23	1	0.45	0.450	0.00	1,213.24	1,213.24
10/16/15	DDA - Balance Change	111,407,292.23	111,407,292.23	1	0.45	0.450	0.00	1,336.53	1,336.53
10/19/15	DDA - Balance Change	119,407,292.23	119,407,292.23	3	0.45	0.450	0.00	4,120.54	4,120.54
10/21/15	DDA - Balance Change	116,407,292.23	116,407,292.23	2	0.45	0.450	0.00	2,944.29	2,944.29
10/23/15	DDA - Balance Change	104,407,292.23	104,407,292.23	2	0.45	0.450	0.00	2,870.32	2,870.32
10/26/15	DDA - Balance Change	102,407,292.23	102,407,292.23	3	0.45	0.450	0.00	3,861.64	3,861.64
10/27/15	DDA - Balance Change	111,407,292.23	111,407,292.23	1	0.45	0.450	0.00	1,262.56	1,262.56
10/29/15	DDA - Balance Change	101,444,281.23	101,444,281.23	2	0.45	0.450	0.00	2,747.03	2,747.03
10/30/15	DDA - Balance Change	107,444,281.23	107,444,281.23	1	0.45	0.450	0.00	1,250.68	1,250.68
11/2/15	DDA - Balance Change	100,444,281.23	100,444,281.23	3	0.45	0.450	0.00	3,973.97	3,973.97
11/4/15	DDA - Balance Change	95,444,281.23	95,444,281.23	2	0.45	0.450	0.00	2,476.71	2,476.71
11/6/15	DDA - Balance Change	109,444,281.23	109,444,281.23	2	0.45	0.450	0.00	2,353.42	2,353.42
11/9/15	DDA - Balance Change	121,444,281.23	121,444,281.23	3	0.45	0.450	0.00	4,047.94	4,047.94
11/10/15	DDA - Balance Change	127,444,281.23	127,444,281.23	1	0.45	0.450	0.00	1,497.26	1,497.26
11/13/15	DDA - Balance Change	120,444,281.23	120,444,281.23	3	0.45	0.450	0.00	4,713.69	4,713.69
11/16/15	DDA - Balance Change	124,444,281.23	124,444,281.23	3	0.45	0.450	0.00	4,454.79	4,454.79
11/19/15	DDA - Balance Change	103,483,952.40	103,483,952.40	3	0.45	0.450	0.00	4,602.73	4,602.73
11/25/15	DDA - Balance Change	128,483,952.40	128,483,952.40	6	0.45	0.450	0.00	7,654.98	7,654.98
11/30/15	DDA - Balance Change	130,483,952.40	130,483,952.40	5	0.45	0.450	0.00	7,920.24	7,920.24
12/1/15	DDA - Balance Change	90,483,952.40	90,483,952.40	1	0.45	0.450	0.00	1,608.71	1,608.71
12/3/15	DDA - Balance Change	88,483,952.40	88,483,952.40	2	0.45	0.450	0.00	2,231.11	2,231.11
12/4/15	DDA - Balance Change	93,483,952.40	93,483,952.40	1	0.45	0.450	0.00	1,090.90	1,090.90
12/8/15	DDA - Balance Change	91,483,952.40	91,483,952.40	4	0.45	0.450	0.00	4,610.17	4,610.17
12/9/15	DDA - Balance Change	75,483,952.40	75,483,952.40	1	0.45	0.450	0.00	1,127.88	1,127.88
12/10/15	DDA - Balance Change	95,483,952.40	95,483,952.40	1	0.45	0.450	0.00	930.62	930.62
12/14/15	DDA - Balance Change	80,483,952.40	80,483,952.40	4	0.45	0.450	0.00	4,708.80	4,708.80
12/15/15	DDA - Balance Change	58,483,952.40	58,483,952.40	1	0.45	0.450	0.00	992.27	992.27
12/16/15	DDA - Balance Change	54,483,952.40	54,483,952.40	1	0.45	0.450	0.00	721.04	721.04
12/17/15	DDA - Balance Change	44,483,952.40	44,483,952.40	1	0.45	0.450	0.00	671.72	671.72
12/21/15	DDA - Balance Change	59,483,952.40	59,483,952.40	4	0.45	0.450	0.00	2,193.73	2,193.73
12/28/15	DDA - Balance Change	77,483,952.40	77,483,952.40	7	0.45	0.450	0.00	5,133.55	5,133.55
12/29/15	DDA - Balance Change	76,523,287.56	76,523,287.56	1	0.45	0.450	0.00	955.28	955.28

Return on Investment - Detail - AST

Between: July 1, 2015 and January 1, 2016

Printed: January 4, 2016 10:27 am

Cash Flow Date	Transaction Description	Orig Curr Balance	Local Currency Equivalent ()						
			Principal Movement	Days	Yield	Adj Yield	Premium/ (Discount)	Interest	Total Cost
Arkansas State Treasury (Con't)									
Demand Accounts Invest (Con't)									
000000 - CENTENNIAL - Tran Type: DDA, Start: July 1, 2004, Maturity: Overnight									
12/30/15	DDA - Balance Change	115,523,287.56	115,523,287.56	1	0.45	0.450	0.00	943.44	943.44
12/31/15	DDA - Balance Change	136,523,287.56	136,523,287.56	1	0.45	0.450	0.00	1,424.26	1,424.26
1/1/16	Closing Balance	136,523,287.56	136,523,287.56	1	0.45	0.450	0.00	1,683.16	1,683.16
						0.439	0.00	914,457.83	914,457.83
000000 - CHAMBERS - Tran Type: DDA, Start: July 1, 2004, Maturity: Overnight									
7/1/15	Opening Balance	0.00	0.00	0	0.25	0.250	0.00	54,163.18	54,163.18
1/1/16	Closing Balance	0.00	0.00	184	0.25	0.250	0.00	0.00	0.00
						0.00	0.00	54,163.18	54,163.18
000000 - DELIGHT - Tran Type: DDA, Start: July 1, 2004, Maturity: Overnight									
7/1/15	Opening Balance	0.00	0.00	0	0.25	0.250	0.00	77,308.71	77,308.71
1/1/16	Closing Balance	0.00	0.00	184	0.25	0.250	0.00	0.00	0.00
						0.00	0.00	77,308.71	77,308.71
000000 - DELTATRUST - Tran Type: DDA, Start: July 1, 2004, Maturity: Overnight									
7/1/15	Opening Balance	0.00	0.00	0	0.25	0.250	0.00	78,208.54	78,208.54
1/1/16	Closing Balance	0.00	0.00	184	0.25	0.250	0.00	0.00	0.00
						0.00	0.00	78,208.54	78,208.54
000000 - METRO DDA - Tran Type: DDA, Start: July 1, 2004, Maturity: Overnight									
7/1/15	Opening Balance	0.00	0.00	0	0.25	0.250	0.00	407.55	407.55
1/1/16	Closing Balance	0.00	0.00	184	0.25	0.250	0.00	0.00	0.00
						0.00	0.00	407.55	407.55
000000 - NEWPORT - Tran Type: DDA, Start: July 1, 2004, Maturity: Overnight									
7/1/15	Opening Balance	0.00	0.00	0	0.20	0.200	0.00	45,907.31	45,907.31
1/1/16	Closing Balance	0.00	0.00	184	0.20	0.200	0.00	0.00	0.00
						0.00	0.00	45,907.31	45,907.31
000000 - ONE BANK - Tran Type: DDA, Start: July 1, 2004, Maturity: Overnight									
7/1/15	Opening Balance	0.00	0.00	0	0.50	0.500	0.00	12,636.79	12,636.79
1/1/16	Closing Balance	0.00	0.00	184	0.50	0.500	0.00	0.00	0.00
						0.00	0.00	12,636.79	12,636.79
000000 - OZARKS - Tran Type: DDA, Start: July 1, 2004, Maturity: Overnight									
7/1/15	Opening Balance	75,287,619.35	75,287,619.35	0	0.46	0.460	0.00	84,963.84	84,963.84

Return on Investment - Detail - AST

Between: July 1, 2015 and January 1, 2016
 Printed: January 4, 2016 10:27 am

Cash Flow Date	Transaction Description	Orig Curr Balance	Local Currency Equivalent ()						Total Cost	
			Principal Movement	Days	Yield	Adj Yield	Premium/ (Discount)	Interest		
Arkansas State Treasury (Con't)										
Demand Accounts Invest (Con't)										
000000 - OZARKS	- Tran Type: DDA, Start: July 1, 2004, Maturity: Overnight									
7/14/15	DDA - Balance Change	82,287,619.35	82,287,619.35	13	0.46	0.460	0.00	12,334.79	12,334.79	
7/15/15	DDA - Balance Change	101,287,619.35	101,287,619.35	1	0.46	0.460	0.00	1,037.05	1,037.05	
7/22/15	DDA - Balance Change	108,287,619.35	108,287,619.35	7	0.46	0.460	0.00	8,935.51	8,935.51	
7/27/15	DDA - Balance Change	108,311,968.61	108,311,968.61	5	0.46	0.460	0.00	6,823.60	6,823.60	
8/11/15	DDA - Balance Change	100,311,968.61	100,311,968.61	15	0.46	0.460	0.00	20,475.41	20,475.41	
8/20/15	DDA - Balance Change	115,311,968.61	115,311,968.61	9	0.46	0.460	0.00	11,377.85	11,377.85	
8/26/15	DDA - Balance Change	115,347,932.45	115,347,932.45	6	0.46	0.460	0.00	8,719.48	8,719.48	
8/27/15	DDA - Balance Change	123,347,932.45	123,347,932.45	1	0.46	0.460	0.00	1,453.70	1,453.70	
8/28/15	DDA - Balance Change	97,347,932.45	97,347,932.45	1	0.46	0.460	0.00	1,554.52	1,554.52	
9/1/15	DDA - Balance Change	64,347,932.45	64,347,932.45	4	0.46	0.460	0.00	4,907.40	4,907.40	
9/2/15	DDA - Balance Change	100,347,932.45	100,347,932.45	1	0.46	0.460	0.00	810.96	810.96	
9/4/15	DDA - Balance Change	89,347,932.45	89,347,932.45	2	0.46	0.460	0.00	2,529.32	2,529.32	
9/8/15	DDA - Balance Change	103,347,932.45	103,347,932.45	4	0.46	0.460	0.00	4,504.11	4,504.11	
9/9/15	DDA - Balance Change	99,347,932.45	99,347,932.45	1	0.46	0.460	0.00	1,302.47	1,302.47	
9/25/15	DDA - Balance Change	119,347,932.45	119,347,932.45	16	0.46	0.460	0.00	20,032.90	20,032.90	
9/28/15	DDA - Balance Change	172,389,607.01	172,389,607.01	3	0.46	0.460	0.00	4,512.33	4,512.33	
10/29/15	DDA - Balance Change	172,429,831.03	172,429,831.03	31	0.46	0.460	0.00	67,350.02	67,350.02	
11/2/15	DDA - Balance Change	165,429,831.03	165,429,831.03	4	0.46	0.460	0.00	8,692.35	8,692.35	
11/3/15	DDA - Balance Change	154,429,831.03	154,429,831.03	1	0.46	0.460	0.00	2,084.87	2,084.87	
11/5/15	DDA - Balance Change	172,429,831.03	172,429,831.03	2	0.46	0.460	0.00	3,892.48	3,892.48	
11/19/15	DDA - Balance Change	172,495,023.68	172,495,023.68	14	0.46	0.460	0.00	30,423.24	30,423.24	
12/1/15	DDA - Balance Change	150,495,023.68	150,495,023.68	12	0.46	0.460	0.00	26,086.92	26,086.92	
12/2/15	DDA - Balance Change	175,495,023.68	175,495,023.68	1	0.46	0.460	0.00	1,896.65	1,896.65	
12/7/15	DDA - Balance Change	162,495,023.68	162,495,023.68	5	0.46	0.460	0.00	11,058.59	11,058.59	
12/8/15	DDA - Balance Change	148,495,023.68	148,495,023.68	1	0.46	0.460	0.00	2,047.88	2,047.88	
12/9/15	DDA - Balance Change	120,495,023.68	120,495,023.68	1	0.46	0.460	0.00	1,871.44	1,871.44	
12/10/15	DDA - Balance Change	170,495,023.68	170,495,023.68	1	0.46	0.460	0.00	1,518.57	1,518.57	
12/11/15	DDA - Balance Change	56,495,023.68	56,495,023.68	1	0.46	0.460	0.00	2,148.70	2,148.70	
12/14/15	DDA - Balance Change	66,495,023.68	66,495,023.68	3	0.46	0.460	0.00	2,135.98	2,135.98	
12/15/15	DDA - Balance Change	64,495,023.68	64,495,023.68	1	0.46	0.460	0.00	838.02	838.02	
12/16/15	DDA - Balance Change	60,495,023.68	60,495,023.68	1	0.46	0.460	0.00	812.81	812.81	
12/18/15	DDA - Balance Change	105,495,023.68	105,495,023.68	2	0.46	0.460	0.00	1,524.81	1,524.81	

Return on Investment - Detail - AST

Between: July 1, 2015 and January 1, 2016
 Printed: January 4, 2016 10:27 am

Cash Flow Date	Transaction Description	Orig Curr Balance	Local Currency Equivalent ()							
			Principal Movement	Days	Yield	Adj Yield	Premium/ (Discount)	Interest	Total Cost	
Arkansas State Treasury (Con't)										
Demand Accounts Invest (Con't)										
000000 - OZARKS - Tran Type: DDA, Start: July 1, 2004, Maturity: Overnight										
12/21/15	DDA - Balance Change	140,495,023.68	140,495,023.68	3	0.46	0.460	0.00	3,988.58	3,988.58	
12/29/15	DDA - Balance Change	140,561,872.97	140,561,872.97	8	0.46	0.460	0.00	14,164.98	14,164.98	
1/1/16	Closing Balance	140,561,872.97	140,561,872.97	3	0.46	0.460	0.00	5,314.39	5,314.39	
							0.460	0.00	384,126.52	384,126.52
000000 - REGIONS - Tran Type: DDA, Start: July 1, 2004, Maturity: Overnight										
7/1/15	Opening Balance	1,471,296.19	1,471,296.19	0	0.10	0.100	0.00	243,334.87	243,334.87	
7/6/15	DDA - Balance Change	1,689,155.60	1,689,155.60	5	0.10	0.100	0.00	20.15	20.15	
7/7/15	DDA - Balance Change	1,207,553.94	1,207,553.94	1	0.10	0.100	0.00	4.63	4.63	
7/8/15	DDA - Balance Change	897,906.76	897,906.76	1	0.10	0.100	0.00	3.31	3.31	
7/9/15	DDA - Balance Change	241,024.34	241,024.34	1	0.10	0.100	0.00	2.46	2.46	
7/10/15	DDA - Balance Change	722,211.19	722,211.19	1	0.10	0.100	0.00	0.66	0.66	
7/13/15	DDA - Balance Change	795,400.47	795,400.47	3	0.10	0.100	0.00	5.94	5.94	
7/14/15	DDA - Balance Change	1,373,990.25	1,373,990.25	1	0.10	0.100	0.00	2.18	2.18	
7/15/15	DDA - Balance Change	561,915.98	561,915.98	1	0.10	0.100	0.00	3.76	3.76	
7/16/15	DDA - Balance Change	596,848.45	596,848.45	1	0.10	0.100	0.00	1.54	1.54	
7/17/15	DDA - Balance Change	991,271.81	991,271.81	1	0.10	0.100	0.00	1.64	1.64	
7/20/15	DDA - Balance Change	1,072,506.33	1,072,506.33	3	0.10	0.100	0.00	8.15	8.15	
7/21/15	DDA - Balance Change	1,970,613.22	1,970,613.22	1	0.10	0.100	0.00	2.94	2.94	
7/22/15	DDA - Balance Change	950,373.53	950,373.53	1	0.10	0.100	0.00	5.40	5.40	
7/23/15	DDA - Balance Change	372,273.46	372,273.46	1	0.10	0.100	0.00	2.60	2.60	
7/24/15	DDA - Balance Change	414,088.47	414,088.47	1	0.10	0.100	0.00	1.02	1.02	
7/27/15	DDA - Balance Change	472,280.78	472,280.78	3	0.10	0.100	0.00	3.40	3.40	
7/28/15	DDA - Balance Change	814,424.39	814,424.39	1	0.10	0.100	0.00	1.29	1.29	
7/29/15	DDA - Balance Change	918,133.66	918,133.66	1	0.10	0.100	0.00	2.23	2.23	
7/30/15	DDA - Balance Change	940,398.19	940,398.19	1	0.10	0.100	0.00	2.52	2.52	
7/31/15	DDA - Balance Change	766,818.24	766,818.24	1	0.10	0.100	0.00	2.58	2.58	
8/1/15	DDA - Balance Change	766,818.24	766,818.24	1	0.07	0.070	0.00	2.10	2.10	
8/3/15	DDA - Balance Change	1,253,627.40	1,253,627.40	2	0.07	0.070	0.00	2.94	2.94	
8/4/15	DDA - Balance Change	379,765.02	379,765.02	1	0.07	0.070	0.00	2.40	2.40	
8/5/15	DDA - Balance Change	655,933.31	655,933.31	1	0.07	0.070	0.00	0.73	0.73	
8/6/15	DDA - Balance Change	1,212,104.39	1,212,104.39	1	0.07	0.070	0.00	1.26	1.26	
8/7/15	DDA - Balance Change	423,650.86	423,650.86	1	0.07	0.070	0.00	2.32	2.32	

Return on Investment - Detail - AST

Between: July 1, 2015 and January 1, 2016

Printed: January 4, 2016 10:27 am

Cash Flow Date	Transaction Description	Orig Curr Balance	Local Currency Equivalent ()						Total Cost
			Principal Movement	Days	Yield	Adj Yield	Premium/ (Discount)	Interest	
Arkansas State Treasury (Con't)									
Demand Accounts Invest (Con't)									
000000 - REGIONS - Tran Type: DDA, Start: July 1, 2004, Maturity: Overnight									
8/10/15	DDA - Balance Change	488,852.23	488,852.23	3	0.07	0.070	0.00	2.44	2.44
8/11/15	DDA - Balance Change	746,428.41	746,428.41	1	0.07	0.070	0.00	0.94	0.94
8/12/15	DDA - Balance Change	896,432.37	896,432.37	1	0.07	0.070	0.00	1.43	1.43
8/13/15	DDA - Balance Change	296,308.52	296,308.52	1	0.07	0.070	0.00	1.72	1.72
8/14/15	DDA - Balance Change	509,791.79	509,791.79	1	0.07	0.070	0.00	0.57	0.57
8/17/15	DDA - Balance Change	172,781.31	172,781.31	3	0.07	0.070	0.00	2.93	2.93
8/18/15	DDA - Balance Change	564,334.63	564,334.63	1	0.07	0.070	0.00	0.33	0.33
8/19/15	DDA - Balance Change	669,836.08	669,836.08	1	0.07	0.070	0.00	1.08	1.08
8/20/15	DDA - Balance Change	385,243.56	385,243.56	1	0.07	0.070	0.00	1.28	1.28
8/21/15	DDA - Balance Change	610,336.50	610,336.50	1	0.07	0.070	0.00	0.74	0.74
8/24/15	DDA - Balance Change	689,078.57	689,078.57	3	0.07	0.070	0.00	3.51	3.51
8/25/15	DDA - Balance Change	402,979.90	402,979.90	1	0.07	0.070	0.00	1.32	1.32
8/26/15	DDA - Balance Change	758,516.34	758,516.34	1	0.07	0.070	0.00	0.77	0.77
8/27/15	DDA - Balance Change	897,295.17	897,295.17	1	0.07	0.070	0.00	1.45	1.45
8/28/15	DDA - Balance Change	601,013.12	601,013.12	1	0.07	0.070	0.00	1.72	1.72
8/31/15	DDA - Balance Change	698,619.97	698,619.97	3	0.07	0.070	0.00	3.46	3.46
9/1/15	DDA - Balance Change	380,006.06	380,006.06	1	0.07	0.070	0.00	1.34	1.34
9/2/15	DDA - Balance Change	544,097.21	544,097.21	1	0.07	0.070	0.00	0.73	0.73
9/3/15	DDA - Balance Change	865,327.77	865,327.77	1	0.07	0.070	0.00	1.04	1.04
9/4/15	DDA - Balance Change	261,705.90	261,705.90	1	0.07	0.070	0.00	1.66	1.66
9/8/15	DDA - Balance Change	422,727.93	422,727.93	4	0.07	0.070	0.00	2.01	2.01
9/9/15	DDA - Balance Change	1,026,197.19	1,026,197.19	1	0.07	0.070	0.00	0.81	0.81
9/10/15	DDA - Balance Change	817,332.79	817,332.79	1	0.07	0.070	0.00	1.97	1.97
9/11/15	DDA - Balance Change	983,757.78	983,757.78	1	0.07	0.070	0.00	1.57	1.57
9/14/15	DDA - Balance Change	1,071,484.90	1,071,484.90	3	0.07	0.070	0.00	5.66	5.66
9/15/15	DDA - Balance Change	1,705,855.37	1,705,855.37	1	0.07	0.070	0.00	2.05	2.05
9/16/15	DDA - Balance Change	973,052.34	973,052.34	1	0.07	0.070	0.00	3.27	3.27
9/17/15	DDA - Balance Change	824,147.40	824,147.40	1	0.07	0.070	0.00	1.87	1.87
9/18/15	DDA - Balance Change	1,189,064.78	1,189,064.78	1	0.07	0.070	0.00	1.58	1.58
9/21/15	DDA - Balance Change	81,739.93	81,739.93	3	0.07	0.070	0.00	6.84	6.84
9/22/15	DDA - Balance Change	728,592.95	728,592.95	1	0.07	0.070	0.00	0.16	0.16
9/23/15	DDA - Balance Change	512,284.47	512,284.47	1	0.07	0.070	0.00	1.40	1.40

Return on Investment - Detail - AST

Between: July 1, 2015 and January 1, 2016

Printed: January 4, 2016 10:27 am

Cash Flow Date	Transaction Description	Orig Curr Balance	Local Currency Equivalent ()						
			Principal Movement	Days	Yield	Adj Yield	Premium/ (Discount)	Interest	Total Cost
Arkansas State Treasury (Con't)									
Demand Accounts Invest (Con't)									
000000 - REGIONS - Tran Type: DDA, Start: July 1, 2004, Maturity: Overnight									
9/24/15	DDA - Balance Change	989,016.36	989,016.36	1	0.07	0.070	0.00	0.98	0.98
9/25/15	DDA - Balance Change	294,835.39	294,835.39	1	0.07	0.070	0.00	1.90	1.90
9/28/15	DDA - Balance Change	676,983.55	676,983.55	3	0.07	0.070	0.00	1.70	1.70
9/29/15	DDA - Balance Change	25,995.99	25,995.99	1	0.07	0.070	0.00	1.30	1.30
9/30/15	DDA - Balance Change	992,696.91	992,696.91	1	0.07	0.070	0.00	0.05	0.05
10/1/15	DDA - Balance Change	1,453,189.21	1,453,189.21	1	0.07	0.070	0.00	1.90	1.90
10/2/15	DDA - Balance Change	908,639.16	908,639.16	1	0.07	0.070	0.00	2.79	2.79
10/5/15	DDA - Balance Change	966,431.30	966,431.30	3	0.07	0.070	0.00	5.23	5.23
10/6/15	DDA - Balance Change	155,618.37	155,618.37	1	0.07	0.070	0.00	1.85	1.85
10/7/15	DDA - Balance Change	297,602.20	297,602.20	1	0.07	0.070	0.00	0.30	0.30
10/8/15	DDA - Balance Change	505,135.29	505,135.29	1	0.07	0.070	0.00	0.57	0.57
10/9/15	DDA - Balance Change	642,516.19	642,516.19	1	0.07	0.070	0.00	0.97	0.97
10/13/15	DDA - Balance Change	689,112.16	689,112.16	4	0.07	0.070	0.00	4.93	4.93
10/14/15	DDA - Balance Change	246,807.85	246,807.85	1	0.07	0.070	0.00	1.32	1.32
10/15/15	DDA - Balance Change	922,556.87	922,556.87	1	0.07	0.070	0.00	0.47	0.47
10/16/15	DDA - Balance Change	500,703.97	500,703.97	1	0.07	0.070	0.00	1.77	1.77
10/19/15	DDA - Balance Change	663,768.63	663,768.63	3	0.07	0.070	0.00	2.88	2.88
10/20/15	DDA - Balance Change	1,375,947.94	1,375,947.94	1	0.07	0.070	0.00	1.27	1.27
10/21/15	DDA - Balance Change	18,823.63	18,823.63	1	0.07	0.070	0.00	2.64	2.64
10/22/15	DDA - Balance Change	555,369.10	555,369.10	1	0.07	0.070	0.00	0.04	0.04
10/23/15	DDA - Balance Change	294,254.38	294,254.38	1	0.07	0.070	0.00	1.07	1.07
10/26/15	DDA - Balance Change	398,405.70	398,405.70	3	0.07	0.070	0.00	1.69	1.69
10/27/15	DDA - Balance Change	28,659.60	28,659.60	1	0.07	0.070	0.00	0.76	0.76
10/28/15	DDA - Balance Change	895,436.03	895,436.03	1	0.07	0.070	0.00	0.05	0.05
10/29/15	DDA - Balance Change	468,147.64	468,147.64	1	0.07	0.070	0.00	1.72	1.72
10/30/15	DDA - Balance Change	995,076.66	995,076.66	1	0.07	0.070	0.00	0.90	0.90
11/2/15	DDA - Balance Change	215,784.71	215,784.71	3	0.07	0.070	0.00	5.73	5.73
11/3/15	DDA - Balance Change	605,879.91	605,879.91	1	0.07	0.070	0.00	0.41	0.41
11/4/15	DDA - Balance Change	922,549.65	922,549.65	1	0.07	0.070	0.00	1.16	1.16
11/5/15	DDA - Balance Change	1,007,287.36	1,007,287.36	1	0.07	0.070	0.00	1.77	1.77
11/6/15	DDA - Balance Change	1,206,026.09	1,206,026.09	1	0.07	0.070	0.00	1.93	1.93
11/9/15	DDA - Balance Change	440,141.94	440,141.94	3	0.07	0.070	0.00	6.94	6.94

Return on Investment - Detail - AST

Between: July 1, 2015 and January 1, 2016

Printed: January 4, 2016 10:27 am

Cash Flow Date	Transaction Description	Orig Curr Balance	Local Currency Equivalent ()						Total Cost
			Principal Movement	Days	Yield	Adj Yield	Premium/ (Discount)	Interest	
Arkansas State Treasury (Con't)									
Demand Accounts Invest (Con't)									
000000 - REGIONS - Tran Type: DDA, Start: July 1, 2004, Maturity: Overnight									
11/10/15	DDA - Balance Change	715,854.09	715,854.09	1	0.07	0.070	0.00	0.84	0.84
11/12/15	DDA - Balance Change	1,018,361.35	1,018,361.35	2	0.07	0.070	0.00	2.75	2.75
11/13/15	DDA - Balance Change	1,772,395.27	1,772,395.27	1	0.07	0.070	0.00	1.95	1.95
11/16/15	DDA - Balance Change	241,527.16	241,527.16	3	0.07	0.070	0.00	10.20	10.20
11/17/15	DDA - Balance Change	14,751,118.29	14,751,118.29	1	0.07	0.070	0.00	0.46	0.46
11/18/15	DDA - Balance Change	896,822.74	896,822.74	1	0.07	0.070	0.00	28.29	28.29
11/19/15	DDA - Balance Change	956,924.34	956,924.34	1	0.07	0.070	0.00	1.72	1.72
11/20/15	DDA - Balance Change	1,398,004.63	1,398,004.63	1	0.07	0.070	0.00	1.84	1.84
11/23/15	DDA - Balance Change	1,669,432.78	1,669,432.78	3	0.07	0.070	0.00	8.04	8.04
11/24/15	DDA - Balance Change	2,473,842.42	2,473,842.42	1	0.07	0.070	0.00	3.20	3.20
11/25/15	DDA - Balance Change	842,098.45	842,098.45	1	0.07	0.070	0.00	4.74	4.74
11/30/15	DDA - Balance Change	1,640,876.49	1,640,876.49	5	0.07	0.070	0.00	8.07	8.07
12/1/15	DDA - Balance Change	877,633.83	877,633.83	1	0.07	0.070	0.00	3.15	3.15
12/2/15	DDA - Balance Change	406,539.18	406,539.18	1	0.07	0.070	0.00	1.68	1.68
12/3/15	DDA - Balance Change	454,342.85	454,342.85	1	0.07	0.070	0.00	0.78	0.78
12/4/15	DDA - Balance Change	88,072.00	88,072.00	1	0.07	0.070	0.00	0.87	0.87
12/7/15	DDA - Balance Change	407,685.92	407,685.92	3	0.07	0.070	0.00	0.51	0.51
12/8/15	DDA - Balance Change	171,792.30	171,792.30	1	0.07	0.070	0.00	0.78	0.78
12/9/15	DDA - Balance Change	505,691.65	505,691.65	1	0.07	0.070	0.00	0.33	0.33
12/10/15	DDA - Balance Change	910,617.93	910,617.93	1	0.07	0.070	0.00	0.97	0.97
12/11/15	DDA - Balance Change	200,101.28	200,101.28	1	0.07	0.070	0.00	1.75	1.75
12/14/15	DDA - Balance Change	179,982.75	179,982.75	3	0.07	0.070	0.00	1.15	1.15
12/15/15	DDA - Balance Change	661,596.17	661,596.17	1	0.07	0.070	0.00	0.35	0.35
12/16/15	DDA - Balance Change	173,930.18	173,930.18	1	0.07	0.070	0.00	1.27	1.27
12/17/15	DDA - Balance Change	469,957.56	469,957.56	1	0.07	0.070	0.00	0.33	0.33
12/18/15	DDA - Balance Change	612,369.41	612,369.41	1	0.07	0.070	0.00	0.90	0.90
12/21/15	DDA - Balance Change	624,139.67	624,139.67	3	0.07	0.070	0.00	3.52	3.52
12/22/15	DDA - Balance Change	94,912.20	94,912.20	1	0.07	0.070	0.00	1.20	1.20
12/23/15	DDA - Balance Change	130,075.48	130,075.48	1	0.07	0.070	0.00	0.18	0.18
12/28/15	DDA - Balance Change	386,162.70	386,162.70	5	0.07	0.070	0.00	1.25	1.25
12/29/15	DDA - Balance Change	782,246.89	782,246.89	1	0.07	0.070	0.00	0.74	0.74
12/30/15	DDA - Balance Change	368,899.35	368,899.35	1	0.07	0.070	0.00	1.50	1.50

Return on Investment - Detail - AST

Between: July 1, 2015 and January 1, 2016
 Printed: January 4, 2016 10:27 am

Cash Flow Date	Transaction Description	Orig Curr Balance	Local Currency Equivalent ()						
			Principal Movement	Days	Yield	Adj Yield	Premium/ (Discount)	Interest	Total Cost
Arkansas State Treasury (Con't)									
Demand Accounts Invest (Con't)									
000000 - REGIONS - Tran Type: DDA, Start: July 1, 2004, Maturity: Overnight									
12/31/15	DDA - Balance Change	796,273.50	796,273.50	1	0.07	0.070	0.00	0.71	0.71
1/1/16	Closing Balance	796,273.50	796,273.50	1	0.07	0.070	0.00	1.53	1.53
						0.076	0.00	243,641.21	243,641.21
000000 - SIMMONS - Tran Type: DDA, Start: July 1, 2004, Maturity: Overnight									
7/1/15	Opening Balance	71,427,077.42	71,427,077.42	0	0.50	0.500	0.00	829,232.85	829,232.85
7/2/15	DDA - Balance Change	35,200,198.26	35,200,198.26	1	0.50	0.500	0.00	978.45	978.45
7/6/15	DDA - Balance Change	35,943,219.06	35,943,219.06	4	0.50	0.500	0.00	1,928.78	1,928.78
7/7/15	DDA - Balance Change	35,712,750.95	35,712,750.95	1	0.50	0.500	0.00	492.37	492.37
7/8/15	DDA - Balance Change	34,729,721.26	34,729,721.26	1	0.50	0.500	0.00	489.22	489.22
7/9/15	DDA - Balance Change	35,092,648.00	35,092,648.00	1	0.50	0.500	0.00	475.75	475.75
7/10/15	DDA - Balance Change	35,337,737.36	35,337,737.36	1	0.50	0.500	0.00	480.72	480.72
7/13/15	DDA - Balance Change	35,232,907.82	35,232,907.82	3	0.50	0.500	0.00	1,452.24	1,452.24
7/14/15	DDA - Balance Change	35,517,268.93	35,517,268.93	1	0.50	0.500	0.00	482.64	482.64
7/15/15	DDA - Balance Change	35,760,182.03	35,760,182.03	1	0.50	0.500	0.00	486.54	486.54
7/16/15	DDA - Balance Change	34,781,948.63	34,781,948.63	1	0.50	0.500	0.00	489.87	489.87
7/17/15	DDA - Balance Change	35,158,557.40	35,158,557.40	1	0.50	0.500	0.00	476.47	476.47
7/20/15	DDA - Balance Change	34,697,666.56	34,697,666.56	3	0.50	0.500	0.00	1,444.87	1,444.87
7/21/15	DDA - Balance Change	74,307,450.53	74,307,450.53	1	0.50	0.500	0.00	475.31	475.31
7/22/15	DDA - Balance Change	75,373,592.06	75,373,592.06	1	0.50	0.500	0.00	1,017.91	1,017.91
7/23/15	DDA - Balance Change	75,464,275.79	75,464,275.79	1	0.50	0.500	0.00	1,032.51	1,032.51
7/24/15	DDA - Balance Change	75,476,980.98	75,476,980.98	1	0.50	0.500	0.00	1,033.76	1,033.76
7/27/15	DDA - Balance Change	74,902,196.73	74,902,196.73	3	0.50	0.500	0.00	3,101.79	3,101.79
7/28/15	DDA - Balance Change	75,423,772.22	75,423,772.22	1	0.50	0.500	0.00	1,026.06	1,026.06
7/29/15	DDA - Balance Change	74,601,516.32	74,601,516.32	1	0.50	0.500	0.00	1,033.20	1,033.20
7/30/15	DDA - Balance Change	75,525,906.01	75,525,906.01	1	0.50	0.500	0.00	1,021.94	1,021.94
7/31/15	DDA - Balance Change	74,637,185.17	74,637,185.17	1	0.50	0.500	0.00	1,034.60	1,034.60
8/3/15	DDA - Balance Change	74,937,069.04	74,937,069.04	3	0.50	0.500	0.00	3,067.28	3,067.28
8/4/15	DDA - Balance Change	74,614,413.29	74,614,413.29	1	0.50	0.500	0.00	1,026.54	1,026.54
8/5/15	DDA - Balance Change	74,648,729.43	74,648,729.43	1	0.50	0.500	0.00	1,022.12	1,022.12
8/6/15	DDA - Balance Change	74,801,438.99	74,801,438.99	1	0.50	0.500	0.00	1,022.59	1,022.59
8/7/15	DDA - Balance Change	74,784,918.52	74,784,918.52	1	0.50	0.500	0.00	1,024.68	1,024.68
8/10/15	DDA - Balance Change	75,417,003.24	75,417,003.24	3	0.50	0.500	0.00	3,073.35	3,073.35

Return on Investment - Detail - AST

Between: July 1, 2015 and January 1, 2016

Printed: January 4, 2016 10:27 am

Cash Flow Date	Transaction Description	Orig Curr Balance	Local Currency Equivalent ()						Total Cost
			Principal Movement	Days	Yield	Adj Yield	Premium/ (Discount)	Interest	
Arkansas State Treasury (Con't)									
Demand Accounts Invest (Con't)									
000000 - SIMMONS - Tran Type: DDA, Start: July 1, 2004, Maturity: Overnight									
8/11/15	DDA - Balance Change	75,298,532.17	75,298,532.17	1	0.50	0.500	0.00	1,033.11	1,033.11
8/12/15	DDA - Balance Change	75,234,488.47	75,234,488.47	1	0.50	0.500	0.00	1,031.49	1,031.49
8/13/15	DDA - Balance Change	74,971,336.26	74,971,336.26	1	0.50	0.500	0.00	1,030.61	1,030.61
8/14/15	DDA - Balance Change	74,153,654.82	74,153,654.82	1	0.50	0.500	0.00	1,027.00	1,027.00
8/17/15	DDA - Balance Change	75,110,419.71	75,110,419.71	3	0.50	0.500	0.00	3,047.41	3,047.41
8/18/15	DDA - Balance Change	75,087,712.13	75,087,712.13	1	0.50	0.500	0.00	1,028.91	1,028.91
8/19/15	DDA - Balance Change	75,282,739.98	75,282,739.98	1	0.50	0.500	0.00	1,028.60	1,028.60
8/20/15	DDA - Balance Change	75,490,681.77	75,490,681.77	1	0.50	0.500	0.00	1,031.27	1,031.27
8/21/15	DDA - Balance Change	60,585,685.85	60,585,685.85	1	0.50	0.500	0.00	1,034.12	1,034.12
8/24/15	DDA - Balance Change	60,100,773.90	60,100,773.90	3	0.50	0.500	0.00	2,489.82	2,489.82
8/25/15	DDA - Balance Change	60,106,034.70	60,106,034.70	1	0.50	0.500	0.00	823.30	823.30
8/26/15	DDA - Balance Change	59,987,431.77	59,987,431.77	1	0.50	0.500	0.00	823.37	823.37
8/27/15	DDA - Balance Change	60,109,358.92	60,109,358.92	1	0.50	0.500	0.00	821.75	821.75
8/28/15	DDA - Balance Change	60,592,933.21	60,592,933.21	1	0.50	0.500	0.00	823.42	823.42
8/31/15	DDA - Balance Change	59,933,046.57	59,933,046.57	3	0.50	0.500	0.00	2,490.12	2,490.12
9/1/15	DDA - Balance Change	60,028,427.08	60,028,427.08	1	0.50	0.500	0.00	821.00	821.00
9/2/15	DDA - Balance Change	59,858,717.43	59,858,717.43	1	0.50	0.500	0.00	822.31	822.31
9/3/15	DDA - Balance Change	60,546,704.70	60,546,704.70	1	0.50	0.500	0.00	819.98	819.98
9/4/15	DDA - Balance Change	60,471,456.46	60,471,456.46	1	0.50	0.500	0.00	829.41	829.41
9/8/15	DDA - Balance Change	59,732,219.66	59,732,219.66	4	0.50	0.500	0.00	3,313.50	3,313.50
9/9/15	DDA - Balance Change	59,918,132.74	59,918,132.74	1	0.50	0.500	0.00	818.25	818.25
9/10/15	DDA - Balance Change	59,825,668.86	59,825,668.86	1	0.50	0.500	0.00	820.80	820.80
9/11/15	DDA - Balance Change	61,099,712.67	61,099,712.67	1	0.50	0.500	0.00	819.53	819.53
9/14/15	DDA - Balance Change	60,581,890.68	60,581,890.68	3	0.50	0.500	0.00	2,510.95	2,510.95
9/15/15	DDA - Balance Change	60,184,656.27	60,184,656.27	1	0.50	0.500	0.00	829.89	829.89
9/16/15	DDA - Balance Change	60,288,130.15	60,288,130.15	1	0.50	0.500	0.00	824.45	824.45
9/17/15	DDA - Balance Change	60,057,181.09	60,057,181.09	1	0.50	0.500	0.00	825.86	825.86
9/18/15	DDA - Balance Change	59,780,542.63	59,780,542.63	1	0.50	0.500	0.00	822.70	822.70
9/21/15	DDA - Balance Change	60,318,107.40	60,318,107.40	3	0.50	0.500	0.00	2,456.73	2,456.73
9/22/15	DDA - Balance Change	60,340,357.44	60,340,357.44	1	0.50	0.500	0.00	826.28	826.28
9/23/15	DDA - Balance Change	60,474,687.62	60,474,687.62	1	0.50	0.500	0.00	826.58	826.58
9/24/15	DDA - Balance Change	59,963,456.40	59,963,456.40	1	0.50	0.500	0.00	828.42	828.42

Return on Investment - Detail - AST

Between: July 1, 2015 and January 1, 2016

Printed: January 4, 2016 10:27 am

Cash Flow Date	Transaction Description	Orig Curr Balance	Local Currency Equivalent ()						Total Cost
			Principal Movement	Days	Yield	Adj Yield	Premium/ (Discount)	Interest	
Arkansas State Treasury (Con't)									
Demand Accounts Invest (Con't)									
000000 - SIMMONS - Tran Type: DDA, Start: July 1, 2004, Maturity: Overnight									
9/25/15	DDA - Balance Change	59,944,292.64	59,944,292.64	1	0.50	0.500	0.00	821.42	821.42
9/28/15	DDA - Balance Change	60,030,657.72	60,030,657.72	3	0.50	0.500	0.00	2,463.46	2,463.46
9/29/15	DDA - Balance Change	60,356,037.30	60,356,037.30	1	0.50	0.500	0.00	822.34	822.34
9/30/15	DDA - Balance Change	59,616,089.98	59,616,089.98	1	0.50	0.500	0.00	826.80	826.80
10/1/15	DDA - Balance Change	60,383,263.65	60,383,263.65	1	0.50	0.500	0.00	816.66	816.66
10/2/15	DDA - Balance Change	60,422,937.09	60,422,937.09	1	0.50	0.500	0.00	827.17	827.17
10/5/15	DDA - Balance Change	60,854,785.33	60,854,785.33	3	0.50	0.500	0.00	2,483.13	2,483.13
10/6/15	DDA - Balance Change	59,798,768.17	59,798,768.17	1	0.50	0.500	0.00	833.63	833.63
10/7/15	DDA - Balance Change	60,373,246.61	60,373,246.61	1	0.50	0.500	0.00	819.16	819.16
10/8/15	DDA - Balance Change	60,165,487.27	60,165,487.27	1	0.50	0.500	0.00	827.03	827.03
10/9/15	DDA - Balance Change	60,102,430.83	60,102,430.83	1	0.50	0.500	0.00	824.18	824.18
10/12/15	DDA - Balance Change	58,155,032.64	58,155,032.64	3	0.50	0.500	0.00	2,469.96	2,469.96
10/13/15	DDA - Balance Change	60,285,267.62	60,285,267.62	1	0.50	0.500	0.00	796.64	796.64
10/14/15	DDA - Balance Change	60,345,386.07	60,345,386.07	1	0.50	0.500	0.00	825.83	825.83
10/15/15	DDA - Balance Change	59,861,413.63	59,861,413.63	1	0.50	0.500	0.00	826.65	826.65
10/16/15	DDA - Balance Change	59,786,718.38	59,786,718.38	1	0.50	0.500	0.00	820.02	820.02
10/19/15	DDA - Balance Change	59,691,070.28	59,691,070.28	3	0.50	0.500	0.00	2,456.99	2,456.99
10/20/15	DDA - Balance Change	60,388,572.75	60,388,572.75	1	0.50	0.500	0.00	817.69	817.69
10/21/15	DDA - Balance Change	59,882,966.65	59,882,966.65	1	0.50	0.500	0.00	827.24	827.24
10/22/15	DDA - Balance Change	60,173,628.53	60,173,628.53	1	0.50	0.500	0.00	820.31	820.31
10/23/15	DDA - Balance Change	59,703,718.33	59,703,718.33	1	0.50	0.500	0.00	824.30	824.30
10/26/15	DDA - Balance Change	60,090,645.53	60,090,645.53	3	0.50	0.500	0.00	2,453.58	2,453.58
10/27/15	DDA - Balance Change	59,671,727.18	59,671,727.18	1	0.50	0.500	0.00	823.16	823.16
10/28/15	DDA - Balance Change	59,851,196.67	59,851,196.67	1	0.50	0.500	0.00	817.42	817.42
10/29/15	DDA - Balance Change	59,922,666.91	59,922,666.91	1	0.50	0.500	0.00	819.88	819.88
10/30/15	DDA - Balance Change	60,024,632.67	60,024,632.67	1	0.50	0.500	0.00	820.86	820.86
11/2/15	DDA - Balance Change	60,199,974.40	60,199,974.40	3	0.50	0.500	0.00	2,466.77	2,466.77
11/3/15	DDA - Balance Change	59,676,391.13	59,676,391.13	1	0.50	0.500	0.00	824.66	824.66
11/4/15	DDA - Balance Change	60,413,245.55	60,413,245.55	1	0.50	0.500	0.00	817.48	817.48
11/5/15	DDA - Balance Change	68,715,281.11	68,715,281.11	1	0.50	0.500	0.00	827.58	827.58
11/6/15	DDA - Balance Change	60,500,619.37	60,500,619.37	1	0.50	0.500	0.00	941.31	941.31
11/9/15	DDA - Balance Change	60,283,081.70	60,283,081.70	3	0.50	0.500	0.00	2,486.33	2,486.33

Return on Investment - Detail - AST

Between: July 1, 2015 and January 1, 2016

Printed: January 4, 2016 10:27 am

Cash Flow Date	Transaction Description	Orig Curr Balance	Local Currency Equivalent ()						
			Principal Movement	Days	Yield	Adj Yield	Premium/ (Discount)	Interest	Total Cost
Arkansas State Treasury (Con't)									
Demand Accounts Invest (Con't)									
000000 - SIMMONS - Tran Type: DDA, Start: July 1, 2004, Maturity: Overnight									
11/10/15	DDA - Balance Change	60,369,769.49	60,369,769.49	1	0.50	0.500	0.00	825.80	825.80
11/12/15	DDA - Balance Change	60,596,118.57	60,596,118.57	2	0.50	0.500	0.00	1,653.97	1,653.97
11/13/15	DDA - Balance Change	60,147,220.51	60,147,220.51	1	0.50	0.500	0.00	830.08	830.08
11/16/15	DDA - Balance Change	59,991,102.87	59,991,102.87	3	0.50	0.500	0.00	2,471.80	2,471.80
11/17/15	DDA - Balance Change	61,856,702.48	61,856,702.48	1	0.50	0.500	0.00	821.80	821.80
11/18/15	DDA - Balance Change	59,909,645.02	59,909,645.02	1	0.50	0.500	0.00	847.35	847.35
11/19/15	DDA - Balance Change	59,786,566.93	59,786,566.93	1	0.50	0.500	0.00	820.68	820.68
11/20/15	DDA - Balance Change	59,958,411.93	59,958,411.93	1	0.50	0.500	0.00	818.99	818.99
11/23/15	DDA - Balance Change	55,950,556.67	55,950,556.67	3	0.50	0.500	0.00	2,464.04	2,464.04
11/24/15	DDA - Balance Change	60,473,916.87	60,473,916.87	1	0.50	0.500	0.00	766.45	766.45
11/25/15	DDA - Balance Change	60,560,311.88	60,560,311.88	1	0.50	0.500	0.00	828.41	828.41
11/30/15	DDA - Balance Change	60,473,725.91	60,473,725.91	5	0.50	0.500	0.00	4,147.97	4,147.97
12/1/15	DDA - Balance Change	59,083,687.30	59,083,687.30	1	0.50	0.500	0.00	828.41	828.41
12/2/15	DDA - Balance Change	60,404,677.41	60,404,677.41	1	0.50	0.500	0.00	809.37	809.37
12/3/15	DDA - Balance Change	60,179,466.09	60,179,466.09	1	0.50	0.500	0.00	827.46	827.46
12/4/15	DDA - Balance Change	60,254,530.06	60,254,530.06	1	0.50	0.500	0.00	824.38	824.38
12/7/15	DDA - Balance Change	59,947,051.38	59,947,051.38	3	0.50	0.500	0.00	2,476.21	2,476.21
12/8/15	DDA - Balance Change	60,091,980.49	60,091,980.49	1	0.50	0.500	0.00	821.19	821.19
12/9/15	DDA - Balance Change	60,326,735.88	60,326,735.88	1	0.50	0.500	0.00	823.18	823.18
12/10/15	DDA - Balance Change	59,872,941.20	59,872,941.20	1	0.50	0.500	0.00	826.39	826.39
12/11/15	DDA - Balance Change	59,671,767.04	59,671,767.04	1	0.50	0.500	0.00	820.18	820.18
12/14/15	DDA - Balance Change	60,342,303.51	60,342,303.51	3	0.50	0.500	0.00	2,452.26	2,452.26
12/15/15	DDA - Balance Change	50,192,579.64	50,192,579.64	1	0.50	0.500	0.00	826.61	826.61
12/16/15	DDA - Balance Change	58,588,791.04	58,588,791.04	1	0.50	0.500	0.00	687.57	687.57
12/17/15	DDA - Balance Change	44,552,744.00	44,552,744.00	1	0.50	0.500	0.00	802.59	802.59
12/18/15	DDA - Balance Change	52,937,985.31	52,937,985.31	1	0.50	0.500	0.00	610.31	610.31
12/21/15	DDA - Balance Change	60,184,836.66	60,184,836.66	3	0.50	0.500	0.00	2,175.53	2,175.53
12/22/15	DDA - Balance Change	59,937,187.44	59,937,187.44	1	0.50	0.500	0.00	824.45	824.45
12/23/15	DDA - Balance Change	60,276,915.52	60,276,915.52	1	0.50	0.500	0.00	821.06	821.06
12/28/15	DDA - Balance Change	60,491,797.21	60,491,797.21	5	0.50	0.500	0.00	4,128.56	4,128.56
12/29/15	DDA - Balance Change	60,505,960.47	60,505,960.47	1	0.50	0.500	0.00	828.65	828.65
12/30/15	DDA - Balance Change	59,826,819.03	59,826,819.03	1	0.50	0.500	0.00	828.85	828.85

Return on Investment - Detail - AST

Between: July 1, 2015 and January 1, 2016

Printed: January 4, 2016 10:27 am

Cash Flow Date	Transaction Description	Orig Curr Balance	Local Currency Equivalent ()						
			Principal Movement	Days	Yield	Adj Yield	Premium/ (Discount)	Interest	Total Cost
Arkansas State Treasury (Con't)									
Demand Accounts Invest (Con't)									
000000 - SIMMONS - Tran Type: DDA, Start: July 1, 2004, Maturity: Overnight									
12/31/15	DDA - Balance Change	60,659,626.09	60,659,626.09	1	0.50	0.500	0.00	819.55	819.55
1/1/16	Closing Balance	60,659,626.09	60,659,626.09	1	0.50		0.00	830.95	830.95
						0.500	0.00	980,246.04	980,246.04
000000 - SUMMIT - Tran Type: DDA, Start: July 1, 2004, Maturity: Overnight									
7/1/15	Opening Balance	0.00	0.00	0	0.25	0.250	0.00	110,304.62	110,304.62
1/1/16	Closing Balance	0.00	0.00	184	0.25	0.250	0.00	0.00	0.00
							0.00	110,304.62	110,304.62
000000 - TWIN CITY - Tran Type: DDA, Start: July 1, 2004, Maturity: Overnight									
7/1/15	Opening Balance	0.00	0.00	0	0.50	0.500	0.00	0.00	0.00
1/1/16	Closing Balance	0.00	0.00	184	0.50	0.500	0.00	0.00	0.00
							0.00	0.00	0.00
000000 - US BANK - Tran Type: DDA, Start: July 1, 2004, Maturity: Overnight									
7/1/15	Opening Balance	94,840.18	94,840.18	0	0.04	0.035	0.00	58.65	58.65
7/27/15	DDA - Balance Change	94,843.10	94,843.10	26	0.04	0.035	0.00	2.36	2.36
8/26/15	DDA - Balance Change	214,845.91	214,845.91	30	0.04	0.035	0.00	2.73	2.73
8/31/15	DDA - Balance Change	97,045.91	97,045.91	5	0.04	0.035	0.00	1.03	1.03
9/1/15	DDA - Balance Change	96,045.91	96,045.91	1	0.04	0.035	0.00	0.09	0.09
9/28/15	DDA - Balance Change	96,048.85	96,048.85	27	0.04	0.035	0.00	2.49	2.49
10/15/15	DDA - Balance Change	196,048.85	196,048.85	17	0.04	0.035	0.00	1.57	1.57
10/19/15	DDA - Balance Change	134,048.85	134,048.85	4	0.04	0.035	0.00	0.75	0.75
10/29/15	DDA - Balance Change	134,051.61	134,051.61	10	0.04	0.035	0.00	1.29	1.29
11/19/15	DDA - Balance Change	134,055.08	134,055.08	21	0.04	0.035	0.00	2.70	2.70
12/2/15	DDA - Balance Change	118,830.08	118,830.08	13	0.04	0.035	0.00	1.67	1.67
12/29/15	DDA - Balance Change	118,833.93	118,833.93	27	0.04	0.035	0.00	3.08	3.08
1/1/16	Closing Balance	118,833.93	118,833.93	3	0.04	0.035	0.00	0.34	0.34
						0.035	0.00	78.75	78.75
Demand Accounts						0.458	0.00	3,939,047.42	3,939,047.42
Federal Agri Mortgage Assoc Invest									
521381 - STIFEL NICOLAUS - Tran Type: FAMCA, Start: July 25, 2014, Maturity: September 2, 2015									
7/1/15	Opening Balance	-25,000,000.00	(25,000,000.00)	63	0.38	0.385	0.00	(41,166.67)	(41,166.67)

Return on Investment - Detail - AST

Between: July 1, 2015 and January 1, 2016

Printed: January 4, 2016 10:27 am

Cash Flow Date	Transaction Description	Orig Curr Balance	Local Currency Equivalent ()						
			Principal Movement	Days	Yield	Adj Yield	Premium/ (Discount)	Interest	Total Cost
Arkansas State Treasury (Con't)									
Federal Agri Mortgage Assoc Invest (Con't)									
521381 - STIFEL NICOLAUS - Tran Type: FAMCA, Start: July 25, 2014, Maturity: September 2, 2015									
7/25/15	Invest - Bond Coupon Receipt	-25,000,000.00	0.00	0	0.38	0.385	0.00	47,500.00	47,500.00
9/2/15	Invest - Bond Sale	0.00	25,000,000.00	0	0.38	0.385	0.00	9,763.89	9,763.89
1/1/16	Closing Balance	0.00	0.00	0	0.38	0.380	0.00	0.00	0.00
						0.385	0.00	16,097.22	16,097.22
Federal Agri Mortgage Assoc						0.385	0.00	16,097.22	16,097.22
Federal Farm Credit Invest									
447788 - Vining Sparks - Tran Type: FFC, Start: January 16, 2013, Maturity: October 22, 2015									
7/1/15	Opening Balance	-8,800,000.00	(8,800,000.00)	113	0.90	0.912	0.00	(36,318.23)	(36,318.23)
7/16/15	Invest - Bond Coupon Receipt	-8,800,000.00	0.00	0	0.90	0.912	0.00	39,600.00	39,600.00
10/22/15	Invest - Bond Sale	0.00	8,800,000.00	0	0.90	0.912	0.00	21,091.30	21,091.30
1/1/16	Closing Balance	0.00	0.00	0	0.90	0.900	0.00	0.00	0.00
						0.912	0.00	24,373.07	24,373.07
455133 - Bank of Oklahoma Invesments - Tran Type: FFC, Start: March 13, 2013, Maturity: November 10, 2015									
7/1/15	Opening Balance	-3,000,000.00	(3,000,000.00)	132	0.73	0.740	0.00	(6,546.20)	(6,546.20)
9/13/15	Invest - Bond Coupon Receipt	-3,000,000.00	0.00	0	0.73	0.740	0.00	10,950.00	10,950.00
11/10/15	Invest - Bond Sale	0.00	3,000,000.00	0	0.73	0.740	0.00	3,489.56	3,489.56
1/1/16	Closing Balance	0.00	0.00	0	0.73	0.730	0.00	0.00	0.00
						0.740	0.00	7,893.36	7,893.36
463591 - First Tennessee - Tran Type: FFC, Start: May 9, 2013, Maturity: August 14, 2015									
7/1/15	Opening Balance	-21,000,000.00	(21,000,000.00)	44	0.68	0.687	(16,814.86)	(19,356.52)	(36,171.38)
8/14/15	Invest - Bond Sale	0.00	21,000,000.00	0	0.68	0.687	(16,814.86)	35,426.09	18,611.23
1/1/16	Closing Balance	0.00	0.00	0	0.68	0.678	0.00	0.00	0.00
						0.687	(33,629.72)	16,069.57	(17,560.15)
464892 - Raymond James & Associates, Inc. - Tran Type: FFC, Start: May 17, 2013, Maturity: October 16, 2015									
7/1/15	Opening Balance	-5,000,000.00	(5,000,000.00)	107	0.54	0.548	0.00	(4,035.33)	(4,035.33)
10/16/15	Invest - Bond Sale	0.00	5,000,000.00	0	0.54	0.548	0.00	11,885.87	11,885.87
1/1/16	Closing Balance	0.00	0.00	0	0.54	0.540	0.00	0.00	0.00
						0.548	0.00	7,850.54	7,850.54
465485 - Simmons First Investment Group - Tran Type: FFC, Start: May 22, 2013, Maturity: December 15, 2015									
7/1/15	Opening Balance	-15,000,000.00	(15,000,000.00)	167	1.08	1.095	0.00	(17,608.70)	(17,608.70)

Return on Investment - Detail - AST

Between: July 1, 2015 and January 1, 2016

Printed: January 4, 2016 10:27 am

Cash Flow Date	Transaction Description	Orig Curr Balance	Local Currency Equivalent ()						
			Principal Movement	Days	Yield	Adj Yield	Premium/ (Discount)	Interest	Total Cost
Arkansas State Treasury (Con't)									
Federal Farm Credit Invest (Con't)									
465485 - Simmons First Investment Group - Tran Type: FFC, Start: May 22, 2013, Maturity: December 15, 2015									
11/22/15	Invest - Bond Coupon Receipt	-15,000,000.00	0.00	0	1.08	1.095	0.00	81,000.00	81,000.00
12/15/15	Invest - Bond Sale	0.00	15,000,000.00	0	1.08	1.095	0.00	10,236.26	10,236.26
1/1/16	Closing Balance	0.00	0.00	0	1.08	1.080	0.00	0.00	0.00
						1.095	0.00	73,627.56	73,627.56
470277 - First Tennessee - Tran Type: FFC, Start: June 20, 2013, Maturity: August 5, 2015									
7/1/15	Opening Balance	-5,000,000.00	(5,000,000.00)	35	0.83	0.844	(4,193.22)	(15,058.01)	(19,251.23)
8/5/15	Invest - Bond Sale	0.00	5,000,000.00	0	0.83	0.844	(4,193.22)	18,877.07	14,683.85
1/1/16	Closing Balance	0.00	0.00	0	0.83	0.832	0.00	0.00	0.00
						0.844	(8,386.44)	3,819.06	(4,567.38)
470509 - UBS - Tran Type: FFC, Start: June 20, 2013, Maturity: August 5, 2015									
7/1/15	Opening Balance	-10,000,000.00	(10,000,000.00)	35	0.87	0.886	(16,675.43)	(30,116.02)	(46,791.45)
8/5/15	Invest - Bond Sale	0.00	10,000,000.00	0	0.87	0.886	(16,675.43)	37,754.14	21,078.71
1/1/16	Closing Balance	0.00	0.00	0	0.87	0.874	0.00	0.00	0.00
						0.886	(33,350.86)	7,638.12	(25,712.74)
480074 - First Tennessee - Tran Type: FFC, Start: September 6, 2013, Maturity: September 15, 2015									
7/1/15	Opening Balance	-2,000,000.00	(2,000,000.00)	76	0.46	0.468	(2,254.54)	(2,347.83)	(4,602.37)
9/15/15	Invest - Bond Coupon Receipt	0.00	0.00	0	0.46	0.468	0.00	4,000.00	4,000.00
9/15/15	Invest - Bond Maturity	0.00	2,000,000.00	0	0.46	0.468	2,504.00	0.00	2,504.00
1/1/16	Closing Balance	0.00	0.00	0	0.46	0.462	0.00	0.00	0.00
						0.468	249.46	1,652.17	1,901.63
489048 - Bank of Oklahoma Invesments - Tran Type: FFC, Start: May 9, 2013, Maturity: August 17, 2015									
7/1/15	Opening Balance	-25,000,000.00	(25,000,000.00)	47	0.69	0.704	(23,343.72)	(23,403.53)	(46,747.25)
8/17/15	Invest - Bond Sale	0.00	25,000,000.00	0	0.69	0.704	(23,343.72)	44,157.61	20,813.89
1/1/16	Closing Balance	0.00	0.00	0	0.69	0.694	0.00	0.00	0.00
						0.704	(46,687.44)	20,754.08	(25,933.36)
505872 - First National Bankers Bank-Arkansas Region - Tran Type: FFC, Start: March 21, 2014, Maturity: September 4, 2015									
7/1/15	Opening Balance	-7,000,000.00	(7,000,000.00)	65	0.32	0.325	(7,165.98)	(1,586.67)	(8,752.65)
9/4/15	Invest - Bond Sale	0.00	7,000,000.00	0	0.32	0.325	(7,165.98)	4,526.67	(2,639.31)
1/1/16	Closing Balance	0.00	0.00	0	0.32	0.320	0.00	0.00	0.00
						0.325	(14,331.96)	2,940.00	(11,391.96)
505875 - Vining Sparks - Tran Type: FFC, Start: March 21, 2014, Maturity: September 4, 2015									

Return on Investment - Detail - AST

Between: July 1, 2015 and January 1, 2016

Printed: January 4, 2016 10:27 am

Cash Flow Date	Transaction Description	Orig Curr Balance	Local Currency Equivalent ()						
			Principal Movement	Days	Yield	Adj Yield	Premium/ (Discount)	Interest	Total Cost
Arkansas State Treasury (Con't)									
Federal Farm Credit Invest (Con't)									
505875 - Vining Sparks - Tran Type: FFC, Start: March 21, 2014, Maturity: September 4, 2015									
7/1/15	Opening Balance	-10,000,000.00	(10,000,000.00)	65	0.35	0.351	(5,890.24)	(1,147.54)	(7,037.78)
9/4/15	Invest - Bond Sale	0.00	10,000,000.00	0	0.35	0.351	(5,890.24)	6,475.41	585.17
1/1/16	Closing Balance	0.00	0.00	0	0.35	0.346	0.00	0.00	0.00
						0.351	(11,780.48)	5,327.87	(6,452.61)
505876 - Simmons First Investment Group - Tran Type: FFC, Start: March 21, 2014, Maturity: September 4, 2015									
7/1/15	Opening Balance	-20,000,000.00	(20,000,000.00)	65	0.32	0.324	(5,038.44)	(14,262.30)	(19,300.74)
9/4/15	Invest - Bond Sale	0.00	20,000,000.00	0	0.32	0.324	(5,038.44)	24,918.03	19,879.59
1/1/16	Closing Balance	0.00	0.00	0	0.32	0.320	0.00	0.00	0.00
						0.324	(10,076.88)	10,655.73	578.85
520625 - Commerce Bank - Tran Type: FFC, Start: July 11, 2014, Maturity: September 2, 2015									
7/1/15	Opening Balance	-25,000,000.00	(25,000,000.00)	63	0.34	0.346	(17,148.61)	(31,885.36)	(49,033.97)
7/11/15	Invest - Bond Coupon Receipt	-25,000,000.00	0.00	0	0.34	0.346	0.00	33,750.00	33,750.00
9/2/15	Invest - Bond Sale	0.00	25,000,000.00	0	0.34	0.346	0.00	9,721.47	9,721.47
1/1/16	Closing Balance	0.00	0.00	0	0.34	0.341	0.00	0.00	0.00
						0.346	(17,148.61)	11,586.11	(5,562.50)
535110 - Bank of Oklahoma Investments - Tran Type: FFC, Start: October 27, 2014, Maturity: August 26, 2015									
7/1/15	Opening Balance	-15,000,000.00	(15,000,000.00)	56	0.32	0.323	(6,975.37)	(6,659.84)	(13,635.21)
8/26/15	Invest - Bond Sale	0.00	15,000,000.00	0	0.32	0.323	(6,975.37)	12,397.54	5,422.17
1/1/16	Closing Balance	0.00	0.00	0	0.32	0.319	0.00	0.00	0.00
						0.323	(13,950.74)	5,737.70	(8,213.04)
Federal Farm Credit						0.652	(189,093.67)	199,924.94	10,831.27
Federal Home Loan Bank Invest									
426652 - Morgan Stanley - Tran Type: FHLB, Start: August 9, 2012, Maturity: October 14, 2015									
7/1/15	Opening Balance	-13,000,000.00	(13,000,000.00)	105	1.00	1.014	0.00	(51,277.78)	(51,277.78)
8/9/15	Invest - Bond Coupon Receipt	-13,000,000.00	0.00	0	1.00	1.014	0.00	65,000.00	65,000.00
10/14/15	Invest - Bond Sale	0.00	13,000,000.00	0	1.00	1.014	0.00	23,472.22	23,472.22
1/1/16	Closing Balance	0.00	0.00	0	1.00	1.000	0.00	0.00	0.00
						1.014	0.00	37,194.44	37,194.44
431887 - Delta Inv - Tran Type: FHLB, Start: September 18, 2012, Maturity: October 14, 2015									
7/1/15	Opening Balance	-25,000,000.00	(25,000,000.00)	93	1.00	1.014	0.00	(71,527.78)	(71,527.78)

Return on Investment - Detail - AST

Between: July 1, 2015 and January 1, 2016

Printed: January 4, 2016 10:27 am

Cash Flow Date	Transaction Description	Orig Curr Balance	Local Currency Equivalent ()							
			Principal Movement	Days	Yield	Adj Yield	Premium/ (Discount)	Interest	Total Cost	
Arkansas State Treasury (Con't)										
Federal Home Loan Bank Invest (Con't)										
431887 - Delta Inv - Tran Type: FHLB, Start: September 18, 2012, Maturity: October 14, 2015										
9/18/15	Invest - Bond Coupon Receipt	-25,000,000.00	0.00	0	1.00	1.014	0.00	125,000.00	125,000.00	
10/2/15	Invest - Bond Sale	-20,833,333.33	4,166,666.67	12	1.00	1.014	0.00	1,620.37	1,620.37	
10/14/15	Invest - Bond Sale	0.00	20,833,333.33	0	1.00	1.014	0.00	15,046.30	15,046.30	
1/1/16	Closing Balance	0.00	0.00	0	1.00	1.000	0.00	0.00	0.00	
						1.014	0.00	70,138.89	70,138.89	
433462 - Bank of Oklahoma Invesments - Tran Type: FHLB, Start: September 27, 2012, Maturity: October 5, 2015										
7/1/15	Opening Balance	-25,000,000.00	(25,000,000.00)	96	1.00	1.014	0.00	(65,277.78)	(65,277.78)	
9/27/15	Invest - Bond Coupon Receipt	-25,000,000.00	0.00	0	1.00	1.014	0.00	125,000.00	125,000.00	
10/5/15	Invest - Bond Sale	0.00	25,000,000.00	0	1.00	1.014	0.00	5,555.56	5,555.56	
1/1/16	Closing Balance	0.00	0.00	0	1.00	1.000	0.00	0.00	0.00	
						1.014	0.00	65,277.78	65,277.78	
448280 - Vining Sparks - Tran Type: FHLB, Start: January 22, 2013, Maturity: August 31, 2015										
7/1/15	Opening Balance	-15,000,000.00	(15,000,000.00)	61	0.97	0.984	7,218.85	(62,937.50)	(55,718.65)	
7/22/15	Invest - Bond Coupon Receipt	-15,000,000.00	0.00	0	0.97	0.984	0.00	71,250.00	71,250.00	
8/31/15	Invest - Bond Sale	0.00	15,000,000.00	0	0.97	0.984	0.00	15,437.50	15,437.50	
1/1/16	Closing Balance	0.00	0.00	0	0.97	0.971	0.00	0.00	0.00	
						0.984	7,218.85	23,750.00	30,968.85	
449611 - Vining Sparks - Tran Type: FHLB, Start: January 30, 2013, Maturity: October 30, 2015										
7/1/15	Opening Balance	-20,000,000.00	(20,000,000.00)	121	1.05	1.065	0.00	(88,083.33)	(88,083.33)	
7/30/15	Invest - Bond Coupon Receipt	-20,000,000.00	0.00	0	1.05	1.065	0.00	105,000.00	105,000.00	
10/30/15	Invest - Bond Sale	0.00	20,000,000.00	0	1.05	1.065	0.00	52,500.00	52,500.00	
1/1/16	Closing Balance	0.00	0.00	0	1.05	1.050	0.00	0.00	0.00	
						1.065	0.00	69,416.67	69,416.67	
455775 - First National Bankers Bank-Arkansas Region - Tran Type: FHLB, Start: March 18, 2013, Maturity: October 13, 2015										
7/1/15	Opening Balance	-7,000,000.00	(7,000,000.00)	104	1.10	1.115	0.00	(29,516.67)	(29,516.67)	
8/13/15	Invest - Bond Coupon Receipt	-7,000,000.00	0.00	0	1.10	1.115	0.00	38,500.00	38,500.00	
10/13/15	Invest - Bond Sale	0.00	7,000,000.00	0	1.10	1.115	0.00	12,833.33	12,833.33	
1/1/16	Closing Balance	0.00	0.00	0	1.10	1.100	0.00	0.00	0.00	
						1.115	0.00	21,816.66	21,816.66	
455778 - Stephens, Inc. - Tran Type: FHLB, Start: March 21, 2013, Maturity: November 4, 2015										
7/1/15	Opening Balance	-10,000,000.00	(10,000,000.00)	126	0.58	0.588	0.00	(16,111.11)	(16,111.11)	

Return on Investment - Detail - AST

Between: July 1, 2015 and January 1, 2016

Printed: January 4, 2016 10:27 am

Cash Flow Date	Transaction Description	Orig Curr Balance	Local Currency Equivalent ()						
			Principal Movement	Days	Yield	Adj Yield	Premium/ (Discount)	Interest	Total Cost
Arkansas State Treasury (Con't)									
Federal Home Loan Bank Invest (Con't)									
455778 - Stephens, Inc. - Tran Type: FHLB, Start: March 21, 2013, Maturity: November 4, 2015									
9/21/15	Invest - Bond Coupon Receipt	-10,000,000.00	0.00	0	0.58	0.588	0.00	29,000.00	29,000.00
11/4/15	Invest - Bond Sale	0.00	10,000,000.00	0	0.58	0.588	0.00	6,927.78	6,927.78
1/1/16	Closing Balance	0.00	0.00	0	0.58	0.580	0.00	0.00	0.00
						0.588	0.00	19,816.67	19,816.67
459532 - STIFEL NICOLAUS - Tran Type: FHLB, Start: April 11, 2013, Maturity: October 13, 2015									
7/1/15	Opening Balance	-10,000,000.00	(10,000,000.00)	104	1.13	1.146	0.00	(25,111.11)	(25,111.11)
10/11/15	Invest - Bond Coupon Receipt	-10,000,000.00	0.00	0	1.13	1.146	0.00	56,500.00	56,500.00
10/13/15	Invest - Bond Sale	0.00	10,000,000.00	0	1.13	1.146	0.00	627.78	627.78
1/1/16	Closing Balance	0.00	0.00	0	1.13	1.130	0.00	0.00	0.00
						1.146	0.00	32,016.67	32,016.67
465849 - First Tennessee - Tran Type: FHLB, Start: May 24, 2013, Maturity: December 11, 2015									
7/1/15	Opening Balance	-12,750,000.00	(12,750,000.00)	163	0.74	0.750	0.00	(10,221.25)	(10,221.25)
11/22/15	Invest - Bond Coupon Receipt	-12,750,000.00	0.00	0	0.74	0.750	0.00	47,175.00	47,175.00
12/11/15	Invest - Bond Sale	0.00	12,750,000.00	0	0.74	0.750	0.00	4,979.58	4,979.58
1/1/16	Closing Balance	0.00	0.00	0	0.74	0.740	0.00	0.00	0.00
						0.750	0.00	41,933.33	41,933.33
468742 - Raymond James & Associates, Inc. - Tran Type: FHLB, Start: June 19, 2013, Maturity: August 20, 2015									
7/1/15	Opening Balance	-7,500,000.00	(7,500,000.00)	50	0.58	0.588	0.00	(1,450.00)	(1,450.00)
8/20/15	Invest - Bond Sale	0.00	7,500,000.00	0	0.58	0.588	0.00	7,370.83	7,370.83
1/1/16	Closing Balance	0.00	0.00	0	0.58	0.580	0.00	0.00	0.00
						0.588	0.00	5,920.83	5,920.83
468744 - Raymond James & Associates, Inc. - Tran Type: FHLB, Start: June 20, 2013, Maturity: December 15, 2015									
7/1/15	Opening Balance	-12,500,000.00	(12,500,000.00)	167	1.15	1.166	0.00	(4,392.36)	(4,392.36)
12/15/15	Invest - Bond Sale	0.00	12,500,000.00	0	1.15	1.166	0.00	69,878.47	69,878.47
1/1/16	Closing Balance	0.00	0.00	0	1.15	1.150	0.00	0.00	0.00
						1.166	0.00	65,486.11	65,486.11
468983 - STIFEL NICOLAUS - Tran Type: FHLB, Start: June 20, 2013, Maturity: December 15, 2015									
7/1/15	Opening Balance	-25,000,000.00	(25,000,000.00)	82	1.25	1.269	1,000.79	(9,548.61)	(8,547.82)
9/21/15	Invest - Bond Sale	-9,299,300.20	15,700,699.80	85	1.25	1.269	1,000.79	49,609.85	50,610.64
12/15/15	Invest - Bond Sale	0.00	9,299,300.20	0	1.25	1.269	1,000.79	56,506.16	57,506.95
1/1/16	Closing Balance	0.00	0.00	0	1.25	1.252	0.00	0.00	0.00

Return on Investment - Detail - AST

Between: July 1, 2015 and January 1, 2016

Printed: January 4, 2016 10:27 am

Cash Flow Date	Transaction Description	Orig Curr Balance	Local Currency Equivalent ()							
			Principal Movement	Days	Yield	Adj Yield	Premium/ (Discount)	Interest	Total Cost	
Arkansas State Treasury (Con't)										
Federal Home Loan Bank Invest (Con't)										
							1.269	3,002.37	96,567.40	99,569.77
506067 - Crews & Associates - Tran Type: FHLB, Start: March 21, 2014, Maturity: September 4, 2015										
7/1/15	Opening Balance	-7,640,000.00	(7,640,000.00)	65	0.37	0.380	0.00	(79.58)	(79.58)	
9/4/15	Invest - Bond Sale	0.00	7,640,000.00	0	0.37	0.380	0.00	5,093.33	5,093.33	
1/1/16	Closing Balance	0.00	0.00	0	0.37	0.375	0.00	0.00	0.00	
							0.380	0.00	5,013.75	5,013.75
514269 - Commerce Bank - Tran Type: FHLB, Start: May 21, 2014, Maturity: September 4, 2015										
7/1/15	Opening Balance	-15,000,000.00	(15,000,000.00)	65	0.51	0.517	(19,509.90)	(24,150.00)	(43,659.90)	
9/4/15	Invest - Bond Sale	0.00	15,000,000.00	0	0.51	0.517	(19,509.90)	40,687.50	21,177.60	
1/1/16	Closing Balance	0.00	0.00	0	0.51	0.510	0.00	0.00	0.00	
							0.517	(39,019.80)	16,537.50	(22,482.30)
518148 - Simmons First Investment Group - Tran Type: FHLB, Start: June 19, 2014, Maturity: September 21, 2015										
7/1/15	Opening Balance	-15,000,000.00	(15,000,000.00)	82	0.70	0.710	0.00	(3,500.00)	(3,500.00)	
9/21/15	Invest - Bond Sale	0.00	15,000,000.00	0	0.70	0.710	0.00	26,833.33	26,833.33	
1/1/16	Closing Balance	0.00	0.00	0	0.70	0.700	0.00	0.00	0.00	
							0.710	0.00	23,333.33	23,333.33
528035 - Commerce Bank - Tran Type: FHLB, Start: September 4, 2014, Maturity: September 2, 2015										
7/1/15	Opening Balance	-30,000,000.00	(30,000,000.00)	61	1.78	1.805	36,065.77	(23,020.83)	13,044.94	
8/31/15	Invest - Bond Sale	-25,000,000.00	5,000,000.00	2	1.78	1.805	36,065.77	17,378.47	53,444.24	
9/2/15	Invest - Bond Sale	0.00	25,000,000.00	0	1.78	1.805	36,065.77	88,020.83	124,086.60	
1/1/16	Closing Balance	0.00	0.00	0	1.78	1.780	0.00	0.00	0.00	
							1.805	108,197.31	82,378.47	190,575.78
534456 - UBS - Tran Type: FHLB, Start: October 22, 2014, Maturity: August 26, 2015										
7/1/15	Opening Balance	-15,000,000.00	(15,000,000.00)	56	0.32	0.324	0.00	(6,666.67)	(6,666.67)	
8/26/15	Invest - Bond Sale	0.00	15,000,000.00	0	0.32	0.324	0.00	14,000.00	14,000.00	
1/1/16	Closing Balance	0.00	0.00	0	0.32	0.320	0.00	0.00	0.00	
							0.324	0.00	7,333.33	7,333.33
544126 - Commerce Bank - Tran Type: FHLB, Start: January 7, 2015, Maturity: August 26, 2015										
7/1/15	Opening Balance	-20,000,000.00	(20,000,000.00)	56	0.38	0.380	5,242.91	(18,311.11)	(13,068.20)	
8/26/15	Invest - Bond Sale	0.00	20,000,000.00	0	0.38	0.380	5,242.91	28,088.89	33,331.80	
1/1/16	Closing Balance	0.00	0.00	0	0.38	0.375	0.00	0.00	0.00	

Return on Investment - Detail - AST

Between: July 1, 2015 and January 1, 2016

Printed: January 4, 2016 10:27 am

Cash Flow Date	Transaction Description	Orig Curr Balance	Local Currency Equivalent ()							
			Principal Movement	Days	Yield	Adj Yield	Premium/ (Discount)	Interest	Total Cost	
Arkansas State Treasury (Con't)										
Federal Home Loan Bank Invest (Con't)										
544127 - Vining Sparks - Tran Type: FHLB, Start: January 7, 2015, Maturity: August 26, 2015							0.380	10,485.82	9,777.78	20,263.60
7/1/15	Opening Balance	-20,000,000.00	(20,000,000.00)	56	0.37	0.378	4,987.60	(18,311.11)	(13,323.51)	
8/26/15	Invest - Bond Sale	0.00	20,000,000.00	0	0.37	0.378	4,987.60	28,088.89	33,076.49	
1/1/16	Closing Balance	0.00	0.00	0	0.37	0.372	0.00	0.00	0.00	
							0.378	9,975.20	9,777.78	19,752.98
577542 - Crews & Associates - Tran Type: FHLB, Start: June 11, 2015, Maturity: September 15, 2043										
7/1/15	Opening Balance	-11,861,657.54	(11,861,657.54)	184	2.45	2.482	0.00	(87,314.98)	(87,314.98)	
9/15/15	Invest - Bond Coupon Receipt	-11,861,657.54	0.00	0	2.45	2.482	0.00	148,270.72	148,270.72	
1/1/16	Closing Balance	-11,861,657.54	(11,861,657.54)	0	2.45	2.482	0.00	87,314.98	87,314.98	
							2.482	0.00	148,270.72	148,270.72
577548 - First National Bankers Bank-Arkansas Region - Tran Type: FHLB, Start: June 15, 2015, Maturity: January 17, 2045										
7/1/15	Opening Balance	-22,099,047.49	(22,099,047.49)	184	2.08	2.105	0.00	(201,346.88)	(201,346.88)	
7/17/15	Invest - Bond Coupon Receipt	-22,099,047.49	0.00	0	2.08	2.105	0.00	220,990.47	220,990.47	
1/1/16	Closing Balance	-22,099,047.49	(22,099,047.49)	0	2.08	2.105	0.00	201,346.88	201,346.88	
							2.105	0.00	220,990.47	220,990.47
Federal Home Loan Bank							1.192	99,859.75	1,072,748.58	1,172,608.33
Federal Home Loan Mortgage Corporation Invest										
426018 - Morgan Stanley - Tran Type: FHLMC, Start: August 7, 2012, Maturity: August 7, 2015										
7/1/15	Opening Balance	-12,000,000.00	(12,000,000.00)	37	1.00	1.014	0.00	(48,000.00)	(48,000.00)	
8/7/15	Invest - Bond Coupon Receipt	0.00	0.00	0	1.00	1.014	0.00	60,000.00	60,000.00	
8/7/15	Invest - Bond Sale	0.00	12,000,000.00	0	1.00	1.014	0.00	0.00	0.00	
1/1/16	Closing Balance	0.00	0.00	0	1.00	1.000	0.00	0.00	0.00	
							1.014	0.00	12,000.00	12,000.00
432311 - Simmons First Investment Group - Tran Type: FHLMC, Start: September 20, 2012, Maturity: September 21, 2015										
7/1/15	Opening Balance	-25,000,000.00	(25,000,000.00)	82	1.05	1.065	0.00	(73,645.83)	(73,645.83)	
9/20/15	Invest - Bond Coupon Receipt	-25,000,000.00	0.00	0	1.05	1.065	0.00	131,250.00	131,250.00	
9/21/15	Invest - Bond Sale	0.00	25,000,000.00	0	1.05	1.065	0.00	729.17	729.17	
1/1/16	Closing Balance	0.00	0.00	0	1.05	1.050	0.00	0.00	0.00	
							1.065	0.00	58,333.34	58,333.34

Return on Investment - Detail - AST

Between: July 1, 2015 and January 1, 2016

Printed: January 4, 2016 10:27 am

Cash Flow Date	Transaction Description	Orig Curr Balance	Local Currency Equivalent ()							
			Principal Movement	Days	Yield	Adj Yield	Premium/ (Discount)	Interest	Total Cost	
Arkansas State Treasury (Con't)										
Federal Home Loan Mortgage Corporation Invest (Con't)										
432312 - Bank of Oklahoma Invesments - Tran Type: FHLMC, Start: September 20, 2012, Maturity: September 21, 2015										
7/1/15	Opening Balance	-25,000,000.00	(25,000,000.00)	82	1.05	1.065	0.00	(73,645.83)	(73,645.83)	
9/20/15	Invest - Bond Coupon Receipt	-25,000,000.00	0.00	0	1.05	1.065	0.00	131,250.00	131,250.00	
9/21/15	Invest - Bond Sale	0.00	25,000,000.00	0	1.05	1.065	0.00	729.17	729.17	
1/1/16	Closing Balance	0.00	0.00	0	1.05	1.050	0.00	0.00	0.00	
							1.065	0.00	58,333.34	58,333.34
433299 - Stephens, Inc. - Tran Type: FHLMC, Start: September 27, 2012, Maturity: September 28, 2015										
7/1/15	Opening Balance	-50,000,000.00	(50,000,000.00)	89	1.04	1.054	0.00	(135,777.78)	(135,777.78)	
9/27/15	Invest - Bond Coupon Receipt	-50,000,000.00	0.00	0	1.04	1.054	0.00	260,000.00	260,000.00	
9/28/15	Invest - Bond Sale	0.00	50,000,000.00	0	1.04	1.054	0.00	1,444.44	1,444.44	
1/1/16	Closing Balance	0.00	0.00	0	1.04	1.040	0.00	0.00	0.00	
							1.054	0.00	125,666.66	125,666.66
446457 - First National Bankers Bank-Arkansas Region - Tran Type: FHLMC, Start: January 8, 2013, Maturity: August 20, 2015										
7/1/15	Opening Balance	-20,000,000.00	(20,000,000.00)	50	0.91	0.924	17,156.09	(86,527.78)	(69,371.69)	
7/3/15	Invest - Bond Coupon Receipt	-20,000,000.00	0.00	0	0.91	0.924	0.00	87,500.00	87,500.00	
8/20/15	Invest - Bond Sale	0.00	20,000,000.00	0	0.91	0.924	0.00	22,847.22	22,847.22	
1/1/16	Closing Balance	0.00	0.00	0	0.91	0.911	0.00	0.00	0.00	
							0.924	17,156.09	23,819.44	40,975.53
447932 - Crews & Associates - Tran Type: FHLMC, Start: January 17, 2013, Maturity: October 13, 2015										
7/1/15	Opening Balance	-3,675,000.00	(3,675,000.00)	104	1.00	1.014	0.00	(17,354.17)	(17,354.17)	
7/11/15	Invest - Bond Coupon Receipt	-3,675,000.00	0.00	0	1.00	1.014	0.00	18,375.00	18,375.00	
10/13/15	Invest - Bond Sale	0.00	3,675,000.00	0	1.00	1.014	0.00	9,391.67	9,391.67	
1/1/16	Closing Balance	0.00	0.00	0	1.00	1.000	0.00	0.00	0.00	
							1.014	0.00	10,412.50	10,412.50
455779 - Stephens, Inc. - Tran Type: FHLMC, Start: March 21, 2013, Maturity: September 21, 2015										
7/1/15	Opening Balance	-15,200,000.00	(15,200,000.00)	82	0.80	0.811	0.00	(33,777.78)	(33,777.78)	
9/21/15	Invest - Bond Coupon Receipt	0.00	0.00	0	0.80	0.811	0.00	60,800.00	60,800.00	
9/21/15	Invest - Bond Sale	0.00	15,200,000.00	0	0.80	0.811	0.00	0.00	0.00	
1/1/16	Closing Balance	0.00	0.00	0	0.80	0.800	0.00	0.00	0.00	
							0.811	0.00	27,022.22	27,022.22
466108 - Vining Sparks - Tran Type: FHLMC, Start: May 29, 2013, Maturity: September 4, 2015										
7/1/15	Opening Balance	-25,000,000.00	(25,000,000.00)	65	0.63	0.634	0.00	(15,625.00)	(15,625.00)	

Return on Investment - Detail - AST

Between: July 1, 2015 and January 1, 2016

Printed: January 4, 2016 10:27 am

Cash Flow Date	Transaction Description	Orig Curr Balance	Local Currency Equivalent ()							
			Principal Movement	Days	Yield	Adj Yield	Premium/ (Discount)	Interest	Total Cost	
Arkansas State Treasury (Con't)										
Federal Home Loan Mortgage Corporation Invest (Con't)										
466108 - Vining Sparks - Tran Type: FHLMC, Start: May 29, 2013, Maturity: September 4, 2015										
9/4/15	Invest - Bond Sale	0.00	25,000,000.00	0	0.63	0.634	0.00	42,968.75	42,968.75	
1/1/16	Closing Balance	0.00	0.00	0	0.63	0.625	0.00	0.00	0.00	
							0.634	0.00	27,343.75	27,343.75
466565 - Raymond James & Associates, Inc. - Tran Type: FHLMC, Start: May 30, 2013, Maturity: December 15, 2015										
7/1/15	Opening Balance	-15,000,000.00	(15,000,000.00)	167	1.13	1.141	0.00	(16,875.00)	(16,875.00)	
11/25/15	Invest - Bond Coupon Receipt	-15,000,000.00	0.00	0	1.13	1.141	0.00	84,375.00	84,375.00	
12/15/15	Invest - Bond Sale	0.00	15,000,000.00	0	1.13	1.141	0.00	9,375.00	9,375.00	
1/1/16	Closing Balance	0.00	0.00	0	1.13	1.125	0.00	0.00	0.00	
							1.141	0.00	76,875.00	76,875.00
466779 - Bank of Oklahoma Investments - Tran Type: FHLMC, Start: May 31, 2013, Maturity: October 22, 2015										
7/1/15	Opening Balance	-25,000,000.00	(25,000,000.00)	113	0.92	0.929	10,753.39	(64,375.00)	(53,621.61)	
9/18/15	Invest - Bond Coupon Receipt	-25,000,000.00	0.00	0	0.92	0.929	0.00	112,500.00	112,500.00	
10/22/15	Invest - Bond Sale	0.00	25,000,000.00	0	0.92	0.929	0.00	21,250.00	21,250.00	
1/1/16	Closing Balance	0.00	0.00	0	0.92	0.916	0.00	0.00	0.00	
							0.929	10,753.39	69,375.00	80,128.39
468534 - First National Bankers Bank-Arkansas Region - Tran Type: FHLMC, Start: June 12, 2013, Maturity: August 20, 2015										
7/1/15	Opening Balance	-10,000,000.00	(10,000,000.00)	50	0.85	0.862	0.00	(4,486.11)	(4,486.11)	
8/20/15	Invest - Bond Sale	0.00	10,000,000.00	0	0.85	0.862	0.00	16,055.56	16,055.56	
1/1/16	Closing Balance	0.00	0.00	0	0.85	0.850	0.00	0.00	0.00	
							0.862	0.00	11,569.45	11,569.45
571478 - Federal Home Loan Mortgage Corporation - Tran Type: FHLMC, Start: June 30, 2015, Maturity: July 15, 2042										
7/1/15	Opening Balance	-18,981,000.00	(18,981,000.00)	184	3.35	3.399	(49.50)	(306,332.25)	(306,381.75)	
7/15/15	Invest - Bond Coupon Receipt	-18,981,000.00	0.00	0	3.35	3.399	0.00	332,167.50	332,167.50	
1/1/16	Closing Balance	-18,981,000.00	(18,981,000.00)	0	3.35	3.399	8,962.07	306,332.25	315,294.32	
							3.399	8,912.57	332,167.50	341,080.07
577764 - Crews & Associates - Tran Type: FHLMC, Start: August 27, 2015, Maturity: October 15, 2038										
7/1/15	Opening Balance	0.00	0.00	0	0.00	0.000	0.00	0.00	0.00	
8/27/15	Invest - Bond Purchase	-61,187,000.00	(61,187,000.00)	127	1.38	1.402	0.00	(76,220.60)	(76,220.60)	
9/15/15	Invest - Bond Coupon Receipt	-61,187,000.00	0.00	0	1.38	1.402	0.00	74,801.11	74,801.11	
10/15/15	Invest - Bond Coupon Receipt	-61,187,000.00	0.00	0	1.38	1.402	0.00	74,801.11	74,801.11	
11/15/15	Invest - Bond Coupon Receipt	-61,187,000.00	0.00	0	1.38	1.402	0.00	74,801.11	74,801.11	

Return on Investment - Detail - AST

Between: July 1, 2015 and January 1, 2016

Printed: January 4, 2016 10:27 am

Cash Flow Date	Transaction Description	Orig Curr Balance	Local Currency Equivalent ()							
			Principal Movement	Days	Yield	Adj Yield	Premium/ (Discount)	Interest	Total Cost	
Arkansas State Treasury (Con't)										
Federal Home Loan Mortgage Corporation Invest (Con't)										
577764 - Crews & Associates - Tran Type: FHLMC, Start: August 27, 2015, Maturity: October 15, 2038										
12/15/15	Invest - Bond Coupon Receipt	-61,187,000.00	0.00	0	1.38	1.402	0.00	74,801.11	74,801.11	
1/1/16	Closing Balance	-61,187,000.00	(61,187,000.00)	0	1.38	1.402	(234,652.38)	39,893.92	(194,758.46)	
							1.402	(234,652.38)	262,877.76	28,225.38
577995 - Simmons First Investment Group - Tran Type: FHLMC, Start: August 28, 2015, Maturity: September 15, 2041										
7/1/15	Opening Balance	0.00	0.00	0	0.00	0.000	0.00	0.00	0.00	
8/28/15	Invest - Bond Purchase	-14,585,323.00	(14,585,323.00)	126	4.42	4.525	0.00	(23,898.02)	(23,898.02)	
9/15/15	Invest - Bond Coupon Receipt	-14,585,323.00	0.00	0	4.42	4.525	0.00	54,694.96	54,694.96	
10/15/15	Invest - Bond Coupon Receipt	-14,585,323.00	0.00	0	4.42	4.525	0.00	54,694.96	54,694.96	
11/15/15	Invest - Bond Coupon Receipt	-14,585,323.00	0.00	0	4.42	4.525	0.00	54,694.96	54,694.96	
12/15/15	Invest - Bond Coupon Receipt	-14,585,323.00	0.00	0	4.42	4.525	0.00	54,694.96	54,694.96	
1/1/16	Closing Balance	-14,585,323.00	(14,585,323.00)	0	4.42	4.525	(59,231.02)	29,170.65	(30,060.37)	
							4.525	(59,231.02)	224,052.47	164,821.45
577996 - Crews & Associates - Tran Type: FHLMC, Start: August 28, 2015, Maturity: February 16, 2039										
7/1/15	Opening Balance	0.00	0.00	0	0.00	0.000	0.00	0.00	0.00	
8/28/15	Invest - Bond Purchase	-42,625,000.00	(42,625,000.00)	126	3.83	3.918	0.00	(25,494.03)	(25,494.03)	
9/16/15	Invest - Bond Coupon Receipt	-42,625,000.00	0.00	0	3.83	3.918	0.00	138,531.25	138,531.25	
10/16/15	Invest - Bond Coupon Receipt	-42,625,000.00	0.00	0	3.83	3.918	0.00	138,531.25	138,531.25	
11/16/15	Invest - Bond Coupon Receipt	-42,625,000.00	0.00	0	3.83	3.918	0.00	138,531.25	138,531.25	
12/16/15	Invest - Bond Coupon Receipt	-42,625,000.00	0.00	0	3.83	3.918	0.00	138,531.25	138,531.25	
1/1/16	Closing Balance	-42,625,000.00	(42,625,000.00)	0	3.83	3.918	(315,228.43)	69,265.63	(245,962.80)	
							3.918	(315,228.43)	597,896.60	282,668.17
577998 - Crews & Associates - Tran Type: FHLMC, Start: August 27, 2015, Maturity: May 15, 2045										
7/1/15	Opening Balance	0.00	0.00	0	0.00	0.000	0.00	0.00	0.00	
8/27/15	Invest - Bond Purchase	-14,000,000.00	(14,000,000.00)	127	4.47	4.575	0.00	(21,000.00)	(21,000.00)	
9/15/15	Invest - Bond Coupon Receipt	-14,000,000.00	0.00	0	4.47	4.575	0.00	52,500.00	52,500.00	
10/15/15	Invest - Bond Coupon Receipt	-14,000,000.00	0.00	0	4.47	4.575	0.00	52,500.00	52,500.00	
11/15/15	Invest - Bond Coupon Receipt	-14,000,000.00	0.00	0	4.47	4.575	0.00	52,500.00	52,500.00	
12/15/15	Invest - Bond Coupon Receipt	-14,000,000.00	0.00	0	4.47	4.575	0.00	52,500.00	52,500.00	
1/1/16	Closing Balance	-14,000,000.00	(14,000,000.00)	0	4.47	4.575	797.74	28,000.00	28,797.74	
							4.575	797.74	217,000.00	217,797.74
577999 - Crews & Associates - Tran Type: FHLMC, Start: August 27, 2015, Maturity: January 16, 2034										

Return on Investment - Detail - AST

Between: July 1, 2015 and January 1, 2016

Printed: January 4, 2016 10:27 am

Cash Flow Date	Transaction Description	Orig Curr Balance	Local Currency Equivalent ()							
			Principal Movement	Days	Yield	Adj Yield	Premium/ (Discount)	Interest	Total Cost	
Arkansas State Treasury (Con't)										
Federal Home Loan Mortgage Corporation Invest (Con't)										
577999 - Crews & Associates - Tran Type: FHLMC, Start: August 27, 2015, Maturity: January 16, 2034										
7/1/15	Opening Balance	0.00	0.00	0	0.00	0.000	0.00	0.00	0.00	0.00
8/27/15	Invest - Bond Purchase	-50,453,133.00	(50,453,133.00)	127	3.85	3.937	0.00	(24,184.13)		(24,184.13)
9/16/15	Invest - Bond Coupon Receipt	-50,453,133.00	0.00	0	3.85	3.937	0.00	163,972.68		163,972.68
10/16/15	Invest - Bond Coupon Receipt	-50,453,133.00	0.00	0	3.85	3.937	0.00	163,972.68		163,972.68
11/16/15	Invest - Bond Coupon Receipt	-50,453,133.00	0.00	0	3.85	3.937	0.00	163,972.68		163,972.68
12/16/15	Invest - Bond Coupon Receipt	-50,453,133.00	0.00	0	3.85	3.937	0.00	163,972.68		163,972.68
1/1/16	Closing Balance	-50,453,133.00	(50,453,133.00)	0	3.85	3.937	(530,128.24)	81,986.34		(448,141.90)
							3.937	(530,128.24)	713,692.93	183,564.69
578001 - Crews & Associates - Tran Type: FHLMC, Start: August 27, 2015, Maturity: October 15, 2038										
7/1/15	Opening Balance	0.00	0.00	0	0.00	0.000	0.00	0.00		0.00
8/27/15	Invest - Bond Purchase	-61,187,000.00	(61,187,000.00)	127	3.39	3.463	0.00	(76,220.60)		(76,220.60)
9/15/15	Invest - Bond Coupon Receipt	-61,187,000.00	0.00	0	3.39	3.463	0.00	178,462.08		178,462.08
10/15/15	Invest - Bond Coupon Receipt	-61,187,000.00	0.00	0	3.39	3.463	0.00	178,462.08		178,462.08
11/15/15	Invest - Bond Coupon Receipt	-61,187,000.00	0.00	0	3.39	3.463	0.00	178,462.08		178,462.08
12/15/15	Invest - Bond Coupon Receipt	-61,187,000.00	0.00	0	3.39	3.463	0.00	178,462.08		178,462.08
1/1/16	Closing Balance	-61,187,000.00	(61,187,000.00)	0	3.39	3.463	(234,652.38)	95,179.78		(139,472.60)
							3.463	(234,652.38)	732,807.50	498,155.12
578002 - Crews & Associates - Tran Type: FHLMC, Start: August 27, 2015, Maturity: July 15, 2040										
7/1/15	Opening Balance	0.00	0.00	0	0.00	0.000	0.00	0.00		0.00
8/27/15	Invest - Bond Purchase	-5,608,024.00	(5,608,024.00)	127	6.34	6.520	0.00	(4,012.20)		(4,012.20)
9/15/15	Invest - Bond Coupon Receipt	-5,608,024.00	0.00	0	6.34	6.520	0.00	29,909.46		29,909.46
10/15/15	Invest - Bond Coupon Receipt	-5,608,024.00	0.00	0	6.34	6.520	0.00	29,909.46		29,909.46
11/15/15	Invest - Bond Coupon Receipt	-5,608,024.00	0.00	0	6.34	6.520	0.00	29,909.46		29,909.46
12/15/15	Invest - Bond Coupon Receipt	-5,608,024.00	0.00	0	6.34	6.520	0.00	29,909.46		29,909.46
1/1/16	Closing Balance	-5,608,024.00	(5,608,024.00)	0	6.34	6.520	(31,176.19)	15,951.71		(15,224.48)
							6.520	(31,176.19)	131,577.35	100,401.16
578004 - Simmons First Investment Group - Tran Type: FHLMC, Start: August 26, 2015, Maturity: October 15, 2038										
7/1/15	Opening Balance	0.00	0.00	0	0.00	0.000	0.00	0.00		0.00
8/26/15	Invest - Bond Purchase	-23,000,000.00	(23,000,000.00)	128	4.25	4.352	0.00	(28,735.99)		(28,735.99)
9/15/15	Invest - Bond Coupon Receipt	-23,000,000.00	0.00	0	4.25	4.352	0.00	86,250.00		86,250.00
10/15/15	Invest - Bond Coupon Receipt	-23,000,000.00	0.00	0	4.25	4.352	0.00	86,250.00		86,250.00

Return on Investment - Detail - AST

Between: July 1, 2015 and January 1, 2016

Printed: January 4, 2016 10:27 am

Cash Flow Date	Transaction Description	Orig Curr Balance	Local Currency Equivalent ()							
			Principal Movement	Days	Yield	Adj Yield	Premium/ (Discount)	Interest	Total Cost	
Arkansas State Treasury (Con't)										
Federal Home Loan Mortgage Corporation Invest (Con't)										
578004 - Simmons First Investment Group - Tran Type: FHLMC, Start: August 26, 2015, Maturity: October 15, 2038										
11/15/15	Invest - Bond Coupon Receipt	-23,000,000.00	0.00	0	4.25	4.352	0.00	86,250.00	86,250.00	
12/15/15	Invest - Bond Coupon Receipt	-23,000,000.00	0.00	0	4.25	4.352	0.00	86,250.00	86,250.00	
1/1/16	Closing Balance	-23,000,000.00	(23,000,000.00)	0	4.25	4.352	(157,388.68)	46,000.00	(111,388.68)	
							4.352	(157,388.68)	362,264.01	204,875.33
578005 - Bank of Oklahoma Invesments - Tran Type: FHLMC, Start: August 26, 2015, Maturity: April 15, 2043										
7/1/15	Opening Balance	0.00	0.00	0	0.00	0.000	0.00	0.00	0.00	
8/26/15	Invest - Bond Purchase	-7,000,000.00	(7,000,000.00)	128	4.98	5.106	0.00	(3,236.07)	(3,236.07)	
9/15/15	Invest - Bond Coupon Receipt	-7,000,000.00	0.00	0	4.98	5.106	0.00	26,250.00	26,250.00	
10/15/15	Invest - Bond Coupon Receipt	-7,000,000.00	0.00	0	4.98	5.106	0.00	26,250.00	26,250.00	
11/15/15	Invest - Bond Coupon Receipt	-7,000,000.00	0.00	0	4.98	5.106	0.00	26,250.00	26,250.00	
12/15/15	Invest - Bond Coupon Receipt	-7,000,000.00	0.00	0	4.98	5.106	0.00	26,250.00	26,250.00	
1/1/16	Closing Balance	-7,000,000.00	(7,000,000.00)	0	4.98	5.106	(35,588.86)	14,000.00	(21,588.86)	
							5.106	(35,588.86)	115,763.93	80,175.07
578231 - First National Bankers Bank-Arkansas Region - Tran Type: FHLMC, Start: August 31, 2015, Maturity: January 15, 2045										
7/1/15	Opening Balance	0.00	0.00	0	0.00	0.000	0.00	0.00	0.00	
8/31/15	Invest - Bond Purchase	-58,167,108.00	(58,167,108.00)	123	4.07	4.162	0.00	(96,945.18)	(96,945.18)	
9/15/15	Invest - Bond Coupon Receipt	-58,167,108.00	0.00	0	4.07	4.162	0.00	193,890.36	193,890.36	
10/15/15	Invest - Bond Coupon Receipt	-58,167,108.00	0.00	0	4.07	4.162	0.00	193,890.36	193,890.36	
11/15/15	Invest - Bond Coupon Receipt	-58,167,108.00	0.00	0	4.07	4.162	0.00	193,890.36	193,890.36	
12/15/15	Invest - Bond Coupon Receipt	-58,167,108.00	0.00	0	4.07	4.162	0.00	193,890.36	193,890.36	
1/1/16	Closing Balance	-58,167,108.00	(58,167,108.00)	0	4.07	4.162	(8,958.41)	103,408.19	94,449.78	
							4.162	(8,958.41)	782,024.45	773,066.04
578232 - Crews & Associates - Tran Type: FHLMC, Start: August 31, 2015, Maturity: January 16, 2034										
7/1/15	Opening Balance	0.00	0.00	0	0.00	0.000	0.00	0.00	0.00	
8/31/15	Invest - Bond Purchase	-625,000.00	(625,000.00)	123	3.84	3.924	0.00	(345.68)	(345.68)	
9/16/15	Invest - Bond Coupon Receipt	-625,000.00	0.00	0	3.84	3.924	0.00	2,031.25	2,031.25	
10/16/15	Invest - Bond Coupon Receipt	-625,000.00	0.00	0	3.84	3.924	0.00	2,031.25	2,031.25	
11/16/15	Invest - Bond Coupon Receipt	-625,000.00	0.00	0	3.84	3.924	0.00	2,031.25	2,031.25	
12/16/15	Invest - Bond Coupon Receipt	-625,000.00	0.00	0	3.84	3.924	0.00	2,031.25	2,031.25	
1/1/16	Closing Balance	-625,000.00	(625,000.00)	0	3.84	3.924	(6,410.96)	1,015.63	(5,395.33)	
							3.924	(6,410.96)	8,794.95	2,383.99

Return on Investment - Detail - AST

Between: July 1, 2015 and January 1, 2016

Printed: January 4, 2016 10:27 am

Cash Flow Date	Transaction Description	Orig Curr Balance	Local Currency Equivalent ()							
			Principal Movement	Days	Yield	Adj Yield	Premium/ (Discount)	Interest	Total Cost	
Arkansas State Treasury (Con't)										
Federal Home Loan Mortgage Corporation Invest (Con't)										
578233 - Crews & Associates - Tran Type: FHLMC, Start: August 31, 2015, Maturity: July 16, 2038										
7/1/15	Opening Balance	0.00	0.00	0	0.00	0.000	0.00	0.00	0.00	0.00
8/31/15	Invest - Bond Purchase	-3,000,000.00	(3,000,000.00)	123	3.81	3.889	0.00	(2,524.56)	(2,524.56)	(2,524.56)
9/16/15	Invest - Bond Coupon Receipt	-3,000,000.00	0.00	0	3.81	3.889	0.00	9,750.00	9,750.00	9,750.00
10/16/15	Invest - Bond Coupon Receipt	-3,000,000.00	0.00	0	3.81	3.889	0.00	9,750.00	9,750.00	9,750.00
11/16/15	Invest - Bond Coupon Receipt	-3,000,000.00	0.00	0	3.81	3.889	0.00	9,750.00	9,750.00	9,750.00
12/16/15	Invest - Bond Coupon Receipt	-3,000,000.00	0.00	0	3.81	3.889	0.00	9,750.00	9,750.00	9,750.00
1/1/16	Closing Balance	-3,000,000.00	(3,000,000.00)	0	3.81	3.889	(20,011.26)	4,875.00	(15,136.26)	(15,136.26)
							3.889	(20,011.26)	41,350.44	21,339.18
578234 - Crews & Associates - Tran Type: FHLMC, Start: August 31, 2015, Maturity: June 30, 2023										
7/1/15	Opening Balance	0.00	0.00	0	0.00	0.000	0.00	0.00	0.00	0.00
8/31/15	Invest - Bond Purchase	-15,510,000.00	(15,510,000.00)	123	3.65	3.731	0.00	(12,329.98)	(12,329.98)	(12,329.98)
9/30/15	Invest - Bond Coupon Receipt	-15,510,000.00	0.00	0	3.65	3.731	0.00	47,822.50	47,822.50	47,822.50
10/30/15	Invest - Bond Coupon Receipt	-15,510,000.00	0.00	0	3.65	3.731	0.00	47,822.50	47,822.50	47,822.50
11/30/15	Invest - Bond Coupon Receipt	-15,510,000.00	0.00	0	3.65	3.731	0.00	47,822.50	47,822.50	47,822.50
12/30/15	Invest - Bond Coupon Receipt	-15,510,000.00	0.00	0	3.65	3.731	0.00	47,822.50	47,822.50	47,822.50
1/1/16	Closing Balance	-15,510,000.00	(15,510,000.00)	0	3.65	3.731	(193,229.17)	1,594.08	(191,635.09)	(191,635.09)
							3.731	(193,229.17)	180,554.10	(12,675.07)
579042 - Crews & Associates - Tran Type: FHLMC, Start: August 25, 2015, Maturity: May 15, 2038										
7/1/15	Opening Balance	0.00	0.00	0	0.00	0.000	0.00	0.00	0.00	0.00
8/25/15	Invest - Bond Purchase	-10,821,407.00	(10,821,407.00)	129	4.59	4.702	0.00	(5,740.38)	(5,740.38)	(5,740.38)
9/15/15	Invest - Bond Coupon Receipt	-10,821,407.00	0.00	0	4.59	4.702	0.00	40,580.28	40,580.28	40,580.28
10/15/15	Invest - Bond Coupon Receipt	-10,821,407.00	0.00	0	4.59	4.702	0.00	40,580.28	40,580.28	40,580.28
11/15/15	Invest - Bond Coupon Receipt	-10,821,407.00	0.00	0	4.59	4.702	0.00	40,580.28	40,580.28	40,580.28
12/15/15	Invest - Bond Coupon Receipt	-10,821,407.00	0.00	0	4.59	4.702	0.00	40,580.28	40,580.28	40,580.28
1/1/16	Closing Balance	-10,821,407.00	(10,821,407.00)	0	4.59	4.702	(52,065.50)	21,642.81	(30,422.69)	(30,422.69)
							4.702	(52,065.50)	178,223.55	126,158.05
579043 - Crews & Associates - Tran Type: FHLMC, Start: August 25, 2015, Maturity: July 15, 2041										
7/1/15	Opening Balance	0.00	0.00	0	0.00	0.000	0.00	0.00	0.00	0.00
8/25/15	Invest - Bond Purchase	-4,500,000.00	(4,500,000.00)	129	4.61	4.717	0.00	(2,916.08)	(2,916.08)	(2,916.08)
9/15/15	Invest - Bond Coupon Receipt	-4,500,000.00	0.00	0	4.61	4.717	0.00	16,875.00	16,875.00	16,875.00
10/15/15	Invest - Bond Coupon Receipt	-4,500,000.00	0.00	0	4.61	4.717	0.00	16,875.00	16,875.00	16,875.00

Return on Investment - Detail - AST

Between: July 1, 2015 and January 1, 2016

Printed: January 4, 2016 10:27 am

Cash Flow Date	Transaction Description	Orig Curr Balance	Local Currency Equivalent ()							
			Principal Movement	Days	Yield	Adj Yield	Premium/ (Discount)	Interest	Total Cost	
Arkansas State Treasury (Con't)										
Federal Home Loan Mortgage Corporation Invest (Con't)										
579043 - Crews & Associates - Tran Type: FHLMC, Start: August 25, 2015, Maturity: July 15, 2041										
11/15/15	Invest - Bond Coupon Receipt	-4,500,000.00	0.00	0	4.61	4.717	0.00	16,875.00	16,875.00	
12/15/15	Invest - Bond Coupon Receipt	-4,500,000.00	0.00	0	4.61	4.717	0.00	16,875.00	16,875.00	
1/1/16	Closing Balance	-4,500,000.00	(4,500,000.00)	0	4.61	4.717	(25,253.26)	9,000.00	(16,253.26)	
						4.717	(25,253.26)	73,583.92	48,330.66	
579044 - Suntrust Capital Markets - Tran Type: FHLMC, Start: August 20, 2015, Maturity: December 20, 2036										
7/1/15	Opening Balance	0.00	0.00	0	0.00	0.000	0.00	0.00	0.00	
8/20/15	Invest - Bond Purchase	-10,000,000.00	(10,000,000.00)	134	4.29	4.387	0.00	(23,750.00)	(23,750.00)	
9/20/15	Invest - Bond Coupon Receipt	-10,000,000.00	0.00	0	4.29	4.387	0.00	37,500.00	37,500.00	
10/20/15	Invest - Bond Coupon Receipt	-10,000,000.00	0.00	0	4.29	4.387	0.00	37,500.00	37,500.00	
11/20/15	Invest - Bond Coupon Receipt	-10,000,000.00	0.00	0	4.29	4.387	0.00	37,500.00	37,500.00	
12/20/15	Invest - Bond Coupon Receipt	-10,000,000.00	0.00	0	4.29	4.387	0.00	37,500.00	37,500.00	
1/1/16	Closing Balance	-10,000,000.00	(10,000,000.00)	0	4.29	4.387	4,919.05	13,750.00	18,669.05	
						4.387	4,919.05	140,000.00	144,919.05	
579046 - JP Morgan Chase - Tran Type: FHLMC, Start: August 20, 2015, Maturity: September 15, 2040										
7/1/15	Opening Balance	0.00	0.00	0	0.00	0.000	0.00	0.00	0.00	
8/20/15	Invest - Bond Purchase	-32,000,000.00	(32,000,000.00)	134	3.47	3.548	0.00	(41,994.41)	(41,994.41)	
9/15/15	Invest - Bond Coupon Receipt	-32,000,000.00	0.00	0	3.47	3.548	0.00	93,333.33	93,333.33	
10/15/15	Invest - Bond Coupon Receipt	-32,000,000.00	0.00	0	3.47	3.548	0.00	93,333.33	93,333.33	
11/15/15	Invest - Bond Coupon Receipt	-32,000,000.00	0.00	0	3.47	3.548	0.00	93,333.33	93,333.33	
12/15/15	Invest - Bond Coupon Receipt	-32,000,000.00	0.00	0	3.47	3.548	0.00	93,333.33	93,333.33	
1/1/16	Closing Balance	-32,000,000.00	(32,000,000.00)	0	3.47	3.548	(477.75)	49,777.78	49,300.03	
						3.548	(477.75)	381,116.69	380,638.94	
579049 - Commerce Bank - Tran Type: FHLMC, Start: August 18, 2015, Maturity: July 15, 2045										
7/1/15	Opening Balance	0.00	0.00	0	0.00	0.000	0.00	0.00	0.00	
8/18/15	Invest - Bond Purchase	-37,500,000.00	(37,500,000.00)	136	3.47	3.540	0.00	(44,152.61)	(44,152.61)	
9/15/15	Invest - Bond Coupon Receipt	-37,500,000.00	0.00	0	3.47	3.540	0.00	109,375.00	109,375.00	
10/15/15	Invest - Bond Coupon Receipt	-37,500,000.00	0.00	0	3.47	3.540	0.00	109,375.00	109,375.00	
11/15/15	Invest - Bond Coupon Receipt	-37,500,000.00	0.00	0	3.47	3.540	0.00	109,375.00	109,375.00	
12/15/15	Invest - Bond Coupon Receipt	-37,500,000.00	0.00	0	3.47	3.540	0.00	109,375.00	109,375.00	
1/1/16	Closing Balance	-37,500,000.00	(37,500,000.00)	0	3.47	3.540	1,623.79	58,333.33	59,957.12	
						3.540	1,623.79	451,680.72	453,304.51	

Return on Investment - Detail - AST

Between: July 1, 2015 and January 1, 2016

Printed: January 4, 2016 10:27 am

Cash Flow Date	Transaction Description	Orig Curr Balance	Local Currency Equivalent ()							
			Principal Movement	Days	Yield	Adj Yield	Premium/ (Discount)	Interest	Total Cost	
Arkansas State Treasury (Con't)										
Federal Home Loan Mortgage Corporation Invest (Con't)										
579050 - Simmons First Investment Group - Tran Type: FHLMC, Start: August 17, 2015, Maturity: January 15, 2045										
7/1/15	Opening Balance	0.00	0.00	0	0.00	0.000	0.00	0.00	0.00	0.00
8/17/15	Invest - Bond Purchase	-46,858,000.00	(46,858,000.00)	137	4.07	4.165	0.00	(40,379.18)		(40,379.18)
9/15/15	Invest - Bond Coupon Receipt	-46,858,000.00	0.00	0	4.07	4.165	0.00	156,193.33		156,193.33
10/15/15	Invest - Bond Coupon Receipt	-46,858,000.00	0.00	0	4.07	4.165	0.00	156,193.33		156,193.33
11/15/15	Invest - Bond Coupon Receipt	-46,858,000.00	0.00	0	4.07	4.165	0.00	156,193.33		156,193.33
12/15/15	Invest - Bond Coupon Receipt	-46,858,000.00	0.00	0	4.07	4.165	0.00	156,193.33		156,193.33
1/1/16	Closing Balance	-46,858,000.00	(46,858,000.00)	0	4.07	4.165	(24,424.15)	83,303.11		58,878.96
							4.165	(24,424.15)	667,697.25	643,273.10
579051 - Crews & Associates - Tran Type: FHLMC, Start: August 14, 2015, Maturity: May 15, 2042										
7/1/15	Opening Balance	0.00	0.00	0	0.00	0.000	0.00	0.00		0.00
8/14/15	Invest - Bond Purchase	-3,000,000.00	(3,000,000.00)	140	5.13	5.259	0.00	(1,113.88)		(1,113.88)
8/15/15	Invest - Bond Coupon Receipt	-3,000,000.00	0.00	0	5.13	5.259	0.00	12,500.00		12,500.00
9/15/15	Invest - Bond Coupon Receipt	-3,000,000.00	0.00	0	5.13	5.259	0.00	12,500.00		12,500.00
10/15/15	Invest - Bond Coupon Receipt	-3,000,000.00	0.00	0	5.13	5.259	0.00	12,500.00		12,500.00
11/15/15	Invest - Bond Coupon Receipt	-3,000,000.00	0.00	0	5.13	5.259	0.00	12,500.00		12,500.00
12/15/15	Invest - Bond Coupon Receipt	-3,000,000.00	0.00	0	5.13	5.259	0.00	12,500.00		12,500.00
1/1/16	Closing Balance	-3,000,000.00	(3,000,000.00)	0	5.13	5.259	(16,983.36)	6,666.67		(10,316.69)
							5.259	(16,983.36)	68,052.79	51,069.43
579052 - Commerce Bank - Tran Type: FHLMC, Start: August 14, 2015, Maturity: January 15, 2045										
7/1/15	Opening Balance	0.00	0.00	0	0.00	0.000	0.00	0.00		0.00
8/14/15	Invest - Bond Purchase	-22,716,491.00	(22,716,491.00)	140	3.81	3.895	0.00	(27,441.72)		(27,441.72)
8/15/15	Invest - Bond Coupon Receipt	-22,716,491.00	0.00	0	3.81	3.895	0.00	75,721.64		75,721.64
9/15/15	Invest - Bond Coupon Receipt	-22,716,491.00	0.00	0	3.81	3.895	0.00	75,721.64		75,721.64
10/15/15	Invest - Bond Coupon Receipt	-22,716,491.00	0.00	0	3.81	3.895	0.00	75,721.64		75,721.64
11/15/15	Invest - Bond Coupon Receipt	-22,716,491.00	0.00	0	3.81	3.895	0.00	75,721.64		75,721.64
12/15/15	Invest - Bond Coupon Receipt	-22,716,491.00	0.00	0	3.81	3.895	0.00	75,721.64		75,721.64
1/1/16	Closing Balance	-22,716,491.00	(22,716,491.00)	0	3.81	3.895	(3,527.16)	40,384.87		36,857.71
							3.895	(3,527.16)	391,551.35	388,024.19
579054 - Crews & Associates - Tran Type: FHLMC, Start: August 10, 2015, Maturity: January 15, 2045										
7/1/15	Opening Balance	0.00	0.00	0	0.00	0.000	0.00	0.00		0.00
8/10/15	Invest - Bond Purchase	-50,000,000.00	(50,000,000.00)	144	4.07	4.162	0.00	(24,236.30)		(24,236.30)

Return on Investment - Detail - AST

Between: July 1, 2015 and January 1, 2016

Printed: January 4, 2016 10:27 am

Cash Flow Date	Transaction Description	Orig Curr Balance	Local Currency Equivalent ()							
			Principal Movement	Days	Yield	Adj Yield	Premium/ (Discount)	Interest	Total Cost	
Arkansas State Treasury (Con't)										
Federal Home Loan Mortgage Corporation Invest (Con't)										
579054 - Crews & Associates - Tran Type: FHLMC, Start: August 10, 2015, Maturity: January 15, 2045										
8/15/15	Invest - Bond Coupon Receipt	-50,000,000.00	0.00	0	4.07	4.162	0.00	166,666.67	166,666.67	
9/15/15	Invest - Bond Coupon Receipt	-50,000,000.00	0.00	0	4.07	4.162	0.00	166,666.67	166,666.67	
10/15/15	Invest - Bond Coupon Receipt	-50,000,000.00	0.00	0	4.07	4.162	0.00	166,666.67	166,666.67	
11/15/15	Invest - Bond Coupon Receipt	-50,000,000.00	0.00	0	4.07	4.162	0.00	166,666.67	166,666.67	
12/15/15	Invest - Bond Coupon Receipt	-50,000,000.00	0.00	0	4.07	4.162	0.00	166,666.67	166,666.67	
1/1/16	Closing Balance	-50,000,000.00	(50,000,000.00)	0	4.07	4.162	(27,119.81)	88,888.89	61,769.08	
						4.162	(27,119.81)	897,985.94	870,866.13	
579056 - Simmons First Investment Group - Tran Type: FHLMC, Start: August 10, 2015, Maturity: September 15, 2044										
7/1/15	Opening Balance	0.00	0.00	0	0.00	0.000	0.00	0.00	0.00	
8/10/15	Invest - Bond Purchase	-3,000,000.00	(3,000,000.00)	144	4.06	4.154	0.00	(1,435.26)	(1,435.26)	
8/15/15	Invest - Bond Coupon Receipt	-3,000,000.00	0.00	0	4.06	4.154	0.00	10,000.00	10,000.00	
9/15/15	Invest - Bond Coupon Receipt	-3,000,000.00	0.00	0	4.06	4.154	0.00	10,000.00	10,000.00	
10/15/15	Invest - Bond Coupon Receipt	-3,000,000.00	0.00	0	4.06	4.154	0.00	10,000.00	10,000.00	
11/15/15	Invest - Bond Coupon Receipt	-3,000,000.00	0.00	0	4.06	4.154	0.00	10,000.00	10,000.00	
12/15/15	Invest - Bond Coupon Receipt	-3,000,000.00	0.00	0	4.06	4.154	0.00	10,000.00	10,000.00	
1/1/16	Closing Balance	-3,000,000.00	(3,000,000.00)	0	4.06	4.154	(2,068.28)	5,333.33	3,265.05	
						4.154	(2,068.28)	53,898.07	51,829.79	
585300 - Crews & Associates - Tran Type: FHLMC, Start: October 15, 2015, Maturity: March 1, 2028										
7/1/15	Opening Balance	0.00	0.00	0	0.00	0.000	0.00	0.00	0.00	
10/15/15	Invest - Bond Purchase	-15,000,000.00	(15,000,000.00)	78	3.91	4.001	0.00	(8,212.66)	(8,212.66)	
11/1/15	Invest - Bond Coupon Receipt	-15,000,000.00	0.00	0	3.91	4.001	0.00	50,000.00	50,000.00	
12/1/15	Invest - Bond Coupon Receipt	-15,000,000.00	0.00	0	3.91	4.001	0.00	50,000.00	50,000.00	
1/1/16	Closing Balance	-15,000,000.00	(15,000,000.00)	0	3.91	4.001	(90,840.13)	50,000.00	(40,840.13)	
						4.001	(90,840.13)	141,787.34	50,947.21	
585301 - STIFEL NICOLAUS - Tran Type: FHLMC, Start: October 15, 2015, Maturity: July 15, 2044										
7/1/15	Opening Balance	0.00	0.00	0	0.00	0.000	0.00	0.00	0.00	
10/15/15	Invest - Bond Purchase	-15,000,000.00	(15,000,000.00)	78	3.95	4.037	0.00	(10,050.76)	(10,050.76)	
11/15/15	Invest - Bond Coupon Receipt	-15,000,000.00	0.00	0	3.95	4.037	0.00	50,000.00	50,000.00	
12/15/15	Invest - Bond Coupon Receipt	-15,000,000.00	0.00	0	3.95	4.037	0.00	50,000.00	50,000.00	
1/1/16	Closing Balance	-15,000,000.00	(15,000,000.00)	0	3.95	4.037	(28,909.10)	26,666.67	(2,242.43)	
						4.037	(28,909.10)	116,615.91	87,706.81	

Return on Investment - Detail - AST

Between: July 1, 2015 and January 1, 2016

Printed: January 4, 2016 10:27 am

Cash Flow Date	Transaction Description	Orig Curr Balance	Local Currency Equivalent ()						
			Principal Movement	Days	Yield	Adj Yield	Premium/ (Discount)	Interest	Total Cost
Arkansas State Treasury (Con't)									
Federal Home Loan Mortgage Corporation Invest (Con't)									
585725 - STIFEL NICOLAUS - Tran Type: FHLMC, Start: October 15, 2015, Maturity: February 15, 2044									
7/1/15	Opening Balance	0.00	0.00	0	0.00	0.000	0.00	0.00	0.00
10/15/15	Invest - Bond Purchase	-6,000,000.00	(6,000,000.00)	78	3.94	4.030	0.00	(4,432.29)	(4,432.29)
11/15/15	Invest - Bond Coupon Receipt	-6,000,000.00	0.00	0	3.94	4.030	0.00	20,000.00	20,000.00
12/15/15	Invest - Bond Coupon Receipt	-6,000,000.00	0.00	0	3.94	4.030	0.00	20,000.00	20,000.00
1/1/16	Closing Balance	-6,000,000.00	(6,000,000.00)	0	3.94	4.030	(9,220.24)	10,666.67	1,446.43
						4.030	(9,220.24)	46,234.38	37,014.14
585727 - STIFEL NICOLAUS - Tran Type: FHLMC, Start: October 16, 2015, Maturity: October 15, 2044									
7/1/15	Opening Balance	0.00	0.00	0	0.00	0.000	0.00	0.00	0.00
10/16/15	Invest - Bond Purchase	-51,850,313.00	(51,850,313.00)	77	3.89	3.979	0.00	(60,963.43)	(60,963.43)
11/15/15	Invest - Bond Coupon Receipt	-51,850,313.00	0.00	0	3.89	3.979	0.00	172,834.38	172,834.38
12/15/15	Invest - Bond Coupon Receipt	-51,850,313.00	0.00	0	3.89	3.979	0.00	172,834.38	172,834.38
1/1/16	Closing Balance	-51,850,313.00	(51,850,313.00)	0	3.89	3.979	(15,021.57)	92,178.33	77,156.76
						3.979	(15,021.57)	376,883.66	361,862.09
585728 - Crews & Associates - Tran Type: FHLMC, Start: October 16, 2015, Maturity: July 15, 2043									
7/1/15	Opening Balance	0.00	0.00	0	0.00	0.000	0.00	0.00	0.00
10/16/15	Invest - Bond Purchase	-5,986,956.00	(5,986,956.00)	77	4.41	4.517	0.00	(4,944.75)	(4,944.75)
11/15/15	Invest - Bond Coupon Receipt	-5,986,956.00	0.00	0	4.41	4.517	0.00	22,451.09	22,451.09
12/15/15	Invest - Bond Coupon Receipt	-5,986,956.00	0.00	0	4.41	4.517	0.00	22,451.09	22,451.09
1/1/16	Closing Balance	-5,986,956.00	(5,986,956.00)	0	4.41	4.517	(12,655.49)	11,973.91	(681.58)
						4.517	(12,655.49)	51,931.34	39,275.85
585729 - Crews & Associates - Tran Type: FHLMC, Start: October 19, 2015, Maturity: July 15, 2040									
7/1/15	Opening Balance	0.00	0.00	0	0.00	0.000	0.00	0.00	0.00
10/19/15	Invest - Bond Purchase	-17,650,000.00	(17,650,000.00)	74	3.96	4.049	0.00	(7,577.94)	(7,577.94)
11/15/15	Invest - Bond Coupon Receipt	-17,650,000.00	0.00	0	3.96	4.049	0.00	58,833.33	58,833.33
12/15/15	Invest - Bond Coupon Receipt	-17,650,000.00	0.00	0	3.96	4.049	0.00	58,833.33	58,833.33
1/1/16	Closing Balance	-17,650,000.00	(17,650,000.00)	0	3.96	4.049	(63,372.92)	31,377.78	(31,995.14)
						4.049	(63,372.92)	141,466.50	78,093.58
585730 - Crews & Associates - Tran Type: FHLMC, Start: October 20, 2015, Maturity: July 16, 2038									
7/1/15	Opening Balance	0.00	0.00	0	0.00	0.000	0.00	0.00	0.00
10/20/15	Invest - Bond Purchase	-8,626,000.00	(8,626,000.00)	73	3.82	3.906	0.00	(4,232.99)	(4,232.99)
11/16/15	Invest - Bond Coupon Receipt	-8,626,000.00	0.00	0	3.82	3.906	0.00	28,034.50	28,034.50

Return on Investment - Detail - AST

Between: July 1, 2015 and January 1, 2016

Printed: January 4, 2016 10:27 am

Cash Flow Date	Transaction Description	Orig Curr Balance	Local Currency Equivalent ()							
			Principal Movement	Days	Yield	Adj Yield	Premium/ (Discount)	Interest	Total Cost	
Arkansas State Treasury (Con't)										
Federal Home Loan Mortgage Corporation Invest (Con't)										
585730 - Crews & Associates - Tran Type: FHLMC, Start: October 20, 2015, Maturity: July 16, 2038										
12/16/15	Invest - Bond Coupon Receipt	-8,626,000.00	0.00	0	3.82	3.906	0.00	28,034.50	28,034.50	
1/1/16	Closing Balance	-8,626,000.00	(8,626,000.00)	0	3.82	3.906	(35,467.97)	14,017.25	(21,450.72)	
							3.906	(35,467.97)	65,853.26	30,385.29
585731 - Crews & Associates - Tran Type: FHLMC, Start: October 20, 2015, Maturity: August 16, 2033										
7/1/15	Opening Balance	0.00	0.00	0	0.00	0.000	0.00	0.00	0.00	
10/20/15	Invest - Bond Purchase	-11,590,000.00	(11,590,000.00)	73	3.46	3.539	0.00	(5,034.20)	(5,034.20)	
11/16/15	Invest - Bond Coupon Receipt	-11,590,000.00	0.00	0	3.46	3.539	0.00	33,804.17	33,804.17	
12/16/15	Invest - Bond Coupon Receipt	-11,590,000.00	0.00	0	3.46	3.539	0.00	33,804.17	33,804.17	
1/1/16	Closing Balance	-11,590,000.00	(11,590,000.00)	0	3.46	3.539	(52,612.49)	16,902.08	(35,710.41)	
							3.539	(52,612.49)	79,476.22	26,863.73
585735 - Commerce Bank - Tran Type: FHLMC, Start: October 22, 2015, Maturity: May 15, 2045										
7/1/15	Opening Balance	0.00	0.00	0	0.00	0.000	0.00	0.00	0.00	
10/22/15	Invest - Bond Purchase	-13,110,787.00	(13,110,787.00)	71	4.44	4.543	0.00	(15,093.19)	(15,093.19)	
11/15/15	Invest - Bond Coupon Receipt	-13,110,787.00	0.00	0	4.44	4.543	0.00	49,165.45	49,165.45	
12/15/15	Invest - Bond Coupon Receipt	-13,110,787.00	0.00	0	4.44	4.543	0.00	49,165.45	49,165.45	
1/1/16	Closing Balance	-13,110,787.00	(13,110,787.00)	0	4.44	4.543	(15,473.02)	26,221.57	10,748.55	
							4.543	(15,473.02)	109,459.28	93,986.26
585737 - Commerce Bank - Tran Type: FHLMC, Start: October 23, 2015, Maturity: October 15, 2019										
7/1/15	Opening Balance	0.00	0.00	0	0.00	0.000	0.00	0.00	0.00	
10/23/15	Invest - Bond Purchase	-2,228,000.00	(2,228,000.00)	70	3.83	3.919	0.00	(4,560.77)	(4,560.77)	
11/15/15	Invest - Bond Coupon Receipt	-2,228,000.00	0.00	0	3.83	3.919	0.00	7,426.67	7,426.67	
12/15/15	Invest - Bond Coupon Receipt	-2,228,000.00	0.00	0	3.83	3.919	0.00	7,426.67	7,426.67	
1/1/16	Closing Balance	-2,228,000.00	(2,228,000.00)	0	3.83	3.919	(15,302.58)	3,960.89	(11,341.69)	
							3.919	(15,302.58)	14,253.46	(1,049.12)
585738 - Crews & Associates - Tran Type: FHLMC, Start: October 23, 2015, Maturity: April 16, 2041										
7/1/15	Opening Balance	0.00	0.00	0	0.00	0.000	0.00	0.00	0.00	
10/23/15	Invest - Bond Purchase	-6,000,000.00	(6,000,000.00)	70	3.45	3.524	0.00	(4,489.51)	(4,489.51)	
11/16/15	Invest - Bond Coupon Receipt	-6,000,000.00	0.00	0	3.45	3.524	0.00	17,500.00	17,500.00	
12/16/15	Invest - Bond Coupon Receipt	-6,000,000.00	0.00	0	3.45	3.524	0.00	17,500.00	17,500.00	
1/1/16	Closing Balance	-6,000,000.00	(6,000,000.00)	0	3.45	3.524	(15,731.38)	8,750.00	(6,981.38)	
							3.524	(15,731.38)	39,260.49	23,529.11

Return on Investment - Detail - AST

Between: July 1, 2015 and January 1, 2016
 Printed: January 4, 2016 10:27 am

Cash Flow Date	Transaction Description	Orig Curr Balance	Local Currency Equivalent ()							
			Principal Movement	Days	Yield	Adj Yield	Premium/ (Discount)	Interest	Total Cost	
Arkansas State Treasury (Con't)										
Federal Home Loan Mortgage Corporation Invest (Con't)										
585739 - Crews & Associates - Tran Type: FHLMC, Start: October 23, 2015, Maturity: May 16, 2042										
7/1/15	Opening Balance	0.00	0.00	0	0.00	0.000	0.00	0.00	0.00	0.00
10/23/15	Invest - Bond Purchase	-3,500,000.00	(3,500,000.00)	70	3.26	3.333	0.00	(2,247.76)	(2,247.76)	(2,247.76)
11/16/15	Invest - Bond Coupon Receipt	-3,500,000.00	0.00	0	3.26	3.333	0.00	9,625.00	9,625.00	9,625.00
12/16/15	Invest - Bond Coupon Receipt	-3,500,000.00	0.00	0	3.26	3.333	0.00	9,625.00	9,625.00	9,625.00
1/1/16	Closing Balance	-3,500,000.00	(3,500,000.00)	0	3.26	3.333	(8,078.07)	4,812.50	(3,265.57)	(3,265.57)
							3.333	(8,078.07)	21,814.74	13,736.67
585740 - Crews & Associates - Tran Type: FHLMC, Start: October 26, 2015, Maturity: August 15, 2038										
7/1/15	Opening Balance	0.00	0.00	0	0.00	0.000	0.00	0.00	0.00	0.00
10/26/15	Invest - Bond Purchase	-6,500,000.00	(6,500,000.00)	67	3.30	3.370	0.00	(3,359.42)	(3,359.42)	(3,359.42)
11/15/15	Invest - Bond Coupon Receipt	-6,500,000.00	0.00	0	3.30	3.370	0.00	18,958.33	18,958.33	18,958.33
12/15/15	Invest - Bond Coupon Receipt	-6,500,000.00	0.00	0	3.30	3.370	0.00	18,958.33	18,958.33	18,958.33
1/1/16	Closing Balance	-6,500,000.00	(6,500,000.00)	0	3.30	3.370	(29,334.11)	10,111.11	(19,223.00)	(19,223.00)
							3.370	(29,334.11)	44,668.35	15,334.24
585741 - Institutional Investment Securities - Tran Type: FHLMC, Start: October 22, 2015, Maturity: September 15, 2028										
7/1/15	Opening Balance	0.00	0.00	0	0.00	0.000	0.00	0.00	0.00	0.00
10/22/15	Invest - Bond Purchase	-17,220,600.00	(17,220,600.00)	71	3.68	3.763	0.00	(7,773.48)	(7,773.48)	(7,773.48)
11/15/15	Invest - Bond Coupon Receipt	-17,220,600.00	0.00	0	3.68	3.763	0.00	57,402.00	57,402.00	57,402.00
12/15/15	Invest - Bond Coupon Receipt	-17,220,600.00	0.00	0	3.68	3.763	0.00	57,402.00	57,402.00	57,402.00
1/1/16	Closing Balance	-17,220,600.00	(17,220,600.00)	0	3.68	3.763	(148,915.78)	30,614.40	(118,301.38)	(118,301.38)
							3.763	(148,915.78)	137,644.92	(11,270.86)
586150 - Commerce Bank - Tran Type: FHLMC, Start: October 30, 2015, Maturity: November 16, 2044										
7/1/15	Opening Balance	0.00	0.00	0	0.00	0.000	0.00	0.00	0.00	0.00
10/30/15	Invest - Bond Purchase	-3,000,000.00	(3,000,000.00)	63	3.70	3.777	0.00	(6,425.82)	(6,425.82)	(6,425.82)
11/16/15	Invest - Bond Coupon Receipt	-3,000,000.00	0.00	0	3.70	3.777	0.00	9,500.00	9,500.00	9,500.00
12/16/15	Invest - Bond Coupon Receipt	-3,000,000.00	0.00	0	3.70	3.777	0.00	9,500.00	9,500.00	9,500.00
1/1/16	Closing Balance	-3,000,000.00	(3,000,000.00)	0	3.70	3.777	(2,467.88)	4,750.00	2,282.12	2,282.12
							3.777	(2,467.88)	17,324.18	14,856.30
586154 - Crews & Associates - Tran Type: FHLMC, Start: October 28, 2015, Maturity: July 15, 2037										
7/1/15	Opening Balance	0.00	0.00	0	0.00	0.000	0.00	0.00	0.00	0.00
10/28/15	Invest - Bond Purchase	-3,000,000.00	(3,000,000.00)	65	3.84	3.924	0.00	(4,119.37)	(4,119.37)	(4,119.37)
11/15/15	Invest - Bond Coupon Receipt	-3,000,000.00	0.00	0	3.84	3.924	0.00	10,000.00	10,000.00	10,000.00

Return on Investment - Detail - AST

Between: July 1, 2015 and January 1, 2016

Printed: January 4, 2016 10:27 am

Cash Flow Date	Transaction Description	Orig Curr Balance	Local Currency Equivalent ()							
			Principal Movement	Days	Yield	Adj Yield	Premium/ (Discount)	Interest	Total Cost	
Arkansas State Treasury (Con't)										
Federal Home Loan Mortgage Corporation Invest (Con't)										
586154 - Crews & Associates - Tran Type: FHLMC, Start: October 28, 2015, Maturity: July 15, 2037										
12/15/15	Invest - Bond Coupon Receipt	-3,000,000.00	0.00	0	3.84	3.924	0.00	10,000.00	10,000.00	
1/1/16	Closing Balance	-3,000,000.00	(3,000,000.00)	0	3.84	3.924	(10,174.25)	5,333.33	(4,840.92)	
							3.924	(10,174.25)	21,213.96	11,039.71
586155 - Simmons First Investment Group - Tran Type: FHLMC, Start: October 28, 2015, Maturity: October 15, 2039										
7/1/15	Opening Balance	0.00	0.00	0	0.00	0.000	0.00	0.00	0.00	
10/28/15	Invest - Bond Purchase	-18,671,000.00	(18,671,000.00)	65	3.29	3.363	0.00	(35,830.32)	(35,830.32)	
11/15/15	Invest - Bond Coupon Receipt	-18,671,000.00	0.00	0	3.29	3.363	0.00	54,457.08	54,457.08	
12/15/15	Invest - Bond Coupon Receipt	-18,671,000.00	0.00	0	3.29	3.363	0.00	54,457.08	54,457.08	
1/1/16	Closing Balance	-18,671,000.00	(18,671,000.00)	0	3.29	3.363	(29,368.37)	29,043.78	(324.59)	
							3.363	(29,368.37)	102,127.62	72,759.25
586157 - Crews & Associates - Tran Type: FHLMC, Start: October 30, 2015, Maturity: May 15, 2038										
7/1/15	Opening Balance	0.00	0.00	0	0.00	0.000	0.00	0.00	0.00	
10/30/15	Invest - Bond Purchase	-26,529,473.00	(26,529,473.00)	63	3.84	3.927	0.00	(40,765.83)	(40,765.83)	
11/15/15	Invest - Bond Coupon Receipt	-26,529,473.00	0.00	0	3.84	3.927	0.00	88,431.58	88,431.58	
12/15/15	Invest - Bond Coupon Receipt	-26,529,473.00	0.00	0	3.84	3.927	0.00	88,431.58	88,431.58	
1/1/16	Closing Balance	-26,529,473.00	(26,529,473.00)	0	3.84	3.927	(58,918.98)	47,163.51	(11,755.47)	
							3.927	(58,918.98)	183,260.84	124,341.86
586159 - Crews & Associates - Tran Type: FHLMC, Start: October 28, 2015, Maturity: February 15, 2039										
7/1/15	Opening Balance	0.00	0.00	0	0.00	0.000	0.00	0.00	0.00	
10/28/15	Invest - Bond Purchase	-5,000,000.00	(5,000,000.00)	65	4.40	4.504	0.00	(4,668.41)	(4,668.41)	
11/15/15	Invest - Bond Coupon Receipt	-5,000,000.00	0.00	0	4.40	4.504	0.00	18,750.00	18,750.00	
12/15/15	Invest - Bond Coupon Receipt	-5,000,000.00	0.00	0	4.40	4.504	0.00	18,750.00	18,750.00	
1/1/16	Closing Balance	-5,000,000.00	(5,000,000.00)	0	4.40	4.504	(13,482.45)	10,000.00	(3,482.45)	
							4.504	(13,482.45)	42,831.59	29,349.14
586368 - Morgan Stanley - Tran Type: FHLMC, Start: November 2, 2015, Maturity: February 15, 2018										
7/1/15	Opening Balance	0.00	0.00	0	0.00	0.000	0.00	0.00	0.00	
11/2/15	Invest - Bond Purchase	-19,224,824.00	(19,224,824.00)	60	3.24	3.307	0.00	(295.90)	(295.90)	
11/15/15	Invest - Bond Coupon Receipt	-19,224,824.00	0.00	0	3.24	3.307	0.00	80,103.43	80,103.43	
12/15/15	Invest - Bond Coupon Receipt	-19,224,824.00	0.00	0	3.24	3.307	0.00	80,103.43	80,103.43	
1/1/16	Closing Balance	-19,224,824.00	(19,224,824.00)	0	3.24	3.307	(879,877.93)	42,721.83	(837,156.10)	
							3.307	(879,877.93)	202,632.79	(677,245.14)

Return on Investment - Detail - AST

Between: July 1, 2015 and January 1, 2016

Printed: January 4, 2016 10:27 am

Cash Flow Date	Transaction Description	Orig Curr Balance	Local Currency Equivalent ()							
			Principal Movement	Days	Yield	Adj Yield	Premium/ (Discount)	Interest	Total Cost	
Arkansas State Treasury (Con't)										
Federal Home Loan Mortgage Corporation Invest (Con't)										
586757 - JP Morgan Chase - Tran Type: FHLMC, Start: November 17, 2015, Maturity: May 15, 2020										
7/1/15	Opening Balance	0.00	0.00	0	0.00	0.000	0.00	0.00	0.00	0.00
11/17/15	Invest - Bond Purchase	-100,000,000.00	(100,000,000.00)	45	6.20	6.374	0.00	(13,407.73)	(13,407.73)	
12/15/15	Invest - Bond Coupon Receipt	-100,000,000.00	0.00	0	6.20	6.374	0.00	541,666.67	541,666.67	
1/1/16	Closing Balance	-100,000,000.00	(100,000,000.00)	0	6.20	6.374	(1,684,589.58)	288,888.89	(1,395,700.69)	
						6.374	(1,684,589.58)	817,147.83	(867,441.75)	
587149 - JP Morgan Chase - Tran Type: FHLMC, Start: November 6, 2015, Maturity: February 15, 2039										
7/1/15	Opening Balance	0.00	0.00	0	0.00	0.000	0.00	0.00	0.00	0.00
11/6/15	Invest - Bond Purchase	-15,811,200.00	(15,811,200.00)	56	3.39	3.457	0.00	(3,694.10)	(3,694.10)	
11/15/15	Invest - Bond Coupon Receipt	-15,811,200.00	0.00	0	3.39	3.457	0.00	46,116.00	46,116.00	
12/15/15	Invest - Bond Coupon Receipt	-15,811,200.00	0.00	0	3.39	3.457	0.00	46,116.00	46,116.00	
1/1/16	Closing Balance	-15,811,200.00	(15,811,200.00)	0	3.39	3.457	(32,756.81)	24,595.20	(8,161.61)	
						3.457	(32,756.81)	113,133.10	80,376.29	
588677 - JP Morgan Chase - Tran Type: FHLMC, Start: November 12, 2015, Maturity: March 15, 2040										
7/1/15	Opening Balance	0.00	0.00	0	0.00	0.000	0.00	0.00	0.00	0.00
11/12/15	Invest - Bond Purchase	-39,675,000.00	(39,675,000.00)	50	3.29	3.356	0.00	(40,763.69)	(40,763.69)	
11/15/15	Invest - Bond Coupon Receipt	-39,675,000.00	0.00	0	3.29	3.356	0.00	115,718.75	115,718.75	
12/15/15	Invest - Bond Coupon Receipt	-39,675,000.00	0.00	0	3.29	3.356	0.00	115,718.75	115,718.75	
1/1/16	Closing Balance	-39,675,000.00	(39,675,000.00)	0	3.29	3.356	(1,101.76)	61,716.67	60,614.91	
						3.356	(1,101.76)	252,390.48	251,288.72	
589775 - JP Morgan Chase - Tran Type: FHLMC, Start: November 20, 2015, Maturity: August 16, 2033										
7/1/15	Opening Balance	0.00	0.00	0	0.00	0.000	0.00	0.00	0.00	0.00
11/20/15	Invest - Bond Purchase	-2,138,000.00	(2,138,000.00)	42	3.47	3.546	0.00	(923.66)	(923.66)	
12/16/15	Invest - Bond Coupon Receipt	-2,138,000.00	0.00	0	3.47	3.546	0.00	6,235.83	6,235.83	
1/1/16	Closing Balance	-2,138,000.00	(2,138,000.00)	0	3.47	3.546	(5,653.18)	3,117.92	(2,535.26)	
						3.546	(5,653.18)	8,430.09	2,776.91	
589969 - Crews & Associates - Tran Type: FHLMC, Start: November 20, 2015, Maturity: April 15, 2043										
7/1/15	Opening Balance	0.00	0.00	0	0.00	0.000	0.00	0.00	0.00	0.00
11/20/15	Invest - Bond Purchase	-15,000,000.00	(15,000,000.00)	42	3.88	3.968	0.00	(17,555.30)	(17,555.30)	
12/15/15	Invest - Bond Coupon Receipt	-15,000,000.00	0.00	0	3.88	3.968	0.00	50,000.00	50,000.00	
1/1/16	Closing Balance	-15,000,000.00	(15,000,000.00)	0	3.88	3.968	(13,523.91)	26,666.67	13,142.76	
						3.968	(13,523.91)	59,111.37	45,587.46	

Return on Investment - Detail - AST

Between: July 1, 2015 and January 1, 2016

Printed: January 4, 2016 10:27 am

Cash Flow Date	Transaction Description	Orig Curr Balance	Local Currency Equivalent ()						
			Principal Movement	Days	Yield	Adj Yield	Premium/ (Discount)	Interest	Total Cost
Arkansas State Treasury (Con't)									
Federal Home Loan Mortgage Corporation Invest (Con't)									
589970 - Commerce Bank - Tran Type: FHLMC, Start: November 23, 2015, Maturity: March 15, 2035									
7/1/15	Opening Balance	0.00	0.00	0	0.00	0.000	0.00	0.00	0.00
11/23/15	Invest - Bond Purchase	-8,675,000.00	(8,675,000.00)	39	5.10	5.224	0.00	(1,759.94)	(1,759.94)
12/15/15	Invest - Bond Coupon Receipt	-8,675,000.00	0.00	0	5.10	5.224	0.00	39,760.42	39,760.42
1/1/16	Closing Balance	-8,675,000.00	(8,675,000.00)	0	5.10	5.224	(30,953.75)	21,205.56	(9,748.19)
						5.224	(30,953.75)	59,206.04	28,252.29
590257 - Crews & Associates - Tran Type: FHLMC, Start: November 18, 2015, Maturity: November 15, 2040									
7/1/15	Opening Balance	0.00	0.00	0	0.00	0.000	0.00	0.00	0.00
11/18/15	Invest - Bond Purchase	-5,000,000.00	(5,000,000.00)	44	4.51	4.621	0.00	(1,621.11)	(1,621.11)
12/15/15	Invest - Bond Coupon Receipt	-5,000,000.00	0.00	0	4.51	4.621	0.00	18,750.00	18,750.00
1/1/16	Closing Balance	-5,000,000.00	(5,000,000.00)	0	4.51	4.621	(12,450.66)	10,000.00	(2,450.66)
						4.621	(12,450.66)	27,128.89	14,678.23
590499 - Multi-Bank SEC, Inc. - Tran Type: FHLMC, Start: November 27, 2015, Maturity: November 15, 2024									
7/1/15	Opening Balance	0.00	0.00	0	0.00	0.000	0.00	0.00	0.00
11/27/15	Invest - Bond Purchase	-13,612,860.00	(13,612,860.00)	35	4.16	4.252	0.00	(27,515.20)	(27,515.20)
12/15/15	Invest - Bond Coupon Receipt	-13,612,860.00	0.00	0	4.16	4.252	0.00	51,048.23	51,048.23
1/1/16	Closing Balance	-13,612,860.00	(13,612,860.00)	0	4.16	4.252	(35,188.33)	27,225.72	(7,962.61)
						4.252	(35,188.33)	50,758.75	15,570.42
590501 - BOA Securities, LLC MM - Tran Type: FHLMC, Start: November 30, 2015, Maturity: November 15, 2045									
7/1/15	Opening Balance	0.00	0.00	0	0.00	0.000	0.00	0.00	0.00
11/30/15	Invest - Bond Purchase	-179,099,000.00	(179,099,000.00)	32	2.94	2.997	0.00	(432,822.58)	(432,822.58)
12/15/15	Invest - Bond Coupon Receipt	-179,099,000.00	0.00	0	2.94	2.997	0.00	447,747.50	447,747.50
1/1/16	Closing Balance	-179,099,000.00	(179,099,000.00)	0	2.94	2.997	6,302.84	238,798.67	245,101.51
						2.997	6,302.84	253,723.59	260,026.43
590933 - BOA Securities, LLC MM - Tran Type: FHLMC, Start: December 1, 2015, Maturity: November 30, 2045									
7/1/15	Opening Balance	0.00	0.00	0	0.00	0.000	0.00	0.00	0.00
12/1/15	Invest - Bond Purchase	-150,000,000.00	(150,000,000.00)	31	2.92	2.979	0.00	0.00	0.00
12/30/15	Invest - Bond Coupon Receipt	-150,000,000.00	0.00	0	2.92	2.979	0.00	375,000.00	375,000.00
1/1/16	Closing Balance	-150,000,000.00	(150,000,000.00)	0	2.92	2.979	6,494.01	12,500.00	18,994.01
						2.979	6,494.01	387,500.00	393,994.01
591364 - Commerce Bank - Tran Type: FHLMC, Start: December 8, 2015, Maturity: November 15, 2038									
7/1/15	Opening Balance	0.00	0.00	0	0.00	0.000	0.00	0.00	0.00

Return on Investment - Detail - AST

Between: July 1, 2015 and January 1, 2016

Printed: January 4, 2016 10:27 am

Cash Flow Date	Transaction Description	Orig Curr Balance	Local Currency Equivalent ()							
			Principal Movement	Days	Yield	Adj Yield	Premium/ (Discount)	Interest	Total Cost	
Arkansas State Treasury (Con't)										
Federal Home Loan Mortgage Corporation Invest (Con't)										
591364 - Commerce Bank - Tran Type: FHLMC, Start: December 8, 2015, Maturity: November 15, 2038										
12/8/15	Invest - Bond Purchase	-35,088,000.00	(35,088,000.00)	24	5.41	5.545	0.00	(1,055.58)	(1,055.58)	
12/15/15	Invest - Bond Coupon Receipt	-35,088,000.00	0.00	0	5.41	5.545	0.00	160,820.00	160,820.00	
1/1/16	Closing Balance	-35,088,000.00	(35,088,000.00)	0	5.41	5.545	(65,140.65)	85,770.67	20,630.02	
							5.545	(65,140.65)	245,535.09	180,394.44
591365 - Crews & Associates - Tran Type: FHLMC, Start: December 9, 2015, Maturity: August 15, 2045										
7/1/15	Opening Balance	0.00	0.00	0	0.00	0.000	0.00	0.00	0.00	
12/9/15	Invest - Bond Purchase	-19,245,655.00	(19,245,655.00)	23	3.22	3.291	0.00	(3,810.64)	(3,810.64)	
12/15/15	Invest - Bond Coupon Receipt	-19,245,655.00	0.00	0	3.22	3.291	0.00	56,133.16	56,133.16	
1/1/16	Closing Balance	-19,245,655.00	(19,245,655.00)	0	3.22	3.291	(23,906.26)	29,937.69	6,031.43	
							3.291	(23,906.26)	82,260.21	58,353.95
592637 - Morgan Stanley - Tran Type: FHLMC, Start: December 9, 2015, Maturity: September 16, 2040										
7/1/15	Opening Balance	0.00	0.00	0	0.00	0.000	0.00	0.00	0.00	
12/9/15	Invest - Bond Purchase	-2,000,000.00	(2,000,000.00)	23	4.33	4.434	0.00	(460.63)	(460.63)	
12/16/15	Invest - Bond Coupon Receipt	-2,000,000.00	0.00	0	4.33	4.434	0.00	7,500.00	7,500.00	
1/1/16	Closing Balance	-2,000,000.00	(2,000,000.00)	0	4.33	4.434	(2,424.33)	3,750.00	1,325.67	
							4.434	(2,424.33)	10,789.37	8,365.04
592639 - Crews & Associates - Tran Type: FHLMC, Start: December 9, 2015, Maturity: December 15, 2043										
7/1/15	Opening Balance	0.00	0.00	0	0.00	0.000	0.00	0.00	0.00	
12/9/15	Invest - Bond Purchase	-20,000,000.00	(20,000,000.00)	23	3.90	3.992	0.00	(10,519.19)	(10,519.19)	
12/15/15	Invest - Bond Coupon Receipt	-20,000,000.00	0.00	0	3.90	3.992	0.00	66,666.67	66,666.67	
1/1/16	Closing Balance	-20,000,000.00	(20,000,000.00)	0	3.90	3.992	(7,777.98)	35,555.56	27,777.58	
							3.992	(7,777.98)	91,703.04	83,925.06
593052 - Commerce Bank - Tran Type: FHLMC, Start: December 9, 2015, Maturity: March 15, 2044										
7/1/15	Opening Balance	0.00	0.00	0	0.00	0.000	0.00	0.00	0.00	
12/9/15	Invest - Bond Purchase	-14,205,000.00	(14,205,000.00)	23	4.36	4.462	0.00	(8,986.14)	(8,986.14)	
12/15/15	Invest - Bond Coupon Receipt	-14,205,000.00	0.00	0	4.36	4.462	0.00	53,268.75	53,268.75	
1/1/16	Closing Balance	-14,205,000.00	(14,205,000.00)	0	4.36	4.462	(882.90)	28,410.00	27,527.10	
							4.462	(882.90)	72,692.61	71,809.71
593057 - Commerce Bank - Tran Type: FHLMC, Start: November 4, 2015, Maturity: June 15, 2029										
7/1/15	Opening Balance	0.00	0.00	0	0.00	0.000	0.00	0.00	0.00	
11/4/15	Invest - Bond Purchase	-3,600,000.00	(3,600,000.00)	58	4.71	4.827	0.00	(978.83)	(978.83)	

Return on Investment - Detail - AST

Between: July 1, 2015 and January 1, 2016

Printed: January 4, 2016 10:27 am

Cash Flow Date	Transaction Description	Orig Curr Balance	Local Currency Equivalent ()							
			Principal Movement	Days	Yield	Adj Yield	Premium/ (Discount)	Interest	Total Cost	
Arkansas State Treasury (Con't)										
Federal Home Loan Mortgage Corporation Invest (Con't)										
593057 - Commerce Bank - Tran Type: FHLMC, Start: November 4, 2015, Maturity: June 15, 2029										
11/15/15	Invest - Bond Coupon Receipt	-3,600,000.00	0.00	0	4.71	4.827	0.00	15,000.00	15,000.00	
12/15/15	Invest - Bond Coupon Receipt	-3,600,000.00	0.00	0	4.71	4.827	0.00	15,000.00	15,000.00	
1/1/16	Closing Balance	-3,600,000.00	(3,600,000.00)	0	4.71	4.827	(11,748.30)	8,000.00	(3,748.30)	
							4.827	(11,748.30)	37,021.17	25,272.87
593058 - Commerce Bank - Tran Type: FHLMC, Start: November 4, 2015, Maturity: October 15, 2035										
7/1/15	Opening Balance	0.00	0.00	0	0.00	0.000	0.00	0.00	0.00	
11/4/15	Invest - Bond Purchase	-14,357,329.00	(14,357,329.00)	58	5.07	5.194	0.00	(4,416.61)	(4,416.61)	
11/15/15	Invest - Bond Coupon Receipt	-14,357,329.00	0.00	0	5.07	5.194	0.00	65,804.42	65,804.42	
12/15/15	Invest - Bond Coupon Receipt	-14,357,329.00	0.00	0	5.07	5.194	0.00	65,804.42	65,804.42	
1/1/16	Closing Balance	-14,357,329.00	(14,357,329.00)	0	5.07	5.194	(28,856.16)	35,095.69	6,239.53	
							5.194	(28,856.16)	162,287.92	133,431.76
593059 - Commerce Bank - Tran Type: FHLMC, Start: November 5, 2015, Maturity: April 15, 2036										
7/1/15	Opening Balance	0.00	0.00	0	0.00	0.000	0.00	0.00	0.00	
11/5/15	Invest - Bond Purchase	-13,500,000.00	(13,500,000.00)	57	4.78	4.895	0.00	(1,237.33)	(1,237.33)	
11/15/15	Invest - Bond Coupon Receipt	-13,500,000.00	0.00	0	4.78	4.895	0.00	56,250.00	56,250.00	
12/15/15	Invest - Bond Coupon Receipt	-13,500,000.00	0.00	0	4.78	4.895	0.00	56,250.00	56,250.00	
1/1/16	Closing Balance	-13,500,000.00	(13,500,000.00)	0	4.78	4.895	(61,341.14)	30,000.00	(31,341.14)	
							4.895	(61,341.14)	141,262.67	79,921.53
593060 - Commerce Bank - Tran Type: FHLMC, Start: November 6, 2015, Maturity: March 15, 2020										
7/1/15	Opening Balance	0.00	0.00	0	0.00	0.000	0.00	0.00	0.00	
11/6/15	Invest - Bond Purchase	-1,617,000.00	(1,617,000.00)	56	3.79	3.873	0.00	(714.46)	(714.46)	
11/15/15	Invest - Bond Coupon Receipt	-1,617,000.00	0.00	0	3.79	3.873	0.00	5,390.00	5,390.00	
12/15/15	Invest - Bond Coupon Receipt	-1,617,000.00	0.00	0	3.79	3.873	0.00	5,390.00	5,390.00	
1/1/16	Closing Balance	-1,617,000.00	(1,617,000.00)	0	3.79	3.873	(10,129.21)	2,874.67	(7,254.54)	
							3.873	(10,129.21)	12,940.21	2,811.00
593061 - Commerce Bank - Tran Type: FHLMC, Start: November 6, 2015, Maturity: December 15, 2020										
7/1/15	Opening Balance	0.00	0.00	0	0.00	0.000	0.00	0.00	0.00	
11/6/15	Invest - Bond Purchase	-1,486,000.00	(1,486,000.00)	56	3.41	3.486	0.00	(651.06)	(651.06)	
11/15/15	Invest - Bond Coupon Receipt	-1,486,000.00	0.00	0	3.41	3.486	0.00	4,334.17	4,334.17	
12/15/15	Invest - Bond Coupon Receipt	-1,486,000.00	0.00	0	3.41	3.486	0.00	4,334.17	4,334.17	
1/1/16	Closing Balance	-1,486,000.00	(1,486,000.00)	0	3.41	3.486	(8,306.19)	2,311.56	(5,994.63)	

Return on Investment - Detail - AST

Between: July 1, 2015 and January 1, 2016

Printed: January 4, 2016 10:27 am

Cash Flow Date	Transaction Description	Orig Curr Balance	Local Currency Equivalent ()							
			Principal Movement	Days	Yield	Adj Yield	Premium/ (Discount)	Interest	Total Cost	
Arkansas State Treasury (Con't)										
Federal Home Loan Mortgage Corporation Invest (Con't)										
593063 - Commerce Bank - Tran Type: FHLMC, Start: November 5, 2015, Maturity: October 16, 2037							3.486	(8,306.19)	10,328.84	2,022.65
7/1/15	Opening Balance	0.00	0.00	0	0.00	0.000	0.00	0.00	0.00	0.00
11/5/15	Invest - Bond Purchase	-3,000,000.00	(3,000,000.00)	57	3.53	3.605	0.00	(465.04)	(465.04)	(465.04)
11/16/15	Invest - Bond Coupon Receipt	-3,000,000.00	0.00	0	3.53	3.605	0.00	9,000.00	9,000.00	9,000.00
12/16/15	Invest - Bond Coupon Receipt	-3,000,000.00	0.00	0	3.53	3.605	0.00	9,000.00	9,000.00	9,000.00
1/1/16	Closing Balance	-3,000,000.00	(3,000,000.00)	0	3.53	3.605	(6,408.98)	4,500.00	(1,908.98)	(1,908.98)
							3.605	(6,408.98)	22,034.96	15,625.98
593068 - Commerce Bank - Tran Type: FHLMC, Start: November 9, 2015, Maturity: June 20, 2043										
7/1/15	Opening Balance	0.00	0.00	0	0.00	0.000	0.00	0.00	0.00	0.00
11/9/15	Invest - Bond Purchase	-12,931,000.00	(12,931,000.00)	53	3.49	3.564	0.00	(3,222.37)	(3,222.37)	(3,222.37)
11/20/15	Invest - Bond Coupon Receipt	-12,931,000.00	0.00	0	3.49	3.564	0.00	37,715.42	37,715.42	37,715.42
12/20/15	Invest - Bond Coupon Receipt	-12,931,000.00	0.00	0	3.49	3.564	0.00	37,715.42	37,715.42	37,715.42
1/1/16	Closing Balance	-12,931,000.00	(12,931,000.00)	0	3.49	3.564	(34,597.79)	13,828.99	(20,768.80)	(20,768.80)
							3.564	(34,597.79)	86,037.46	51,439.67
593069 - Morgan Stanley - Tran Type: FHLMC, Start: November 19, 2015, Maturity: June 20, 2041										
7/1/15	Opening Balance	0.00	0.00	0	0.00	0.000	0.00	0.00	0.00	0.00
11/19/15	Invest - Bond Purchase	-2,500,000.00	(2,500,000.00)	43	3.91	3.994	0.00	(786.85)	(786.85)	(786.85)
11/20/15	Invest - Bond Coupon Receipt	-2,500,000.00	0.00	0	3.91	3.994	0.00	8,333.33	8,333.33	8,333.33
12/20/15	Invest - Bond Coupon Receipt	-2,500,000.00	0.00	0	3.91	3.994	0.00	8,333.33	8,333.33	8,333.33
1/1/16	Closing Balance	-2,500,000.00	(2,500,000.00)	0	3.91	3.994	(6,531.79)	3,055.56	(3,476.23)	(3,476.23)
							3.994	(6,531.79)	18,935.37	12,403.58
593071 - JP Morgan Chase - Tran Type: FHLMC, Start: November 6, 2015, Maturity: February 15, 2039										
7/1/15	Opening Balance	0.00	0.00	0	0.00	0.000	0.00	0.00	0.00	0.00
11/6/15	Invest - Bond Purchase	-15,811,200.00	(15,811,200.00)	56	3.39	3.457	0.00	(3,643.65)	(3,643.65)	(3,643.65)
11/15/15	Invest - Bond Coupon Receipt	-15,811,200.00	0.00	0	3.39	3.457	0.00	46,116.00	46,116.00	46,116.00
12/15/15	Invest - Bond Coupon Receipt	-15,811,200.00	0.00	0	3.39	3.457	0.00	46,116.00	46,116.00	46,116.00
1/1/16	Closing Balance	-15,811,200.00	(15,811,200.00)	0	3.39	3.457	(33,388.20)	24,595.20	(8,793.00)	(8,793.00)
							3.457	(33,388.20)	113,183.55	79,795.35
593225 - Crews & Associates - Tran Type: FHLMC, Start: November 2, 2015, Maturity: May 15, 2021										
7/1/15	Opening Balance	0.00	0.00	0	0.00	0.000	0.00	0.00	0.00	0.00
11/2/15	Invest - Bond Purchase	-3,382,130.00	(3,382,130.00)	60	5.29	5.425	0.00	(117.85)	(117.85)	(117.85)

Return on Investment - Detail - AST

Between: July 1, 2015 and January 1, 2016

Printed: January 4, 2016 10:27 am

Cash Flow Date	Transaction Description	Orig Curr Balance	Local Currency Equivalent ()							
			Principal Movement	Days	Yield	Adj Yield	Premium/ (Discount)	Interest	Total Cost	
Arkansas State Treasury (Con't)										
Federal Home Loan Mortgage Corporation Invest (Con't)										
593225 - Crews & Associates - Tran Type: FHLMC, Start: November 2, 2015, Maturity: May 15, 2021										
11/15/15	Invest - Bond Coupon Receipt	-3,382,130.00	0.00	0	5.29	5.425	0.00	15,501.43	15,501.43	
12/15/15	Invest - Bond Coupon Receipt	-3,382,130.00	0.00	0	5.29	5.425	0.00	15,501.43	15,501.43	
1/1/16	Closing Balance	-3,382,130.00	(3,382,130.00)	0	5.29	5.425	(55,520.59)	8,267.43	(47,253.16)	
							5.425	(55,520.59)	39,152.44	(16,368.15)
593226 - Morgan Stanley - Tran Type: FHLMC, Start: November 2, 2015, Maturity: February 15, 2018										
7/1/15	Opening Balance	0.00	0.00	0	0.00	0.000	0.00	0.00	0.00	
11/2/15	Invest - Bond Purchase	-19,224,824.00	(19,224,824.00)	60	3.24	3.307	0.00	(279.37)	(279.37)	
11/15/15	Invest - Bond Coupon Receipt	-19,224,824.00	0.00	0	3.24	3.307	0.00	80,103.43	80,103.43	
12/15/15	Invest - Bond Coupon Receipt	-19,224,824.00	0.00	0	3.24	3.307	0.00	80,103.43	80,103.43	
1/1/16	Closing Balance	-19,224,824.00	(19,224,824.00)	0	3.24	3.307	(884,714.20)	42,721.83	(841,992.37)	
							3.307	(884,714.20)	202,649.32	(682,064.88)
593770 - Crews & Associates - Tran Type: FHLMC, Start: November 25, 2015, Maturity: October 15, 2035										
7/1/15	Opening Balance	0.00	0.00	0	0.00	0.000	0.00	0.00	0.00	
11/25/15	Invest - Bond Purchase	-1,420,000.00	(1,420,000.00)	37	5.09	5.214	0.00	(3,494.57)	(3,494.57)	
12/15/15	Invest - Bond Coupon Receipt	-1,420,000.00	0.00	0	5.09	5.214	0.00	6,508.33	6,508.33	
1/1/16	Closing Balance	-1,420,000.00	(1,420,000.00)	0	5.09	5.214	(1,816.21)	3,471.11	1,654.90	
							5.214	(1,816.21)	6,484.87	4,668.66
593772 - Crews & Associates - Tran Type: FHLMC, Start: November 25, 2015, Maturity: December 20, 2042										
7/1/15	Opening Balance	0.00	0.00	0	0.00	0.000	0.00	0.00	0.00	
11/25/15	Invest - Bond Purchase	-2,000,000.00	(2,000,000.00)	37	3.45	3.527	0.00	(1,594.42)	(1,594.42)	
12/20/15	Invest - Bond Coupon Receipt	-2,000,000.00	0.00	0	3.45	3.527	0.00	5,833.33	5,833.33	
1/1/16	Closing Balance	-2,000,000.00	(2,000,000.00)	0	3.45	3.527	(3,040.94)	2,138.89	(902.05)	
							3.527	(3,040.94)	6,377.80	3,336.86
594662 - Crews & Associates - Tran Type: FHLMC, Start: December 15, 2015, Maturity: December 15, 2045										
7/1/15	Opening Balance	0.00	0.00	0	0.00	0.000	0.00	0.00	0.00	
12/15/15	Invest - Bond Purchase	-88,500,000.00	(88,500,000.00)	17	3.93	4.022	0.00	(103,250.00)	(103,250.00)	
1/1/16	Closing Balance	-88,500,000.00	(88,500,000.00)	0	3.93	4.022	1,485.56	157,333.33	158,818.89	
							4.022	1,485.56	54,083.33	55,568.89
594663 - Nomura Securities International, Inc. - Tran Type: FHLMC, Start: December 15, 2015, Maturity: December 15, 2045										
7/1/15	Opening Balance	0.00	0.00	0	0.00	0.000	0.00	0.00	0.00	
12/15/15	Invest - Bond Purchase	-156,220,000.00	(156,220,000.00)	17	3.93	4.022	0.00	(182,256.67)	(182,256.67)	

Return on Investment - Detail - AST

Between: July 1, 2015 and January 1, 2016
 Printed: January 4, 2016 10:27 am

Cash Flow Date	Transaction Description	Orig Curr Balance	Local Currency Equivalent ()							
			Principal Movement	Days	Yield	Adj Yield	Premium/ (Discount)	Interest	Total Cost	
Arkansas State Treasury (Con't)										
Federal Home Loan Mortgage Corporation Invest (Con't)										
594663 - Nomura Securities International, Inc. - Tran Type: FHLMC, Start: December 15, 2015, Maturity: December 15, 2045										
1/1/16	Closing Balance	-156,220,000.00	(156,220,000.00)	0	3.93		4.022	2,622.30	277,724.44	280,346.74
							4.022	2,622.30	95,467.77	98,090.07
594664 - BOA Securities, LLC MM - Tran Type: FHLMC, Start: December 15, 2015, Maturity: December 15, 2045										
7/1/15	Opening Balance	0.00	0.00	0	0.00		0.000	0.00	0.00	0.00
12/15/15	Invest - Bond Purchase	-57,774,000.00	(57,774,000.00)	17	4.38		4.478	0.00	(67,403.00)	(67,403.00)
1/1/16	Closing Balance	-57,774,000.00	(57,774,000.00)	0	4.38		4.478	1,722.19	115,548.00	117,270.19
							4.478	1,722.19	48,145.00	49,867.19
594665 - BOA Securities, LLC MM - Tran Type: FHLMC, Start: December 15, 2015, Maturity: December 15, 2045										
7/1/15	Opening Balance	0.00	0.00	0	0.00		0.000	0.00	0.00	0.00
12/15/15	Invest - Bond Purchase	-51,745,000.00	(51,745,000.00)	17	4.38		4.480	0.00	(60,369.17)	(60,369.17)
1/1/16	Closing Balance	-51,745,000.00	(51,745,000.00)	0	4.38		4.480	1,519.33	103,490.00	105,009.33
							4.480	1,519.33	43,120.83	44,640.16
594667 - BOA Securities, LLC MM - Tran Type: FHLMC, Start: December 21, 2015, Maturity: September 20, 2035										
7/1/15	Opening Balance	0.00	0.00	0	0.00		0.000	0.00	0.00	0.00
12/21/15	Invest - Bond Purchase	-31,627,798.00	(31,627,798.00)	11	4.49		4.599	0.00	(1,546.34)	(1,546.34)
1/1/16	Closing Balance	-31,627,798.00	(31,627,798.00)	0	4.49		4.599	(29,629.22)	43,488.22	13,859.00
							4.599	(29,629.22)	41,941.88	12,312.66
Federal Home Loan Mortgage Corporation							3.474	(6,541,870.12)	14,137,071.65	7,595,201.53
Federal National Mortgage Association Invest										
427238 - St. Bernard Financial - Tran Type: FNMA, Start: August 15, 2012, Maturity: August 17, 2015										
7/1/15	Opening Balance	-50,000,000.00	(50,000,000.00)	47	1.01		1.024	0.00	(189,723.76)	(189,723.76)
8/15/15	Invest - Bond Coupon Receipt	-50,000,000.00	0.00	0	1.01		1.024	0.00	252,500.00	252,500.00
8/17/15	Invest - Bond Sale	0.00	50,000,000.00	0	1.01		1.024	0.00	2,805.56	2,805.56
1/1/16	Closing Balance	0.00	0.00	0	1.01		1.010	0.00	0.00	0.00
							1.024	0.00	65,581.80	65,581.80
427239 - St. Bernard Financial - Tran Type: FNMA, Start: August 15, 2012, Maturity: August 17, 2015										
7/1/15	Opening Balance	-50,000,000.00	(50,000,000.00)	47	1.01		1.024	0.00	(189,723.76)	(189,723.76)
8/15/15	Invest - Bond Coupon Receipt	-50,000,000.00	0.00	0	1.01		1.024	0.00	252,500.00	252,500.00
8/17/15	Invest - Bond Sale	0.00	50,000,000.00	0	1.01		1.024	0.00	2,805.56	2,805.56
1/1/16	Closing Balance	0.00	0.00	0	1.01		1.010	0.00	0.00	0.00

Return on Investment - Detail - AST

Between: July 1, 2015 and January 1, 2016

Printed: January 4, 2016 10:27 am

Cash Flow Date	Transaction Description	Orig Curr Balance	Local Currency Equivalent ()							
			Principal Movement	Days	Yield	Adj Yield	Premium/ (Discount)	Interest	Total Cost	
Arkansas State Treasury (Con't)										
Federal National Mortgage Association Invest (Con't)										
							1.024	0.00	65,581.80	65,581.80
433458 - Morgan Stanley	- Tran Type: FNMA, Start: September 27, 2012, Maturity: December 11, 2015									
7/1/15	Opening Balance	-25,000,000.00	(25,000,000.00)	163	1.07	1.085	0.00	(69,782.61)	(69,782.61)	
9/27/15	Invest - Bond Coupon Receipt	-25,000,000.00	0.00	0	1.07	1.085	0.00	133,750.00	133,750.00	
12/11/15	Invest - Bond Sale	0.00	25,000,000.00	0	1.07	1.085	0.00	55,729.17	55,729.17	
1/1/16	Closing Balance	0.00	0.00	0	1.07	1.070	0.00	0.00	0.00	
							1.085	0.00	119,696.56	119,696.56
433459 - St. Bernard Financial	- Tran Type: FNMA, Start: September 27, 2012, Maturity: December 11, 2015									
7/1/15	Opening Balance	-25,000,000.00	(25,000,000.00)	163	1.02	1.034	0.00	(66,521.74)	(66,521.74)	
9/27/15	Invest - Bond Coupon Receipt	-25,000,000.00	0.00	0	1.02	1.034	0.00	127,500.00	127,500.00	
12/11/15	Invest - Bond Sale	0.00	25,000,000.00	0	1.02	1.034	0.00	53,125.00	53,125.00	
1/1/16	Closing Balance	0.00	0.00	0	1.02	1.020	0.00	0.00	0.00	
							1.034	0.00	114,103.26	114,103.26
433460 - St. Bernard Financial	- Tran Type: FNMA, Start: September 27, 2012, Maturity: December 11, 2015									
7/1/15	Opening Balance	-25,000,000.00	(25,000,000.00)	163	1.02	1.034	0.00	(66,521.74)	(66,521.74)	
9/27/15	Invest - Bond Coupon Receipt	-25,000,000.00	0.00	0	1.02	1.034	0.00	127,500.00	127,500.00	
12/11/15	Invest - Bond Sale	0.00	25,000,000.00	0	1.02	1.034	0.00	53,125.00	53,125.00	
1/1/16	Closing Balance	0.00	0.00	0	1.02	1.020	0.00	0.00	0.00	
							1.034	0.00	114,103.26	114,103.26
433461 - St. Bernard Financial	- Tran Type: FNMA, Start: September 27, 2012, Maturity: December 11, 2015									
7/1/15	Opening Balance	-25,000,000.00	(25,000,000.00)	163	1.00	1.014	0.00	(65,217.39)	(65,217.39)	
9/27/15	Invest - Bond Coupon Receipt	-25,000,000.00	0.00	0	1.00	1.014	0.00	125,000.00	125,000.00	
12/11/15	Invest - Bond Sale	0.00	25,000,000.00	0	1.00	1.014	0.00	52,083.33	52,083.33	
1/1/16	Closing Balance	0.00	0.00	0	1.00	1.000	0.00	0.00	0.00	
							1.014	0.00	111,865.94	111,865.94
441643 - Simmons First Investment Group	- Tran Type: FNMA, Start: November 29, 2012, Maturity: December 11, 2015									
7/1/15	Opening Balance	-15,000,000.00	(15,000,000.00)	163	1.03	1.044	0.00	(13,854.62)	(13,854.62)	
11/29/15	Invest - Bond Coupon Receipt	-15,000,000.00	0.00	0	1.03	1.044	0.00	77,250.00	77,250.00	
12/11/15	Invest - Bond Sale	0.00	15,000,000.00	0	1.03	1.044	0.00	5,150.00	5,150.00	
1/1/16	Closing Balance	0.00	0.00	0	1.03	1.030	0.00	0.00	0.00	
							1.044	0.00	68,545.38	68,545.38
449391 - Simmons First Investment Group	- Tran Type: FNMA, Start: January 30, 2013, Maturity: December 11, 2015									

Return on Investment - Detail - AST

Between: July 1, 2015 and January 1, 2016

Printed: January 4, 2016 10:27 am

Cash Flow Date	Transaction Description	Orig Curr Balance	Local Currency Equivalent ()							
			Principal Movement	Days	Yield	Adj Yield	Premium/ (Discount)	Interest	Total Cost	
Arkansas State Treasury (Con't)										
Federal National Mortgage Association Invest (Con't)										
449391 - Simmons First Investment Group - Tran Type: FNMA, Start: January 30, 2013, Maturity: December 11, 2015										
7/1/15	Opening Balance	-25,000,000.00	(25,000,000.00)	163	1.03	1.044	0.00	(108,121.55)	(108,121.55)	
7/30/15	Invest - Bond Coupon Receipt	-25,000,000.00	0.00	0	1.03	1.044	0.00	128,750.00	128,750.00	
12/11/15	Invest - Bond Sale	0.00	25,000,000.00	0	1.03	1.044	0.00	95,847.22	95,847.22	
1/1/16	Closing Balance	0.00	0.00	0	1.03	1.030	0.00	0.00	0.00	
							1.044	0.00	116,475.67	116,475.67
449392 - First National Bankers Bank-Arkansas Region - Tran Type: FNMA, Start: January 30, 2013, Maturity: December 15, 2015										
7/1/15	Opening Balance	-6,000,000.00	(6,000,000.00)	167	1.02	1.034	0.00	(25,697.24)	(25,697.24)	
7/30/15	Invest - Bond Coupon Receipt	-6,000,000.00	0.00	0	1.02	1.034	0.00	30,600.00	30,600.00	
12/15/15	Invest - Bond Sale	0.00	6,000,000.00	0	1.02	1.034	0.00	23,460.00	23,460.00	
1/1/16	Closing Balance	0.00	0.00	0	1.02	1.020	0.00	0.00	0.00	
							1.034	0.00	28,362.76	28,362.76
449612 - Bank of Oklahoma Investments - Tran Type: FNMA, Start: January 30, 2013, Maturity: October 30, 2015										
7/1/15	Opening Balance	-11,200,000.00	(11,200,000.00)	121	1.05	1.065	0.00	(49,379.01)	(49,379.01)	
7/30/15	Invest - Bond Coupon Receipt	-11,200,000.00	0.00	0	1.05	1.065	0.00	58,800.00	58,800.00	
10/30/15	Invest - Bond Sale	0.00	11,200,000.00	0	1.05	1.065	0.00	30,053.33	30,053.33	
1/1/16	Closing Balance	0.00	0.00	0	1.05	1.050	0.00	0.00	0.00	
							1.065	0.00	39,474.32	39,474.32
454565 - Institutional Investment Securities - Tran Type: FNMA, Start: March 7, 2013, Maturity: December 15, 2015										
7/1/15	Opening Balance	-10,000,000.00	(10,000,000.00)	167	1.02	1.034	0.00	(43,066.67)	(43,066.67)	
7/30/15	Invest - Bond Coupon Receipt	-10,000,000.00	0.00	0	1.02	1.034	0.00	51,000.00	51,000.00	
12/15/15	Invest - Bond Sale	0.00	10,000,000.00	0	1.02	1.034	0.00	39,100.00	39,100.00	
1/1/16	Closing Balance	0.00	0.00	0	1.02	1.020	0.00	0.00	0.00	
							1.034	0.00	47,033.33	47,033.33
455776 - Vining Sparks - Tran Type: FNMA, Start: March 20, 2013, Maturity: December 11, 2015										
7/1/15	Opening Balance	-20,000,000.00	(20,000,000.00)	163	1.13	1.143	899.21	(63,125.00)	(62,225.79)	
9/20/15	Invest - Bond Coupon Receipt	-20,000,000.00	0.00	0	1.13	1.143	0.00	112,500.00	112,500.00	
12/11/15	Invest - Bond Sale	0.00	20,000,000.00	0	1.13	1.143	0.00	50,625.00	50,625.00	
1/1/16	Closing Balance	0.00	0.00	0	1.13	1.127	0.00	0.00	0.00	
							1.143	899.21	100,000.00	100,899.21
457434 - First National Bankers Bank-Arkansas Region - Tran Type: FNMA, Start: March 27, 2013, Maturity: December 15, 2015										
7/1/15	Opening Balance	-2,000,000.00	(2,000,000.00)	167	1.06	1.075	445.72	(5,483.33)	(5,037.61)	

Return on Investment - Detail - AST

Between: July 1, 2015 and January 1, 2016

Printed: January 4, 2016 10:27 am

Cash Flow Date	Transaction Description	Orig Curr Balance	Local Currency Equivalent ()							
			Principal Movement	Days	Yield	Adj Yield	Premium/ (Discount)	Interest	Total Cost	
Arkansas State Treasury (Con't)										
Federal National Mortgage Association Invest (Con't)										
457434 - First National Bankers Bank-Arkansas Region - Tran Type: FNMA, Start: March 27, 2013, Maturity: December 15, 2015										
9/27/15	Invest - Bond Coupon Receipt	-2,000,000.00	0.00	0	1.06	1.075	0.00	10,500.00	10,500.00	
12/15/15	Invest - Bond Sale	0.00	2,000,000.00	0	1.06	1.075	0.00	4,550.00	4,550.00	
1/1/16	Closing Balance	0.00	0.00	0	1.06	1.060	0.00	0.00	0.00	
						1.075	445.72	9,566.67	10,012.39	
459533 - UBS - Tran Type: FNMA, Start: April 11, 2013, Maturity: August 28, 2015										
7/1/15	Opening Balance	-5,000,000.00	(5,000,000.00)	58	0.80	0.811	0.00	(8,888.89)	(8,888.89)	
8/28/15	Invest - Bond Sale	0.00	5,000,000.00	0	0.80	0.811	0.00	15,222.22	15,222.22	
1/1/16	Closing Balance	0.00	0.00	0	0.80	0.800	0.00	0.00	0.00	
						0.811	0.00	6,333.33	6,333.33	
464891 - UBS - Tran Type: FNMA, Start: May 17, 2013, Maturity: November 9, 2015										
7/1/15	Opening Balance	-4,650,000.00	(4,650,000.00)	131	0.75	0.760	0.00	(5,134.38)	(5,134.38)	
11/8/15	Invest - Bond Coupon Receipt	-4,650,000.00	0.00	0	0.75	0.760	0.00	17,437.50	17,437.50	
11/9/15	Invest - Bond Sale	0.00	4,650,000.00	0	0.75	0.760	0.00	96.88	96.88	
1/1/16	Closing Balance	0.00	0.00	0	0.75	0.750	0.00	0.00	0.00	
						0.760	0.00	12,400.00	12,400.00	
465486 - Raymond James & Associates, Inc. - Tran Type: FNMA, Start: May 22, 2013, Maturity: August 17, 2015										
7/1/15	Opening Balance	-2,000,000.00	(2,000,000.00)	47	0.52	0.527	0.00	(1,130.43)	(1,130.43)	
8/17/15	Invest - Bond Sale	0.00	2,000,000.00	0	0.52	0.527	0.00	2,513.33	2,513.33	
1/1/16	Closing Balance	0.00	0.00	0	0.52	0.520	0.00	0.00	0.00	
						0.527	0.00	1,382.90	1,382.90	
466099 - First National Bankers Bank-Arkansas Region - Tran Type: FNMA, Start: May 28, 2013, Maturity: August 20, 2015										
7/1/15	Opening Balance	-13,450,000.00	(13,450,000.00)	50	0.82	0.828	1,103.58	(9,941.30)	(8,837.72)	
8/20/15	Invest - Bond Sale	0.00	13,450,000.00	0	0.82	0.828	1,103.58	25,106.67	26,210.25	
1/1/16	Closing Balance	0.00	0.00	0	0.82	0.817	0.00	0.00	0.00	
						0.828	2,207.16	15,165.37	17,372.53	
466100 - First National Bankers Bank-Arkansas Region - Tran Type: FNMA, Start: May 28, 2013, Maturity: October 16, 2015										
7/1/15	Opening Balance	-10,000,000.00	(10,000,000.00)	107	0.76	0.773	579.45	(25,483.43)	(24,903.98)	
8/28/15	Invest - Bond Coupon Receipt	-10,000,000.00	0.00	0	0.76	0.773	0.00	37,500.00	37,500.00	
10/16/15	Invest - Bond Sale	0.00	10,000,000.00	0	0.76	0.773	0.00	10,208.33	10,208.33	
1/1/16	Closing Balance	0.00	0.00	0	0.76	0.762	0.00	0.00	0.00	
						0.773	579.45	22,224.90	22,804.35	

Return on Investment - Detail - AST

Between: July 1, 2015 and January 1, 2016

Printed: January 4, 2016 10:27 am

Cash Flow Date	Transaction Description	Orig Curr Balance	Local Currency Equivalent ()							
			Principal Movement	Days	Yield	Adj Yield	Premium/ (Discount)	Interest	Total Cost	
Arkansas State Treasury (Con't)										
Federal National Mortgage Association Invest (Con't)										
466549 - First National Bankers Bank-Arkansas Region - Tran Type: FNMA, Start: May 30, 2013, Maturity: December 15, 2015										
7/1/15	Opening Balance	-12,375,000.00	(12,375,000.00)	167	1.14	1.151	2,551.42	(13,921.88)	(11,370.46)	
11/25/15	Invest - Bond Coupon Receipt	-12,375,000.00	0.00	0	1.14	1.151	0.00	69,609.38	69,609.38	
12/15/15	Invest - Bond Sale	0.00	12,375,000.00	0	1.14	1.151	0.00	7,734.38	7,734.38	
1/1/16	Closing Balance	0.00	0.00	0	1.14	1.135	0.00	0.00	0.00	
							1.151	2,551.42	63,421.88	65,973.30
471575 - Vining Sparks - Tran Type: FNMA, Start: July 8, 2013, Maturity: September 4, 2015										
7/1/15	Opening Balance	-10,000,000.00	(10,000,000.00)	65	0.69	0.695	35,810.42	(9,583.33)	26,227.09	
9/4/15	Invest - Bond Sale	0.00	10,000,000.00	0	0.69	0.695	35,810.42	18,333.33	54,143.75	
1/1/16	Closing Balance	0.00	0.00	0	0.69	0.685	0.00	0.00	0.00	
							0.695	71,620.84	8,750.00	80,370.84
474735 - Raymond James & Associates, Inc. - Tran Type: FNMA, Start: March 26, 2013, Maturity: August 20, 2015										
7/1/15	Opening Balance	-15,000,000.00	(15,000,000.00)	50	0.85	0.862	0.00	(21,604.17)	(21,604.17)	
8/20/15	Invest - Bond Sale	0.00	15,000,000.00	0	0.85	0.862	0.00	38,958.33	38,958.33	
1/1/16	Closing Balance	0.00	0.00	0	0.85	0.850	0.00	0.00	0.00	
							0.862	0.00	17,354.16	17,354.16
474736 - First National Bankers Bank-Arkansas Region - Tran Type: FNMA, Start: March 5, 2013, Maturity: August 20, 2015										
7/1/15	Opening Balance	-20,000,000.00	(20,000,000.00)	50	0.86	0.873	4,917.03	(28,805.56)	(23,888.53)	
8/20/15	Invest - Bond Sale	0.00	20,000,000.00	0	0.86	0.873	4,917.03	51,944.44	56,861.47	
1/1/16	Closing Balance	0.00	0.00	0	0.86	0.861	0.00	0.00	0.00	
							0.873	9,834.06	23,138.88	32,972.94
480288 - UBS - Tran Type: FNMA, Start: September 9, 2013, Maturity: September 4, 2015										
7/1/15	Opening Balance	-5,000,000.00	(5,000,000.00)	65	0.51	0.520	12,245.48	(520.83)	11,724.65	
9/4/15	Invest - Bond Sale	0.00	5,000,000.00	0	0.51	0.520	12,245.48	3,802.08	16,047.56	
1/1/16	Closing Balance	0.00	0.00	0	0.51	0.513	0.00	0.00	0.00	
							0.520	24,490.96	3,281.25	27,772.21
482506 - First National Bankers Bank-Arkansas Region - Tran Type: FNMA, Start: March 25, 2013, Maturity: September 25, 2015										
7/1/15	Opening Balance	-13,000,000.00	(13,000,000.00)	86	1.00	1.014	0.00	(34,666.67)	(34,666.67)	
9/25/15	Invest - Bond Coupon Receipt	0.00	0.00	0	1.00	1.014	0.00	65,000.00	65,000.00	
9/25/15	Invest - Bond Sale	0.00	13,000,000.00	0	1.00	1.014	0.00	0.00	0.00	
1/1/16	Closing Balance	0.00	0.00	0	1.00	1.000	0.00	0.00	0.00	
							1.014	0.00	30,333.33	30,333.33

Return on Investment - Detail - AST

Between: July 1, 2015 and January 1, 2016

Printed: January 4, 2016 10:27 am

Cash Flow Date	Transaction Description	Orig Curr Balance	Local Currency Equivalent ()							
			Principal Movement	Days	Yield	Adj Yield	Premium/ (Discount)	Interest	Total Cost	
Arkansas State Treasury (Con't)										
Federal National Mortgage Association Invest (Con't)										
511229 - Commerce Bank - Tran Type: FNMA, Start: April 30, 2014, Maturity: August 11, 2015										
7/1/15	Opening Balance	-20,000,000.00	(20,000,000.00)	41	1.18	1.197	68,444.61	(31,597.22)	36,847.39	
8/11/15	Invest - Bond Sale	0.00	20,000,000.00	0	1.18	1.197	68,444.61	51,041.67	119,486.28	
1/1/16	Closing Balance	0.00	0.00	0	1.18	1.180	0.00	0.00	0.00	
						1.197	136,889.22	19,444.45	156,333.67	
577762 - Vining Sparks - Tran Type: FNMA, Start: June 15, 2015, Maturity: June 26, 2045										
7/1/15	Opening Balance	-10,817,950.65	(10,817,950.65)	184	2.02	2.048	0.00	(3,004.99)	(3,004.99)	
12/26/15	Invest - Bond Coupon Receipt	-10,817,950.65	0.00	0	2.02	2.048	0.00	108,179.51	108,179.51	
1/1/16	Closing Balance	-10,817,950.65	(10,817,950.65)	0	2.02	2.048	0.00	3,004.99	3,004.99	
						2.048	0.00	108,179.51	108,179.51	
577989 - First National Bankers Bank-Arkansas Region - Tran Type: FNMA, Start: August 31, 2015, Maturity: September 25, 2045										
7/1/15	Opening Balance	0.00	0.00	0	0.00	0.000	0.00	0.00	0.00	
8/31/15	Invest - Bond Purchase	-47,662,000.00	(47,662,000.00)	123	4.09	4.187	0.00	(79,436.67)	(79,436.67)	
9/25/15	Invest - Bond Coupon Receipt	-47,662,000.00	0.00	0	4.09	4.187	0.00	158,873.33	158,873.33	
10/25/15	Invest - Bond Coupon Receipt	-47,662,000.00	0.00	0	4.09	4.187	0.00	158,873.33	158,873.33	
11/25/15	Invest - Bond Coupon Receipt	-47,662,000.00	0.00	0	4.09	4.187	0.00	158,873.33	158,873.33	
12/25/15	Invest - Bond Coupon Receipt	-47,662,000.00	0.00	0	4.09	4.187	0.00	158,873.33	158,873.33	
1/1/16	Closing Balance	-47,662,000.00	(47,662,000.00)	0	4.09	4.187	(8,787.84)	31,774.67	22,986.83	
						4.187	(8,787.84)	587,831.32	579,043.48	
577992 - JP Morgan Chase - Tran Type: FNMA, Start: August 28, 2015, Maturity: July 25, 2043										
7/1/15	Opening Balance	0.00	0.00	0	0.00	0.000	0.00	0.00	0.00	
8/28/15	Invest - Bond Purchase	-35,832,000.00	(35,832,000.00)	126	3.88	3.971	0.00	(33,015.82)	(33,015.82)	
9/25/15	Invest - Bond Coupon Receipt	-35,832,000.00	0.00	0	3.88	3.971	0.00	119,440.00	119,440.00	
10/25/15	Invest - Bond Coupon Receipt	-35,832,000.00	0.00	0	3.88	3.971	0.00	119,440.00	119,440.00	
11/25/15	Invest - Bond Coupon Receipt	-35,832,000.00	0.00	0	3.88	3.971	0.00	119,440.00	119,440.00	
12/25/15	Invest - Bond Coupon Receipt	-35,832,000.00	0.00	0	3.88	3.971	0.00	119,440.00	119,440.00	
1/1/16	Closing Balance	-35,832,000.00	(35,832,000.00)	0	3.88	3.971	(199,012.07)	23,888.00	(175,124.07)	
						3.971	(199,012.07)	468,632.18	269,620.11	
577993 - Bank of Oklahoma Investments - Tran Type: FNMA, Start: August 28, 2015, Maturity: April 25, 2042										
7/1/15	Opening Balance	0.00	0.00	0	0.00	0.000	0.00	0.00	0.00	
8/28/15	Invest - Bond Purchase	-9,265,500.00	(9,265,500.00)	126	5.10	5.226	0.00	(9,673.08)	(9,673.08)	
9/25/15	Invest - Bond Coupon Receipt	-9,265,500.00	0.00	0	5.10	5.226	0.00	38,606.25	38,606.25	

Return on Investment - Detail - AST

Between: July 1, 2015 and January 1, 2016

Printed: January 4, 2016 10:27 am

Cash Flow Date	Transaction Description	Orig Curr Balance	Local Currency Equivalent ()							
			Principal Movement	Days	Yield	Adj Yield	Premium/ (Discount)	Interest	Total Cost	
Arkansas State Treasury (Con't)										
Federal National Mortgage Association Invest (Con't)										
577993 - Bank of Oklahoma Invesments - Tran Type: FNMA, Start: August 28, 2015, Maturity: April 25, 2042										
10/25/15	Invest - Bond Coupon Receipt	-9,265,500.00	0.00	0	5.10	5.226	0.00	38,606.25	38,606.25	
11/25/15	Invest - Bond Coupon Receipt	-9,265,500.00	0.00	0	5.10	5.226	0.00	38,606.25	38,606.25	
12/25/15	Invest - Bond Coupon Receipt	-9,265,500.00	0.00	0	5.10	5.226	0.00	38,606.25	38,606.25	
1/1/16	Closing Balance	-9,265,500.00	(9,265,500.00)	0	5.10	5.226	(32,019.52)	7,721.25	(24,298.27)	
							5.226	(32,019.52)	152,473.17	120,453.65
578003 - Commerce Bank - Tran Type: FNMA, Start: August 26, 2015, Maturity: November 25, 2023										
7/1/15	Opening Balance	0.00	0.00	0	0.00	0.000	0.00	0.00	0.00	
8/26/15	Invest - Bond Purchase	-8,450,000.00	(8,450,000.00)	128	3.63	3.710	0.00	(16,289.18)	(16,289.18)	
9/25/15	Invest - Bond Coupon Receipt	-8,450,000.00	0.00	0	3.63	3.710	0.00	28,166.67	28,166.67	
10/25/15	Invest - Bond Coupon Receipt	-8,450,000.00	0.00	0	3.63	3.710	0.00	28,166.67	28,166.67	
11/25/15	Invest - Bond Coupon Receipt	-8,450,000.00	0.00	0	3.63	3.710	0.00	28,166.67	28,166.67	
12/25/15	Invest - Bond Coupon Receipt	-8,450,000.00	0.00	0	3.63	3.710	0.00	28,166.67	28,166.67	
1/1/16	Closing Balance	-8,450,000.00	(8,450,000.00)	0	3.63	3.710	(89,149.84)	5,633.33	(83,516.51)	
							3.710	(89,149.84)	102,010.83	12,860.99
578230 - Crews & Associates - Tran Type: FNMA, Start: August 31, 2015, Maturity: September 25, 2040										
7/1/15	Opening Balance	0.00	0.00	0	0.00	0.000	0.00	0.00	0.00	
8/31/15	Invest - Bond Purchase	-33,000,000.00	(33,000,000.00)	123	3.46	3.529	0.00	(45,921.52)	(45,921.52)	
9/25/15	Invest - Bond Coupon Receipt	-33,000,000.00	0.00	0	3.46	3.529	0.00	96,250.00	96,250.00	
10/25/15	Invest - Bond Coupon Receipt	-33,000,000.00	0.00	0	3.46	3.529	0.00	96,250.00	96,250.00	
11/25/15	Invest - Bond Coupon Receipt	-33,000,000.00	0.00	0	3.46	3.529	0.00	96,250.00	96,250.00	
12/25/15	Invest - Bond Coupon Receipt	-33,000,000.00	0.00	0	3.46	3.529	0.00	96,250.00	96,250.00	
1/1/16	Closing Balance	-33,000,000.00	(33,000,000.00)	0	3.46	3.529	(123,756.29)	19,250.00	(104,506.29)	
							3.529	(123,756.29)	358,328.48	234,572.19
579040 - Crews & Associates - Tran Type: FNMA, Start: August 26, 2015, Maturity: December 25, 2044										
7/1/15	Opening Balance	0.00	0.00	0	0.00	0.000	0.00	0.00	0.00	
8/26/15	Invest - Bond Purchase	-15,533,813.00	(15,533,813.00)	128	4.02	4.106	0.00	(20,725.33)	(20,725.33)	
9/25/15	Invest - Bond Coupon Receipt	-15,533,813.00	0.00	0	4.02	4.106	0.00	51,779.38	51,779.38	
10/25/15	Invest - Bond Coupon Receipt	-15,533,813.00	0.00	0	4.02	4.106	0.00	51,779.38	51,779.38	
11/25/15	Invest - Bond Coupon Receipt	-15,533,813.00	0.00	0	4.02	4.106	0.00	51,779.38	51,779.38	
12/25/15	Invest - Bond Coupon Receipt	-15,533,813.00	0.00	0	4.02	4.106	0.00	51,779.38	51,779.38	
1/1/16	Closing Balance	-15,533,813.00	(15,533,813.00)	0	4.02	4.106	(7,444.58)	10,355.88	2,911.30	

Return on Investment - Detail - AST

Between: July 1, 2015 and January 1, 2016

Printed: January 4, 2016 10:27 am

Cash Flow Date	Transaction Description	Orig Curr Balance	Local Currency Equivalent ()							
			Principal Movement	Days	Yield	Adj Yield	Premium/ (Discount)	Interest	Total Cost	
Arkansas State Treasury (Con't)										
Federal National Mortgage Association Invest (Con't)										
							4.106	(7,444.58)	196,748.07	189,303.49
579041 - Bank of Oklahoma Invesments	- Tran Type: FNMA, Start: August 26, 2015, Maturity: March 25, 2040									
7/1/15	Opening Balance	0.00	0.00	0	0.00	0.000	0.00	0.00	0.00	
8/26/15	Invest - Bond Purchase	-10,000,000.00	(10,000,000.00)	128	4.52	4.630	0.00	(8,298.07)	(8,298.07)	
9/25/15	Invest - Bond Coupon Receipt	-10,000,000.00	0.00	0	4.52	4.630	0.00	37,500.00	37,500.00	
10/25/15	Invest - Bond Coupon Receipt	-10,000,000.00	0.00	0	4.52	4.630	0.00	37,500.00	37,500.00	
11/25/15	Invest - Bond Coupon Receipt	-10,000,000.00	0.00	0	4.52	4.630	0.00	37,500.00	37,500.00	
12/25/15	Invest - Bond Coupon Receipt	-10,000,000.00	0.00	0	4.52	4.630	0.00	37,500.00	37,500.00	
1/1/16	Closing Balance	-10,000,000.00	(10,000,000.00)	0	4.52	4.630	(47,417.49)	7,500.00	(39,917.49)	
							4.630	(47,417.49)	149,201.93	101,784.44
579045 - JP Morgan Chase	- Tran Type: FNMA, Start: August 20, 2015, Maturity: March 25, 2043									
7/1/15	Opening Balance	0.00	0.00	0	0.00	0.000	0.00	0.00	0.00	
8/20/15	Invest - Bond Purchase	-75,000,000.00	(75,000,000.00)	134	3.53	3.606	0.00	(98,239.91)	(98,239.91)	
8/25/15	Invest - Bond Coupon Receipt	-75,000,000.00	0.00	0	3.53	3.606	0.00	218,750.00	218,750.00	
9/25/15	Invest - Bond Coupon Receipt	-75,000,000.00	0.00	0	3.53	3.606	0.00	218,750.00	218,750.00	
10/25/15	Invest - Bond Coupon Receipt	-75,000,000.00	0.00	0	3.53	3.606	0.00	218,750.00	218,750.00	
11/25/15	Invest - Bond Coupon Receipt	-75,000,000.00	0.00	0	3.53	3.606	0.00	218,750.00	218,750.00	
12/25/15	Invest - Bond Coupon Receipt	-75,000,000.00	0.00	0	3.53	3.606	0.00	218,750.00	218,750.00	
1/1/16	Closing Balance	-75,000,000.00	(75,000,000.00)	0	3.53	3.606	(12,143.04)	43,750.00	31,606.96	
							3.606	(12,143.04)	1,039,260.09	1,027,117.05
579047 - Crews & Associates	- Tran Type: FNMA, Start: August 19, 2015, Maturity: October 25, 2044									
7/1/15	Opening Balance	0.00	0.00	0	0.00	0.000	0.00	0.00	0.00	
8/19/15	Invest - Bond Purchase	-18,030,754.00	(18,030,754.00)	135	4.03	4.120	0.00	(17,200.85)	(17,200.85)	
8/25/15	Invest - Bond Coupon Receipt	-18,030,754.00	0.00	0	4.03	4.120	0.00	60,102.51	60,102.51	
9/25/15	Invest - Bond Coupon Receipt	-18,030,754.00	0.00	0	4.03	4.120	0.00	60,102.51	60,102.51	
10/25/15	Invest - Bond Coupon Receipt	-18,030,754.00	0.00	0	4.03	4.120	0.00	60,102.51	60,102.51	
11/25/15	Invest - Bond Coupon Receipt	-18,030,754.00	0.00	0	4.03	4.120	0.00	60,102.51	60,102.51	
12/25/15	Invest - Bond Coupon Receipt	-18,030,754.00	0.00	0	4.03	4.120	0.00	60,102.51	60,102.51	
1/1/16	Closing Balance	-18,030,754.00	(18,030,754.00)	0	4.03	4.120	(11,066.29)	12,020.50	954.21	
							4.120	(11,066.29)	295,332.20	284,265.91
579048 - Simmons First Investment Group	- Tran Type: FNMA, Start: August 18, 2015, Maturity: November 25, 2039									
7/1/15	Opening Balance	0.00	0.00	0	0.00	0.000	0.00	0.00	0.00	

Return on Investment - Detail - AST

Between: July 1, 2015 and January 1, 2016

Printed: January 4, 2016 10:27 am

Cash Flow Date	Transaction Description	Orig Curr Balance	Local Currency Equivalent ()							
			Principal Movement	Days	Yield	Adj Yield	Premium/ (Discount)	Interest	Total Cost	
Arkansas State Treasury (Con't)										
Federal National Mortgage Association Invest (Con't)										
579048 - Simmons First Investment Group - Tran Type: FNMA, Start: August 18, 2015, Maturity: November 25, 2039										
8/18/15	Invest - Bond Purchase	-20,395,000.00	(20,395,000.00)	136	4.14	4.239	0.00	(13,779.27)	(13,779.27)	
8/25/15	Invest - Bond Coupon Receipt	-20,395,000.00	0.00	0	4.14	4.239	0.00	76,481.25	76,481.25	
9/25/15	Invest - Bond Coupon Receipt	-20,395,000.00	0.00	0	4.14	4.239	0.00	76,481.25	76,481.25	
10/25/15	Invest - Bond Coupon Receipt	-20,395,000.00	0.00	0	4.14	4.239	0.00	76,481.25	76,481.25	
11/25/15	Invest - Bond Coupon Receipt	-20,395,000.00	0.00	0	4.14	4.239	0.00	76,481.25	76,481.25	
12/25/15	Invest - Bond Coupon Receipt	-20,395,000.00	0.00	0	4.14	4.239	0.00	76,481.25	76,481.25	
1/1/16	Closing Balance	-20,395,000.00	(20,395,000.00)	0	4.14	4.239	(156,567.22)	15,296.25	(141,270.97)	
							4.239	(156,567.22)	383,923.23	227,356.01
579053 - Commerce Bank - Tran Type: FNMA, Start: August 12, 2015, Maturity: December 25, 2041										
7/1/15	Opening Balance	0.00	0.00	0	0.00	0.000	0.00	0.00	0.00	
8/12/15	Invest - Bond Purchase	-31,307,000.00	(31,307,000.00)	142	4.16	4.253	0.00	(8,727.90)	(8,727.90)	
8/25/15	Invest - Bond Coupon Receipt	-31,307,000.00	0.00	0	4.16	4.253	0.00	117,401.25	117,401.25	
9/25/15	Invest - Bond Coupon Receipt	-31,307,000.00	0.00	0	4.16	4.253	0.00	117,401.25	117,401.25	
10/25/15	Invest - Bond Coupon Receipt	-31,307,000.00	0.00	0	4.16	4.253	0.00	117,401.25	117,401.25	
11/25/15	Invest - Bond Coupon Receipt	-31,307,000.00	0.00	0	4.16	4.253	0.00	117,401.25	117,401.25	
12/25/15	Invest - Bond Coupon Receipt	-31,307,000.00	0.00	0	4.16	4.253	0.00	117,401.25	117,401.25	
1/1/16	Closing Balance	-31,307,000.00	(31,307,000.00)	0	4.16	4.253	(263,194.60)	23,480.25	(239,714.35)	
							4.253	(263,194.60)	601,758.60	338,564.00
579055 - Commerce Bank - Tran Type: FNMA, Start: August 10, 2015, Maturity: March 25, 2041										
7/1/15	Opening Balance	0.00	0.00	0	0.00	0.000	0.00	0.00	0.00	
8/10/15	Invest - Bond Purchase	-28,091,198.00	(28,091,198.00)	144	4.15	4.250	0.00	(8,023.29)	(8,023.29)	
8/25/15	Invest - Bond Coupon Receipt	-28,091,198.00	0.00	0	4.15	4.250	0.00	105,341.99	105,341.99	
9/25/15	Invest - Bond Coupon Receipt	-28,091,198.00	0.00	0	4.15	4.250	0.00	105,341.99	105,341.99	
10/25/15	Invest - Bond Coupon Receipt	-28,091,198.00	0.00	0	4.15	4.250	0.00	105,341.99	105,341.99	
11/25/15	Invest - Bond Coupon Receipt	-28,091,198.00	0.00	0	4.15	4.250	0.00	105,341.99	105,341.99	
12/25/15	Invest - Bond Coupon Receipt	-28,091,198.00	0.00	0	4.15	4.250	0.00	105,341.99	105,341.99	
1/1/16	Closing Balance	-28,091,198.00	(28,091,198.00)	0	4.15	4.250	(233,524.18)	21,068.40	(212,455.78)	
							4.250	(233,524.18)	539,755.06	306,230.88
580326 - Commerce Bank - Tran Type: FNMA, Start: June 15, 2015, Maturity: June 25, 2045										
7/1/15	Opening Balance	-10,029,000.00	(10,029,000.00)	184	2.02	2.056	240.15	(3,343.00)	(3,102.85)	
7/25/15	Invest - Bond Coupon Receipt	-10,029,000.00	0.00	0	2.02	2.056	0.00	16,715.00	16,715.00	

Return on Investment - Detail - AST

Between: July 1, 2015 and January 1, 2016

Printed: January 4, 2016 10:27 am

Cash Flow Date	Transaction Description	Orig Curr Balance	Local Currency Equivalent ()							
			Principal Movement	Days	Yield	Adj Yield	Premium/ (Discount)	Interest	Total Cost	
Arkansas State Treasury (Con't)										
Federal National Mortgage Association Invest (Con't)										
580326 - Commerce Bank - Tran Type: FNMA, Start: June 15, 2015, Maturity: June 25, 2045										
8/25/15	Invest - Bond Coupon Receipt	-10,029,000.00	0.00	0	2.02	2.056	0.00	16,715.00	16,715.00	
9/25/15	Invest - Bond Coupon Receipt	-10,029,000.00	0.00	0	2.02	2.056	0.00	16,715.00	16,715.00	
10/25/15	Invest - Bond Coupon Receipt	-10,029,000.00	0.00	0	2.02	2.056	0.00	16,715.00	16,715.00	
11/25/15	Invest - Bond Coupon Receipt	-10,029,000.00	0.00	0	2.02	2.056	0.00	16,715.00	16,715.00	
12/25/15	Invest - Bond Coupon Receipt	-10,029,000.00	0.00	0	2.02	2.056	0.00	16,715.00	16,715.00	
1/1/16	Closing Balance	-10,029,000.00	(10,029,000.00)	0	2.02	2.056	(2,942.24)	3,343.00	400.76	
						2.056	(2,702.09)	100,290.00	97,587.91	
580327 - Commerce Bank - Tran Type: FNMA, Start: June 12, 2015, Maturity: September 25, 2039										
7/1/15	Opening Balance	-7,728,849.00	(7,728,849.00)	184	2.87	2.930	3,182.75	(3,864.42)	(681.67)	
7/25/15	Invest - Bond Coupon Receipt	-7,728,849.00	0.00	0	2.87	2.930	0.00	19,322.12	19,322.12	
8/25/15	Invest - Bond Coupon Receipt	-7,728,849.00	0.00	0	2.87	2.930	0.00	19,322.12	19,322.12	
9/25/15	Invest - Bond Coupon Receipt	-7,728,849.00	0.00	0	2.87	2.930	0.00	19,322.12	19,322.12	
10/25/15	Invest - Bond Coupon Receipt	-7,728,849.00	0.00	0	2.87	2.930	0.00	19,322.12	19,322.12	
11/25/15	Invest - Bond Coupon Receipt	-7,728,849.00	0.00	0	2.87	2.930	0.00	19,322.12	19,322.12	
12/25/15	Invest - Bond Coupon Receipt	-7,728,849.00	0.00	0	2.87	2.930	0.00	19,322.12	19,322.12	
1/1/16	Closing Balance	-7,728,849.00	(7,728,849.00)	0	2.87	2.930	(33,401.69)	3,864.42	(29,537.27)	
						2.930	(30,218.94)	115,932.72	85,713.78	
580539 - Crews & Associates - Tran Type: FNMA, Start: June 11, 2015, Maturity: September 25, 2039										
7/1/15	Opening Balance	-40,560,150.00	(40,560,150.00)	184	2.87	2.931	16,468.92	(20,280.08)	(3,811.16)	
7/25/15	Invest - Bond Coupon Receipt	-40,560,150.00	0.00	0	2.87	2.931	0.00	101,400.38	101,400.38	
8/25/15	Invest - Bond Coupon Receipt	-40,560,150.00	0.00	0	2.87	2.931	0.00	101,400.38	101,400.38	
9/25/15	Invest - Bond Coupon Receipt	-40,560,150.00	0.00	0	2.87	2.931	0.00	101,400.38	101,400.38	
10/25/15	Invest - Bond Coupon Receipt	-40,560,150.00	0.00	0	2.87	2.931	0.00	101,400.38	101,400.38	
11/25/15	Invest - Bond Coupon Receipt	-40,560,150.00	0.00	0	2.87	2.931	0.00	101,400.38	101,400.38	
12/25/15	Invest - Bond Coupon Receipt	-40,560,150.00	0.00	0	2.87	2.931	0.00	101,400.38	101,400.38	
1/1/16	Closing Balance	-40,560,150.00	(40,560,150.00)	0	2.87	2.931	(164,997.19)	20,280.08	(144,717.11)	
						2.931	(148,528.27)	608,402.28	459,874.01	
585299 - Simmons First Investment Group - Tran Type: FNMA, Start: October 21, 2015, Maturity: December 25, 2039										
7/1/15	Opening Balance	0.00	0.00	0	0.00	0.000	0.00	0.00	0.00	
10/21/15	Invest - Bond Purchase	-167,969,706.00	(167,969,706.00)	72	4.80	4.915	0.00	(26,101.06)	(26,101.06)	
10/25/15	Invest - Bond Coupon Receipt	-167,969,706.00	0.00	0	4.80	4.915	0.00	699,873.78	699,873.78	

Return on Investment - Detail - AST

Between: July 1, 2015 and January 1, 2016

Printed: January 4, 2016 10:27 am

Cash Flow Date	Transaction Description	Orig Curr Balance	Local Currency Equivalent ()							
			Principal Movement	Days	Yield	Adj Yield	Premium/ (Discount)	Interest	Total Cost	
Arkansas State Treasury (Con't)										
Federal National Mortgage Association Invest (Con't)										
585299 - Simmons First Investment Group - Tran Type: FNMA, Start: October 21, 2015, Maturity: December 25, 2039										
11/25/15	Invest - Bond Coupon Receipt	-167,969,706.00	0.00	0	4.80	4.915	0.00	699,873.78	699,873.78	
12/25/15	Invest - Bond Coupon Receipt	-167,969,706.00	0.00	0	4.80	4.915	0.00	699,873.78	699,873.78	
1/1/16	Closing Balance	-167,969,706.00	(167,969,706.00)	0	4.80	4.915	(859,699.29)	139,974.76	(719,724.53)	
							4.915	(859,699.29)	2,213,495.04	1,353,795.75
585734 - BOA Securities, LLC MM - Tran Type: FNMA, Start: October 22, 2015, Maturity: August 25, 2040										
7/1/15	Opening Balance	0.00	0.00	0	0.00	0.000	0.00	0.00	0.00	
10/22/15	Invest - Bond Purchase	-276,669,075.00	(276,669,075.00)	71	4.34	4.440	0.00	(74,683.90)	(74,683.90)	
10/25/15	Invest - Bond Coupon Receipt	-276,669,075.00	0.00	0	4.34	4.440	0.00	1,037,509.03	1,037,509.03	
11/25/15	Invest - Bond Coupon Receipt	-276,669,075.00	0.00	0	4.34	4.440	0.00	1,037,509.03	1,037,509.03	
12/25/15	Invest - Bond Coupon Receipt	-276,669,075.00	0.00	0	4.34	4.440	0.00	1,037,509.03	1,037,509.03	
1/1/16	Closing Balance	-276,669,075.00	(276,669,075.00)	0	4.34	4.440	(1,288,193.01)	207,501.81	(1,080,691.20)	
							4.440	(1,288,193.01)	3,245,345.00	1,957,151.99
585736 - Suntrust Capital Markets - Tran Type: FNMA, Start: October 23, 2015, Maturity: February 25, 2036										
7/1/15	Opening Balance	0.00	0.00	0	0.00	0.000	0.00	0.00	0.00	
10/23/15	Invest - Bond Purchase	-16,230,000.00	(16,230,000.00)	70	4.74	4.852	0.00	(16,161.75)	(16,161.75)	
10/25/15	Invest - Bond Coupon Receipt	-16,230,000.00	0.00	0	4.74	4.852	0.00	67,625.00	67,625.00	
11/25/15	Invest - Bond Coupon Receipt	-16,230,000.00	0.00	0	4.74	4.852	0.00	67,625.00	67,625.00	
12/25/15	Invest - Bond Coupon Receipt	-16,230,000.00	0.00	0	4.74	4.852	0.00	67,625.00	67,625.00	
1/1/16	Closing Balance	-16,230,000.00	(16,230,000.00)	0	4.74	4.852	(75,727.02)	13,525.00	(62,202.02)	
							4.852	(75,727.02)	200,238.25	124,511.23
585949 - BOA Securities, LLC MM - Tran Type: FNMA, Start: October 27, 2015, Maturity: September 25, 2024										
7/1/15	Opening Balance	0.00	0.00	0	0.00	0.000	0.00	0.00	0.00	
10/27/15	Invest - Bond Purchase	-10,300,000.00	(10,300,000.00)	66	3.52	3.597	0.00	(2,647.41)	(2,647.41)	
11/25/15	Invest - Bond Coupon Receipt	-10,300,000.00	0.00	0	3.52	3.597	0.00	34,333.33	34,333.33	
12/25/15	Invest - Bond Coupon Receipt	-10,300,000.00	0.00	0	3.52	3.597	0.00	34,333.33	34,333.33	
1/1/16	Closing Balance	-10,300,000.00	(10,300,000.00)	0	3.52	3.597	(131,634.50)	6,866.67	(124,767.83)	
							3.597	(131,634.50)	72,885.92	(58,748.58)
585950 - BOA Securities, LLC MM - Tran Type: FNMA, Start: October 27, 2015, Maturity: August 25, 2039										
7/1/15	Opening Balance	0.00	0.00	0	0.00	0.000	0.00	0.00	0.00	
10/27/15	Invest - Bond Purchase	-25,000,000.00	(25,000,000.00)	66	4.39	4.497	0.00	(3,194.17)	(3,194.17)	
11/25/15	Invest - Bond Coupon Receipt	-25,000,000.00	0.00	0	4.39	4.497	0.00	93,750.00	93,750.00	

Return on Investment - Detail - AST

Between: July 1, 2015 and January 1, 2016

Printed: January 4, 2016 10:27 am

Cash Flow Date	Transaction Description	Orig Curr Balance	Local Currency Equivalent ()							
			Principal Movement	Days	Yield	Adj Yield	Premium/ (Discount)	Interest	Total Cost	
Arkansas State Treasury (Con't)										
Federal National Mortgage Association Invest (Con't)										
585950 - BOA Securities, LLC MM - Tran Type: FNMA, Start: October 27, 2015, Maturity: August 25, 2039										
12/25/15	Invest - Bond Coupon Receipt	-25,000,000.00	0.00	0	4.39	4.497	0.00	93,750.00	93,750.00	
1/1/16	Closing Balance	-25,000,000.00	(25,000,000.00)	0	4.39	4.497	(123,569.23)	18,750.00	(104,819.23)	
							4.497	(123,569.23)	203,055.83	79,486.60
585951 - BOA Securities, LLC MM - Tran Type: FNMA, Start: October 27, 2015, Maturity: October 25, 2024										
7/1/15	Opening Balance	0.00	0.00	0	0.00	0.000	0.00	0.00	0.00	
10/27/15	Invest - Bond Purchase	-15,000,000.00	(15,000,000.00)	66	3.49	3.564	0.00	(4,938.52)	(4,938.52)	
11/25/15	Invest - Bond Coupon Receipt	-15,000,000.00	0.00	0	3.49	3.564	0.00	50,000.00	50,000.00	
12/25/15	Invest - Bond Coupon Receipt	-15,000,000.00	0.00	0	3.49	3.564	0.00	50,000.00	50,000.00	
1/1/16	Closing Balance	-15,000,000.00	(15,000,000.00)	0	3.49	3.564	(185,842.57)	10,000.00	(175,842.57)	
							3.564	(185,842.57)	105,061.48	(80,781.09)
586149 - Morgan Stanley - Tran Type: FNMA, Start: October 29, 2015, Maturity: July 25, 2039										
7/1/15	Opening Balance	0.00	0.00	0	0.00	0.000	0.00	0.00	0.00	
10/29/15	Invest - Bond Purchase	-6,900,000.00	(6,900,000.00)	64	4.86	4.981	0.00	(6,136.56)	(6,136.56)	
11/25/15	Invest - Bond Coupon Receipt	-6,900,000.00	0.00	0	4.86	4.981	0.00	28,750.00	28,750.00	
12/25/15	Invest - Bond Coupon Receipt	-6,900,000.00	0.00	0	4.86	4.981	0.00	28,750.00	28,750.00	
1/1/16	Closing Balance	-6,900,000.00	(6,900,000.00)	0	4.86	4.981	(21,138.09)	5,750.00	(15,388.09)	
							4.981	(21,138.09)	57,113.44	35,975.35
586151 - Suntrust Capital Markets - Tran Type: FNMA, Start: October 30, 2015, Maturity: September 25, 2039										
7/1/15	Opening Balance	0.00	0.00	0	0.00	0.000	0.00	0.00	0.00	
10/30/15	Invest - Bond Purchase	-16,339,000.00	(16,339,000.00)	63	4.79	4.909	0.00	(44,466.31)	(44,466.31)	
11/25/15	Invest - Bond Coupon Receipt	-16,339,000.00	0.00	0	4.79	4.909	0.00	68,079.17	68,079.17	
12/25/15	Invest - Bond Coupon Receipt	-16,339,000.00	0.00	0	4.79	4.909	0.00	68,079.17	68,079.17	
1/1/16	Closing Balance	-16,339,000.00	(16,339,000.00)	0	4.79	4.909	(14,017.61)	13,615.83	(401.78)	
							4.909	(14,017.61)	105,307.86	91,290.25
586152 - Crews & Associates - Tran Type: FNMA, Start: October 28, 2015, Maturity: February 25, 2021										
7/1/15	Opening Balance	0.00	0.00	0	0.00	0.000	0.00	0.00	0.00	
10/28/15	Invest - Bond Purchase	-5,000,000.00	(5,000,000.00)	65	4.69	4.807	0.00	(10,037.69)	(10,037.69)	
11/25/15	Invest - Bond Coupon Receipt	-5,000,000.00	0.00	0	4.69	4.807	0.00	20,833.33	20,833.33	
12/25/15	Invest - Bond Coupon Receipt	-5,000,000.00	0.00	0	4.69	4.807	0.00	20,833.33	20,833.33	
1/1/16	Closing Balance	-5,000,000.00	(5,000,000.00)	0	4.69	4.807	(61,273.25)	4,166.67	(57,106.58)	
							4.807	(61,273.25)	35,795.64	(25,477.61)

Return on Investment - Detail - AST

Between: July 1, 2015 and January 1, 2016

Printed: January 4, 2016 10:27 am

Cash Flow Date	Transaction Description	Orig Curr Balance	Local Currency Equivalent ()						
			Principal Movement	Days	Yield	Adj Yield	Premium/ (Discount)	Interest	Total Cost
Arkansas State Treasury (Con't)									
Federal National Mortgage Association Invest (Con't)									
586153 - Crews & Associates - Tran Type: FNMA, Start: October 28, 2015, Maturity: June 25, 2020									
7/1/15	Opening Balance	0.00	0.00	0	0.00	0.000	0.00	0.00	0.00
10/28/15	Invest - Bond Purchase	-17,637,512.00	(17,637,512.00)	65	3.60	3.680	0.00	(24,889.50)	(24,889.50)
11/25/15	Invest - Bond Coupon Receipt	-17,637,512.00	0.00	0	3.60	3.680	0.00	66,140.67	66,140.67
12/25/15	Invest - Bond Coupon Receipt	-17,637,512.00	0.00	0	3.60	3.680	0.00	66,140.67	66,140.67
1/1/16	Closing Balance	-17,637,512.00	(17,637,512.00)	0	3.60	3.680	(295,261.94)	13,228.13	(282,033.81)
			3.680	(295,261.94)	120,619.97	(174,641.97)			
586753 - Commerce Bank - Tran Type: FNMA, Start: October 30, 2015, Maturity: May 25, 2040									
7/1/15	Opening Balance	0.00	0.00	0	0.00	0.000	0.00	0.00	0.00
10/30/15	Invest - Bond Purchase	-5,000,000.00	(5,000,000.00)	63	4.82	4.934	0.00	(13,290.74)	(13,290.74)
11/25/15	Invest - Bond Coupon Receipt	-5,000,000.00	0.00	0	4.82	4.934	0.00	20,833.33	20,833.33
12/25/15	Invest - Bond Coupon Receipt	-5,000,000.00	0.00	0	4.82	4.934	0.00	20,833.33	20,833.33
1/1/16	Closing Balance	-5,000,000.00	(5,000,000.00)	0	4.82	4.934	(9,515.24)	4,166.67	(5,348.57)
			4.934	(9,515.24)	32,542.59	23,027.35			
587147 - Crews & Associates - Tran Type: FNMA, Start: November 4, 2015, Maturity: April 25, 2040									
7/1/15	Opening Balance	0.00	0.00	0	0.00	0.000	0.00	0.00	0.00
11/4/15	Invest - Bond Purchase	-4,941,438.00	(4,941,438.00)	58	4.64	4.752	0.00	(2,058.93)	(2,058.93)
11/25/15	Invest - Bond Coupon Receipt	-4,941,438.00	0.00	0	4.64	4.752	0.00	20,589.33	20,589.33
12/25/15	Invest - Bond Coupon Receipt	-4,941,438.00	0.00	0	4.64	4.752	0.00	20,589.33	20,589.33
1/1/16	Closing Balance	-4,941,438.00	(4,941,438.00)	0	4.64	4.752	1,612.55	4,117.87	5,730.42
			4.752	1,612.55	43,237.60	44,850.15			
588679 - Crews & Associates - Tran Type: FNMA, Start: November 12, 2015, Maturity: August 25, 2038									
7/1/15	Opening Balance	0.00	0.00	0	0.00	0.000	0.00	0.00	0.00
11/12/15	Invest - Bond Purchase	-10,000,000.00	(10,000,000.00)	50	4.07	4.164	0.00	(3,949.77)	(3,949.77)
11/25/15	Invest - Bond Coupon Receipt	-10,000,000.00	0.00	0	4.07	4.164	0.00	33,333.33	33,333.33
12/25/15	Invest - Bond Coupon Receipt	-10,000,000.00	0.00	0	4.07	4.164	0.00	33,333.33	33,333.33
1/1/16	Closing Balance	-10,000,000.00	(10,000,000.00)	0	4.07	4.164	(18,144.91)	6,666.67	(11,478.24)
			4.164	(18,144.91)	69,383.56	51,238.65			
588680 - Crews & Associates - Tran Type: FNMA, Start: November 13, 2015, Maturity: March 25, 2042									
7/1/15	Opening Balance	0.00	0.00	0	0.00	0.000	0.00	0.00	0.00
11/13/15	Invest - Bond Purchase	-10,000,000.00	(10,000,000.00)	49	4.83	4.943	0.00	(2,860.24)	(2,860.24)
11/25/15	Invest - Bond Coupon Receipt	-10,000,000.00	0.00	0	4.83	4.943	0.00	39,166.67	39,166.67

Return on Investment - Detail - AST

Between: July 1, 2015 and January 1, 2016

Printed: January 4, 2016 10:27 am

Cash Flow Date	Transaction Description	Orig Curr Balance	Local Currency Equivalent ()							
			Principal Movement	Days	Yield	Adj Yield	Premium/ (Discount)	Interest	Total Cost	
Arkansas State Treasury (Con't)										
Federal National Mortgage Association Invest (Con't)										
588680 - Crews & Associates - Tran Type: FNMA, Start: November 13, 2015, Maturity: March 25, 2042										
12/25/15	Invest - Bond Coupon Receipt	-10,000,000.00	0.00	0	4.83	4.943	0.00	39,166.67	39,166.67	
1/1/16	Closing Balance	-10,000,000.00	(10,000,000.00)	0	4.83	4.943	(22,797.55)	7,833.33	(14,964.22)	
							4.943	(22,797.55)	83,306.43	60,508.88
589966 - Crews & Associates - Tran Type: FNMA, Start: November 18, 2015, Maturity: January 25, 2026										
7/1/15	Opening Balance	0.00	0.00	0	0.00	0.000	0.00	0.00	0.00	
11/18/15	Invest - Bond Purchase	-20,300,000.00	(20,300,000.00)	44	4.56	4.664	0.00	(37,239.73)	(37,239.73)	
11/25/15	Invest - Bond Coupon Receipt	-20,300,000.00	0.00	0	4.56	4.664	0.00	84,583.33	84,583.33	
12/25/15	Invest - Bond Coupon Receipt	-20,300,000.00	0.00	0	4.56	4.664	0.00	84,583.33	84,583.33	
1/1/16	Closing Balance	-20,300,000.00	(20,300,000.00)	0	4.56	4.664	(41,835.91)	16,916.67	(24,919.24)	
							4.664	(41,835.91)	148,843.60	107,007.69
589968 - Bank of Oklahoma Investments - Tran Type: FNMA, Start: November 19, 2015, Maturity: December 25, 2035										
7/1/15	Opening Balance	0.00	0.00	0	0.00	0.000	0.00	0.00	0.00	
11/19/15	Invest - Bond Purchase	-77,737,000.00	(77,737,000.00)	43	4.74	4.858	0.00	(10,244.88)	(10,244.88)	
11/25/15	Invest - Bond Coupon Receipt	-77,737,000.00	0.00	0	4.74	4.858	0.00	323,904.17	323,904.17	
12/25/15	Invest - Bond Coupon Receipt	-77,737,000.00	0.00	0	4.74	4.858	0.00	323,904.17	323,904.17	
1/1/16	Closing Balance	-77,737,000.00	(77,737,000.00)	0	4.74	4.858	(295,781.55)	64,780.83	(231,000.72)	
							4.858	(295,781.55)	702,344.29	406,562.74
590258 - Suntrust Capital Markets - Tran Type: FNMA, Start: November 25, 2015, Maturity: April 25, 2042										
7/1/15	Opening Balance	0.00	0.00	0	0.00	0.000	0.00	0.00	0.00	
11/25/15	Invest - Bond Purchase	-4,000,000.00	(4,000,000.00)	37	5.36	5.495	0.00	(2,018.25)	(2,018.25)	
12/25/15	Invest - Bond Coupon Receipt	-4,000,000.00	0.00	0	5.36	5.495	0.00	16,666.67	16,666.67	
1/1/16	Closing Balance	-4,000,000.00	(4,000,000.00)	0	5.36	5.495	(6,264.08)	3,333.33	(2,930.75)	
							5.495	(6,264.08)	17,981.75	11,717.67
590934 - Crews & Associates - Tran Type: FNMA, Start: December 7, 2015, Maturity: April 25, 2038										
7/1/15	Opening Balance	0.00	0.00	0	0.00	0.000	0.00	0.00	0.00	
12/7/15	Invest - Bond Purchase	-39,000,000.00	(39,000,000.00)	25	5.14	5.271	0.00	(8,302.80)	(8,302.80)	
12/25/15	Invest - Bond Coupon Receipt	-39,000,000.00	0.00	0	5.14	5.271	0.00	178,750.00	178,750.00	
1/1/16	Closing Balance	-39,000,000.00	(39,000,000.00)	0	5.14	5.271	(64,568.01)	35,750.00	(28,818.01)	
							5.271	(64,568.01)	206,197.20	141,629.19
591363 - First Security Trust Fund - Tran Type: FNMA, Start: December 7, 2015, Maturity: June 25, 2034										
7/1/15	Opening Balance	0.00	0.00	0	0.00	0.000	0.00	0.00	0.00	

Return on Investment - Detail - AST

Between: July 1, 2015 and January 1, 2016

Printed: January 4, 2016 10:27 am

Cash Flow Date	Transaction Description	Orig Curr Balance	Local Currency Equivalent ()							
			Principal Movement	Days	Yield	Adj Yield	Premium/ (Discount)	Interest	Total Cost	
Arkansas State Treasury (Con't)										
Federal National Mortgage Association Invest (Con't)										
591363 - First Security Trust Fund - Tran Type: FNMA, Start: December 7, 2015, Maturity: June 25, 2034										
12/7/15	Invest - Bond Purchase	-25,245,000.00	(25,245,000.00)	25	4.89	5.012	0.00	(1,938.31)	(1,938.31)	
12/25/15	Invest - Bond Coupon Receipt	-25,245,000.00	0.00	0	4.89	5.012	0.00	105,187.50	105,187.50	
1/1/16	Closing Balance	-25,245,000.00	(25,245,000.00)	0	4.89	5.012	(57,781.67)	21,037.50	(36,744.17)	
						5.012	(57,781.67)	124,286.69	66,505.02	
593062 - Commerce Bank - Tran Type: FNMA, Start: November 10, 2015, Maturity: December 25, 2039										
7/1/15	Opening Balance	0.00	0.00	0	0.00	0.000	0.00	0.00	0.00	
11/10/15	Invest - Bond Purchase	-11,045,000.00	(11,045,000.00)	52	3.28	3.353	0.00	(4,364.61)	(4,364.61)	
11/25/15	Invest - Bond Coupon Receipt	-11,045,000.00	0.00	0	3.28	3.353	0.00	32,214.58	32,214.58	
12/25/15	Invest - Bond Coupon Receipt	-11,045,000.00	0.00	0	3.28	3.353	0.00	32,214.58	32,214.58	
1/1/16	Closing Balance	-11,045,000.00	(11,045,000.00)	0	3.28	3.353	(27,311.97)	6,442.92	(20,869.05)	
						3.353	(27,311.97)	66,507.47	39,195.50	
593066 - BOA Securities, LLC MM - Tran Type: FNMA, Start: November 12, 2015, Maturity: April 25, 2040										
7/1/15	Opening Balance	0.00	0.00	0	0.00	0.000	0.00	0.00	0.00	
11/12/15	Invest - Bond Purchase	-92,718,000.00	(92,718,000.00)	50	2.89	2.951	0.00	(84,495.31)	(84,495.31)	
11/25/15	Invest - Bond Coupon Receipt	-92,718,000.00	0.00	0	2.89	2.951	0.00	231,795.00	231,795.00	
12/25/15	Invest - Bond Coupon Receipt	-92,718,000.00	0.00	0	2.89	2.951	0.00	231,795.00	231,795.00	
1/1/16	Closing Balance	-92,718,000.00	(92,718,000.00)	0	2.89	2.951	6,471.48	46,359.00	52,830.48	
						2.951	6,471.48	425,453.69	431,925.17	
593067 - Commerce Bank - Tran Type: FNMA, Start: November 4, 2015, Maturity: November 25, 2037										
7/1/15	Opening Balance	0.00	0.00	0	0.00	0.000	0.00	0.00	0.00	
11/4/15	Invest - Bond Purchase	-114,226,000.00	(114,226,000.00)	58	3.93	4.013	0.00	(1,811.74)	(1,811.74)	
11/25/15	Invest - Bond Coupon Receipt	-114,226,000.00	0.00	0	3.93	4.013	0.00	380,753.33	380,753.33	
12/25/15	Invest - Bond Coupon Receipt	-114,226,000.00	0.00	0	3.93	4.013	0.00	380,753.33	380,753.33	
1/1/16	Closing Balance	-114,226,000.00	(114,226,000.00)	0	3.93	4.013	(541,763.28)	76,150.67	(465,612.61)	
						4.013	(541,763.28)	835,845.59	294,082.31	
593070 - JP Morgan Chase - Tran Type: FNMA, Start: November 9, 2015, Maturity: July 25, 2039										
7/1/15	Opening Balance	0.00	0.00	0	0.00	0.000	0.00	0.00	0.00	
11/9/15	Invest - Bond Purchase	-50,000,000.00	(50,000,000.00)	53	4.36	4.466	0.00	(5,504.47)	(5,504.47)	
11/25/15	Invest - Bond Coupon Receipt	-50,000,000.00	0.00	0	4.36	4.466	0.00	187,500.00	187,500.00	
12/25/15	Invest - Bond Coupon Receipt	-50,000,000.00	0.00	0	4.36	4.466	0.00	187,500.00	187,500.00	
1/1/16	Closing Balance	-50,000,000.00	(50,000,000.00)	0	4.36	4.466	(182,048.64)	37,500.00	(144,548.64)	

Return on Investment - Detail - AST

Between: July 1, 2015 and January 1, 2016

Printed: January 4, 2016 10:27 am

Cash Flow Date	Transaction Description	Orig Curr Balance	Local Currency Equivalent ()							
			Principal Movement	Days	Yield	Adj Yield	Premium/ (Discount)	Interest	Total Cost	
Arkansas State Treasury (Con't)										
Federal National Mortgage Association Invest (Con't)										
593072 - First Security Trust Fund - Tran Type: FNMA, Start: November 9, 2015, Maturity: February 25, 2024										
7/1/15	Opening Balance	0.00	0.00	0	0.00	0.000	0.00	0.00	0.00	0.00
11/9/15	Invest - Bond Purchase	-21,800,000.00	(21,800,000.00)	53	3.37	3.437	0.00	(752.68)	(752.68)	(752.68)
11/25/15	Invest - Bond Coupon Receipt	-21,800,000.00	0.00	0	3.37	3.437	0.00	63,583.33	63,583.33	63,583.33
12/25/15	Invest - Bond Coupon Receipt	-21,800,000.00	0.00	0	3.37	3.437	0.00	63,583.33	63,583.33	63,583.33
1/1/16	Closing Balance	-21,800,000.00	(21,800,000.00)	0	3.37	3.437	(252,320.87)	12,716.67	(239,604.20)	(239,604.20)
593073 - First Security Trust Fund - Tran Type: FNMA, Start: November 6, 2015, Maturity: March 25, 2024										
7/1/15	Opening Balance	0.00	0.00	0	0.00	0.000	0.00	0.00	0.00	0.00
11/6/15	Invest - Bond Purchase	-8,875,000.00	(8,875,000.00)	56	3.28	3.347	0.00	(554.67)	(554.67)	(554.67)
11/25/15	Invest - Bond Coupon Receipt	-8,875,000.00	0.00	0	3.28	3.347	0.00	25,885.42	25,885.42	25,885.42
12/25/15	Invest - Bond Coupon Receipt	-8,875,000.00	0.00	0	3.28	3.347	0.00	25,885.42	25,885.42	25,885.42
1/1/16	Closing Balance	-8,875,000.00	(8,875,000.00)	0	3.28	3.347	(95,728.82)	5,177.08	(90,551.74)	(90,551.74)
593074 - Crews & Associates - Tran Type: FNMA, Start: November 9, 2015, Maturity: May 25, 2038										
7/1/15	Opening Balance	0.00	0.00	0	0.00	0.000	0.00	0.00	0.00	0.00
11/9/15	Invest - Bond Purchase	-55,231,133.00	(55,231,133.00)	53	5.03	5.159	0.00	(20,655.30)	(20,655.30)	(20,655.30)
11/25/15	Invest - Bond Coupon Receipt	-55,231,133.00	0.00	0	5.03	5.159	0.00	253,142.69	253,142.69	253,142.69
12/25/15	Invest - Bond Coupon Receipt	-55,231,133.00	0.00	0	5.03	5.159	0.00	253,142.69	253,142.69	253,142.69
1/1/16	Closing Balance	-55,231,133.00	(55,231,133.00)	0	5.03	5.159	(180,204.20)	50,628.54	(129,575.66)	(129,575.66)
593222 - Morgan Stanley - Tran Type: FNMA, Start: November 19, 2015, Maturity: June 25, 2035										
7/1/15	Opening Balance	0.00	0.00	0	0.00	0.000	0.00	0.00	0.00	0.00
11/19/15	Invest - Bond Purchase	-19,651,340.00	(19,651,340.00)	43	5.83	5.980	0.00	(7,524.94)	(7,524.94)	(7,524.94)
11/25/15	Invest - Bond Coupon Receipt	-19,651,340.00	0.00	0	5.83	5.980	0.00	98,256.70	98,256.70	98,256.70
12/25/15	Invest - Bond Coupon Receipt	-19,651,340.00	0.00	0	5.83	5.980	0.00	98,256.70	98,256.70	98,256.70
1/1/16	Closing Balance	-19,651,340.00	(19,651,340.00)	0	5.83	5.980	(72,295.51)	19,651.34	(52,644.17)	(52,644.17)
593527 - FNBB-Capital Markets - Tran Type: FNMA, Start: November 4, 2015, Maturity: November 25, 2023										
7/1/15	Opening Balance	0.00	0.00	0	0.00	0.000	0.00	0.00	0.00	0.00
11/4/15	Invest - Bond Purchase	-5,056,000.00	(5,056,000.00)	58	2.69	2.746	0.00	(275.38)	(275.38)	(275.38)

Return on Investment - Detail - AST

Between: July 1, 2015 and January 1, 2016

Printed: January 4, 2016 10:27 am

Cash Flow Date	Transaction Description	Orig Curr Balance	Local Currency Equivalent ()							
			Principal Movement	Days	Yield	Adj Yield	Premium/ (Discount)	Interest	Total Cost	
Arkansas State Treasury (Con't)										
Federal National Mortgage Association Invest (Con't)										
593527 - FNBB-Capital Markets - Tran Type: FNMA, Start: November 4, 2015, Maturity: November 25, 2023										
11/25/15	Invest - Bond Coupon Receipt	-5,056,000.00	0.00	0	2.69	2.746	0.00	12,640.00	12,640.00	
12/25/15	Invest - Bond Coupon Receipt	-5,056,000.00	0.00	0	2.69	2.746	0.00	12,640.00	12,640.00	
1/1/16	Closing Balance	-5,056,000.00	(5,056,000.00)	0	2.69	2.746	(56,636.60)	2,528.00	(54,108.60)	
							2.746	(56,636.60)	27,532.62	(29,103.98)
593529 - Commerce Bank - Tran Type: FNMA, Start: November 25, 2015, Maturity: June 25, 2018										
7/1/15	Opening Balance	0.00	0.00	0	0.00	0.000	0.00	0.00	0.00	
11/25/15	Invest - Bond Purchase	-33,200,000.00	(33,200,000.00)	37	3.46	3.529	0.00	(7,158.45)	(7,158.45)	
12/25/15	Invest - Bond Coupon Receipt	-33,200,000.00	0.00	0	3.46	3.529	0.00	138,333.33	138,333.33	
1/1/16	Closing Balance	-33,200,000.00	(33,200,000.00)	0	3.46	3.529	(846,131.59)	27,666.67	(818,464.92)	
							3.529	(846,131.59)	158,841.55	(687,290.04)
593769 - Commerce Bank - Tran Type: FNMA, Start: November 25, 2015, Maturity: April 25, 2034										
7/1/15	Opening Balance	0.00	0.00	0	0.00	0.000	0.00	0.00	0.00	
11/25/15	Invest - Bond Purchase	-8,000,000.00	(8,000,000.00)	37	5.59	5.737	0.00	(5,282.83)	(5,282.83)	
12/25/15	Invest - Bond Coupon Receipt	-8,000,000.00	0.00	0	5.59	5.737	0.00	40,000.00	40,000.00	
1/1/16	Closing Balance	-8,000,000.00	(8,000,000.00)	0	5.59	5.737	(25,481.79)	8,000.00	(17,481.79)	
							5.737	(25,481.79)	42,717.17	17,235.38
593771 - Commerce Bank - Tran Type: FNMA, Start: November 25, 2015, Maturity: June 25, 2039										
7/1/15	Opening Balance	0.00	0.00	0	0.00	0.000	0.00	0.00	0.00	
11/25/15	Invest - Bond Purchase	-38,576,302.00	(38,576,302.00)	37	3.92	4.008	0.00	(4,996.80)	(4,996.80)	
12/25/15	Invest - Bond Coupon Receipt	-38,576,302.00	0.00	0	3.92	4.008	0.00	128,587.67	128,587.67	
1/1/16	Closing Balance	-38,576,302.00	(38,576,302.00)	0	3.92	4.008	(107,903.54)	25,717.53	(82,186.01)	
							4.008	(107,903.54)	149,308.40	41,404.86
594666 - Morgan Stanley & Co. LLC - Tran Type: FNMA, Start: December 21, 2015, Maturity: June 25, 2035										
7/1/15	Opening Balance	0.00	0.00	0	0.00	0.000	0.00	0.00	0.00	
12/21/15	Invest - Bond Purchase	-19,651,340.00	(19,651,340.00)	11	5.83	5.980	0.00	(7,457.69)	(7,457.69)	
12/25/15	Invest - Bond Coupon Receipt	-19,651,340.00	0.00	0	5.83	5.980	0.00	98,256.70	98,256.70	
1/1/16	Closing Balance	-19,651,340.00	(19,651,340.00)	0	5.83	5.980	(17,473.33)	19,651.34	2,178.01	
							5.980	(17,473.33)	110,450.35	92,977.02
Federal National Mortgage Association							3.295	(7,086,275.76)	17,982,797.70	10,896,521.94
FHLB STRNT Invest										

Return on Investment - Detail - AST

Between: July 1, 2015 and January 1, 2016

Printed: January 4, 2016 10:27 am

Cash Flow Date	Transaction Description	Orig Curr Balance	Local Currency Equivalent ()							
			Principal Movement	Days	Yield	Adj Yield	Premium/ (Discount)	Interest	Total Cost	
Arkansas State Treasury (Con't)										
FHLB STRNT Invest (Con't)										
466104 - STIFEL NICOLAUS - Tran Type: FHLB STRNT, Start: May 29, 2013, Maturity: October 29, 2015										
7/1/15	Opening Balance	-25,000,000.00	(25,000,000.00)	120	0.85	1.623	(12,860.10)	(18,851.90)	(31,712.00)	
10/29/15	Invest - FRN Sale	0.00	25,000,000.00	0	0.85	1.623	(12,860.10)	79,993.21	67,133.11	
1/1/16	Closing Balance	0.00	0.00	0	0.85	1.600	0.00	0.00	0.00	
							1.623	(25,720.20)	61,141.31	35,421.11
466105 - Vining Sparks - Tran Type: FHLB STRNT, Start: May 29, 2013, Maturity: October 29, 2015										
7/1/15	Opening Balance	-25,000,000.00	(25,000,000.00)	120	0.78	1.677	8,998.92	(19,616.17)	(10,617.25)	
10/29/15	Invest - FRN Sale	0.00	25,000,000.00	0	0.78	1.677	8,998.92	90,947.69	99,946.61	
1/1/16	Closing Balance	0.00	0.00	0	0.78	1.654	0.00	0.00	0.00	
							1.677	17,997.84	71,331.52	89,329.36
468745 - Delta Inv - Tran Type: FHLB STRNT, Start: June 20, 2013, Maturity: September 21, 2015										
7/1/15	Opening Balance	-25,000,000.00	(25,000,000.00)	82	1.00	2.028	0.00	(6,250.00)	(6,250.00)	
9/21/15	Invest - FRN Sale	0.00	25,000,000.00	0	1.00	2.028	0.00	61,805.56	61,805.56	
1/1/16	Closing Balance	0.00	0.00	0	1.00	2.000	0.00	0.00	0.00	
							2.028	0.00	55,555.56	55,555.56
FHLB STRNT							1.746	(7,722.36)	188,028.39	180,306.03
FNMA StrNt Invest										
443241 - St. Bernard Financial - Tran Type: FNMA STRNT, Start: December 11, 2012, Maturity: August 10, 2015										
7/1/15	Opening Balance	-25,000,000.00	(25,000,000.00)	40	0.70	1.521	0.00	(10,928.96)	(10,928.96)	
8/10/15	Invest - FRN Sale	0.00	25,000,000.00	0	0.70	1.521	0.00	32,786.89	32,786.89	
1/1/16	Closing Balance	0.00	0.00	0	0.70	1.500	0.00	0.00	0.00	
							1.521	0.00	21,857.93	21,857.93
443916 - UBS - Tran Type: FNMA STRNT, Start: December 13, 2012, Maturity: September 14, 2015										
7/1/15	Opening Balance	-25,000,000.00	(25,000,000.00)	75	0.70	1.521	0.00	(9,836.07)	(9,836.07)	
9/14/15	Invest - FRN Sale	0.00	25,000,000.00	0	0.70	1.521	0.00	50,819.67	50,819.67	
1/1/16	Closing Balance	0.00	0.00	0	0.70	1.500	0.00	0.00	0.00	
							1.521	0.00	40,983.60	40,983.60
443917 - Institutional Investment Securities - Tran Type: FNMA STRNT, Start: December 13, 2012, Maturity: September 14, 2015										
7/1/15	Opening Balance	-25,000,000.00	(25,000,000.00)	75	0.70	1.521	0.00	(9,836.07)	(9,836.07)	
9/14/15	Invest - FRN Sale	0.00	25,000,000.00	0	0.70	1.521	0.00	50,819.67	50,819.67	
1/1/16	Closing Balance	0.00	0.00	0	0.70	1.500	0.00	0.00	0.00	

Return on Investment - Detail - AST

Between: July 1, 2015 and January 1, 2016

Printed: January 4, 2016 10:27 am

Cash Flow Date	Transaction Description	Orig Curr Balance	Local Currency Equivalent ()							
			Principal Movement	Days	Yield	Adj Yield	Premium/ (Discount)	Interest	Total Cost	
Arkansas State Treasury (Con't)										
FNMA StrNt Invest (Con't)										
							1.521	0.00	40,983.60	40,983.60
444399	- Crews & Associates - Tran Type: FNMA STRNT, Start: December 18, 2012, Maturity: August 10, 2015									
7/1/15	Opening Balance	-20,000,000.00	(20,000,000.00)	40	0.75	1.622	0.00	(6,038.25)	(6,038.25)	
8/10/15	Invest - FRN Sale	0.00	20,000,000.00	0	0.75	1.622	0.00	24,617.49	24,617.49	
1/1/16	Closing Balance	0.00	0.00	0	0.75	1.600	0.00	0.00	0.00	
							1.622	0.00	18,579.24	18,579.24
444780	- UBS - Tran Type: FNMA STRNT, Start: December 20, 2012, Maturity: September 21, 2015									
7/1/15	Opening Balance	-25,000,000.00	(25,000,000.00)	82	0.70	1.521	0.00	(6,010.93)	(6,010.93)	
9/21/15	Invest - FRN Sale	0.00	25,000,000.00	0	0.70	1.521	0.00	50,819.67	50,819.67	
1/1/16	Closing Balance	0.00	0.00	0	0.70	1.500	0.00	0.00	0.00	
							1.521	0.00	44,808.74	44,808.74
444788	- St. Bernard Financial - Tran Type: FNMA STRNT, Start: December 20, 2012, Maturity: August 17, 2015									
7/1/15	Opening Balance	-15,000,000.00	(15,000,000.00)	47	0.65	1.369	0.00	(3,155.74)	(3,155.74)	
8/17/15	Invest - FRN Sale	0.00	15,000,000.00	0	0.65	1.369	0.00	16,639.34	16,639.34	
1/1/16	Closing Balance	0.00	0.00	0	0.65	1.350	0.00	0.00	0.00	
							1.369	0.00	13,483.60	13,483.60
444992	- Morgan Stanley - Tran Type: FNMA STRNT, Start: December 26, 2012, Maturity: August 18, 2015									
7/1/15	Opening Balance	-15,000,000.00	(15,000,000.00)	48	0.70	1.521	0.00	(1,639.34)	(1,639.34)	
8/18/15	Invest - FRN Sale	0.00	15,000,000.00	0	0.70	1.521	0.00	17,377.05	17,377.05	
1/1/16	Closing Balance	0.00	0.00	0	0.70	1.500	0.00	0.00	0.00	
							1.521	0.00	15,737.71	15,737.71
444993	- Stephens, Inc. - Tran Type: FNMA STRNT, Start: December 27, 2012, Maturity: August 20, 2015									
7/1/15	Opening Balance	-25,000,000.00	(25,000,000.00)	50	0.63	1.445	0.00	(2,185.79)	(2,185.79)	
8/20/15	Invest - FRN Sale	0.00	25,000,000.00	0	0.63	1.445	0.00	29,508.20	29,508.20	
1/1/16	Closing Balance	0.00	0.00	0	0.63	1.425	0.00	0.00	0.00	
							1.445	0.00	27,322.41	27,322.41
449394	- Stephens, Inc. - Tran Type: FNMA STRNT, Start: January 30, 2013, Maturity: December 15, 2015									
7/1/15	Opening Balance	-7,000,000.00	(7,000,000.00)	29	0.50	1.521	0.00	(29,392.27)	(29,392.27)	
7/30/15	Invest - FRN Rate	-7,000,000.00	0.00	138	0.50	1.521	0.00	0.00	0.00	
7/30/15	Invest - FRN Coupon Receipt	-7,000,000.00	0.00	0	0.50	1.521	0.00	35,000.00	35,000.00	
12/15/15	Invest - FRN Sale	0.00	7,000,000.00	0	0.50	1.521	0.00	26,250.00	26,250.00	
1/1/16	Closing Balance	0.00	0.00	0	0.50	1.500	0.00	0.00	0.00	

Return on Investment - Detail - AST

Between: July 1, 2015 and January 1, 2016

Printed: January 4, 2016 10:27 am

Cash Flow Date	Transaction Description	Orig Curr Balance	Local Currency Equivalent ()							
			Principal Movement	Days	Yield	Adj Yield	Premium/ (Discount)	Interest	Total Cost	
Arkansas State Treasury (Con't)										
FNMA StrNt Invest (Con't)										
							1.521	0.00	31,857.73	31,857.73
449615	- Crews & Associates - Tran Type: FNMA STRNT, Start: January 30, 2013, Maturity: August 12, 2015									
7/1/15	Opening Balance	-6,325,000.00	(6,325,000.00)	29	0.75	1.648	0.00	(23,238.26)	(23,238.26)	
7/30/15	Invest - FRN Rate	-6,325,000.00	0.00	13	0.75	1.648	0.00	0.00	0.00	
7/30/15	Invest - FRN Coupon Receipt	-6,325,000.00	0.00	0	0.75	1.648	0.00	27,671.88	27,671.88	
8/12/15	Invest - FRN Sale	0.00	6,325,000.00	0	0.75	1.648	0.00	1,955.08	1,955.08	
1/1/16	Closing Balance	0.00	0.00	0	0.75	1.625	0.00	0.00	0.00	
							1.648	0.00	6,388.70	6,388.70
465651	- Crews & Associates - Tran Type: FNMA STRNT, Start: May 22, 2013, Maturity: August 18, 2015									
7/1/15	Opening Balance	-25,000,000.00	(25,000,000.00)	48	0.75	1.521	0.00	(20,380.43)	(20,380.43)	
8/18/15	Invest - FRN Sale	0.00	25,000,000.00	0	0.75	1.521	0.00	44,836.96	44,836.96	
1/1/16	Closing Balance	0.00	0.00	0	0.75	1.500	0.00	0.00	0.00	
							1.521	0.00	24,456.53	24,456.53
FNMA StrNt							1.514	0.00	286,459.79	286,459.79
Money Management Fund Invest										
158606	- Money Management Fund - Tran Type: MMF, Start: July 3, 2006, Maturity: Overnight									
7/1/15	Opening Balance	-11,345,678.19	(11,345,678.19)	184	0.51	0.511	0.00	(4,914.39)	(4,914.39)	
1/1/16	Closing Balance	-11,345,678.19	(11,345,678.19)	0	0.51	0.511	0.00	34,083.66	34,083.66	
							0.511	0.00	29,169.27	29,169.27
Money Management Fund							0.511	0.00	29,169.27	29,169.27
Money Market Funds Invest										
106893	- Simmons Aim Institutional Fund - Tran Type: MMKT, Start: June 30, 2004, Maturity: Overnight									
7/1/15	Opening Balance	-200,690.95	(200,690.95)	30	0.01	0.010	0.00	(0.05)	(0.05)	
7/31/15	MMkt - Cash Int Payment/Receipt	-200,690.95	(6.82)	31	0.01	0.010	0.00	6.65	6.65	
8/31/15	MMkt - Cash Int Payment/Receipt	-200,690.95	(6.82)	30	0.01	0.010	0.00	6.82	6.82	
9/30/15	MMkt - Cash Int Payment/Receipt	-200,690.95	(6.60)	31	0.01	0.010	0.00	6.60	6.60	
10/31/15	MMkt - Cash Int Payment/Receipt	-200,690.95	(6.82)	30	0.01	0.010	0.00	6.82	6.82	
11/30/15	MMkt - Cash Renegotiation	-107,953,940.00	(107,753,125.00)	0	0.04	0.040	0.00	0.00	0.00	
11/30/15	MMkt - Cash Int Payment/Receipt	-107,953,940.00	(124.05)	1	0.04	0.040	0.00	6.60	6.60	
12/1/15	MMkt - Cash Renegotiation	-953,940.00	107,000,000.00	16	0.04	0.040	0.00	0.00	0.00	

Return on Investment - Detail - AST

Between: July 1, 2015 and January 1, 2016

Printed: January 4, 2016 10:27 am

Cash Flow Date	Transaction Description	Orig Curr Balance	Local Currency Equivalent ()							
			Principal Movement	Days	Yield	Adj Yield	Premium/ (Discount)	Interest	Total Cost	
Arkansas State Treasury (Con't)										
Money Market Funds Invest (Con't)										
106893 - Simmons Aim Institutional Fund - Tran Type: MMKT, Start: June 30, 2004, Maturity: Overnight										
12/17/15	MMkt - Cash Renegotiation	-53,940.00	900,000.00	15	0.04	0.040	0.00	0.00	0.00	
1/1/16	Closing Balance	-53,940.00	(53,940.00)	0	0.04	0.040	0.00	135.93	135.93	
							0.034	0.00	169.37	169.37
106895 - Federated Investment - Tran Type: MMKT, Start: June 30, 2004, Maturity: Overnight										
7/1/15	Opening Balance	-200,795.29	(200,795.29)	30	0.01	0.010	0.00	(0.06)	(0.06)	
7/31/15	MMkt - Cash Int Payment/Receipt	-200,795.29	(1.86)	31	0.01	0.010	0.00	1.71	1.71	
8/31/15	MMkt - Cash Int Payment/Receipt	-200,795.29	(1.69)	30	0.01	0.010	0.00	1.71	1.71	
9/30/15	MMkt - Cash Int Payment/Receipt	-200,795.29	(1.50)	48	0.01	0.010	0.00	1.65	1.65	
11/17/15	MMkt - Cash Int Payment/Receipt	-200,795.29	(1.56)	13	0.01	0.010	0.00	2.64	2.64	
11/30/15	MMkt - Cash Int Payment/Receipt	-200,795.29	(2.04)	17	0.01	0.010	0.00	0.72	0.72	
12/17/15	MMkt - Cash Renegotiation	-50,795.29	150,000.00	15	0.01	0.010	0.00	0.00	0.00	
1/1/16	Closing Balance	-50,795.29	(50,795.29)	0	0.01	0.010	0.00	1.15	1.15	
							0.010	0.00	9.52	9.52
106897 - BOA Securities, LLC MM - Tran Type: MMKT, Start: June 30, 2004, Maturity: Overnight										
7/1/15	Opening Balance	-200,062.00	(200,062.00)	30	0.01	0.010	0.00	(0.05)	(0.05)	
7/31/15	MMkt - Cash Int Payment/Receipt	-200,062.00	(1.70)	31	0.01	0.010	0.00	1.70	1.70	
8/31/15	MMkt - Cash Int Payment/Receipt	-200,062.00	(2.45)	30	0.01	0.010	0.00	1.70	1.70	
9/30/15	MMkt - Cash Int Payment/Receipt	-200,062.00	(2.45)	31	0.01	0.010	0.00	1.64	1.64	
10/31/15	MMkt - Cash Int Payment/Receipt	-200,062.00	(2.53)	30	0.01	0.010	0.00	1.70	1.70	
11/30/15	MMkt - Cash Int Payment/Receipt	-200,062.00	(2.45)	17	0.01	0.010	0.00	1.64	1.64	
12/17/15	MMkt - Cash Renegotiation	-50,062.00	150,000.00	15	0.01	0.010	0.00	0.00	0.00	
1/1/16	Closing Balance	-50,062.00	(50,062.00)	0	0.01	0.010	0.00	1.14	1.14	
							0.010	0.00	9.47	9.47
113341 - Merrill Lynch Funds for Institutions - Tran Type: MMKT, Start: June 30, 2004, Maturity: Overnight										
7/1/15	Opening Balance	0.00	0.00	184	2.85	2.867	0.00	(24,532.07)	(24,532.07)	
1/1/16	Closing Balance	0.00	0.00	0	2.85	2.867	0.00	24,532.07	24,532.07	
							0.00	0.00	0.00	
567678 - Bank of the Ozarks - Tran Type: MMKT, Start: June 12, 2015, Maturity: Notice										
7/1/15	Opening Balance	-125,063,435.00	(125,063,435.00)	30	0.40	0.406	0.00	(1,389.02)	(1,389.02)	
7/31/15	MMkt - Cash Int Payment/Receipt	-125,063,435.00	(51,793.58)	3	0.40	0.406	0.00	43,059.57	43,059.57	
8/3/15	MMkt - Cash Renegotiation	-125,282,874.63	0.00	28	0.53	0.538	0.00	0.00	0.00	

Return on Investment - Detail - AST

Between: July 1, 2015 and January 1, 2016

Printed: January 4, 2016 10:27 am

Cash Flow Date	Transaction Description	Orig Curr Balance	Local Currency Equivalent ()							
			Principal Movement	Days	Yield	Adj Yield	Premium/ (Discount)	Interest	Total Cost	
Arkansas State Treasury (Con't)										
Money Market Funds Invest (Con't)										
567678 - Bank of the Ozarks - Tran Type: MMKT, Start: June 12, 2015, Maturity: Notice										
8/31/15	MMkt - Cash Int Payment/Receipt	-125,282,874.63	(54,680.55)	30	0.53	0.538	0.00	55,722.71	55,722.71	
9/30/15	MMkt - Cash Int Payment/Receipt	-125,282,874.63	(53,843.94)	31	0.53	0.538	0.00	55,260.50	55,260.50	
10/31/15	MMkt - Cash Int Payment/Receipt	-125,282,874.63	(56,352.92)	30	0.53	0.538	0.00	57,127.09	57,127.09	
11/30/15	MMkt - Cash Int Payment/Receipt	-125,282,874.63	(54,562.22)	4	0.53	0.538	0.00	55,309.17	55,309.17	
12/4/15	MMkt - Cash Renegotiation	-40,282,874.63	85,000,000.00	3	0.53	0.538	0.00	0.00	0.00	
12/7/15	MMkt - Cash Renegotiation	-25,282,874.63	15,000,000.00	7	0.53	0.538	0.00	0.00	0.00	
12/14/15	MMkt - Cash Renegotiation	-282,874.63	25,000,000.00	18	0.53	0.538	0.00	0.00	0.00	
1/1/16	Closing Balance	-282,874.63	(282,874.63)	0	0.53	0.538	0.00	11,837.43	11,837.43	
							0.510	0.00	276,927.45	276,927.45
Money Market Funds							0.505	0.00	277,115.81	277,115.81
Municipal Bond Invest										
579250 - Municipal Bond - Tran Type: MUNI, Start: July 14, 2015, Maturity: July 1, 2018										
7/1/15	Opening Balance	0.00	0.00	0	0.00	0.000	0.00	0.00	0.00	
7/14/15	Invest - Bond Purchase	-1,000,000.00	(1,000,000.00)	171	1.46	1.480	0.00	0.00	0.00	
1/1/16	Closing Balance	-1,000,000.00	(1,000,000.00)	0	1.46	1.480	(2,395.37)	10,000.00	7,604.63	
							1.480	(2,395.37)	10,000.00	7,604.63
Municipal Bond							1.480	(2,395.37)	10,000.00	7,604.63
US TREASURY BOND Invest										
516065 - UBS - Tran Type: US TBOND, Start: June 4, 2014, Maturity: September 2, 2015										
7/1/15	Opening Balance	-5,000,000.00	(5,000,000.00)	63	0.42	0.423	11,086.37	(14,416.44)	(3,330.07)	
7/15/15	Invest - Bond Coupon Receipt	-5,000,000.00	0.00	0	0.42	0.423	0.00	15,625.00	15,625.00	
9/2/15	Invest - Bond Sale	0.00	5,000,000.00	0	0.42	0.423	0.00	4,161.01	4,161.01	
1/1/16	Closing Balance	0.00	0.00	0	0.42	0.417	0.00	0.00	0.00	
							0.423	11,086.37	5,369.57	16,455.94
US TREASURY BOND							0.423	11,086.37	5,369.57	16,455.94
Arkansas State Treasury						2.208	(9,995,816.07)	38,280,182.70	28,284,366.63	

Return on Investment - Detail - AST

Between: July 1, 2015 and January 1, 2016

Printed: January 4, 2016 10:27 am

Local Currency Equivalent ()

Cash Flow Date	Transaction Description	Orig Curr Balance	Principal Movement	Days	Yield	Adj Yield	Premium/ (Discount)	Interest	Total Cost
----------------	-------------------------	-------------------	--------------------	------	-------	-----------	------------------------	----------	------------

Safekeeping Inventory

Item #	Item ID	Item Type*	Safekeeping Item Description (Issuer)	Rate	Maturity	Par / Shares	Last Updated
BOE - REVOLVING FUND							
154	K3743	CI	DIERKS SD #2	4.950	11/1/16	18,000.00	10/20/15
137	K3735	CI	NORTHCENTRAL AR EDUCATION SERVI	4.950	11/1/16	16,430.90	11/3/15
275	K3787	CI	IZARD COUNTY SD	4.950	11/1/19	46,666.66	10/30/15
279	K3788	CI	HOWARD SD #2	4.950	11/1/18	48,319.80	10/20/15
272	K3785	CI	HACKET SD #17	4.950	5/1/23	160,000.00	4/13/15
147	K3738	CI	DECATUR SD #17	4.950	5/1/16	17,500.00	4/16/15
120	K3719	CI	QUITMAN SD# 21	4.950	11/1/15	0.00	10/20/15
258	K3776	CI	DIERKS SD #2	4.950	11/1/15	0.00	10/20/15
271	K3784	CI	IZARD COUNTY CONSOLIDATED SD #1	4.950	11/1/20	53,538.11	10/30/15
269	K3783	CI	GURDON SD #60	4.950	5/1/17	33,460.00	4/15/15
181	K3761	CI	MOUNTAINBURG SD #16	4.950	11/1/15	0.00	10/20/15
251	K3774	CI	HACKETT SD	4.950	5/1/16	23,620.80	10/20/15
185	K3765	CI	NETTLETON SD 1611	4.950	11/1/16	11,446.84	10/30/15
265	K3781	CI	MINERAL SPRINGS SD #3	4.950	11/1/21	37,200.00	10/22/15
187	K3766	CI	JONESBORO SD #1	4.950	11/1/18	42,000.00	10/20/15
180	K3764	CI	NORFORK SD #61	4.950	11/1/18	30,000.00	10/20/15
195	K3767	CI	MOUNTAINBURG SD #16	4.950	11/1/18	45,000.00	10/20/15
138	K3733	CI	CARLISLE SD #43	4.950	11/1/16	35,000.00	10/20/15
135	K3731	CI	GREENLAND SD #95	4.950	11/1/15	0.00	10/26/15
122	K3721	CI	VIOLA SD #15	4.950	11/1/15	0.00	10/26/15
136	K3732	CI	WESTERN YELL COUNTY SD #9	4.950	11/1/15	0.00	10/20/15
252	K3775	CI	HORATIO SD #55	4.950	5/1/16	35,069.00	4/15/15
149	K3740	CI	JASPER SD #1	4.950	5/1/16	25,000.00	4/15/15
263	K3779	CI	DEER/MOUNT JUDEA SD	4.950	5/1/21	29,454.60	4/15/15
153	K3742	CI	DIERKS SD #2	4.950	11/1/16	6,820.00	10/20/15
266	K3782	CI	OMAHA SD #6	4.950	11/1/17	36,666.68	10/20/15
167	K3756	CI	IZARD CO. SD #1	4.950	11/1/17	25,000.00	10/30/15
182	K3762	CI	OMAHA SD #6	4.950	11/1/18	12,000.00	10/20/15
250	K3773	CI	SMACKOVER - NORPHLET SD	4.950	11/1/15	0.00	10/22/15
174	K3758	CI	EUREKA SPRINGS SD #21	4.950	5/1/18	150,000.00	4/13/15
262	K3778	CI	WESTERN YELL COUNTY SD	4.950	5/1/21	59,400.00	4/20/15
273	K3786	CI	HORATIO SD #55	4.950	11/1/17	40,252.00	10/20/15
261	K3777	CI	WESTERN YELL COUNTY SD	4.950	5/1/21	45,000.00	4/20/15
285	K3789	CI	HORATIO SD #55	4.950	5/1/20	180,620.00	3/17/15
146	K3737	CI	JASPER SD #1	4.950	11/1/16	19,500.00	10/22/15
35 items for BOE - REVOLVING FUND						1,282,965.39	

Item #	Item ID	Item Type*	Safekeeping Item Description (Issuer)	Rate	Maturity	Par / Shares	Last Updated
268	11605744	CD	AR MCDONALD'S SELF INSURED TRUST	1.250	6/30/17	50,382.13	8/13/12
213	1078027	CD	SPARKS REGIONAL MEDICAL CENTER	1.500	7/27/05	200,000.00	6/28/10
194	10250312	CD	ARKANSAS RURAL ELECTRIC	3.560	5/21/10	100,000.00	7/31/09
227	57261076	CD	BROOKSHIRE GROCERY COMPANY	2.080	10/15/05	300,000.00	6/28/10
196	1114	CD	COLUMBIA FOREST PRODUCTS CORP	2.030	1/28/10	200,000.00	6/28/10
282	101795557	CD	ARKANSAS HOSPITAL ASSOCIATION	0.300	6/19/15	30,000.00	8/6/14
237	41356	CD	LAND O'FROST	6.000	8/27/92	100,000.00	6/28/10
281	00193718	CD	ARKANSAS HOSPITAL ASSOCIATION	0.400	6/25/15	50,000.00	8/6/14
253	245790	CD	AR MCDONALD'S SELF INSURED TRUST	0.600	6/17/12	200,000.00	7/29/11
236	20440	CD	LAND O'FROST	6.000	8/27/92	100,000.00	6/28/10
214	024555	CD	AMCA TRUCKING	6.250	4/25/96	100,000.00	6/28/10
209	14544	CD	PETERSON FARMS INC.	4.850	5/5/02	50,000.00	6/28/10
245	113806	CD	ST. BERNARDS MEDICAL CENTER	7.600	7/23/91	100,000.00	6/28/10
241	54882	CD	ARKANSAS RURAL ELECTRIC	5.500	10/28/95	100,000.00	6/28/10
240	35393	CD	ARKANSAS RURAL ELECTRIC	6.600	11/7/01	100,000.00	6/28/10
278	00192056	CD	ARKANSAS HOSPITAL ASSOCIATION	0.400	2/28/15	200,000.00	4/30/14
232	47070	CD	HARDING UNIVERSITY	6.600	2/8/96	200,000.00	6/28/10
192	1000913001	CD	ARKANSAS RURAL ELECTRIC	2.240	12/31/09	150,000.00	7/9/09
238	219976	CD	NORTH ARKANSAS MEDICAL CENTER	5.250	11/30/96	100,000.00	6/28/10
222	33708	CD	ARKANSAS HOSPITALITY WORKERS	5.560	12/4/07	100,000.00	6/28/10
239	1018127	CD	NORTH ARKANSAS MEDICAL CENTER	6.000	7/1/97	100,000.00	6/28/10
267	11604728	CD	AR MCDONALD'S SELF INSURED TRUST	1.250	6/20/17	201,528.51	8/13/12
205	5809	CD	SIMMONS INDUSTRIES INC.	8.250	8/17/91	100,000.00	6/28/10
203	991067	CD	ST. BERNARDS MEDICAL CENTER	1.790	6/17/11	100,000.00	6/28/10
228	24930	CD	BAXTER COUNTY REGIONAL HOSPITAL	7.110	6/24/91	100,000.00	6/28/10
221	6040009109	CD	ARKANSAS HOSPITALITY WORKERS	5.080	2/4/08	100,000.00	6/28/10
274	301108	CD	SIMMONS FOODS, INC.	0.400	7/17/14	300,000.00	8/7/13
276	1600024111	CD	ST. BERNARDS MEDICAL CENTER	0.550	11/18/14	100,000.00	1/31/14
234	53400	CD	JEFFERSON REGIONAL MEDICAL CENTI	7.650	6/7/91	200,000.00	6/28/10
216	40521	CD	AMCA TRUCKING	5.700	4/6/01	100,000.00	6/28/10
206	10397	CD	SIMMONS INDUSTRIES INC.	7.750	11/27/93	100,000.00	6/28/10
231	02278	CD	GILSTER-MARY LEE CORP.	7.700	6/26/91	200,000.00	6/28/10
235	140507751	CD	KLEIN TOOLS INC.	4.750	10/30/99	200,000.00	6/28/10
223	5997234	CD	ARKANSAS HOSPITALITY WORKERS	5.250	1/4/08	100,000.00	6/28/10
218	103341	CD	ARKANSAS TRUCKING ASSOCIATION	5.490	6/27/02	100,000.00	6/28/10
226	52173	CD	WHITE COUNTY MEDICAL CENTER	6.100	7/30/98	200,000.00	6/28/10
212	3041087	CD	SPARKS REGIONAL MEDICAL CENTER	2.500	12/10/02	100,000.00	6/28/10
229	41357938	CD	BAXTER COUNTY REGIONAL HOSPITAL	5.180	12/10/99	100,000.00	6/28/10
257	246082	CD	ARKANSAS SELF-INSURANCE TRUST	1.850	7/19/16	300,000.00	8/8/11
277	41315110531	CD	PAM TRANSPORT INC.	0.400	3/13/15	300,000.00	3/28/14
242	1000100001	CD	ARKANSAS RURAL ELECTRIC	4.750	3/28/07	100,000.00	6/28/10
225	873061345	CD	ARKANSAS HOSPITALITY WORKERS	5.000	1/4/08	100,000.00	6/28/10
219	873061648	CD	ARKANSAS TRUCKING ASSOCIATION	4.710	2/8/08	100,000.00	6/28/10

Item #	Item ID	Item Type*	Safekeeping Item Description (Issuer)	Rate	Maturity	Par / Shares	Last Updated
198	111428195	CD	BAPTIST HEALTH	1.390	8/24/10	500,000.00	9/9/09
243	2129456	CD	ARKANSAS RURAL ELECTRIC	2.450	5/15/09	100,000.00	6/28/10
207	12399	CD	SIMMONS INDUSTRIES INC.	3.250	1/3/95	100,000.00	6/28/10
191	70062968	CD	ARKANSAS RURAL ELECTRIC	1.700	6/18/10	100,000.00	7/9/09
254	4130876187	CD	AR MCDONALD'S SELF INSURED TRUST	0.500	6/30/12	50,000.00	7/29/11
220	9510007433	CD	ARKANSAS BLUE CROSS & BLUE SHIELI	4.600	10/13/00	200,000.00	6/28/10
247	10275304	CD	ARKANSAS HOSPITAL ASSOCIATION	1.660	2/22/14	220,000.00	3/1/11
283	23065	CD	MUNI LEAGUE WORKER'S COMP TRUST	0.480	12/31/15	3,000,000.00	1/9/15
284	102586717373	CD	ATA WORKERS COMPENSATION SELF-II	1.100	1/9/20	250,000.00	3/9/15
280	0120592493	CD	HCF TRUST	0.010	1/7/15	350,002.01	7/15/14
224	1000042111	CD	ARKANSAS HOSPITALITY WORKERS	5.010	12/4/07	100,000.00	6/28/10
233	679506833	CD	HYTROL CONVEYOR CO. INC.	6.250	11/13/01	200,000.00	6/28/10
246	120587678	CD	AR TRANSIT AUTHORITY	1.830	6/20/15	250,000.00	3/1/11
217	791007	CD	ARKANSAS TRUCKING ASSOCIATION	2.280	5/3/05	100,000.00	6/28/10
215	4013329	CD	AMCA TRUCKING	5.300	4/26/97	100,000.00	6/28/10
259	6024017336	CD	ARKANSAS CHILDREN'S HOSPITAL	0.650	9/19/12	200,000.00	9/22/11
59 items for WCC - Workmans Comp Commission						11,751,912.65	
						Total:	13,034,878.04

* Legend: CI = Certificate of Indebtedness
IB = Industrial Bond
GM = GNMA Passthrough
CM = Common Stock
OTH = Other
NA = Not Applicable