

Attachment 1 - Summary

1. Target Rate of Investment Return and Actual Rate of Investment Return
2. Liquidity Requirements and Actual Liquidity
3. Cash Flow Analysis Reports – January 2015 through June 2015
4. Checks Charged Off 20150630 – the daily report on June 30, 2015, of the amount of uncollected checks legally charged off.
5. Checks Charged Off YTD FY2015 – the report from July 1, 2014, to June, 2015, of the amount of uncollected checks legally charged off.
6. Demand Account Activity 20150630 – the daily report on June 30, 2015, of the amount of liquidity in the State Treasury demand accounts.
7. Demand Account Activity YTD FY2015 – the report from July 1, 2014, to June 30, 2015, of the amount of liquidity in the State Treasury demand accounts.
8. Fund Transactions by Type 20150630 – the daily report on June 30, 2015, of the summary financial transactions for the day including direct receipts, transfer receipts, disbursements by warrant redemption and disbursements by transfer.
9. Fund Transactions by Type YTD FY2015 – the report from July 1, 2014, to June 30, 2015, of the cumulative summary financial transactions for fiscal year-to-date including direct receipts, transfer receipts, disbursements by warrant redemption and disbursements by transfer.
10. Money Market Account Activity 20150630 – the daily report on June 30, 2015, of the amount of liquidity in the State Treasury money market accounts.
11. Money Market Account Activity YTD FY2015 – the report from July 1, 2014, to June 30, 2015, of the amount of liquidity in the State Treasury money market accounts.
12. Return on Investment June 2015 – the detail report from June 1, 2015, to June 30, 2015, of the State Treasury's rate of investment return.
13. Return on Investment YTD FY2015 – the detail report from July 1, 2014, to June 30, 2015, of the State Treasury's rate of investment return.
14. Safekeeping Inventory 20150630 – the report of the principal amount of securities held in trust in Safekeeping in the State Treasury.

Complying with ACT 1088, the State Board of Finance established a benchmark rate of return for the Treasury portfolio. Several factors that play a role in setting an appropriate expectation for return as investments are made within the primary mission of the Treasury in mind, to provide adequate liquidity for the State's business. Once that need is met, the available funds are invested balancing future needs with opportunities available in the marketplace.

The analysis of cash flows to more accurately assess liquidity is an ongoing process and we continue to appreciate the collective effort of all state agencies.

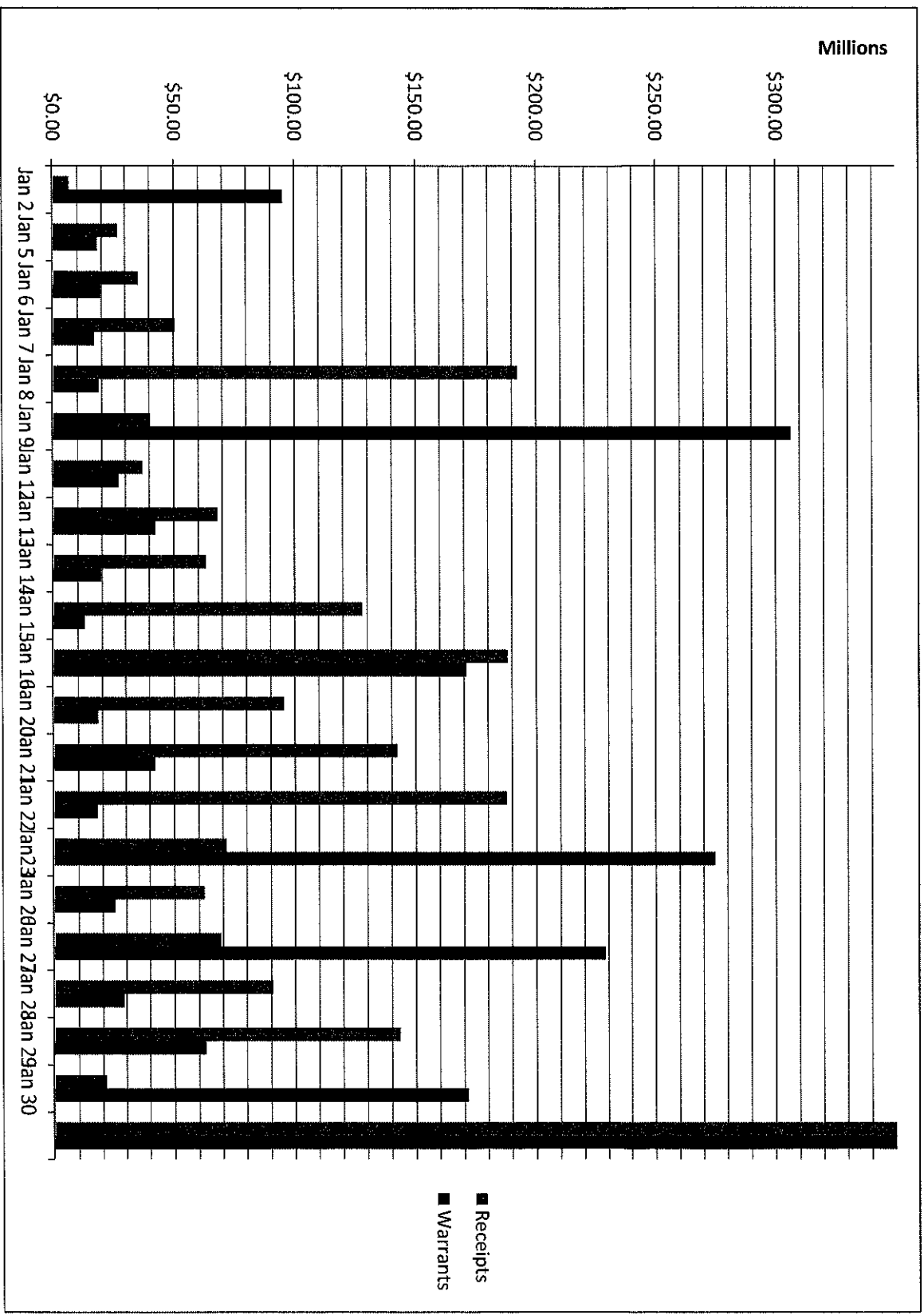
We, as the Treasury, have a fiduciary responsibility to all tax payers. Our updated investment policy remains a conservative approach to portfolio management. New management analysis software and information services have allowed the Treasury to increase overall return while the rates in the marketplace have actually declined.

Essentially, while we expect improved performance in terms of dollars returned to the State, this will be accomplished by putting more investment dollars to work via improved management. Therefore the rate of return for as denoted by an interest rate will still best be stated as a range from .80 to 1.10%

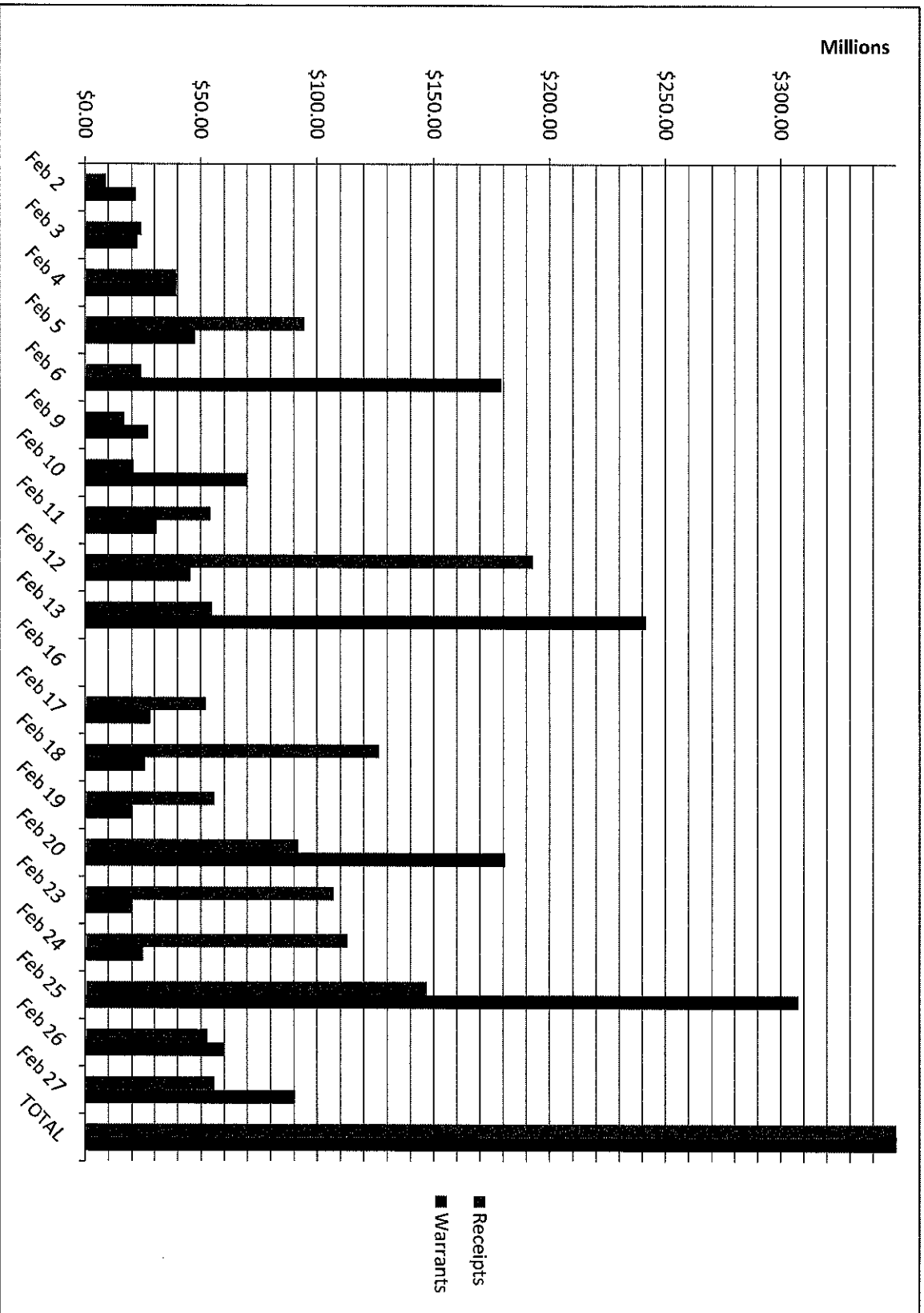
Liquidity Requirements

To appropriately address current and future liquidity requirements, we analyze daily cash flows from 2014, make projections based on experiential data and communication with the various agencies and make short term investments so that maturities coincide with the expected warrants to be redeemed. We have moved liquid monies from low yielding money markets to commercial paper and expanded both the size and number of our bank DDA accounts. We have also negotiated higher rates of return in our liquid, collateralized DDA accounts. Not only have we generated a much higher return on these monies, we have actually succeeded in making the Treasury more liquid at the same time, moving from levels ranging from \$200 to \$600 million in money markets to approximately \$300 in collateralized or insured bank accounts and \$1 billion in highly liquid commercial paper maturing in 90 days or less.

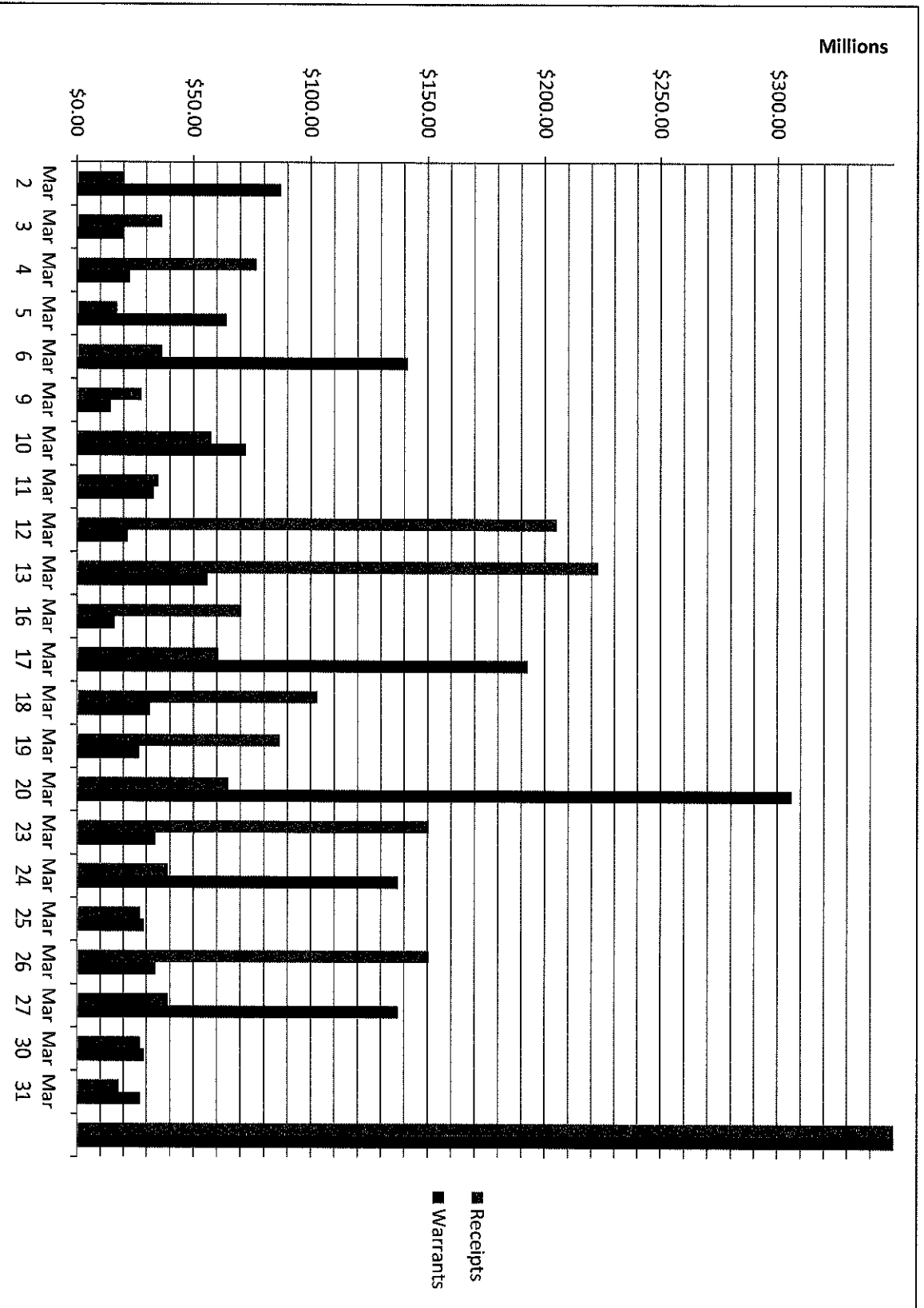
JANUARY 2015 DAILY CASH FLOWS



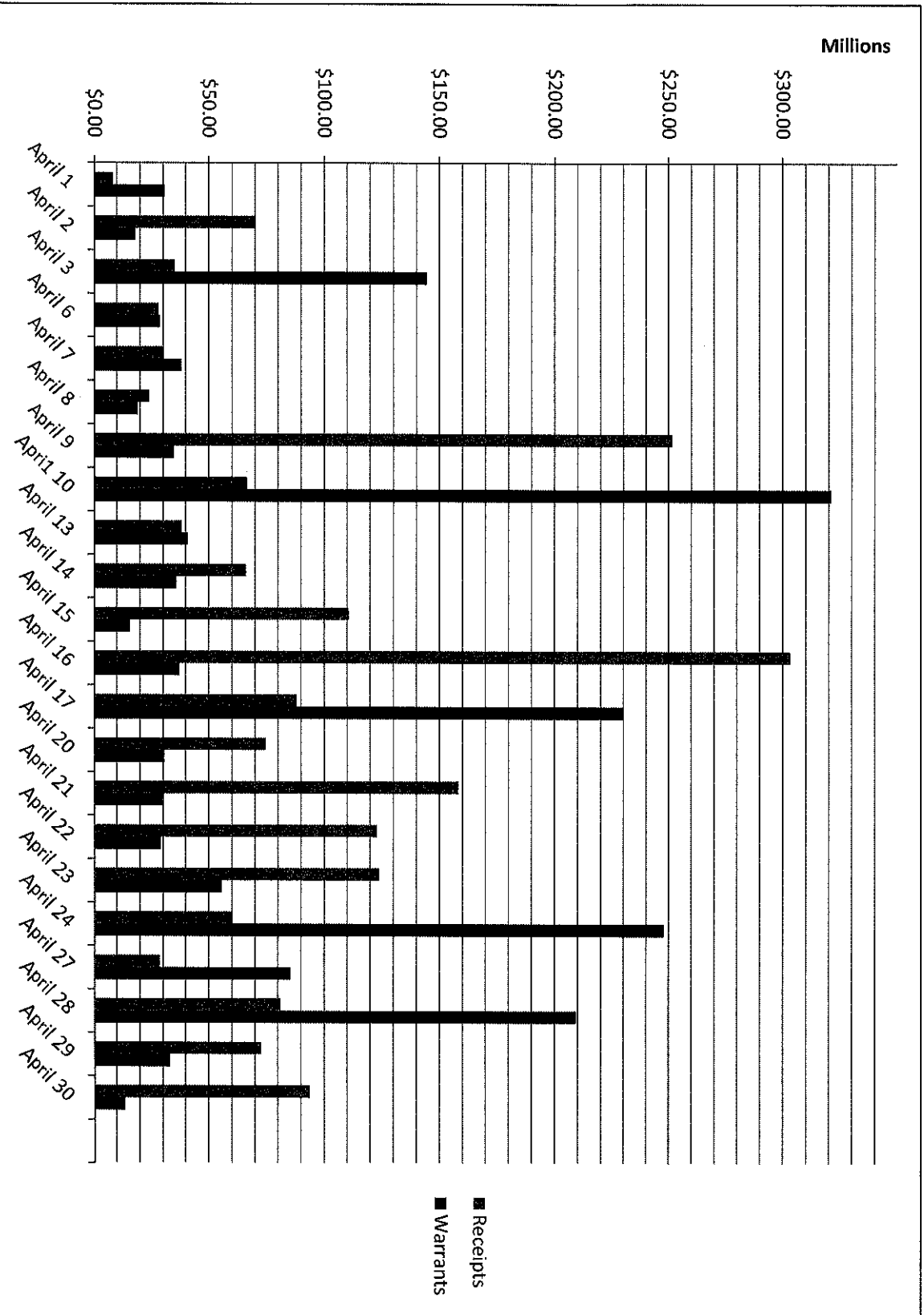
FEBRUARY 2015 DAILY CASH FLOWS



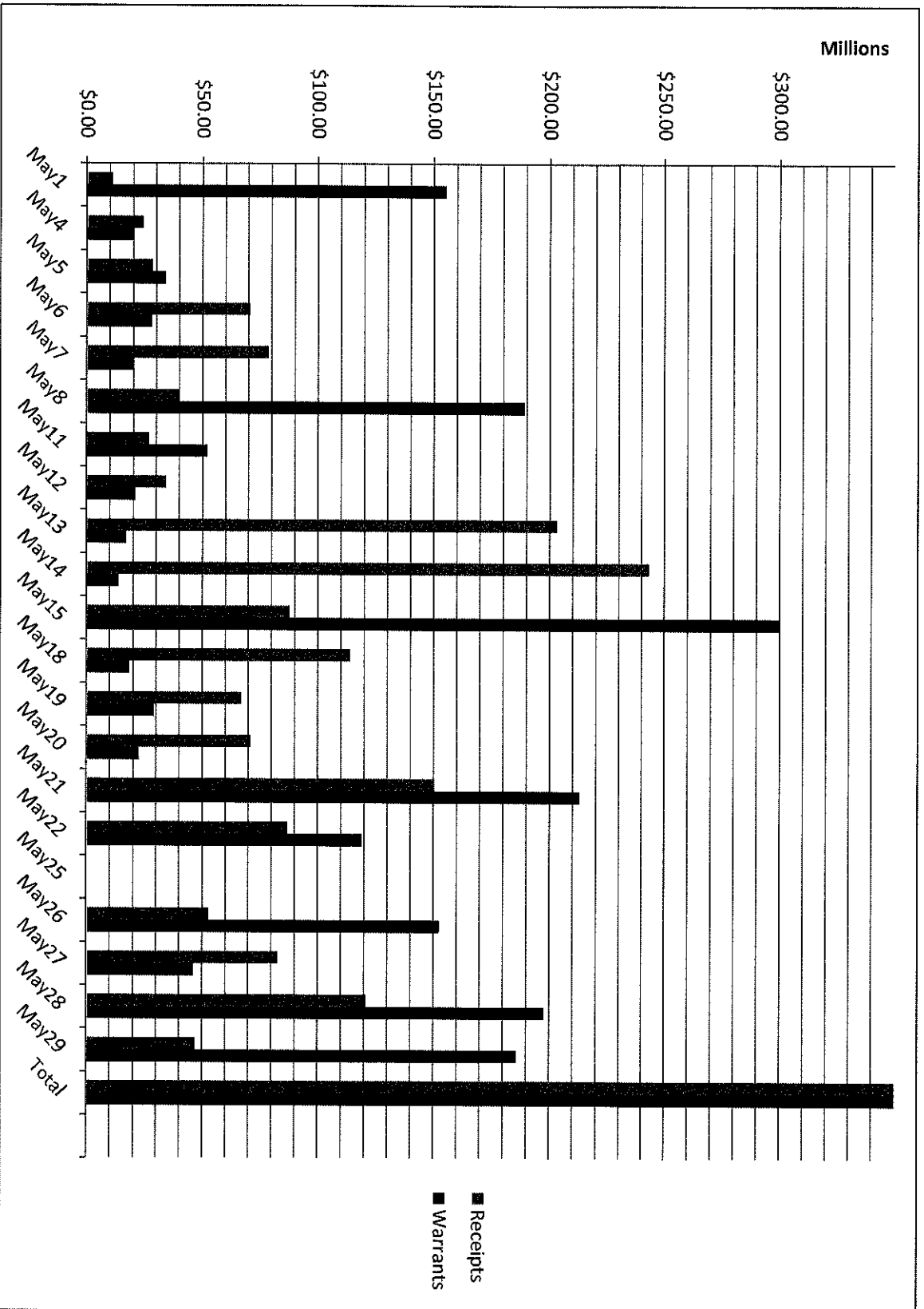
MARCH 2015 DAILY CASH FLOWS



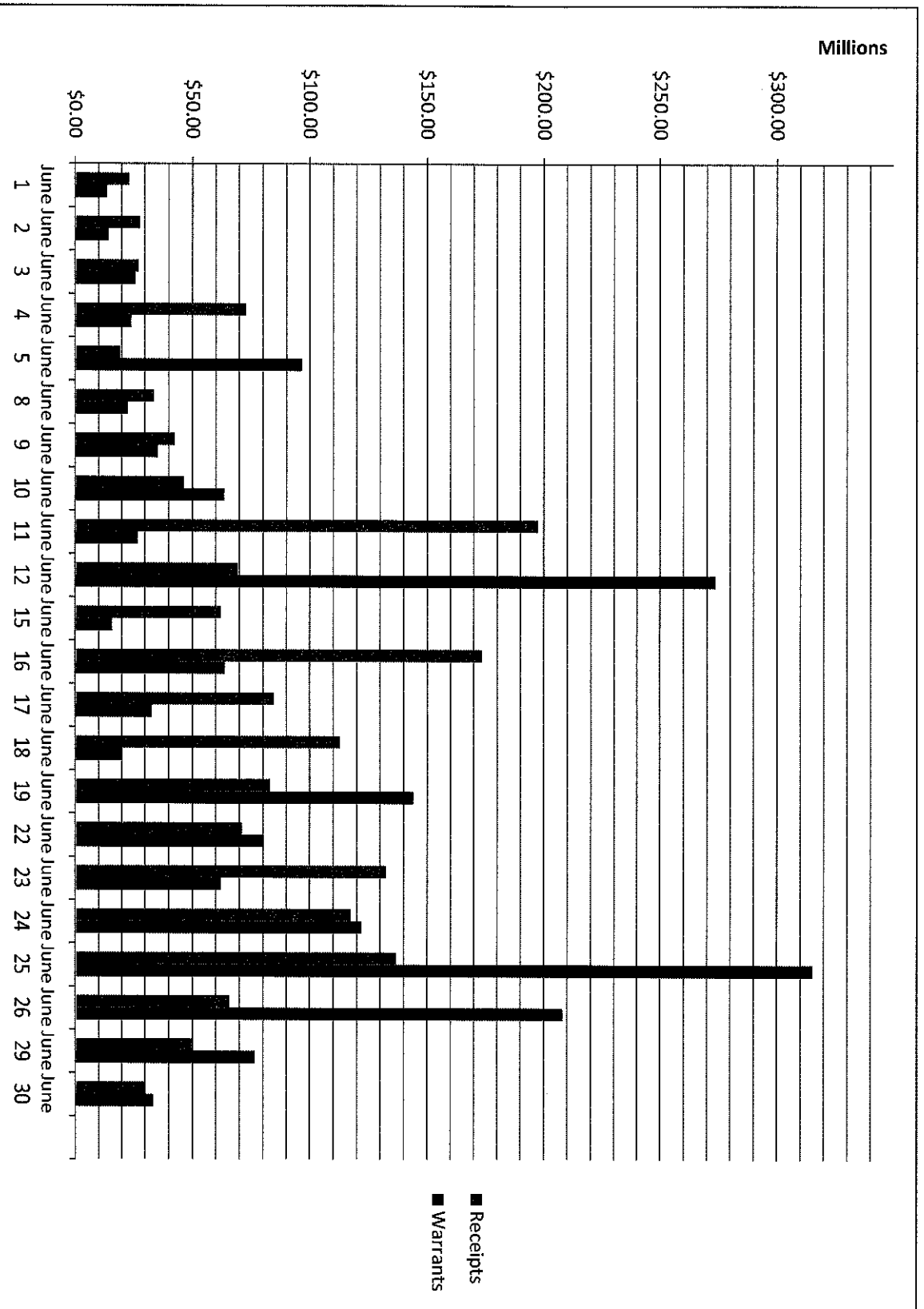
APRIL 2015 DAILY CASH FLOWS



MAY 2015 DAILY CASH FLOWS



JUNE 2015 DAILY CASH FLOWS



Run Date: 6/30/2015
Run Time: 4:10:34PM

Checks Charged Off Detail

Start Date: 6/30/2015 End Date: 6/30/2015

Page: 1
User: 0

<u>Jnl. Entry #</u>	<u>Trx. Date</u>	<u>Ref #</u>	<u>Agency</u>	<u>Fund</u>	<u>Rev Code</u>	<u>Ledger</u>	<u>Ledger Desc.</u>	<u>Description</u>	<u>Debit Amount</u>	<u>Credit Amount</u>
1045183	6/30/2015	various ch2	0069	ARK0000	4099999900	122	Other Chargebacks			105.00
1045183	6/30/2015	various ch2	0645	BAA0100	4031068000	999	Fund Cash Account		105.00	
Totals for: 6/30/2015							Count: 2		105.00	105.00
Grand Total							Count: 2		105.00	105.00

Run Date: 6/30/2015
 Run Time: 4:21:06PM

Checks Charged Off Detail

Start Date: 7/1/2014 End Date: 6/30/2015

Page: 1
 User: 0

Jnl. Entry #	Trx. Date	Ref #	Agency	Fund	Rev Code	Ledger	Ledger Desc.	Description	Debit Amount	Credit Amount
908846	7/3/2014	REVENUE0069	ARK0000	ARK0000	4099999900	120	DF&A Chargebacks			1,512.25
908846	7/3/2014	REVENUE0630	TAX0000	TAX0000	4040016000	999	Fund Cash Account		12.25	
908846	7/3/2014	REVENUE0630	AGA0000	AGA0000	4013006001	999	Fund Cash Account		1,500.00	
Totals for: 7/3/2014							Count: 3		1,512.25	1,512.25
910316	7/8/2014	NSF Check0069	ARK0000	ARK0000	4099999900	120	DF&A Chargebacks			74,710.46
910316	7/8/2014	NSF Check0610	AGA0000	AGA0000	4010005000	999	Fund Cash Account	008005401	3,349.32	
910316	7/8/2014	NSF Check0610	AGA0000	AGA0000	4010006000	999	Fund Cash Account	008005401	8,500.00	
910316	7/8/2014	NSF Check0610	AGA0000	AGA0000	4010007000	999	Fund Cash Account	008005401	2,332.64	
910316	7/8/2014	NSF Check0610	ARH0000	ARH0000	4040005000	999	Fund Cash Account	008005401	2,322.00	
910316	7/8/2014	NSF Check0610	AGA0000	AGA0000	4010001001	999	Fund Cash Account	008005401	54,730.16	
910316	7/8/2014	NSF Check0610	AGA0000	AGA0000	4010000900	999	Fund Cash Account	008005401	3,476.34	
Totals for: 7/8/2014							Count: 7		74,710.46	74,710.46
910433	7/9/2014	var chg 7/90069	ARK0000	ARK0000	4099999900	122	Other Chargebacks			175.00
910433	7/9/2014	var chg 7/90400	SPS0101	SPS0101	4033027000	999	Fund Cash Account		175.00	
910731	7/9/2014	NSF Check0069	ARK0000	ARK0000	4099999900	120	DF&A Chargebacks			19,939.00
910731	7/9/2014	NSF Check0610	AGA0000	AGA0000	4010005000	999	Fund Cash Account	008005412	443.00	
910731	7/9/2014	NSF Check0610	AGA0000	AGA0000	4010001001	999	Fund Cash Account	008005412	17,896.00	
910731	7/9/2014	NSF Check0610	AGA0000	AGA0000	4010000900	999	Fund Cash Account	008005412	1,600.00	
Totals for: 7/9/2014							Count: 6		20,114.00	20,114.00
912402	7/11/2014	NSF Check0069	ARK0000	ARK0000	4099999900	120	DF&A Chargebacks			5,237.04
912402	7/11/2014	NSF Check0610	AGA0000	AGA0000	4010005000	999	Fund Cash Account	008005425	123.33	
912402	7/11/2014	NSF Check0610	AGA0000	AGA0000	4010007000	999	Fund Cash Account	008005425	765.71	

Run Date: 6/30/2015
 Run Time: 4:21:06PM

Checks Charged Off Detail

Start Date: 7/1/2014 End Date: 6/30/2015

Page: 2
 User: 0

Jnl. Entry #	Trx. Date	Ref #	Agency	Fund	Rev Code	Ledger	Ledger Desc.	Description	Debit Amount	Credit Amount
912402	7/11/2014	NSF Check	0610	AGA0000	4010001001	999	Fund Cash Account	008005425	4,348.00	
Totals for: 7/11/2014							Count: 4		5,237.04	5,237.04
912911	7/15/2014	Rev Chg	7-0069	ARK0000	4099999900	120	DF&A Chargebacks			6,250.00
912911	7/15/2014	Rev Chg	7-0630	AGA0000	4013006001	999	Fund Cash Account		6,250.00	
Totals for: 7/15/2014							Count: 2		6,250.00	6,250.00
913632	7/16/2014	NSF Check	0069	ARK0000	4099999900	120	DF&A Chargebacks			10,791.49
913632	7/16/2014	NSF Check	0610	AGA0000	4010005000	999	Fund Cash Account	008005444	120.00	
913632	7/16/2014	NSF Check	0610	AGA0000	4010006000	999	Fund Cash Account	008005444	8,320.00	
913632	7/16/2014	NSF Check	0610	AGA0000	4010001001	999	Fund Cash Account	008005444	531.84	
913632	7/16/2014	NSF Check	0610	AGA0000	4010000900	999	Fund Cash Account	008005444	1,819.65	
Totals for: 7/16/2014							Count: 5		10,791.49	10,791.49
915335	7/21/2014	NSF Check	0069	ARK0000	4099999900	120	DF&A Chargebacks			33,877.67
915335	7/21/2014	NSF Check	0610	AGA0000	4010005000	999	Fund Cash Account	008005456	25.00	
915335	7/21/2014	NSF Check	0610	AGA0000	4010001001	999	Fund Cash Account	008005456	33,315.86	
915335	7/21/2014	NSF Check	0610	AGA0000	4010000900	999	Fund Cash Account	008005456	536.81	
Totals for: 7/21/2014							Count: 4		33,877.67	33,877.67
915561	7/22/2014	REVENUE	0069	ARK0000	4099999900	120	DF&A Chargebacks			3,905.00
915561	7/22/2014	REVENUE	0630	AGA0000	4013004000	999	Fund Cash Account		30.00	
915561	7/22/2014	REVENUE	0630	AGA0000	4013006001	999	Fund Cash Account		3,875.00	
Totals for: 7/22/2014							Count: 3		3,905.00	3,905.00
916181	7/23/2014	NSF Check	0069	ARK0000	4099999900	120	DF&A Chargebacks			5,484.36

Run Date: 6/30/2015
 Run Time: 4:21:06PM

Checks Charged Off Detail

Start Date: 7/1/2014 End Date: 6/30/2015

Page: 3
 User: 0

Jnl. Entry #	Trx. Date	Ref #	Agency	Fund	Rev Code	Ledger	Ledger Desc.	Description	Debit Amount	Credit Amount
916181	7/23/2014	NSF Check0610	AGA0000	AGA0000	4010005000	999	Fund Cash Account	008005467	358.38	
916181	7/23/2014	NSF Check0610	AGA0000	AGA0000	4010001001	999	Fund Cash Account	008005467	5,025.98	
916181	7/23/2014	NSF Check0610	AGA0000	AGA0000	4010000900	999	Fund Cash Account	008005467	100.00	
916249	7/23/2014	Var Chg 7/0069	ARK0000	ARK0000	4099999900	122	Other Chargebacks			18,267.11
916249	7/23/2014	Var Chg 7/0710	FWF3000	FWF3000	6990003100	999	Fund Cash Account		3,693.51	
916249	7/23/2014	Var Chg 7/0710	PWP2500	PWP2500	4047099000	999	Fund Cash Account		50.00	
916249	7/23/2014	Var Chg 7/0710	TMP0300	TMP0300	4041047000	999	Fund Cash Account		14,523.60	
916282	7/23/2014	Var Chg 7/0069	ARK0000	ARK0000	4099999900	122	Other Chargebacks			285.00
916282	7/23/2014	Var Chg 7/0390	TJW0100	TJW0100	4041028000	999	Fund Cash Account		50.00	
916282	7/23/2014	Var Chg 7/0800	MLS0100	MLS0100	4033006000	999	Fund Cash Account		25.00	
916282	7/23/2014	Var Chg 7/0800	MLS0200	MLS0200	4033027000	999	Fund Cash Account		50.00	
916282	7/23/2014	Var Chg 7/0229	TFH0000	TFH0000	4048001000	999	Fund Cash Account		160.00	
916308	7/23/2014	var chg 7/20069	ARK0000	ARK0000	4099999900	122	Other Chargebacks			2,370.00
916308	7/23/2014	var chg 7/20080	SDG0000	SDG0000	4033009000	999	Fund Cash Account		510.00	
916308	7/23/2014	var chg 7/20228	NEC0000	NEC0000	4043002000	999	Fund Cash Account		250.00	
916308	7/23/2014	var chg 7/20425	TSI4500	TSI4500	4031026000	999	Fund Cash Account		1,610.00	
Totals for: 7/23/2014							Count: 17		26,406.47	26,406.47
918034	7/25/2014	NSF Check0069	ARK0000	ARK0000	4099999900	120	DF&A Chargebacks			2,161.33
918034	7/25/2014	NSF Check0610	AGA0000	AGA0000	4010005000	999	Fund Cash Account	008005476	352.26	
918034	7/25/2014	NSF Check0610	AGA0000	AGA0000	4010001001	999	Fund Cash Account	008005476	1,728.59	
918034	7/25/2014	NSF Check0610	AGA0000	AGA0000	4010000900	999	Fund Cash Account	008005476	80.48	
Totals for: 7/25/2014							Count: 4		2,161.33	2,161.33
918695	7/29/2014	Rev Chg 7/0069	ARK0000	ARK0000	4099999900	120	DF&A Chargebacks			3,325.00

Run Date: 6/30/2015
 Run Time: 4:21:06PM

Checks Charged Off Detail

Start Date: 7/1/2014 End Date: 6/30/2015

Page: 4
 User: 0

Jnl. Entry #	Trx. Date	Ref #	Agency	Fund	Rev Code	Ledger	Ledger Desc.	Description	Debit Amount	Credit Amount
918695	7/29/2014	Rev Chg	70630	AGA0000	4013006001	999	Fund Cash Account		3,325.00	
Totals for: 7/29/2014							Count: 2		3,325.00	3,325.00
919518	7/30/2014	NSF Check	0069	ARK0000	4099999900	120	DF&A Chargebacks			7,201.90
919518	7/30/2014	NSF Check	0610	AGA0000	4010005000	999	Fund Cash Account	008005485	935.04	
919518	7/30/2014	NSF Check	0610	AGA0000	4010006000	999	Fund Cash Account	008005485	350.00	
919518	7/30/2014	NSF Check	0610	AGA0000	4010007000	999	Fund Cash Account	008005485	248.86	
919518	7/30/2014	NSF Check	0610	AGA0000	4010001001	999	Fund Cash Account	008005485	5,593.00	
919518	7/30/2014	NSF Check	0610	AGA0000	4010000900	999	Fund Cash Account	008005485	75.00	
Totals for: 7/30/2014							Count: 6		7,201.90	7,201.90
921311	8/4/2014	var chg cor	0069	ARK0000	4099999900	300	Simmons Pine Bluff		10.00	
921311	8/4/2014	var chg cor	0080	SDG0000	4033009000	999	Fund Cash Account			10.00
921400	8/4/2014	Var Chg	8/0069	ARK0000	4099999900	122	Other Chargebacks			7,916.50
921400	8/4/2014	Var Chg	8/0080	SDG0000	4033009000	999	Fund Cash Account		106.50	
921400	8/4/2014	Var Chg	8/0279	SDB0100	4033027000	999	Fund Cash Account		60.00	
921400	8/4/2014	Var Chg	8/0324	HSC3702	4041048000	999	Fund Cash Account		3,500.00	
921400	8/4/2014	Var Chg	8/0520	NRS0001	4041002000	999	Fund Cash Account		10.00	
921400	8/4/2014	Var Chg	8/0885	NNH0601	4041029000	999	Fund Cash Account		6.00	
921400	8/4/2014	Var Chg	8/0960	SEF0100	4031005000	999	Fund Cash Account		57.00	
921400	8/4/2014	Var Chg	8/0960	SEF0100	4046001000	999	Fund Cash Account		87.00	
921400	8/4/2014	Var Chg	8/0960	SMP0100	4031062000	999	Fund Cash Account		235.00	
921400	8/4/2014	Var Chg	8/0990	MJA0100	4031005000	999	Fund Cash Account		30.00	
921400	8/4/2014	Var Chg	8/0930	TPE0000	4031002000	999	Fund Cash Account		275.00	
921400	8/4/2014	Var Chg	8/0645	BAA2000	4031019000	999	Fund Cash Account		50.00	

Run Date: 6/30/2015
 Run Time: 4:21:06PM

Checks Charged Off Detail

Start Date: 7/1/2014 End Date: 6/30/2015

Page: 5
 User: 0

Jnl. Entry #	Trx. Date	Ref #	Agency	Fund	Rev Code	Ledger	Ledger Desc.	Description	Debit Amount	Credit Amount
921400	8/4/2014	Var Chg 8/0211	SBL0000	4041012000	999	Fund Cash Account			700.00	
921400	8/4/2014	Var Chg 8/0211	MBB0100	4032110000	999	Fund Cash Account			1,750.00	
921400	8/4/2014	Var Chg 8/0620	MCD0100	4041012000	999	Fund Cash Account			1,050.00	
Totals for: 8/4/2014							Count: 17		7,926.50	7,926.50
921471	8/5/2014	Var chg 8/50069	ARK0000	4099999900	122	Other Chargebacks				3,310.00
921471	8/5/2014	Var chg 8/50425	TSI4500	4031026000	999	Fund Cash Account			3,310.00	
921468	8/5/2014	REVENUE0069	ARK0000	4099999900	120	DF&A Chargebacks				2,250.00
921468	8/5/2014	REVENUE0630	AGA0000	4013006001	999	Fund Cash Account			2,250.00	
Totals for: 8/5/2014							Count: 4		5,560.00	5,560.00
922218	8/6/2014	NSF Check0069	ARK0000	4099999900	120	DF&A Chargebacks				131,792.70
922218	8/6/2014	NSF Check0610	AGA0000	4010005000	999	Fund Cash Account	008005496		10,014.29	
922218	8/6/2014	NSF Check0610	ARH0000	4040005000	999	Fund Cash Account	008005496		51,200.00	
922218	8/6/2014	NSF Check0610	AGA0000	4010001001	999	Fund Cash Account	008005496		65,283.41	
922218	8/6/2014	NSF Check0610	AGA0000	4010005001	999	Fund Cash Account	008005496		5,295.00	
Totals for: 8/6/2014							Count: 5		131,792.70	131,792.70
923441	8/8/2014	var chg 8/80069	ARK0000	4099999900	122	Other Chargebacks				980.00
923441	8/8/2014	var chg 8/80263	MFP0100	4043002000	999	Fund Cash Account			700.00	
923441	8/8/2014	var chg 8/80292	NSA0000	4041007000	999	Fund Cash Account			80.00	
923441	8/8/2014	var chg 8/80292	NSA0000	4041002000	999	Fund Cash Account			100.00	
923441	8/8/2014	var chg 8/80263	MFP0100	4041002000	999	Fund Cash Account			100.00	
923727	8/8/2014	NSF Check0069	ARK0000	4099999900	120	DF&A Chargebacks				37,091.90
923727	8/8/2014	NSF Check0610	AGA0000	4010005000	999	Fund Cash Account	008005502		2,466.11	
923727	8/8/2014	NSF Check0610	ARH0000	4040005000	999	Fund Cash Account	008005502		4,952.94	

Run Date: 6/30/2015
 Run Time: 4:21:06PM

Checks Charged Off Detail

Start Date: 7/1/2014 End Date: 6/30/2015

Page: 6
 User: 0

Jnl. Entry #	Trx. Date	Ref #	Agency	Fund	Rev Code	Ledger	Ledger Desc.	Description	Debit Amount	Credit Amount
923727	8/8/2014	NSF Check0610	0610	AGA0000	4010001001	999	Fund Cash Account	008005502	29,449.00	
923727	8/8/2014	NSF Check0610	0610	AGA0000	4010000900	999	Fund Cash Account	008005502	223.85	
Totals for: 8/8/2014							Count: 10		38,071.90	38,071.90
924707	8/13/2014	Var Chg 8/0069		ARK0000	4099999900	122	Other Chargebacks			1,371.00
924707	8/13/2014	Var Chg 8/0645		SHA0000	4033028000	999	Fund Cash Account		50.00	
924707	8/13/2014	Var Chg 8/0645		BAA2000	4042002000	999	Fund Cash Account		951.00	
924707	8/13/2014	Var Chg 8/0645		BAA2000	4031090000	999	Fund Cash Account		50.00	
924707	8/13/2014	Var Chg 8/0645		BAA2000	4031079000	999	Fund Cash Account		150.00	
924707	8/13/2014	Var Chg 8/0645		BAA2000	4031019000	999	Fund Cash Account		50.00	
924707	8/13/2014	Var Chg 8/0645		BAA2000	4031016000	999	Fund Cash Account		20.00	
924707	8/13/2014	Var Chg 8/0206		NAI0000	4041002000	999	Fund Cash Account		100.00	
925141	8/13/2014	NSF Check0069		ARK0000	4099999900	120	DF&A Chargebacks			2,542.60
925141	8/13/2014	NSF Check0610		AGA0000	4010005000	999	Fund Cash Account	008005508	136.64	
925141	8/13/2014	NSF Check0610		AGA0000	4010007000	999	Fund Cash Account	008005508	60.31	
925141	8/13/2014	NSF Check0610		AGA0000	4010001001	999	Fund Cash Account	008005508	1,969.65	
925141	8/13/2014	NSF Check0610		AGA0000	4010000900	999	Fund Cash Account	008005508	300.00	
925141	8/13/2014	NSF Check0930		TTG0100	4021009001	999	Fund Cash Account	008005508	76.00	
Totals for: 8/13/2014							Count: 14		3,913.60	3,913.60
925921	8/15/2014	NSF Check0069		ARK0000	4099999900	120	DF&A Chargebacks			6,293.97
925921	8/15/2014	NSF Check0610		AGA0000	4010005000	999	Fund Cash Account	008005512	1,727.51	
925921	8/15/2014	NSF Check0610		AGA0000	4010001001	999	Fund Cash Account	008005512	4,566.46	
Totals for: 8/15/2014							Count: 3		6,293.97	6,293.97
926086	8/18/2014	Var chg co0960		SEF0100	4046001000	999	Fund Cash Account			87.00

Run Date: 6/30/2015
 Run Time: 4:21:06PM

Checks Charged Off Detail

Start Date: 7/1/2014 End Date: 6/30/2015

Page: 7
 User: 0

Jnl. Entry #	Trx. Date	Ref #	Agency	Fund	Rev Code	Ledger	Ledger Desc.	Description	Debit Amount	Credit Amount
926086	8/18/2014	Var chg co0960		SEF0100	4041061000	999	Fund Cash Account		87.00	
926474	8/18/2014	NSF Check0069		ARK0000	4099999900	120	DF&A Chargebacks			667.74
926474	8/18/2014	NSF Check0610		AGA0000	4010007000	999	Fund Cash Account	008005519	237.74	
926474	8/18/2014	NSF Check0610		AGA0000	4010001001	999	Fund Cash Account	008005519	430.00	
Totals for: 8/18/2014							Count: 5		754.74	754.74
927358	8/20/2014	NSF Check0069		ARK0000	4099999900	120	DF&A Chargebacks			13,519.90
927358	8/20/2014	NSF Check0610		AGA0000	4010005000	999	Fund Cash Account	008005524	192.46	
927358	8/20/2014	NSF Check0610		AGA0000	4010007000	999	Fund Cash Account	008005524	6,350.44	
927358	8/20/2014	NSF Check0610		AGA0000	4010001001	999	Fund Cash Account	008005524	6,777.00	
927358	8/20/2014	NSF Check0610		AGA0000	4010000900	999	Fund Cash Account	008005524	200.00	
Totals for: 8/20/2014							Count: 5		13,519.90	13,519.90
929262	8/25/2014	Var Chg 8/0069		ARK0000	4099999900	122	Other Chargebacks			135.00
929262	8/25/2014	Var Chg 8/0212		NBE0000	4043002000	999	Fund Cash Account		70.00	
929262	8/25/2014	Var Chg 8/0212		NBE0000	4041007000	999	Fund Cash Account		65.00	
Totals for: 8/25/2014							Count: 3		135.00	135.00
929708	8/26/2014	REVENUE0069		ARK0000	4099999900	120	DF&A Chargebacks			134.53
929708	8/26/2014	REVENUE0630		TAX0000	4040016000	999	Fund Cash Account		134.53	
Totals for: 8/26/2014							Count: 2		134.53	134.53
930365	8/27/2014	NSF Check0069		ARK0000	4099999900	120	DF&A Chargebacks			9,774.47
930365	8/27/2014	NSF Check0610		AGA0000	4010005000	999	Fund Cash Account	008005548	3,652.79	
930365	8/27/2014	NSF Check0610		AGA0000	4010006000	999	Fund Cash Account	008005548	5,000.00	
930365	8/27/2014	NSF Check0610		AGA0000	4010007000	999	Fund Cash Account	008005548	513.68	

Run Date: 6/30/2015
 Run Time: 4:21:06PM

Checks Charged Off Detail

Start Date: 7/1/2014 End Date: 6/30/2015

Page: 8
 User: 0

Jnl. Entry #	Trx. Date	Ref #	Agency	Fund	Rev Code	Ledger	Ledger Desc.	Description	Debit Amount	Credit Amount
930365	8/27/2014	NSF Check	0610	AGA0000	4010001001	999	Fund Cash Account	008005548	228.00	
930365	8/27/2014	NSF Check	0610	AGA0000	4010000900	999	Fund Cash Account	008005548	380.00	
Totals for: 8/27/2014							Count: 6		9,774.47	9,774.47
930932	8/29/2014	correcting	0211	MBB0100	4032110000	999	Fund Cash Account			1,750.00
930932	8/29/2014	correcting	0211	MBB0200	4032110000	999	Fund Cash Account		1,750.00	
931362	8/29/2014	NSF Check	0069	ARK0000	4099999900	120	DF&A Chargebacks			17,496.20
931362	8/29/2014	NSF Check	0610	AGA0000	4010005000	999	Fund Cash Account	008005558	10,893.00	
931362	8/29/2014	NSF Check	0610	AGA0000	4010007000	999	Fund Cash Account	008005558	2,264.86	
931362	8/29/2014	NSF Check	0610	AGA0000	4010001001	999	Fund Cash Account	008005558	3,974.41	
931362	8/29/2014	NSF Check	0610	AGA0000	4010000900	999	Fund Cash Account	008005558	363.93	
Totals for: 8/29/2014							Count: 7		19,246.20	19,246.20
932292	9/4/2014	REVENUE	0069	ARK0000	4099999900	120	DF&A Chargebacks			400.00
932292	9/4/2014	REVENUE	0630	AGA0000	4013005000	999	Fund Cash Account		50.00	
932292	9/4/2014	REVENUE	0630	AGA0000	4013006001	999	Fund Cash Account		350.00	
933363	9/4/2014	Var Chg	9/0069	ARK0000	4099999900	122	Other Chargebacks			5,602.18
933363	9/4/2014	Var Chg	9/0080	SDG0000	4033009000	999	Fund Cash Account		35.50	
933363	9/4/2014	Var Chg	9/0320	SAB0100	4031090000	999	Fund Cash Account		1,300.00	
933363	9/4/2014	Var Chg	9/0390	TJW0100	4041028000	999	Fund Cash Account		50.00	
933363	9/4/2014	Var Chg	9/0425	TSI4500	4031026000	999	Fund Cash Account		90.00	
933363	9/4/2014	Var Chg	9/0520	NRS0001	4047009700	999	Fund Cash Account		120.29	
933363	9/4/2014	Var Chg	9/0520	NRS0001	4049017000	999	Fund Cash Account		24.31	
933363	9/4/2014	Var Chg	9/0610	AGA0000	4010012000	999	Fund Cash Account		2,289.08	
933363	9/4/2014	Var Chg	9/0800	MLS0100	4033006000	999	Fund Cash Account		25.00	

Run Date: 6/30/2015
 Run Time: 4:21:06PM

Checks Charged Off Detail

Start Date: 7/1/2014 End Date: 6/30/2015

Page: 9
 User: 0

Jnl. Entry #	Trx. Date	Ref #	Agency	Fund	Rev Code	Ledger	Ledger Desc.	Description	Debit Amount	Credit Amount
933363	9/4/2014	Var Chg 9/0800	MLS0200	MLS0200	4033027000	999	Fund Cash Account		25.00	
933363	9/4/2014	Var Chg 9/0960	SEF0100	SEF0100	4031005000	999	Fund Cash Account		68.00	
933363	9/4/2014	Var Chg 9/0960	SMP0100	SMP0100	4031062000	999	Fund Cash Account		35.00	
933363	9/4/2014	Var Chg 9/0960	SMP0500	SMP0500	4033002000	999	Fund Cash Account		250.00	
933363	9/4/2014	Var Chg 9/0990	MJA0100	MJA0100	4031005000	999	Fund Cash Account		40.00	
933363	9/4/2014	Var Chg 9/0930	TPE0000	TPE0000	4031004000	999	Fund Cash Account		440.00	
933363	9/4/2014	Var Chg 9/0400	SPS0101	SPS0101	4033027000	999	Fund Cash Account		37.00	
933363	9/4/2014	Var Chg 9/0645	BAA2000	BAA2000	4042002000	999	Fund Cash Account		100.00	
933363	9/4/2014	Var Chg 9/0645	BAA2000	BAA2000	4031079000	999	Fund Cash Account		150.00	
933363	9/4/2014	Var Chg 9/0645	BAA2000	BAA2000	4031019000	999	Fund Cash Account		250.00	
933363	9/4/2014	Var Chg 9/0645	BAA2000	BAA2000	4031017000	999	Fund Cash Account		75.00	
933363	9/4/2014	Var Chg 9/0645	BAA2000	BAA2000	4031015000	999	Fund Cash Account		65.00	
933363	9/4/2014	Var Chg 9/0224	NLC0000	NLC0000	4043002000	999	Fund Cash Account		75.00	
933363	9/4/2014	Var Chg 9/0960	SEF0100	SEF0100	4041061000	999	Fund Cash Account		58.00	
Totals for: 9/4/2014							Count: 26		6,002.18	6,002.18
933794	9/5/2014	NSF Check0069	ARK0000	ARK0000	4099999900	120	DF&A Chargebacks			52,928.43
933794	9/5/2014	NSF Check0610	AGA0000	AGA0000	4010005000	999	Fund Cash Account	008005568	1,210.00	
933794	9/5/2014	NSF Check0610	AGA0000	AGA0000	4010007000	999	Fund Cash Account	008005568	10,605.99	
933794	9/5/2014	NSF Check0610	AGA0000	AGA0000	4010001001	999	Fund Cash Account	008005568	40,843.00	
933794	9/5/2014	NSF Check0610	AGA0000	AGA0000	4010000900	999	Fund Cash Account	008005568	269.44	
Totals for: 9/5/2014							Count: 5		52,928.43	52,928.43
935077	9/10/2014	NSF Check0069	ARK0000	ARK0000	4099999900	120	DF&A Chargebacks			32,883.96
935077	9/10/2014	NSF Check0610	AGA0000	AGA0000	4010005000	999	Fund Cash Account	008005575	250.00	

Run Date: 6/30/2015
 Run Time: 4:21:06PM

Checks Charged Off Detail

Start Date: 7/1/2014 End Date: 6/30/2015

Page: 10
 User: 0

Jnl. Entry #	Trx. Date	Ref #	Agency	Fund	Rev Code	Ledger	Ledger Desc.	Description	Debit Amount	Credit Amount
935077	9/10/2014	NSF Check0610	0610	AGA0000	4010007000	999	Fund Cash Account	008005575	2,650.39	
935077	9/10/2014	NSF Check0610	0610	ARH0000	4040005000	999	Fund Cash Account	008005575	74.00	
935077	9/10/2014	NSF Check0610	0610	AGA0000	4010001001	999	Fund Cash Account	008005575	28,744.57	
935077	9/10/2014	NSF Check0610	0610	AGA0000	4010000900	999	Fund Cash Account	008005575	1,165.00	
Totals for: 9/10/2014							Count: 6		32,883.96	32,883.96
935267	9/11/2014	var chg 9/10069		ARK0000	4099999900	122	Other Chargebacks			740.50
935267	9/11/2014	var chg 9/10645		BAA0100	4031068000	999	Fund Cash Account		132.50	
935267	9/11/2014	var chg 9/10710		PWP2500	4047099000	999	Fund Cash Account		70.00	
935267	9/11/2014	var chg 9/10385		NVA0000	4044003000	999	Fund Cash Account		498.00	
935267	9/11/2014	var chg 9/10292		NSA0000	4043001000	999	Fund Cash Account		40.00	
Totals for: 9/11/2014							Count: 5		740.50	740.50
935659	9/12/2014	var chg 9/10069		ARK0000	4099999900	122	Other Chargebacks			75.00
935659	9/12/2014	var chg 9/10248		NRE0001	4043002000	999	Fund Cash Account		50.00	
935659	9/12/2014	var chg 9/10248		NRE0002	4041028000	999	Fund Cash Account		25.00	
936121	9/12/2014	NSF Check0069	0069	ARK0000	4099999900	120	DF&A Chargebacks			8,553.90
936121	9/12/2014	NSF Check0610	0610	AGA0000	4010005000	999	Fund Cash Account	008005578	234.24	
936121	9/12/2014	NSF Check0610	0610	AGA0000	4010007000	999	Fund Cash Account	008005578	3,656.66	
936121	9/12/2014	NSF Check0610	0610	AGA0000	4010001001	999	Fund Cash Account	008005578	4,663.00	
Totals for: 9/12/2014							Count: 7		8,628.90	8,628.90
937626	9/17/2014	NSF Check0069	0069	ARK0000	4099999900	120	DF&A Chargebacks			44,186.47
937626	9/17/2014	NSF Check0610	0610	AGA0000	4010005000	999	Fund Cash Account	008005581	1,400.90	
937626	9/17/2014	NSF Check0610	0610	AGA0000	4010006000	999	Fund Cash Account	008005581	1,992.00	
937626	9/17/2014	NSF Check0610	0610	ARH0000	4040005000	999	Fund Cash Account	008005581	65.00	

Run Date: 6/30/2015
 Run Time: 4:21:06PM

Checks Charged Off Detail

Start Date: 7/1/2014 End Date: 6/30/2015

Page: 11
 User: 0

Jnl. Entry #	Trx. Date	Ref #	Agency	Fund	Rev Code	Ledger	Ledger Desc.	Description	Debit Amount	Credit Amount
937626	9/17/2014	NSF Check0610	0610	AGA0000	4010001001	999	Fund Cash Account	008005581	39,965.17	
937626	9/17/2014	NSF Check0610	0610	AGA0000	4010000900	999	Fund Cash Account	008005581	763.40	
Totals for: 9/17/2014							Count: 6		44,186.47	44,186.47
937790	9/18/2014	var chg 9/10069		ARK0000	4099999900	122	Other Chargebacks			110.00
937790	9/18/2014	var chg 9/10212		NBE0000	4043002000	999	Fund Cash Account		110.00	
Totals for: 9/18/2014							Count: 2		110.00	110.00
939286	9/19/2014	NSF Check0069		ARK0000	4099999900	120	DF&A Chargebacks			7,048.62
939286	9/19/2014	NSF Check0610		AGA0000	4010005000	999	Fund Cash Account	008005586	2,531.41	
939286	9/19/2014	NSF Check0610		AGA0000	4010006000	999	Fund Cash Account	008005586	260.00	
939286	9/19/2014	NSF Check0610		AGA0000	4010001001	999	Fund Cash Account	008005586	1,063.99	
939286	9/19/2014	NSF Check0610		AGA0000	4010000900	999	Fund Cash Account	008005586	3,193.22	
Totals for: 9/19/2014							Count: 5		7,048.62	7,048.62
939916	9/23/2014	var chg 9/20069		ARK0000	4099999900	122	Other Chargebacks			157.00
939916	9/23/2014	var chg 9/20283		NPB0000	4043002000	999	Fund Cash Account		157.00	
Totals for: 9/23/2014							Count: 2		157.00	157.00
940782	9/25/2014	var chg 9/20069		ARK0000	4099999900	122	Other Chargebacks			625.00
940782	9/25/2014	var chg 9/20390		TJW0100	4041028000	999	Fund Cash Account		550.00	
940782	9/25/2014	var chg 9/20800		MLS0200	4033027000	999	Fund Cash Account		25.00	
940782	9/25/2014	var chg 9/20800		MLS0300	4031007000	999	Fund Cash Account		50.00	
940877	9/25/2014	REVENUE0069		ARK0000	4099999900	120	DF&A Chargebacks			2,311.47
940877	9/25/2014	REVENUE0630		RRA0000	4020011000	999	Fund Cash Account		61.47	
940877	9/25/2014	REVENUE0630		AGA0000	4013006001	999	Fund Cash Account		2,250.00	

Run Date: 6/30/2015
 Run Time: 4:21:06PM

Checks Charged Off Detail

Start Date: 7/1/2014 End Date: 6/30/2015

Page: 12
 User: 0

Jnl. Entry #	Trx. Date	Ref #	Agency	Fund	Rev Code	Ledger	Ledger Desc.	Description	Debit Amount	Credit Amount
Totals for: 9/25/2014							Count: 7		2,936.47	2,936.47
941515	9/26/2014	NSF Check0069	ARK0000	4099999900	120	DF&A Chargebacks				26,227.66
941515	9/26/2014	NSF Check0610	AGA0000	4010005000	999	Fund Cash Account	008005595		459.17	
941515	9/26/2014	NSF Check0610	AGA0000	4010006000	999	Fund Cash Account	008005595		18,000.00	
941515	9/26/2014	NSF Check0610	AGA0000	4010007000	999	Fund Cash Account	008005595		19.37	
941515	9/26/2014	NSF Check0610	ARH0000	4040005000	999	Fund Cash Account	008005595		112.00	
941515	9/26/2014	NSF Check0610	AGA0000	4010001001	999	Fund Cash Account	008005595		7,637.12	
Totals for: 9/26/2014							Count: 6		26,227.66	26,227.66
944485	10/3/2014	NSF Check0069	ARK0000	4099999900	120	DF&A Chargebacks				408,836.31
944485	10/3/2014	NSF Check0610	AGA0000	4010005000	999	Fund Cash Account	008005608		3,345.28	
944485	10/3/2014	NSF Check0610	AGA0000	4010006000	999	Fund Cash Account	008005608		368,719.00	
944485	10/3/2014	NSF Check0610	AGA0000	4010007000	999	Fund Cash Account	008005608		2,677.79	
944485	10/3/2014	NSF Check0610	ARH0000	4040006000	999	Fund Cash Account	008005608		2,600.00	
944485	10/3/2014	NSF Check0610	AGA0000	4010001001	999	Fund Cash Account	008005608		31,494.24	
Totals for: 10/3/2014							Count: 6		408,836.31	408,836.31
944899	10/6/2014	Var Chg 100069	ARK0000	4099999900	122	Other Chargebacks				1,175.00
944899	10/6/2014	Var Chg 100930	SAC0000	4033001000	999	Fund Cash Account			115.00	
944899	10/6/2014	Var Chg 100960	SEF0100	4031005000	999	Fund Cash Account			155.00	
944899	10/6/2014	Var Chg 100960	SMP0500	4033002000	999	Fund Cash Account			250.00	
944899	10/6/2014	Var Chg 100990	MJA0100	4031005000	999	Fund Cash Account			90.00	
944899	10/6/2014	Var Chg 100645	BAA2000	4031019000	999	Fund Cash Account			300.00	
944899	10/6/2014	Var Chg 100645	BAA2000	4031017000	999	Fund Cash Account			100.00	
944899	10/6/2014	Var Chg 100645	BAA2000	4031016000	999	Fund Cash Account			20.00	

Run Date: 6/30/2015
 Run Time: 4:21:06PM

Checks Charged Off Detail

Start Date: 7/1/2014 End Date: 6/30/2015

Page: 13
 User: 0

Jnl. Entry #	Trx. Date	Ref #	Agency	Fund	Rev Code	Ledger	Ledger Desc.	Description	Debit Amount	Credit Amount
944899	10/6/2014	Var Chg	100960	SEF0100	4041061000	999	Fund Cash Account		145.00	
Totals for: 10/6/2014							Count: 9		1,175.00	1,175.00
945641	10/8/2014	NSF Check	0069	ARK0000	4099999900	120	DF&A Chargebacks			37,652.87
945641	10/8/2014	NSF Check	0610	AGA0000	4010005000	999	Fund Cash Account	008005610	835.54	
945641	10/8/2014	NSF Check	0610	AGA0000	4010001001	999	Fund Cash Account	008005610	36,642.33	
945641	10/8/2014	NSF Check	0610	AGA0000	4010000900	999	Fund Cash Account	008005610	175.00	
Totals for: 10/8/2014							Count: 4		37,652.87	37,652.87
945900	10/9/2014	var chg	10/0069	ARK0000	4099999900	122	Other Chargebacks			4,481.71
945900	10/9/2014	var chg	10/0390	TJW0100	4041028000	999	Fund Cash Account		50.00	
945900	10/9/2014	var chg	10/0425	TSI4500	4031026000	999	Fund Cash Account		407.00	
945900	10/9/2014	var chg	10/0710	FWF3000	6990003100	999	Fund Cash Account		3,684.31	
945900	10/9/2014	var chg	10/0710	PWD8600	4050001000	999	Fund Cash Account		5.40	
945900	10/9/2014	var chg	10/0710	PWP2500	4047099000	999	Fund Cash Account		190.00	
945900	10/9/2014	var chg	10/0645	BAA2000	4031019000	999	Fund Cash Account		50.00	
945900	10/9/2014	var chg	10/0645	BAA2000	4031017000	999	Fund Cash Account		25.00	
945900	10/9/2014	var chg	10/0645	BAA2000	4031016000	999	Fund Cash Account		20.00	
945900	10/9/2014	var chg	10/0224	NLC0000	4043002000	999	Fund Cash Account		50.00	
Totals for: 10/9/2014							Count: 10		4,481.71	4,481.71
946777	10/10/2014	NSF Check	0069	ARK0000	4099999900	120	DF&A Chargebacks			10,425.76
946777	10/10/2014	NSF Check	0610	AGA0000	4010005000	999	Fund Cash Account	008005613	8,556.00	
946777	10/10/2014	NSF Check	0610	AGA0000	4010001001	999	Fund Cash Account	008005613	869.76	
946777	10/10/2014	NSF Check	0610	AGA0000	4010000900	999	Fund Cash Account	008005613	1,000.00	

Run Date: 6/30/2015
 Run Time: 4:21:06PM

Checks Charged Off Detail

Start Date: 7/1/2014 End Date: 6/30/2015

Page: 14
 User: 0

Jnl. Entry #	Trx. Date	Ref #	Agency	Fund	Rev Code	Ledger	Ledger Desc.	Description	Debit Amount	Credit Amount
Totals for: 10/10/2014							Count: 4		10,425.76	10,425.76
947207	10/14/2014	Rev Chg 10069	ARK0000	ARK0000	4099999900	120	DF&A Chargebacks			50.00
947207	10/14/2014	Rev Chg 10630	AGA0000	AGA0000	4013006001	999	Fund Cash Account		50.00	
947290	10/14/2014	Var Chg 10069	ARK0000	ARK0000	4099999900	122	Other Chargebacks			401.00
947290	10/14/2014	Var Chg 10248	NRE0001	NRE0001	4043002000	999	Fund Cash Account		50.00	
947290	10/14/2014	Var Chg 10248	NRE0002	NRE0002	4041028000	999	Fund Cash Account		25.00	
947290	10/14/2014	Var Chg 10645	BAA0100	BAA0100	4031068000	999	Fund Cash Account		281.00	
947290	10/14/2014	Var Chg 10645	BAA0100	BAA0100	4043003000	999	Fund Cash Account		45.00	
Totals for: 10/14/2014							Count: 7		451.00	451.00
948241	10/15/2014	NSF Check0069	ARK0000	ARK0000	4099999900	120	DF&A Chargebacks			13,479.25
948241	10/15/2014	NSF Check0610	AGA0000	AGA0000	4010005000	999	Fund Cash Account	008005617	10,902.09	
948241	10/15/2014	NSF Check0610	AGA0000	AGA0000	4010001001	999	Fund Cash Account	008005617	1,817.00	
948241	10/15/2014	NSF Check0610	AGA0000	AGA0000	4010000900	999	Fund Cash Account	008005617	760.16	
948242	10/15/2014	Var chg co0390	TJW0100	TJW0100	4041028000	999	Fund Cash Account			500.00
948242	10/15/2014	Var chg co0390	TJW0100	TJW0100	4042002000	999	Fund Cash Account		500.00	
948343	10/15/2014	var chg 10/0069	ARK0000	ARK0000	4099999900	122	Other Chargebacks			50.00
948343	10/15/2014	var chg 10/0320	SAB0100	SAB0100	4031090000	999	Fund Cash Account		50.00	
Totals for: 10/15/2014							Count: 8		14,029.25	14,029.25
950075	10/17/2014	NSF Check0069	ARK0000	ARK0000	4099999900	120	DF&A Chargebacks			13,607.00
950075	10/17/2014	NSF Check0610	AGA0000	AGA0000	4010005000	999	Fund Cash Account	008005620	100.00	
950075	10/17/2014	NSF Check0610	AGA0000	AGA0000	4010001001	999	Fund Cash Account	008005620	13,507.00	
Totals for: 10/17/2014							Count: 3		13,607.00	13,607.00

Run Date: 6/30/2015
 Run Time: 4:21:06PM

Checks Charged Off Detail

Start Date: 7/1/2014 End Date: 6/30/2015

Page: 15
 User: 0

Jnl. Entry #	Trx. Date	Ref #	Agency	Fund	Rev Code	Ledger	Ledger Desc.	Description	Debit Amount	Credit Amount
951126	10/21/2014	Rev Chg	10069	ARK0000	4099999900	120	DF&A Chargebacks			12.00
951126	10/21/2014	Rev Chg	10630	TAX0000	4040016000	999	Fund Cash Account		12.00	
Totals for: 10/21/2014							Count: 2		12.00	12.00
951705	10/22/2014	NSF Check	0069	ARK0000	4099999900	120	DF&A Chargebacks			4,153.70
951705	10/22/2014	NSF Check	0610	AGA0000	4010005000	999	Fund Cash Account	008005625	900.00	
951705	10/22/2014	NSF Check	0610	AGA0000	4010006000	999	Fund Cash Account	008005625	100.00	
951705	10/22/2014	NSF Check	0610	AGA0000	4010007000	999	Fund Cash Account	008005625	575.00	
951705	10/22/2014	NSF Check	0610	ARH0000	4040005000	999	Fund Cash Account	008005625	680.99	
951705	10/22/2014	NSF Check	0610	AGA0000	4010001001	999	Fund Cash Account	008005625	800.26	
951705	10/22/2014	NSF Check	0610	AGA0000	4010000900	999	Fund Cash Account	008005625	1,097.45	
Totals for: 10/22/2014							Count: 7		4,153.70	4,153.70
951859	10/23/2014	Var Chg C	0069	ARK0000	4099999900	300	Simmons Pine Bluff		50.00	
951859	10/23/2014	Var Chg C	0224	NLC0000	4043002000	999	Fund Cash Account			50.00
Totals for: 10/23/2014							Count: 2		50.00	50.00
952702	10/24/2014	NSF Check	0069	ARK0000	4099999900	120	DF&A Chargebacks			14,039.08
952702	10/24/2014	NSF Check	0610	AGA0000	4010005000	999	Fund Cash Account	008005627	6,589.08	
952702	10/24/2014	NSF Check	0610	AGA0000	4010001001	999	Fund Cash Account	008005627	6,303.00	
952702	10/24/2014	NSF Check	0610	AGA0000	4010000900	999	Fund Cash Account	008005627	1,147.00	
Totals for: 10/24/2014							Count: 4		14,039.08	14,039.08
952912	10/27/2014	var chg	10/0069	ARK0000	4099999900	122	Other Chargebacks			2,510.94
952912	10/27/2014	var chg	10/0059	MCF5900	4046001000	999	Fund Cash Account		2,510.94	

Run Date: 6/30/2015
 Run Time: 4:21:06PM

Checks Charged Off Detail

Start Date: 7/1/2014 End Date: 6/30/2015

Page: 16
 User: 0

Jnl. Entry #	Trx. Date	Ref #	Agency	Fund	Rev Code	Ledger	Ledger Desc.	Description	Debit Amount	Credit Amount
Totals for: 10/27/2014							Count: 2		2,510.94	2,510.94
953245	10/28/2014	REVENUE0069	ARK0000	4099999900	120	DF&A Chargebacks				500.00
953245	10/28/2014	REVENUE0630	AGA0000	4012003000	999	Fund Cash Account			400.00	
953245	10/28/2014	REVENUE0630	AGA0000	4013006001	999	Fund Cash Account			100.00	
Totals for: 10/28/2014							Count: 3		500.00	500.00
954652	10/29/2014	NSF Check0069	ARK0000	4099999900	120	DF&A Chargebacks				22,300.61
954652	10/29/2014	NSF Check0610	AGA0000	4010005000	999	Fund Cash Account	008005635		7,064.14	
954652	10/29/2014	NSF Check0610	AGA0000	4010007000	999	Fund Cash Account	008005635		497.14	
954652	10/29/2014	NSF Check0710	TMP0000	4040011000	999	Fund Cash Account	008005635		5,731.33	
954652	10/29/2014	NSF Check0610	AGA0000	4010001001	999	Fund Cash Account	008005635		9,008.00	
Totals for: 10/29/2014							Count: 5		22,300.61	22,300.61
956362	11/4/2014	Chargebac0710	PWP2000	4047099000	999	Fund Cash Account			10.00	
956362	11/4/2014	Chargebac0710	PWP2500	4047099000	999	Fund Cash Account				10.00
Totals for: 11/4/2014							Count: 2		10.00	10.00
956792	11/5/2014	NSF Check0069	ARK0000	4099999900	120	DF&A Chargebacks				46,478.83
956792	11/5/2014	NSF Check0610	AGA0000	4010005000	999	Fund Cash Account	008005646		22,205.33	
956792	11/5/2014	NSF Check0610	AGA0000	4010007000	999	Fund Cash Account	008005646		1,225.53	
956792	11/5/2014	NSF Check0610	AGA0000	4010001001	999	Fund Cash Account	008005646		22,810.40	
956792	11/5/2014	NSF Check0610	AGA0000	4010000900	999	Fund Cash Account	008005646		237.57	
956828	11/5/2014	var chg 11/0069	ARK0000	4099999900	122	Other Chargebacks				1,906.00
956828	11/5/2014	var chg 11/0248	NRE0001	4041028000	999	Fund Cash Account			88.50	
956828	11/5/2014	var chg 11/0248	NRE0001	4043002000	999	Fund Cash Account			50.00	

Run Date: 6/30/2015
 Run Time: 4:21:06PM

Checks Charged Off Detail

Start Date: 7/1/2014 End Date: 6/30/2015

Page: 17
 User: 0

Jnl. Entry #	Trx. Date	Ref #	Agency	Fund	Rev Code	Ledger	Ledger Desc.	Description	Debit Amount	Credit Amount
956828	11/5/2014	var chg	11/0248	NRE0002	4041028000	999	Fund Cash Account		25.00	
956828	11/5/2014	var chg	11/0277	SBN0100	4033027000	999	Fund Cash Account		25.00	
956828	11/5/2014	var chg	11/0279	SDB0100	4033027000	999	Fund Cash Account		60.00	
956828	11/5/2014	var chg	11/0960	SEF0100	4031005000	999	Fund Cash Account		85.00	
956828	11/5/2014	var chg	11/0960	SMP0100	4031062000	999	Fund Cash Account		100.00	
956828	11/5/2014	var chg	11/0990	MJA0100	4031005000	999	Fund Cash Account		50.00	
956828	11/5/2014	var chg	11/0800	MLS0300	4041031000	999	Fund Cash Account		300.00	
956828	11/5/2014	var chg	11/0930	TPE0000	4031002000	999	Fund Cash Account		200.00	
956828	11/5/2014	var chg	11/0645	BAA2000	4031019000	999	Fund Cash Account		150.00	
956828	11/5/2014	var chg	11/0645	BAA2000	4031018000	999	Fund Cash Account		300.00	
956828	11/5/2014	var chg	11/0645	BAA2000	4031017000	999	Fund Cash Account		50.00	
956828	11/5/2014	var chg	11/0877	NNH0404	4047099000	999	Fund Cash Account		350.00	
956828	11/5/2014	var chg	11/0960	SEF0100	4041061000	999	Fund Cash Account		72.50	
Totals for: 11/5/2014							Count: 21		48,384.83	48,384.83
957554	11/7/2014	Var Chg	11/0069	ARK0000	4099999900	122	Other Chargebacks			1,337.00
957554	11/7/2014	Var Chg	11/0425	TSI4500	4031026000	999	Fund Cash Account		105.00	
957554	11/7/2014	Var Chg	11/0645	BAA0100	4031068000	999	Fund Cash Account		85.00	
957554	11/7/2014	Var Chg	11/0645	BAA0100	4031072000	999	Fund Cash Account		500.00	
957554	11/7/2014	Var Chg	11/0645	BAA0100	4033028000	999	Fund Cash Account		460.00	
957554	11/7/2014	Var Chg	11/0710	PWP2500	4047099000	999	Fund Cash Account		120.00	
957554	11/7/2014	Var Chg	11/0270	NDL0000	4041007000	999	Fund Cash Account		50.00	
957554	11/7/2014	Var Chg	11/0645	BAA0100	4042003000	999	Fund Cash Account		17.00	
957629	11/7/2014	NSF Check	11/0069	ARK0000	4099999900	120	DF&A Chargebacks			41,805.16
957629	11/7/2014	NSF Check	11/0610	AGA0000	4010005000	999	Fund Cash Account	008005649	6,864.00	

Run Date: 6/30/2015
 Run Time: 4:21:06PM

Checks Charged Off Detail

Start Date: 7/1/2014 End Date: 6/30/2015

Page: 18
 User: 0

Jnl. Entry #	Trx. Date	Ref #	Agency	Fund	Rev Code	Ledger	Ledger Desc.	Description	Debit Amount	Credit Amount
957629	11/7/2014	NSF Check	0610	AGA0000	4010006000	999	Fund Cash Account	008005649	100.00	
957629	11/7/2014	NSF Check	0610	AGA0000	4010001001	999	Fund Cash Account	008005649	34,461.16	
957629	11/7/2014	NSF Check	0610	AGA0000	4010000900	999	Fund Cash Account	008005649	380.00	
Totals for: 11/7/2014							Count: 13		43,142.16	43,142.16
960423	11/14/2014	REVENUE	0069	ARK0000	4099999900	120	DF&A Chargebacks			1,350.00
960423	11/14/2014	REVENUE	0630	AGA0000	4013006001	999	Fund Cash Account		1,350.00	
Totals for: 11/14/2014							Count: 2		1,350.00	1,350.00
960608	11/17/2014	var chg	11/0069	ARK0000	4099999900	122	Other Chargebacks			748.50
960608	11/17/2014	var chg	11/0080	SDG0000	4033009000	999	Fund Cash Account		425.00	
960608	11/17/2014	var chg	11/0283	NPB0000	4043002000	999	Fund Cash Account		73.50	
960608	11/17/2014	var chg	11/0224	NLC0000	4043002000	999	Fund Cash Account		150.00	
960608	11/17/2014	var chg	11/0292	NSA0000	4041002000	999	Fund Cash Account		100.00	
960701	11/17/2014	8005655	0069	ARK0000	4099999900	120	DF&A Chargebacks			15,629.03
960701	11/17/2014	8005655	0610	AGA0000	4010005000	999	Fund Cash Account	8005655	392.74	
960701	11/17/2014	8005655	0610	AGA0000	4010006000	999	Fund Cash Account	8005655	19.10	
960701	11/17/2014	8005655	0610	AGA0000	4010007000	999	Fund Cash Account	8005655	8,059.32	
960701	11/17/2014	8005655	0610	AGA0000	4010001001	999	Fund Cash Account	8005655	6,604.45	
960701	11/17/2014	8005655	0610	AGA0000	4010000900	999	Fund Cash Account	8005655	553.42	
Totals for: 11/17/2014							Count: 11		16,377.53	16,377.53
962150	11/19/2014	NSF Check	0069	ARK0000	4099999900	120	DF&A Chargebacks			25,114.49
962150	11/19/2014	NSF Check	0610	AGA0000	4010005000	999	Fund Cash Account	008005658	352.34	
962150	11/19/2014	NSF Check	0610	AGA0000	4010007000	999	Fund Cash Account	008005658	2,150.00	
962150	11/19/2014	NSF Check	0610	AGA0000	4010001001	999	Fund Cash Account	008005658	22,612.15	

Run Date: 6/30/2015
 Run Time: 4:21:06PM

Checks Charged Off Detail

Start Date: 7/1/2014 End Date: 6/30/2015

Page: 19
 User: 0

Jnl. Entry #	Trx. Date	Ref #	Agency	Fund	Rev Code	Ledger	Ledger Desc.	Description	Debit Amount	Credit Amount
Totals for: 11/19/2014							Count: 4		25,114.49	25,114.49
962294	11/20/2014	REVENUE0069	ARK0000	4099999900	120	DF&A Chargebacks				601.00
962294	11/20/2014	REVENUE0630	TAX0000	4040016000	999	Fund Cash Account			601.00	
Totals for: 11/20/2014							Count: 2		601.00	601.00
963204	11/21/2014	NSF Check0069	ARK0000	4099999900	120	DF&A Chargebacks				23,112.20
963204	11/21/2014	NSF Check0610	AGA0000	4010001001	999	Fund Cash Account	008005661		23,112.20	
Totals for: 11/21/2014							Count: 2		23,112.20	23,112.20
965371	11/26/2014	Correcting 0069	ARK0000	4099999900	122	Other Chargebacks			60.00	
965371	11/26/2014	Correcting 0279	SDB0100	4033027000	999	Fund Cash Account				60.00
Totals for: 11/26/2014							Count: 2		60.00	60.00
966823	12/3/2014	NSF Check0069	ARK0000	4099999900	120	DF&A Chargebacks				18,303.91
966823	12/3/2014	NSF Check0610	AGA0000	4010005000	999	Fund Cash Account	008005671		121.22	
966823	12/3/2014	NSF Check0610	AGA0000	4010007000	999	Fund Cash Account	008005671		4,851.14	
966823	12/3/2014	NSF Check0610	AGA0000	4010001001	999	Fund Cash Account	008005671		12,819.59	
966823	12/3/2014	NSF Check0610	AGA0000	4010000900	999	Fund Cash Account	008005671		511.96	
966854	12/3/2014	Var chg 120069	ARK0000	4099999900	122	Other Chargebacks				13,419.52
966854	12/3/2014	Var chg 120080	SDG0000	4033009000	999	Fund Cash Account			40.50	
966854	12/3/2014	Var chg 120283	NPB0000	4043002000	999	Fund Cash Account			73.50	
966854	12/3/2014	Var chg 120390	TJW0100	4041028000	999	Fund Cash Account			1,700.00	
966854	12/3/2014	Var chg 120425	ARH0200	4040009000	999	Fund Cash Account			5,585.45	
966854	12/3/2014	Var chg 120425	TSI4500	4031026000	999	Fund Cash Account			385.00	
966854	12/3/2014	Var chg 120710	DEA0100	4024001000	999	Fund Cash Account			75.21	

Run Date: 6/30/2015
 Run Time: 4:21:06PM

Checks Charged Off Detail

Start Date: 7/1/2014 End Date: 6/30/2015

Page: 20
 User: 0

Jnl. Entry #	Trx. Date	Ref #	Agency	Fund	Rev Code	Ledger	Ledger Desc.	Description	Debit Amount	Credit Amount	
966854	12/3/2014	Var chg	120710	PWD8600	4050001000	999	Fund Cash Account		4,705.86		
966854	12/3/2014	Var chg	120710	PWP2500	4047099000	999	Fund Cash Account		80.00		
966854	12/3/2014	Var chg	120710	PWP3000	6990003000	999	Fund Cash Account		15.00		
966854	12/3/2014	Var chg	120710	SCT0100	4033019000	999	Fund Cash Account		15.00		
966854	12/3/2014	Var chg	120800	MLS0200	4033027000	999	Fund Cash Account		10.00		
966854	12/3/2014	Var chg	120800	MLS0300	4031007000	999	Fund Cash Account		150.00		
966854	12/3/2014	Var chg	120960	SEF0100	4031005000	999	Fund Cash Account		72.00		
966854	12/3/2014	Var chg	120960	SMP0100	4031062000	999	Fund Cash Account		35.00		
966854	12/3/2014	Var chg	120990	MJA0100	4031005000	999	Fund Cash Account		40.00		
966854	12/3/2014	Var chg	120270	NDL0000	4041007000	999	Fund Cash Account		50.00		
966854	12/3/2014	Var chg	120277	SBN0100	4033021000	999	Fund Cash Account		200.00		
966854	12/3/2014	Var chg	120960	SEF0100	4041061000	999	Fund Cash Account		87.00		
966854	12/3/2014	Var chg	120400	SDF0101	4047003000	999	Fund Cash Account		100.00		
Totals for: 12/3/2014									Count: 25	31,723.43	31,723.43
967639	12/5/2014	NSF Check	0069	ARK0000	4099999900	120	DF&A Chargebacks			38,549.53	
967639	12/5/2014	NSF Check	0610	AGA0000	4010005000	999	Fund Cash Account	008005675	2,086.88		
967639	12/5/2014	NSF Check	0610	AGA0000	4010006000	999	Fund Cash Account	008005675	24,500.00		
967639	12/5/2014	NSF Check	0610	AGA0000	4010007000	999	Fund Cash Account	008005675	1,242.29		
967639	12/5/2014	NSF Check	0610	AGA0000	4010001001	999	Fund Cash Account	008005675	10,720.36		
Totals for: 12/5/2014									Count: 5	38,549.53	38,549.53
968070	12/8/2014	Var Chg	cc0277	SBN0100	4032001000	999	Fund Cash Account		200.00		
968070	12/8/2014	Var Chg	cc0277	SBN0100	4033021000	999	Fund Cash Account			200.00	
968148	12/8/2014	Correction	0645	BAA0100	4033028000	999	Fund Cash Account			460.00	

Run Date: 6/30/2015
 Run Time: 4:21:06PM

Checks Charged Off Detail

Start Date: 7/1/2014 End Date: 6/30/2015

Page: 21
 User: 0

Jnl. Entry #	Trx. Date	Ref #	Agency	Fund	Rev Code	Ledger	Ledger Desc.	Description	Debit Amount	Credit Amount
968148	12/8/2014	Correction	0645	SHA0000	4033028000	999	Fund Cash Account		460.00	
Totals for: 12/8/2014							Count: 4		660.00	660.00
968172	12/9/2014	REVENUE	0069	ARK0000	4099999900	120	DF&A Chargebacks			700.00
968172	12/9/2014	REVENUE	0630	AGA0000	4013006001	999	Fund Cash Account		700.00	
968323	12/9/2014	Var chg	120069	ARK0000	4099999900	122	Other Chargebacks			285.00
968323	12/9/2014	Var chg	120645	BAA0100	4031068000	999	Fund Cash Account		35.00	
968323	12/9/2014	Var chg	120645	BAA2000	4042002000	999	Fund Cash Account		250.00	
Totals for: 12/9/2014							Count: 5		985.00	985.00
968678	12/10/2014	NSF Check	0069	ARK0000	4099999900	120	DF&A Chargebacks			79,665.18
968678	12/10/2014	NSF Check	0610	AGA0000	4010005000	999	Fund Cash Account	008005679	23,884.19	
968678	12/10/2014	NSF Check	0610	AGA0000	4010001001	999	Fund Cash Account	008005679	54,930.99	
968678	12/10/2014	NSF Check	0610	AGA0000	4010000900	999	Fund Cash Account	008005679	850.00	
Totals for: 12/10/2014							Count: 4		79,665.18	79,665.18
970492	12/12/2014	NSF Check	0069	ARK0000	4099999900	120	DF&A Chargebacks			5,664.00
970492	12/12/2014	NSF Check	0610	AGA0000	4010005000	999	Fund Cash Account	008005684	1,411.00	
970492	12/12/2014	NSF Check	0610	AGA0000	4010001001	999	Fund Cash Account	008005684	3,973.00	
970492	12/12/2014	NSF Check	0610	AGA0000	4010000900	999	Fund Cash Account	008005684	280.00	
Totals for: 12/12/2014							Count: 4		5,664.00	5,664.00
971960	12/17/2014	NSF Check	0069	ARK0000	4099999900	120	DF&A Chargebacks			44,832.72
971960	12/17/2014	NSF Check	0610	AGA0000	4010005000	999	Fund Cash Account	008005688	1,595.12	
971960	12/17/2014	NSF Check	0610	AGA0000	4010001001	999	Fund Cash Account	008005688	42,840.00	
971960	12/17/2014	NSF Check	0610	AGA0000	4010000900	999	Fund Cash Account	008005688	200.00	

Run Date: 6/30/2015
 Run Time: 4:21:06PM

Checks Charged Off Detail

Start Date: 7/1/2014 End Date: 6/30/2015

Page: 22
 User: 0

Jnl. Entry #	Trx. Date	Ref #	Agency	Fund	Rev Code	Ledger	Ledger Desc.	Description	Debit Amount	Credit Amount
971960	12/17/2014	NSF Check	0930	TTG0100	4021009001	999	Fund Cash Account	008005688	197.60	
Totals for: 12/17/2014							Count: 5		44,832.72	44,832.72
972959	12/19/2014	NSF Check	0069	ARK0000	4099999900	120	DF&A Chargebacks			11,847.60
972959	12/19/2014	NSF Check	0610	AGA0000	4010005000	999	Fund Cash Account	008005693	50.00	
972959	12/19/2014	NSF Check	0610	AGA0000	4010006000	999	Fund Cash Account	008005693	1,243.00	
972959	12/19/2014	NSF Check	0610	AGA0000	4010001001	999	Fund Cash Account	008005693	10,154.60	
972959	12/19/2014	NSF Check	0610	AGA0000	4010000900	999	Fund Cash Account	008005693	400.00	
Totals for: 12/19/2014							Count: 5		11,847.60	11,847.60
974181	12/29/2014	REVENUE	0069	ARK0000	4099999900	120	DF&A Chargebacks			1,044.30
974181	12/29/2014	REVENUE	0630	AGA0000	4013004000	999	Fund Cash Account		20.00	
974181	12/29/2014	REVENUE	0630	TAX0000	4040016000	999	Fund Cash Account		1,024.30	
975334	12/29/2014	NSF Check	0069	ARK0000	4099999900	120	DF&A Chargebacks			47,290.27
975334	12/29/2014	NSF Check	0610	AGA0000	4010005000	999	Fund Cash Account	008005698	43,806.86	
975334	12/29/2014	NSF Check	0610	AGA0000	4010007000	999	Fund Cash Account	008005698	75.44	
975334	12/29/2014	NSF Check	0610	ARH0000	4040006000	999	Fund Cash Account	008005698	500.00	
975334	12/29/2014	NSF Check	0610	AGA0000	4010001001	999	Fund Cash Account	008005698	2,800.00	
975334	12/29/2014	NSF Check	0610	AGA0000	4010000900	999	Fund Cash Account	008005698	107.97	
Totals for: 12/29/2014							Count: 9		48,334.57	48,334.57
976356	12/31/2014	Var chg	120069	ARK0000	4099999900	122	Other Chargebacks			60.00
976356	12/31/2014	Var chg	120279	SDB0100	4033027000	999	Fund Cash Account		60.00	
Totals for: 12/31/2014							Count: 2		60.00	60.00
977200	1/6/2015	VAR CHGE	0069	ARK0000	4099999900	122	Other Chargebacks			25.00

Run Date: 6/30/2015
 Run Time: 4:21:06PM

Checks Charged Off Detail

Start Date: 7/1/2014 End Date: 6/30/2015

Page: 23
 User: 0

Jnl. Entry #	Trx. Date	Ref #	Agency	Fund	Rev Code	Ledger	Ledger Desc.	Description	Debit Amount	Credit Amount
977200	1/6/2015	VAR CHGE0800	MLS0100	MLS0100	4033006000	999	Fund Cash Account		25.00	
977268	1/6/2015	REVENUE0069	ARK0000	ARK0000	4099999900	120	DF&A Chargebacks			1,600.00
977268	1/6/2015	REVENUE0630	AGA0000	AGA0000	4012003000	999	Fund Cash Account		100.00	
977268	1/6/2015	REVENUE0630	AGA0000	AGA0000	4013006001	999	Fund Cash Account		1,500.00	
977275	1/6/2015	VAR CHGE0069	ARK0000	ARK0000	4099999900	122	Other Chargebacks			90.00
977275	1/6/2015	VAR CHGE0425	TSI4500	TSI4500	4031026000	999	Fund Cash Account		90.00	
Totals for: 1/6/2015							Count: 7		1,715.00	1,715.00
977734	1/7/2015	Var chg Cc0211	SBL0000	SBL0000	4041012000	999	Fund Cash Account			700.00
977734	1/7/2015	Var chg Cc0211	SBL0000	SBL0000	4032110000	999	Fund Cash Account		700.00	
978072	1/7/2015	NSF Check0069	ARK0000	ARK0000	4099999900	120	DF&A Chargebacks			29,504.32
978072	1/7/2015	NSF Check0610	AGA0000	AGA0000	4010005000	999	Fund Cash Account	008005709	3,811.61	
978072	1/7/2015	NSF Check0610	AGA0000	AGA0000	4010006000	999	Fund Cash Account	008005709	12,890.00	
978072	1/7/2015	NSF Check0610	AGA0000	AGA0000	4010007000	999	Fund Cash Account	008005709	1,383.70	
978072	1/7/2015	NSF Check0610	AGA0000	AGA0000	4010001001	999	Fund Cash Account	008005709	8,459.38	
978072	1/7/2015	NSF Check0610	AGA0000	AGA0000	4010000900	999	Fund Cash Account	008005709	2,959.63	
Totals for: 1/7/2015							Count: 8		30,204.32	30,204.32
979612	1/9/2015	VAR CHGE0069	ARK0000	ARK0000	4099999900	122	Other Chargebacks			2,951.90
979612	1/9/2015	VAR CHGE0520	NRS0001	NRS0001	4047009700	999	Fund Cash Account		227.78	
979612	1/9/2015	VAR CHGE0520	NRS0001	NRS0001	4049017000	999	Fund Cash Account		35.16	
979612	1/9/2015	VAR CHGE0710	PWP2500	PWP2500	4047099000	999	Fund Cash Account		40.00	
979612	1/9/2015	VAR CHGE0710	PWP2500	PWP2500	4047099000	999	Fund Cash Account		10.00	
979612	1/9/2015	VAR CHGE0710	PWP2500	PWP2500	4047099000	999	Fund Cash Account		30.00	
979612	1/9/2015	VAR CHGE0710	PWP2500	PWP2500	4047099000	999	Fund Cash Account		10.00	

Run Date: 6/30/2015
 Run Time: 4:21:06PM

Checks Charged Off Detail

Start Date: 7/1/2014 End Date: 6/30/2015

Page: 24
 User: 0

Jnl. Entry #	Trx. Date	Ref #	Agency	Fund	Rev Code	Ledger	Ledger Desc.	Description	Debit Amount	Credit Amount
979612	1/9/2015	VAR CHGE0710	PWP2500	4047099000	999	Fund Cash Account			10.00	
979612	1/9/2015	VAR CHGE0710	PWP2500	4047099000	999	Fund Cash Account			10.00	
979612	1/9/2015	VAR CHGE0710	PWP2500	4047099000	999	Fund Cash Account			10.00	
979612	1/9/2015	VAR CHGE0710	PWP5500	4050003000	999	Fund Cash Account			764.46	
979612	1/9/2015	VAR CHGE0960	SEF0100	4031005000	999	Fund Cash Account			51.00	
979612	1/9/2015	VAR CHGE0960	SMP0100	4031062000	999	Fund Cash Account			100.00	
979612	1/9/2015	VAR CHGE0960	SMP0500	4033002000	999	Fund Cash Account			250.00	
979612	1/9/2015	VAR CHGE0990	MJA0100	4031005000	999	Fund Cash Account			30.00	
979612	1/9/2015	VAR CHGE0212	NBE0000	4043002000	999	Fund Cash Account			70.00	
979612	1/9/2015	VAR CHGE0645	BAA2000	4042002000	999	Fund Cash Account			75.00	
979612	1/9/2015	VAR CHGE0645	BAA2000	4031079000	999	Fund Cash Account			100.00	
979612	1/9/2015	VAR CHGE0645	BAA2000	4031019000	999	Fund Cash Account			100.00	
979612	1/9/2015	VAR CHGE0645	BAA2000	4031017000	999	Fund Cash Account			50.00	
979612	1/9/2015	VAR CHGE0233	NEF0000	4041007000	999	Fund Cash Account			60.00	
979612	1/9/2015	VAR CHGE0224	NLC0000	4042002000	999	Fund Cash Account			800.00	
979612	1/9/2015	VAR CHGE0224	NLC0000	4043002000	999	Fund Cash Account			25.00	
979612	1/9/2015	VAR CHGE0995	SMH6700	4050004000	999	Fund Cash Account			50.00	
979612	1/9/2015	VAR CHGE0960	SEF0100	4041061000	999	Fund Cash Account			43.50	
Totals for: 1/9/2015							Count: 25		2,951.90	2,951.90
980431	1/13/2015	REVENUE0069	ARK0000	4099999900	120	DF&A Chargebacks				851.25
980431	1/13/2015	REVENUE0630	TAX0000	4040016000	999	Fund Cash Account			851.25	
Totals for: 1/13/2015							Count: 2		851.25	851.25
980803	1/14/2015	NSF Check0069	ARK0000	4099999900	120	DF&A Chargebacks				50,711.37

Run Date: 6/30/2015
 Run Time: 4:21:06PM

Checks Charged Off Detail

Start Date: 7/1/2014 End Date: 6/30/2015

Page: 25
 User: 0

Jnl. Entry #	Trx. Date	Ref #	Agency	Fund	Rev Code	Ledger	Ledger Desc.	Description	Debit Amount	Credit Amount
980803	1/14/2015	NSF Check0610	0610	AGA0000	4010005000	999	Fund Cash Account	008005720	7,980.72	
980803	1/14/2015	NSF Check0610	0610	AGA0000	4010006000	999	Fund Cash Account	008005720	11,250.00	
980803	1/14/2015	NSF Check0610	0610	AGA0000	4010007000	999	Fund Cash Account	008005720	332.22	
980803	1/14/2015	NSF Check0610	0610	AGA0000	4010001001	999	Fund Cash Account	008005720	30,105.07	
980803	1/14/2015	NSF Check0610	0610	AGA0000	4010000900	999	Fund Cash Account	008005720	1,043.36	
Totals for: 1/14/2015							Count: 6		50,711.37	50,711.37
981521	1/16/2015	PWP COR0710	0710	PWP2000	4047099000	999	Fund Cash Account		40.00	
981521	1/16/2015	PWP COR0710	0710	PWP2500	4047099000	999	Fund Cash Account			40.00
982050	1/16/2015	NSF Check0069	0069	ARK0000	4099999900	120	DF&A Chargebacks			4,126.69
982050	1/16/2015	NSF Check0610	0610	AGA0000	4010005000	999	Fund Cash Account	008005723	222.94	
982050	1/16/2015	NSF Check0610	0610	AGA0000	4010001001	999	Fund Cash Account	008005723	3,803.75	
982050	1/16/2015	NSF Check0610	0610	AGA0000	4010000900	999	Fund Cash Account	008005723	100.00	
Totals for: 1/16/2015							Count: 6		4,166.69	4,166.69
983044	1/21/2015	NSF Check0069	0069	ARK0000	4099999900	120	DF&A Chargebacks			3,910.14
983044	1/21/2015	NSF Check0610	0610	AGA0000	4010005000	999	Fund Cash Account	008005726	809.57	
983044	1/21/2015	NSF Check0610	0610	AGA0000	4010001001	999	Fund Cash Account	008005726	2,872.57	
983044	1/21/2015	NSF Check0610	0610	AGA0000	4010000900	999	Fund Cash Account	008005726	228.00	
Totals for: 1/21/2015							Count: 4		3,910.14	3,910.14
985090	1/23/2015	NSF Check0069	0069	ARK0000	4099999900	120	DF&A Chargebacks			5,398.17
985090	1/23/2015	NSF Check0610	0610	AGA0000	4010005000	999	Fund Cash Account	008005731	100.00	
985090	1/23/2015	NSF Check0610	0610	AGA0000	4010006000	999	Fund Cash Account	008005731	200.00	
985090	1/23/2015	NSF Check0610	0610	AGA0000	4010001001	999	Fund Cash Account	008005731	5,098.17	

Run Date: 6/30/2015
 Run Time: 4:21:06PM

Checks Charged Off Detail

Start Date: 7/1/2014 End Date: 6/30/2015

Page: 26
 User: 0

Jnl. Entry #	Trx. Date	Ref #	Agency	Fund	Rev Code	Ledger	Ledger Desc.	Description	Debit Amount	Credit Amount
Totals for: 1/23/2015							Count: 4		5,398.17	5,398.17
988694	2/4/2015	NSF Check0069	ARK0000	4099999900	120	DF&A Chargebacks				58,575.70
988694	2/4/2015	NSF Check0610	AGA0000	4010006000	999	Fund Cash Account	008005753		10,926.00	
988694	2/4/2015	NSF Check0610	AGA0000	4010007000	999	Fund Cash Account	008005753		1,667.25	
988694	2/4/2015	NSF Check0610	AGA0000	4010001001	999	Fund Cash Account	008005753		45,982.45	
Totals for: 2/4/2015							Count: 4		58,575.70	58,575.70
989917	2/5/2015	NSF Check0069	ARK0000	4099999900	120	DF&A Chargebacks				20,337.80
989917	2/5/2015	NSF Check0610	AGA0000	4010005000	999	Fund Cash Account	008005757		1,090.00	
989917	2/5/2015	NSF Check0610	AGA0000	4010006000	999	Fund Cash Account	008005757		7,760.00	
989917	2/5/2015	NSF Check0610	AGA0000	4010007000	999	Fund Cash Account	008005757		379.53	
989917	2/5/2015	NSF Check0610	AGA0000	4010001001	999	Fund Cash Account	008005757		10,208.27	
989917	2/5/2015	NSF Check0610	AGA0000	4010000900	999	Fund Cash Account	008005757		900.00	
Totals for: 2/5/2015							Count: 6		20,337.80	20,337.80
990946	2/10/2015	revenue ch0069	ARK0000	4099999900	122	Other Chargebacks				290.00
990946	2/10/2015	revenue ch0090	RRA0000	4033014000	999	Fund Cash Account			290.00	
990948	2/10/2015	revenue ch0069	ARK0000	4099999900	122	Other Chargebacks				10.00
990948	2/10/2015	revenue ch0080	SDG0000	4033009000	999	Fund Cash Account			10.00	
990950	2/10/2015	revenue ch0069	ARK0000	4099999900	122	Other Chargebacks				100.00
990950	2/10/2015	revenue ch0216	SCS0100	4031084000	999	Fund Cash Account			100.00	
Totals for: 2/10/2015							Count: 6		400.00	400.00
991503	2/11/2015	NSF Check0069	ARK0000	4099999900	120	DF&A Chargebacks				113,919.86
991503	2/11/2015	NSF Check0610	AGA0000	4010005000	999	Fund Cash Account	008005761		19,019.14	

Run Date: 6/30/2015
 Run Time: 4:21:06PM

Checks Charged Off Detail

Start Date: 7/1/2014 End Date: 6/30/2015

Page: 27
 User: 0

Jnl. Entry #	Trx. Date	Ref #	Agency	Fund	Rev Code	Ledger	Ledger Desc.	Description	Debit Amount	Credit Amount
991503	2/11/2015	NSF Check0610	AGA0000	AGA0000	4010007000	999	Fund Cash Account	008005761	1,734.57	
991503	2/11/2015	NSF Check0610	ARH0000	ARH0000	4040005000	999	Fund Cash Account	008005761	29.48	
991503	2/11/2015	NSF Check0610	AGA0000	AGA0000	4010001001	999	Fund Cash Account	008005761	92,851.84	
991503	2/11/2015	NSF Check0590	TCI0100	TCI0100	4043001000	999	Fund Cash Account	008005761	0.83	
991503	2/11/2015	NSF Check0610	AGA0000	AGA0000	4010000900	999	Fund Cash Account	008005761	239.00	
991503	2/11/2015	NSF Check0930	TTG0100	TTG0100	4021009001	999	Fund Cash Account	008005761	45.00	
991651	2/11/2015	revenue ch0069	ARK0000	ARK0000	4099999900	122	Other Chargebacks			150.00
991651	2/11/2015	revenue ch0390	TJW0100	TJW0100	4041028000	999	Fund Cash Account		50.00	
991651	2/11/2015	revenue ch0390	TJW0100	TJW0100	4041028000	999	Fund Cash Account		50.00	
991651	2/11/2015	revenue ch0390	TJW0100	TJW0100	4041028000	999	Fund Cash Account		50.00	
991663	2/11/2015	Correct Joi0069	ARK0000	ARK0000	4099999900	122	Other Chargebacks			418.00
991663	2/11/2015	Correct Joi0960	SEF0100	SEF0100	4031005000	999	Fund Cash Account		2.00	
991663	2/11/2015	Correct Joi0960	SEF0100	SEF0100	4031005000	999	Fund Cash Account		17.00	
991663	2/11/2015	Correct Joi0960	SMP0100	SMP0100	4031062000	999	Fund Cash Account		100.00	
991663	2/11/2015	Correct Joi0960	SMP0100	SMP0100	4031075000	999	Fund Cash Account		10.00	
991663	2/11/2015	Correct Joi0960	SMP0500	SMP0500	4033002000	999	Fund Cash Account		250.00	
991663	2/11/2015	Correct Joi0990	MJA0100	MJA0100	4031005000	999	Fund Cash Account		10.00	
991663	2/11/2015	Correct Joi0960	SEF0100	SEF0100	4041061000	999	Fund Cash Account		14.50	
991663	2/11/2015	Correct Joi0960	SEF0100	SEF0100	4041061000	999	Fund Cash Account		14.50	
Totals for: 2/11/2015							Count: 21		114,487.86	114,487.86
992102	2/12/2015	revenue ch0069	ARK0000	ARK0000	4099999900	122	Other Chargebacks			2,996.36
992102	2/12/2015	revenue ch0800	NDW0001	NDW0001	4046001000	999	Fund Cash Account		2,996.36	
992127	2/12/2015	revenue ch0069	ARK0000	ARK0000	4099999900	122	Other Chargebacks			455.00
992127	2/12/2015	revenue ch0248	NRE0001	NRE0001	4041007000	999	Fund Cash Account		60.00	

Run Date: 6/30/2015
 Run Time: 4:21:06PM

Checks Charged Off Detail

Start Date: 7/1/2014 End Date: 6/30/2015

Page: 28
 User: 0

Jnl. Entry #	Trx. Date	Ref #	Agency	Fund	Rev Code	Ledger	Ledger Desc.	Description	Debit Amount	Credit Amount
992127	2/12/2015	revenue ch0248		NRE0001	4041007000	999	Fund Cash Account		120.00	
992127	2/12/2015	revenue ch0248		NRE0001	4041007000	999	Fund Cash Account		80.00	
992127	2/12/2015	revenue ch0248		NRE0001	4041012000	999	Fund Cash Account		30.00	
992127	2/12/2015	revenue ch0248		NRE0001	4042002000	999	Fund Cash Account		20.00	
992127	2/12/2015	revenue ch0248		NRE0001	4042002000	999	Fund Cash Account		40.00	
992127	2/12/2015	revenue ch0248		NRE0001	4042002000	999	Fund Cash Account		30.00	
992127	2/12/2015	revenue ch0248		NRE0001	4043002000	999	Fund Cash Account		50.00	
992127	2/12/2015	revenue ch0248		NRE0002	4041028000	999	Fund Cash Account		25.00	
Totals for: 2/12/2015							Count: 12		3,451.36	3,451.36
992585	2/13/2015	REVENUE0069		ARK0000	4099999900	122	Other Chargebacks			50.00
992585	2/13/2015	REVENUE0224		NLC0000	4043002000	999	Fund Cash Account		25.00	
992585	2/13/2015	REVENUE0224		NLC0000	4043002000	999	Fund Cash Account		25.00	
992587	2/13/2015	REVENUE0069		ARK0000	4099999900	122	Other Chargebacks			363.92
992587	2/13/2015	REVENUE0710		PWD8600	4050001000	999	Fund Cash Account		253.34	
992587	2/13/2015	REVENUE0710		PWP2000	4047099000	999	Fund Cash Account		70.00	
992587	2/13/2015	REVENUE0710		PWP2500	4047099000	999	Fund Cash Account		10.00	
992587	2/13/2015	REVENUE0710		PWP2500	4047099000	999	Fund Cash Account		10.00	
992587	2/13/2015	REVENUE0710		PWP2500	4047099000	999	Fund Cash Account		10.00	
992587	2/13/2015	REVENUE0710		PWP2500	4047099000	999	Fund Cash Account		10.00	
992587	2/13/2015	REVENUE0710		PWP2500	2110007500	999	Fund Cash Account		0.58	
992147	2/13/2015	REVENUE0069		ARK0000	4099999900	122	Other Chargebacks			145.00
992147	2/13/2015	REVENUE0425		TSI4500	4031026000	999	Fund Cash Account		70.00	
992147	2/13/2015	REVENUE0425		TSI4500	4031026000	999	Fund Cash Account		75.00	

Run Date: 6/30/2015
 Run Time: 4:21:06PM

Checks Charged Off Detail

Start Date: 7/1/2014 End Date: 6/30/2015

Page: 29
 User: 0

Jnl. Entry #	Trx. Date	Ref #	Agency	Fund	Rev Code	Ledger	Ledger Desc.	Description	Debit Amount	Credit Amount
Totals for: 2/13/2015							Count: 14		558.92	558.92
992711	2/17/2015	Revenue C0069	ARK0000	ARK0000	4099999900	122	Other Chargebacks			532.00
992711	2/17/2015	Revenue C0645	BAA0100	BAA0100	4031065000	999	Fund Cash Account		20.00	
992711	2/17/2015	Revenue C0645	BAA0100	BAA0100	4031067000	999	Fund Cash Account		50.00	
992711	2/17/2015	Revenue C0645	BAA0100	BAA0100	4031072000	999	Fund Cash Account		50.00	
992711	2/17/2015	Revenue C0645	BAA0100	BAA0100	4033029000	999	Fund Cash Account		100.00	
992711	2/17/2015	Revenue C0645	BAA0100	BAA0100	4041028000	999	Fund Cash Account		22.00	
992711	2/17/2015	Revenue C0645	SHL0000	SHL0000	4033010000	999	Fund Cash Account		200.00	
992711	2/17/2015	Revenue C0645	SDI0000	SDI0000	4033005100	999	Fund Cash Account		90.00	
992713	2/17/2015	Revenue C0069	ARK0000	ARK0000	4099999900	122	Other Chargebacks			30.00
992713	2/17/2015	Revenue C0233	NEF0000	NEF0000	4041007000	999	Fund Cash Account		30.00	
992717	2/17/2015	Revenue C0069	ARK0000	ARK0000	4099999900	122	Other Chargebacks			57.50
992717	2/17/2015	Revenue C0080	SDG0000	SDG0000	4033009000	999	Fund Cash Account		20.00	
992717	2/17/2015	Revenue C0080	SDG0000	SDG0000	4033009000	999	Fund Cash Account		10.50	
992717	2/17/2015	Revenue C0080	SDG0000	SDG0000	4033009000	999	Fund Cash Account		15.50	
992717	2/17/2015	Revenue C0080	SDG0000	SDG0000	4033009000	999	Fund Cash Account		11.50	
Totals for: 2/17/2015							Count: 15		619.50	619.50
993370	2/18/2015	revenue ch0069	ARK0000	ARK0000	4099999900	122	Other Chargebacks			140.00
993370	2/18/2015	revenue ch0645	BAA2000	BAA2000	4031019000	999	Fund Cash Account		50.00	
993370	2/18/2015	revenue ch0645	BAA2000	BAA2000	4031017000	999	Fund Cash Account		25.00	
993370	2/18/2015	revenue ch0645	BAA2000	BAA2000	4031015000	999	Fund Cash Account		65.00	
993448	2/18/2015	REVENUE0069	ARK0000	ARK0000	4099999900	122	Other Chargebacks			34.00
993448	2/18/2015	REVENUE0090	RRA0000	RRA0000	4033014000	999	Fund Cash Account		34.00	

Run Date: 6/30/2015
 Run Time: 4:21:06PM

Checks Charged Off Detail

Start Date: 7/1/2014 End Date: 6/30/2015

Page: 30
 User: 0

Jnl. Entry #	Trx. Date	Ref #	Agency	Fund	Rev Code	Ledger	Ledger Desc.	Description	Debit Amount	Credit Amount
Totals for: 2/18/2015							Count: 6		174.00	174.00
994547	2/19/2015	Revenue C0069	ARK0000	ARK0000	4099999900	122	Other Chargebacks			25.00
994547	2/19/2015	Revenue C0224	NLC0000	NLC0000	4043002000	999	Fund Cash Account		25.00	
994569	2/19/2015	Revenue C0069	ARK0000	ARK0000	4099999900	122	Other Chargebacks			10.00
994569	2/19/2015	Revenue C0425	TSI4500	TSI4500	4031026000	999	Fund Cash Account		10.00	
994572	2/19/2015	Revenue C0069	ARK0000	ARK0000	4099999900	122	Other Chargebacks			840.00
994572	2/19/2015	Revenue C0400	SPS0101	SPS0101	4031055000	999	Fund Cash Account		125.00	
994572	2/19/2015	Revenue C0400	SPS0101	SPS0101	4031054000	999	Fund Cash Account		605.00	
994572	2/19/2015	Revenue C0400	SPS0101	SPS0101	4031082000	999	Fund Cash Account		52.00	
994572	2/19/2015	Revenue C0400	SIA0101	SIA0101	4031082000	999	Fund Cash Account		48.00	
994572	2/19/2015	Revenue C0400	SPS0101	SPS0101	4031011000	999	Fund Cash Account		5.00	
994572	2/19/2015	Revenue C0400	SPS0101	SPS0101	4031011000	999	Fund Cash Account		5.00	
994580	2/19/2015	Revenue C0069	ARK0000	ARK0000	4099999900	122	Other Chargebacks			10.00
994580	2/19/2015	Revenue C0520	NRS0001	NRS0001	4041002000	999	Fund Cash Account		10.00	
994584	2/19/2015	Revenue C0069	ARK0000	ARK0000	4099999900	122	Other Chargebacks			265.50
994584	2/19/2015	Revenue C0960	MJA0100	MJA0100	4031005000	999	Fund Cash Account		10.00	
994584	2/19/2015	Revenue C0960	MJA0100	MJA0100	4031005000	999	Fund Cash Account		10.00	
994584	2/19/2015	Revenue C0960	SEF0100	SEF0100	4031005000	999	Fund Cash Account		12.00	
994584	2/19/2015	Revenue C0960	SEF0100	SEF0100	4031005000	999	Fund Cash Account		2.00	
994584	2/19/2015	Revenue C0960	SEF0100	SEF0100	4031005000	999	Fund Cash Account		12.00	
994584	2/19/2015	Revenue C0960	SEF0100	SEF0100	4031005000	999	Fund Cash Account		2.00	
994584	2/19/2015	Revenue C0960	SMP0600	SMP0600	4033021000	999	Fund Cash Account		40.00	
994584	2/19/2015	Revenue C0960	SMP0600	SMP0600	4033021000	999	Fund Cash Account		150.00	
994584	2/19/2015	Revenue C0960	SEF0100	SEF0100	4041061000	999	Fund Cash Account		12.75	

Run Date: 6/30/2015
 Run Time: 4:21:06PM

Checks Charged Off Detail

Start Date: 7/1/2014 End Date: 6/30/2015

Page: 31
 User: 0

Jnl. Entry #	Trx. Date	Ref #	Agency	Fund	Rev Code	Ledger	Ledger Desc.	Description	Debit Amount	Credit Amount
994584	2/19/2015	Revenue	C0960	SEF0100	4041061000	999	Fund Cash Account		1.00	
994584	2/19/2015	Revenue	C0960	SEF0100	4041061000	999	Fund Cash Account		12.75	
994584	2/19/2015	Revenue	C0960	SEF0100	4041061000	999	Fund Cash Account		1.00	
Totals for: 2/19/2015							Count: 26		1,150.50	1,150.50
994717	2/20/2015	Revenue	C0069	ARK0000	4099999900	122	Other Chargebacks			383.50
994717	2/20/2015	Revenue	C0645	BAA0100	4031065000	999	Fund Cash Account		20.00	
994717	2/20/2015	Revenue	C0645	BAA0100	4031072000	999	Fund Cash Account		65.00	
994717	2/20/2015	Revenue	C0645	BAA0100	4031072000	999	Fund Cash Account		260.00	
994717	2/20/2015	Revenue	C0645	BAA0100	4041028000	999	Fund Cash Account		22.00	
994717	2/20/2015	Revenue	C0645	BAA0100	4041028000	999	Fund Cash Account		16.50	
Totals for: 2/20/2015							Count: 6		383.50	383.50
995843	2/24/2015	Revenue	C0069	ARK0000	4099999900	122	Other Chargebacks			139.75
995843	2/24/2015	Revenue	C0960	MJA0100	4031005000	999	Fund Cash Account		10.00	
995843	2/24/2015	Revenue	C0960	SEF0100	4031005000	999	Fund Cash Account		15.00	
995843	2/24/2015	Revenue	C0960	SEF0100	4031005000	999	Fund Cash Account		2.00	
995843	2/24/2015	Revenue	C0960	SMP0100	4033021000	999	Fund Cash Account		100.00	
995843	2/24/2015	Revenue	C0960	SEF0100	4041061000	999	Fund Cash Account		12.75	
995887	2/24/2015	Revenue	C0069	ARK0000	4099999900	122	Other Chargebacks			77.75
995887	2/24/2015	Revenue	C0960	MJA0100	4031005000	999	Fund Cash Account		10.00	
995887	2/24/2015	Revenue	C0960	SEF0100	4031005000	999	Fund Cash Account		12.00	
995887	2/24/2015	Revenue	C0960	SEF0100	4031005000	999	Fund Cash Account		2.00	
995887	2/24/2015	Revenue	C0960	SMP0600	4033021000	999	Fund Cash Account		40.00	
995887	2/24/2015	Revenue	C0960	SEF0100	4041061000	999	Fund Cash Account		12.75	

Run Date: 6/30/2015
 Run Time: 4:21:06PM

Checks Charged Off Detail

Start Date: 7/1/2014 End Date: 6/30/2015

Page: 32
 User: 0

Jnl. Entry #	Trx. Date	Ref #	Agency	Fund	Rev Code	Ledger	Ledger Desc.	Description	Debit Amount	Credit Amount
995887	2/24/2015	Revenue	C0960	SEF0100	4041061000	999	Fund Cash Account		1.00	
995890	2/24/2015	Revenue	C0069	ARK0000	4099999900	122	Other Chargebacks			77.75
995890	2/24/2015	Revenue	C0960	MJA0100	4031005000	999	Fund Cash Account		10.00	
995890	2/24/2015	Revenue	C0960	SEF0100	4031005000	999	Fund Cash Account		12.00	
995890	2/24/2015	Revenue	C0960	SEF0100	4031005000	999	Fund Cash Account		2.00	
995890	2/24/2015	Revenue	C0960	SMP0600	4033021000	999	Fund Cash Account		40.00	
995890	2/24/2015	Revenue	C0960	SEF0100	4041061000	999	Fund Cash Account		12.75	
995890	2/24/2015	Revenue	C0960	SEF0100	4041061000	999	Fund Cash Account		1.00	
995912	2/24/2015	Revenue	C0069	ARK0000	4099999900	122	Other Chargebacks			139.75
995912	2/24/2015	Revenue	C0960	MJA0100	4031005000	999	Fund Cash Account		10.00	
995912	2/24/2015	Revenue	C0960	SEF0100	4031005000	999	Fund Cash Account		15.00	
995912	2/24/2015	Revenue	C0960	SEF0100	4031005000	999	Fund Cash Account		2.00	
995912	2/24/2015	Revenue	C0960	SMP0100	4033021000	999	Fund Cash Account		100.00	
995912	2/24/2015	Revenue	C0960	SEF0100	4041061000	999	Fund Cash Account		12.75	
995909	2/24/2015	Revenue	C0069	ARK0000	4099999900	122	Other Chargebacks			30.00
995909	2/24/2015	Revenue	C0248	NRE0001	4041012000	999	Fund Cash Account		30.00	
Totals for: 2/24/2015								Count: 28	465.00	465.00
996209	2/25/2015	Revenue	C0069	ARK0000	4099999900	122	Other Chargebacks			25.00
996209	2/25/2015	Revenue	C0224	NLC0000	4043002000	999	Fund Cash Account		25.00	
996211	2/25/2015	Revenue	C0069	ARK0000	4099999900	120	DF&A Chargebacks			20.00
996211	2/25/2015	Revenue	C0630	AGA0000	4013004000	999	Fund Cash Account		20.00	
Totals for: 2/25/2015								Count: 4	45.00	45.00
996609	2/26/2015	NSF Check	C0069	ARK0000	4099999900	120	DF&A Chargebacks			73,434.35

Run Date: 6/30/2015
 Run Time: 4:21:06PM

Checks Charged Off Detail

Start Date: 7/1/2014 End Date: 6/30/2015

Page: 33
 User: 0

Jnl. Entry #	Trx. Date	Ref #	Agency	Fund	Rev Code	Ledger	Ledger Desc.	Description	Debit Amount	Credit Amount
996609	2/26/2015	NSF Check0610	AGA0000	AGA0000	4010005000	999	Fund Cash Account	008005778	21,556.42	
996609	2/26/2015	NSF Check0610	AGA0000	AGA0000	4010006000	999	Fund Cash Account	008005778	3,000.00	
996609	2/26/2015	NSF Check0610	AGA0000	AGA0000	4010007000	999	Fund Cash Account	008005778	5,068.93	
996609	2/26/2015	NSF Check0610	AGA0000	AGA0000	4010001001	999	Fund Cash Account	008005778	43,044.44	
996609	2/26/2015	NSF Check0610	AGA0000	AGA0000	4010000900	999	Fund Cash Account	008005778	764.56	
Totals for: 2/26/2015							Count: 6		73,434.35	73,434.35
996711	2/27/2015	REV CHAF0960	SMP0100	SMP0100	4031062000	999	Fund Cash Account		100.00	
996711	2/27/2015	REV CHAF0960	SMP0100	SMP0100	4031062000	999	Fund Cash Account		100.00	
996711	2/27/2015	REV CHAF0960	SMP0100	SMP0100	4033021000	999	Fund Cash Account			100.00
996711	2/27/2015	REV CHAF0960	SMP0100	SMP0100	4033021000	999	Fund Cash Account			100.00
Totals for: 2/27/2015							Count: 4		200.00	200.00
1000800	3/10/2015	revenue ch0069	ARK0000	ARK0000	4099999900	122	Other Chargebacks			50.00
1000800	3/10/2015	revenue ch0710	PWP2500	PWP2500	4047099000	999	Fund Cash Account		10.00	
1000800	3/10/2015	revenue ch0710	PWP2500	PWP2500	4047099000	999	Fund Cash Account		10.00	
1000800	3/10/2015	revenue ch0710	PWP2500	PWP2500	4047099000	999	Fund Cash Account		10.00	
1000800	3/10/2015	revenue ch0710	PWP2500	PWP2500	4047099000	999	Fund Cash Account		10.00	
1000800	3/10/2015	revenue ch0710	PWP2500	PWP2500	4047099000	999	Fund Cash Account		10.00	
1000801	3/10/2015	revenue ch0069	ARK0000	ARK0000	4099999900	122	Other Chargebacks			815.00
1000801	3/10/2015	revenue ch0645	BAA0100	BAA0100	4031068000	999	Fund Cash Account		35.00	
1000801	3/10/2015	revenue ch0645	BAA0100	BAA0100	4031068000	999	Fund Cash Account		35.00	
1000801	3/10/2015	revenue ch0645	SHA0000	SHA0000	4033028000	999	Fund Cash Account		230.00	
1000801	3/10/2015	revenue ch0645	SHL0000	SHL0000	4033010000	999	Fund Cash Account		205.00	
1000801	3/10/2015	revenue ch0645	SHL0000	SHL0000	4033010000	999	Fund Cash Account		80.00	

Run Date: 6/30/2015
 Run Time: 4:21:06PM

Checks Charged Off Detail

Start Date: 7/1/2014 End Date: 6/30/2015

Page: 34
 User: 0

Jnl. Entry #	Trx. Date	Ref #	Agency	Fund	Rev Code	Ledger	Ledger Desc.	Description	Debit Amount	Credit Amount
1000801	3/10/2015	revenue ch0645	SHL0000	SHL0000	4033010000	999	Fund Cash Account		25.00	
1000801	3/10/2015	revenue ch0645	SHL0000	SHL0000	4033010000	999	Fund Cash Account		205.00	
Totals for: 3/10/2015							Count: 14		865.00	865.00
1001083	3/11/2015	NSF Check0069	ARK0000	ARK0000	4099999900	120	DF&A Chargebacks			41,953.69
1001083	3/11/2015	NSF Check0610	AGA0000	AGA0000	4010005000	999	Fund Cash Account	008005791	4,265.21	
1001083	3/11/2015	NSF Check0610	AGA0000	AGA0000	4010007000	999	Fund Cash Account	008005791	1,508.60	
1001083	3/11/2015	NSF Check0610	AGA0000	AGA0000	4010001001	999	Fund Cash Account	008005791	35,703.93	
1001083	3/11/2015	NSF Check0610	AGA0000	AGA0000	4010000900	999	Fund Cash Account	008005791	475.95	
Totals for: 3/11/2015							Count: 5		41,953.69	41,953.69
1002638	3/16/2015	revenue ch0069	ARK0000	ARK0000	4099999900	122	Other Chargebacks			150.00
1002638	3/16/2015	revenue ch0645	BAA2000	BAA2000	4031019000	999	Fund Cash Account		50.00	
1002638	3/16/2015	revenue ch0645	BAA2000	BAA2000	4031019000	999	Fund Cash Account		50.00	
1002638	3/16/2015	revenue ch0645	BAA2000	BAA2000	4031017000	999	Fund Cash Account		25.00	
1002638	3/16/2015	revenue ch0645	BAA2000	BAA2000	4031017000	999	Fund Cash Account		25.00	
Totals for: 3/16/2015							Count: 5		150.00	150.00
1003112	3/17/2015	REVENUE0069	ARK0000	ARK0000	4099999900	120	DF&A Chargebacks			12.00
1003112	3/17/2015	REVENUE0630	TAX0000	TAX0000	4040016000	999	Fund Cash Account		12.00	
Totals for: 3/17/2015							Count: 2		12.00	12.00
1003514	3/18/2015	NSF Check0069	ARK0000	ARK0000	4099999900	120	DF&A Chargebacks			78,609.63
1003514	3/18/2015	NSF Check0610	AGA0000	AGA0000	4010005000	999	Fund Cash Account	008005799	15,215.00	
1003514	3/18/2015	NSF Check0610	AGA0000	AGA0000	4010006000	999	Fund Cash Account	008005799	1,325.00	
1003514	3/18/2015	NSF Check0610	AGA0000	AGA0000	4010007000	999	Fund Cash Account	008005799	2,242.85	

Run Date: 6/30/2015
 Run Time: 4:21:06PM

Checks Charged Off Detail

Start Date: 7/1/2014 End Date: 6/30/2015

Page: 35
 User: 0

Jnl. Entry #	Trx. Date	Ref #	Agency	Fund	Rev Code	Ledger	Ledger Desc.	Description	Debit Amount	Credit Amount
1003514	3/18/2015	NSF Check0610	AGA0000	AGA0000	4010001001	999	Fund Cash Account	008005799	39,592.04	
1003514	3/18/2015	NSF Check0610	AGA0000	AGA0000	4010000900	999	Fund Cash Account	008005799	20,234.74	
Totals for: 3/18/2015							Count: 6		78,609.63	78,609.63
1005390	3/20/2015	Various Ch0069	ARK0000	ARK0000	4099999900	122	Other Chargebacks			610.00
1005390	3/20/2015	Various Ch0215	NBF0000	NBF0000	4041011000	999	Fund Cash Account		10.00	
1005390	3/20/2015	Various Ch0215	NBF0000	NBF0000	4041012000	999	Fund Cash Account		600.00	
1005391	3/20/2015	Various Ch0069	ARK0000	ARK0000	4099999900	122	Other Chargebacks			359.00
1005391	3/20/2015	Various Ch0960	SEF0100	SEF0100	4031005000	999	Fund Cash Account		30.00	
1005391	3/20/2015	Various Ch0960	SEF0100	SEF0100	4031005000	999	Fund Cash Account		4.00	
1005391	3/20/2015	Various Ch0960	SEF0100	SEF0100	4031005000	999	Fund Cash Account		30.00	
1005391	3/20/2015	Various Ch0960	SEF0100	SEF0100	4031005000	999	Fund Cash Account		4.00	
1005391	3/20/2015	Various Ch0960	SMP0100	SMP0100	4031062000	999	Fund Cash Account		200.00	
1005391	3/20/2015	Various Ch0990	MJA0100	MJA0100	4031005000	999	Fund Cash Account		20.00	
1005391	3/20/2015	Various Ch0990	MJA0100	MJA0100	4031005000	999	Fund Cash Account		20.00	
1005391	3/20/2015	Various Ch0960	SEF0100	SEF0100	4041061000	999	Fund Cash Account		25.50	
1005391	3/20/2015	Various Ch0960	SEF0100	SEF0100	4041061000	999	Fund Cash Account		25.50	
Totals for: 3/20/2015							Count: 13		969.00	969.00
1005925	3/23/2015	REVENUE0069	ARK0000	ARK0000	4099999900	120	DF&A Chargebacks			20.00
1005925	3/23/2015	REVENUE0630	TAX0000	TAX0000	4040016000	999	Fund Cash Account		20.00	
Totals for: 3/23/2015							Count: 2		20.00	20.00
1006334	3/24/2015	NSF Check0069	ARK0000	ARK0000	4099999900	120	DF&A Chargebacks			11,704.00
1006334	3/24/2015	NSF Check0610	AGA0000	AGA0000	4010005000	999	Fund Cash Account	008005806	1,083.00	
1006334	3/24/2015	NSF Check0610	AGA0000	AGA0000	4010007000	999	Fund Cash Account	008005806	1,544.26	

Run Date: 6/30/2015
 Run Time: 4:21:06PM

Checks Charged Off Detail

Start Date: 7/1/2014 End Date: 6/30/2015

Page: 36
 User: 0

Jnl. Entry #	Trx. Date	Ref #	Agency	Fund	Rev Code	Ledger	Ledger Desc.	Description	Debit Amount	Credit Amount
1006334	3/24/2015	NSF Check0610	AGA0000	AGA0000	4010001001	999	Fund Cash Account	008005806	8,176.74	
1006334	3/24/2015	NSF Check0610	ARH0000	ARH0000	4040005001	999	Fund Cash Account	008005806	800.00	
1006334	3/24/2015	NSF Check0610	AGA0000	AGA0000	4010000900	999	Fund Cash Account	008005806	100.00	
Totals for: 3/24/2015							Count: 6		11,704.00	11,704.00
1011711	4/7/2015	REVENUE0069	ARK0000	ARK0000	4099999900	120	DF&A Chargebacks			621.00
1011711	4/7/2015	REVENUE0630	TAX0000	TAX0000	4040016000	999	Fund Cash Account		571.00	
1011711	4/7/2015	REVENUE0630	AGA0000	AGA0000	4013006001	999	Fund Cash Account		50.00	
1011834	4/7/2015	Various Ch0069	ARK0000	ARK0000	4099999900	122	Other Chargebacks			35.00
1011834	4/7/2015	Various Ch0080	SDG0000	SDG0000	4033009000	999	Fund Cash Account		35.00	
1011836	4/7/2015	Various Ch0069	ARK0000	ARK0000	4099999900	122	Other Chargebacks			170.00
1011836	4/7/2015	Various Ch0995	SMH0100	SMH0100	4031074000	999	Fund Cash Account		50.00	
1011836	4/7/2015	Various Ch0995	SMH0100	SMH0100	4031074000	999	Fund Cash Account		60.00	
1011836	4/7/2015	Various Ch0995	SMH0100	SMH0100	4031074000	999	Fund Cash Account		60.00	
1011838	4/7/2015	Various Ch0069	ARK0000	ARK0000	4099999900	122	Other Chargebacks			65.00
1011838	4/7/2015	Various Ch0212	NBE0000	NBE0000	4041007000	999	Fund Cash Account		65.00	
Totals for: 4/7/2015							Count: 11		891.00	891.00
1012112	4/8/2015	NSF Check0069	ARK0000	ARK0000	4099999900	120	DF&A Chargebacks			98,859.67
1012112	4/8/2015	NSF Check0610	AGA0000	AGA0000	4010005000	999	Fund Cash Account	008005825	7,579.50	
1012112	4/8/2015	NSF Check0610	AGA0000	AGA0000	4010007000	999	Fund Cash Account	008005825	2,453.36	
1012112	4/8/2015	NSF Check0610	AGA0000	AGA0000	4010001001	999	Fund Cash Account	008005825	83,857.81	
1012112	4/8/2015	NSF Check0400	SDF0101	SDF0101	4020014000	999	Fund Cash Account	008005825	4,869.00	
1012112	4/8/2015	NSF Check0610	AGA0000	AGA0000	4010000900	999	Fund Cash Account	008005825	100.00	
1012205	4/8/2015	various cha0069	ARK0000	ARK0000	4099999900	122	Other Chargebacks			125.00

Run Date: 6/30/2015
 Run Time: 4:21:06PM

Checks Charged Off Detail

Start Date: 7/1/2014 End Date: 6/30/2015

Page: 37
 User: 0

Jnl. Entry #	Trx. Date	Ref #	Agency	Fund	Rev Code	Ledger	Ledger Desc.	Description	Debit Amount	Credit Amount
1012205	4/8/2015	various ch	0298	SXV0100	4031038000	999	Fund Cash Account		25.00	
1012205	4/8/2015	various ch	0298	SXV0100	4031038000	999	Fund Cash Account		100.00	
1011846	4/8/2015	various ch	0069	ARK0000	4099999900	122	Other Chargebacks			1,011.49
1011846	4/8/2015	various ch	0390	TDP0100	4040015000	999	Fund Cash Account		419.27	
1011846	4/8/2015	various ch	0390	TJW0100	4040015000	999	Fund Cash Account		392.22	
1011846	4/8/2015	various ch	0390	TJW0100	4041028000	999	Fund Cash Account		50.00	
1011846	4/8/2015	various ch	0390	TJW0100	4041028000	999	Fund Cash Account		50.00	
1011846	4/8/2015	various ch	0390	TJW0100	4042002000	999	Fund Cash Account		100.00	
Totals for: 4/8/2015							Count: 15		99,996.16	99,996.16
1013126	4/10/2015	VARIOUS	0069	ARK0000	4099999900	122	Other Chargebacks			100.00
1013126	4/10/2015	VARIOUS	0248	NRE0001	4042001000	999	Fund Cash Account		100.00	
Totals for: 4/10/2015							Count: 2		100.00	100.00
1014028	4/14/2015	revenue ch	0069	ARK0000	4099999900	122	Other Chargebacks			46,825.48
1014028	4/14/2015	revenue ch	0425	ARH0100	4040008000	999	Fund Cash Account		6,455.65	
1014028	4/14/2015	revenue ch	0425	ARH0200	4040009000	999	Fund Cash Account		40,202.83	
1014028	4/14/2015	revenue ch	0425	TSI4500	4031026000	999	Fund Cash Account		75.00	
1014028	4/14/2015	revenue ch	0425	TSI4500	4031026000	999	Fund Cash Account		70.00	
1014028	4/14/2015	revenue ch	0425	NDD0003	4041028000	999	Fund Cash Account		22.00	
Totals for: 4/14/2015							Count: 6		46,825.48	46,825.48
1014415	4/15/2015	NSF Check	0069	ARK0000	4099999900	120	DF&A Chargebacks			31,743.68
1014415	4/15/2015	NSF Check	0610	AGA0000	4010005000	999	Fund Cash Account	008005831	9,776.00	
1014415	4/15/2015	NSF Check	0610	AGA0000	4010006000	999	Fund Cash Account	008005831	1,036.00	
1014415	4/15/2015	NSF Check	0610	AGA0000	4010007000	999	Fund Cash Account	008005831	18,584.84	

Run Date: 6/30/2015
 Run Time: 4:21:06PM

Checks Charged Off Detail

Start Date: 7/1/2014 End Date: 6/30/2015

Page: 38
 User: 0

Jnl. Entry #	Trx. Date	Ref #	Agency	Fund	Rev Code	Ledger	Ledger Desc.	Description	Debit Amount	Credit Amount
1014415	4/15/2015	NSF Check	0610	AGA0000	4010001001	999	Fund Cash Account	008005831	2,346.84	
Totals for: 4/15/2015							Count: 5		31,743.68	31,743.68
1014503	4/16/2015	VARIOUS	0069	ARK0000	4099999900	122	Other Chargebacks			50.00
1014503	4/16/2015	VARIOUS	0800	MLS0200	4033027000	999	Fund Cash Account		25.00	
1014503	4/16/2015	VARIOUS	0800	MLS0200	4033027000	999	Fund Cash Account		25.00	
Totals for: 4/16/2015							Count: 3		50.00	50.00
1016174	4/17/2015	various ch	0069	ARK0000	4099999900	122	Other Chargebacks			230.00
1016174	4/17/2015	various ch	0710	PWP2500	4047099000	999	Fund Cash Account		10.00	
1016174	4/17/2015	various ch	0710	PWP2500	4047099000	999	Fund Cash Account		10.00	
1016174	4/17/2015	various ch	0710	PWP2500	4047099000	999	Fund Cash Account		10.00	
1016174	4/17/2015	various ch	0710	PWP2500	4047099000	999	Fund Cash Account		10.00	
1016174	4/17/2015	various ch	0710	PWP2500	4047099000	999	Fund Cash Account		10.00	
1016174	4/17/2015	various ch	0710	PWP4000	4048001000	999	Fund Cash Account		180.00	
Totals for: 4/17/2015							Count: 7		230.00	230.00
1017242	4/21/2015	revenue ch	0069	ARK0000	4099999900	120	DF&A Chargebacks			711.05
1017242	4/21/2015	revenue ch	0630	RRA0000	4020011000	999	Fund Cash Account		660.05	
1017242	4/21/2015	revenue ch	0630	TAX0000	4040016000	999	Fund Cash Account		51.00	
1017300	4/21/2015	various ch	0069	ARK0000	4099999900	122	Other Chargebacks			182.85
1017300	4/21/2015	various ch	0216	TCS0100	4041028000	999	Fund Cash Account		182.85	
1017301	4/21/2015	various ch	0069	ARK0000	4099999900	122	Other Chargebacks			125.00
1017301	4/21/2015	various ch	0224	NLC0000	4043002000	999	Fund Cash Account		100.00	
1017301	4/21/2015	various ch	0224	NLC0000	4043002000	999	Fund Cash Account		25.00	

Run Date: 6/30/2015
 Run Time: 4:21:06PM

Checks Charged Off Detail

Start Date: 7/1/2014 End Date: 6/30/2015

Page: 39
 User: 0

Jnl. Entry #	Trx. Date	Ref #	Agency	Fund	Rev Code	Ledger	Ledger Desc.	Description	Debit Amount	Credit Amount
Totals for: 4/21/2015							Count: 8		1,018.90	1,018.90
1017597	4/22/2015	NSF Check0069	ARK0000	4099999900	120	DF&A Chargebacks				25,949.03
1017597	4/22/2015	NSF Check0610	AGA0000	4010005000	999	Fund Cash Account	008005840		14,459.66	
1017597	4/22/2015	NSF Check0610	AGA0000	4010006000	999	Fund Cash Account	008005840		4,500.00	
1017597	4/22/2015	NSF Check0610	AGA0000	4010007000	999	Fund Cash Account	008005840		40.29	
1017597	4/22/2015	NSF Check0610	AGA0000	4010001001	999	Fund Cash Account	008005840		6,796.40	
1017597	4/22/2015	NSF Check0610	AGA0000	4010000900	999	Fund Cash Account	008005840		152.68	
Totals for: 4/22/2015							Count: 6		25,949.03	25,949.03
1018137	4/23/2015	various ch20069	ARK0000	4099999900	122	Other Chargebacks				1,598.00
1018137	4/23/2015	various ch20960	SEF0100	4031005000	999	Fund Cash Account			138.00	
1018137	4/23/2015	various ch20960	SEF0100	4047099000	999	Fund Cash Account			0.25	
1018137	4/23/2015	various ch20960	SMP0100	4031062000	999	Fund Cash Account			300.00	
1018137	4/23/2015	various ch20960	SMP0100	4031075000	999	Fund Cash Account			490.00	
1018137	4/23/2015	various ch20960	SMP0600	4033021000	999	Fund Cash Account			460.00	
1018137	4/23/2015	various ch20990	MJA0100	4031005000	999	Fund Cash Account			90.00	
1018137	4/23/2015	various ch20960	SEF0100	4041061000	999	Fund Cash Account			119.75	
Totals for: 4/23/2015							Count: 8		1,598.00	1,598.00
1019274	4/28/2015	REVENUE0069	ARK0000	4099999900	120	DF&A Chargebacks				24.00
1019274	4/28/2015	REVENUE0630	TAX0000	4040016000	999	Fund Cash Account			24.00	
Totals for: 4/28/2015							Count: 2		24.00	24.00
1019751	4/29/2015	NSF Check0069	ARK0000	4099999900	120	DF&A Chargebacks				107,710.25
1019751	4/29/2015	NSF Check0610	AGA0000	4010005000	999	Fund Cash Account	008005846		73,782.46	

Run Date: 6/30/2015
 Run Time: 4:21:06PM

Checks Charged Off Detail

Start Date: 7/1/2014 End Date: 6/30/2015

Page: 40
 User: 0

Jnl. Entry #	Trx. Date	Ref #	Agency	Fund	Rev Code	Ledger	Ledger Desc.	Description	Debit Amount	Credit Amount
1019751	4/29/2015	NSF Check0610	0610	AGA0000	4010006000	999	Fund Cash Account	008005846	5,672.00	
1019751	4/29/2015	NSF Check0610	0610	AGA0000	4010007000	999	Fund Cash Account	008005846	1,537.34	
1019751	4/29/2015	NSF Check0610	0610	AGA0000	4010001001	999	Fund Cash Account	008005846	5,893.45	
1019751	4/29/2015	NSF Check0610	0610	AGA0000	4010005001	999	Fund Cash Account	008005846	20,400.00	
1019751	4/29/2015	NSF Check0610	0610	AGA0000	4010000900	999	Fund Cash Account	008005846	425.00	
Totals for: 4/29/2015							Count: 7		107,710.25	107,710.25
1022377	5/5/2015	REVENUE0069	0069	ARK0000	4099999900	120	DF&A Chargebacks			362.00
1022377	5/5/2015	REVENUE0630	0630	TAX0000	4040016000	999	Fund Cash Account		12.00	
1022377	5/5/2015	REVENUE0630	0630	AGA0000	4013006001	999	Fund Cash Account		350.00	
Totals for: 5/5/2015							Count: 3		362.00	362.00
1022740	5/6/2015	NSF Check0069	0069	ARK0000	4099999900	120	DF&A Chargebacks			148,582.74
1022740	5/6/2015	NSF Check0610	0610	AGA0000	4010005000	999	Fund Cash Account	008005855	69,490.00	
1022740	5/6/2015	NSF Check0610	0610	AGA0000	4010006000	999	Fund Cash Account	008005855	43,585.00	
1022740	5/6/2015	NSF Check0610	0610	AGA0000	4010007000	999	Fund Cash Account	008005855	8,313.03	
1022740	5/6/2015	NSF Check0610	0610	AGA0000	4010001001	999	Fund Cash Account	008005855	15,383.20	
1022740	5/6/2015	NSF Check0610	0610	AGA0000	4010005001	999	Fund Cash Account	008005855	10,782.00	
1022740	5/6/2015	NSF Check0610	0610	AGA0000	4010000900	999	Fund Cash Account	008005855	1,029.51	
1022810	5/6/2015	various ch20069	0069	ARK0000	4099999900	122	Other Chargebacks			710.00
1022810	5/6/2015	various ch20645	0645	BAA0100	4031067000	999	Fund Cash Account		100.00	
1022810	5/6/2015	various ch20645	0645	BAA0100	4033029000	999	Fund Cash Account		100.00	
1022810	5/6/2015	various ch20645	0645	BAA0100	4033029000	999	Fund Cash Account		150.00	
1022810	5/6/2015	various ch20645	0645	BAA0100	4041028000	999	Fund Cash Account		75.00	
1022810	5/6/2015	various ch20645	0645	SHL0000	4033010000	999	Fund Cash Account		75.00	

Run Date: 6/30/2015
 Run Time: 4:21:06PM

Checks Charged Off Detail

Start Date: 7/1/2014 End Date: 6/30/2015

Page: 41
 User: 0

Jnl. Entry #	Trx. Date	Ref #	Agency	Fund	Rev Code	Ledger	Ledger Desc.	Description	Debit Amount	Credit Amount
1022810	5/6/2015	various ch	0645	SHL0000	4033010000	999	Fund Cash Account		210.00	
1022813	5/6/2015	various ch	0069	ARK0000	4099999900	122	Other Chargebacks			470.00
1022813	5/6/2015	various ch	0645	BAA2000	4042002000	999	Fund Cash Account		100.00	
1022813	5/6/2015	various ch	0645	BAA2000	4042002000	999	Fund Cash Account		50.00	
1022813	5/6/2015	various ch	0645	BAA2000	4031079000	999	Fund Cash Account		150.00	
1022813	5/6/2015	various ch	0645	BAA2000	4031018000	999	Fund Cash Account		150.00	
1022813	5/6/2015	various ch	0645	BAA2000	4031016000	999	Fund Cash Account		20.00	
1022804	5/6/2015	Various ch	0069	ARK0000	4099999900	122	Other Chargebacks			265.00
1022804	5/6/2015	Various ch	0610	MPH0000	4048003000	999	Fund Cash Account		265.00	
1022808	5/6/2015	various ch	0069	ARK0000	4099999900	122	Other Chargebacks			38.74
1022808	5/6/2015	various ch	0975	HMD0100	4050003000	999	Fund Cash Account		19.37	
1022808	5/6/2015	various ch	0975	FMF0300	4050003000	999	Fund Cash Account		19.37	
Totals for: 5/6/2015							Count: 25		150,066.48	150,066.48
1023666	5/8/2015	NSF Check	0069	ARK0000	4099999900	120	DF&A Chargebacks			31,551.91
1023666	5/8/2015	NSF Check	0610	AGA0000	4010005000	999	Fund Cash Account	008005871	4,962.00	
1023666	5/8/2015	NSF Check	0610	AGA0000	4010006000	999	Fund Cash Account	008005871	300.00	
1023666	5/8/2015	NSF Check	0610	AGA0000	4010007000	999	Fund Cash Account	008005871	2,573.86	
1023666	5/8/2015	NSF Check	0610	AGA0000	4010001001	999	Fund Cash Account	008005871	16,448.00	
1023666	5/8/2015	NSF Check	0610	AGA0000	4010005001	999	Fund Cash Account	008005871	7,000.00	
1023666	5/8/2015	NSF Check	0610	AGA0000	4010000900	999	Fund Cash Account	008005871	268.05	
Totals for: 5/8/2015							Count: 7		31,551.91	31,551.91
1024571	5/12/2015	revenue ch	0069	ARK0000	4099999900	120	DF&A Chargebacks			12.00
1024571	5/12/2015	revenue ch	0630	TAX0000	4040016000	999	Fund Cash Account		12.00	

Run Date: 6/30/2015
 Run Time: 4:21:06PM

Checks Charged Off Detail

Start Date: 7/1/2014 End Date: 6/30/2015

Page: 42
 User: 0

Jnl. Entry #	Trx. Date	Ref #	Agency	Fund	Rev Code	Ledger	Ledger Desc.	Description	Debit Amount	Credit Amount
Totals for: 5/12/2015							Count: 2		12.00	12.00
1024941	5/13/2015	NSF Check0069	ARK0000	4099999900	120	DF&A Chargebacks				22,981.74
1024941	5/13/2015	NSF Check0610	AGA0000	4010005000	999	Fund Cash Account	008005874		7,056.74	
1024941	5/13/2015	NSF Check0610	AGA0000	4010001001	999	Fund Cash Account	008005874		10,821.00	
1024941	5/13/2015	NSF Check0610	AGA0000	4010005001	999	Fund Cash Account	008005874		354.00	
1024941	5/13/2015	NSF Check0610	AGA0000	4010000900	999	Fund Cash Account	008005874		4,750.00	
1024991	5/13/2015	VARIOUS 0069	ARK0000	4099999900	122	Other Chargebacks				30.00
1024991	5/13/2015	VARIOUS 0248	NRE0001	4041012000	999	Fund Cash Account			30.00	
Totals for: 5/13/2015							Count: 7		23,011.74	23,011.74
1028224	5/19/2015	REVENUE0069	ARK0000	4099999900	120	DF&A Chargebacks				426.00
1028224	5/19/2015	REVENUE0630	TAX0000	4040016000	999	Fund Cash Account			426.00	
Totals for: 5/19/2015							Count: 2		426.00	426.00
1028600	5/20/2015	NSF Check0069	ARK0000	4099999900	120	DF&A Chargebacks				140,676.04
1028600	5/20/2015	NSF Check0610	AGA0000	4010005000	999	Fund Cash Account	008005884		109,018.72	
1028600	5/20/2015	NSF Check0610	AGA0000	4010006000	999	Fund Cash Account	008005884		1,800.00	
1028600	5/20/2015	NSF Check0610	AGA0000	4010007000	999	Fund Cash Account	008005884		2,549.48	
1028600	5/20/2015	NSF Check0610	AGA0000	4010001001	999	Fund Cash Account	008005884		27,307.84	
Totals for: 5/20/2015							Count: 5		140,676.04	140,676.04
1029645	5/22/2015	State Polic0960	SMP0600	4031039000	999	Fund Cash Account			150.00	
1029645	5/22/2015	State Polic0960	SMP0600	4033021000	999	Fund Cash Account				150.00
Totals for: 5/22/2015							Count: 2		150.00	150.00

Run Date: 6/30/2015
 Run Time: 4:21:06PM

Checks Charged Off Detail

Start Date: 7/1/2014 End Date: 6/30/2015

Page: 43
 User: 0

Jnl. Entry #	Trx. Date	Ref #	Agency	Fund	Rev Code	Ledger	Ledger Desc.	Description	Debit Amount	Credit Amount
1030576	5/27/2015	various ch	0069	ARK0000	4099999900	122	Other Chargebacks			2,350.94
1030576	5/27/2015	various ch	0520	NRS0001	4047009700	999	Fund Cash Account		229.92	
1030576	5/27/2015	various ch	0520	NRS0001	4049017000	999	Fund Cash Account		33.02	
1030576	5/27/2015	various ch	0800	MLS0200	4033027000	999	Fund Cash Account		600.00	
1030576	5/27/2015	various ch	0400	SPS0101	4033027000	999	Fund Cash Account		44.00	
1030576	5/27/2015	various ch	0385	NVA0000	4044003000	999	Fund Cash Account		1,264.00	
1030576	5/27/2015	various ch	0810	TZS0000	2110007500	999	Fund Cash Account		180.00	
Totals for: 5/27/2015							Count: 7		2,350.94	2,350.94
1030643	5/28/2015	various ch	0069	ARK0000	4099999900	122	Other Chargebacks			240.00
1030643	5/28/2015	various ch	0710	PWP2500	4047099000	999	Fund Cash Account		240.00	
1031725	5/28/2015	NSF Check	0069	ARK0000	4099999900	120	DF&A Chargebacks			43,618.18
1031725	5/28/2015	NSF Check	0610	AGA0000	4010005000	999	Fund Cash Account	008005898	17,608.17	
1031725	5/28/2015	NSF Check	0610	AGA0000	4010007000	999	Fund Cash Account	008005898	974.85	
1031725	5/28/2015	NSF Check	0610	ARH0000	4040005000	999	Fund Cash Account	008005898	8,382.35	
1031725	5/28/2015	NSF Check	0610	AGA0000	4010001001	999	Fund Cash Account	008005898	16,401.77	
1031725	5/28/2015	NSF Check	0610	AGA0000	4010000900	999	Fund Cash Account	008005898	129.44	
1031725	5/28/2015	NSF Check	0930	TTG0100	4021009001	999	Fund Cash Account	008005898	121.60	
Totals for: 5/28/2015							Count: 9		43,858.18	43,858.18
1032335	5/29/2015	various ch	0069	ARK0000	4099999900	122	Other Chargebacks			77.00
1032335	5/29/2015	various ch	0080	SDG0000	4033009000	999	Fund Cash Account		77.00	
1031917	5/29/2015	various ch	0069	ARK0000	4099999900	122	Other Chargebacks			15.00
1031917	5/29/2015	various ch	0255	MHR0100	4041008000	999	Fund Cash Account		15.00	
1032337	5/29/2015	various ch	0069	ARK0000	4099999900	122	Other Chargebacks			1,203.00

Run Date: 6/30/2015
 Run Time: 4:21:06PM

Checks Charged Off Detail

Start Date: 7/1/2014 End Date: 6/30/2015

Page: 44
 User: 0

Jnl. Entry #	Trx. Date	Ref #	Agency	Fund	Rev Code	Ledger	Ledger Desc.	Description	Debit Amount	Credit Amount	
1032337	5/29/2015	various ch	0960	SEF0100	4031005000	999	Fund Cash Account		228.00		
1032337	5/29/2015	various ch	0960	SMP0100	4031062000	999	Fund Cash Account		135.00		
1032337	5/29/2015	various ch	0960	SMP0500	4033002000	999	Fund Cash Account		250.00		
1032337	5/29/2015	various ch	0960	SMP0600	4033021000	999	Fund Cash Account		280.00		
1032337	5/29/2015	various ch	0990	MJA0100	4031005000	999	Fund Cash Account		140.00		
1032337	5/29/2015	various ch	0990	SEF0100	4031005000	999	Fund Cash Account		10.00		
1032337	5/29/2015	various ch	0960	SEF0100	4041061000	999	Fund Cash Account		160.00		
Totals for: 5/29/2015									Count: 12	1,295.00	1,295.00
1033772	6/4/2015	REVENUE	0069	ARK0000	4099999900	120	DF&A Chargebacks			779.50	
1033772	6/4/2015	REVENUE	0630	TAX0000	4040016000	999	Fund Cash Account		779.50		
1034148	6/4/2015	Various Ch	0069	ARK0000	4099999900	122	Other Chargebacks			500.00	
1034148	6/4/2015	Various Ch	0875	NNH0302	4044003000	999	Fund Cash Account		450.00		
1034148	6/4/2015	Various Ch	0873	NNH0901	4044003000	999	Fund Cash Account		50.00		
1034151	6/4/2015	various ch	0069	ARK0000	4099999900	122	Other Chargebacks			25.00	
1034151	6/4/2015	various ch	0277	SBN0100	4048001000	999	Fund Cash Account		25.00		
1034152	6/4/2015	various ch	0069	ARK0000	4099999900	122	Other Chargebacks			125.00	
1034152	6/4/2015	various ch	0298	SXV0100	4031038000	999	Fund Cash Account		125.00		
Totals for: 6/4/2015									Count: 9	1,429.50	1,429.50
1034486	6/5/2015	NSF Check	0069	ARK0000	4099999900	120	DF&A Chargebacks			24,783.00	
1034486	6/5/2015	NSF Check	0610	AGA0000	4010005000	999	Fund Cash Account	008005910	6,376.33		
1034486	6/5/2015	NSF Check	0610	AGA0000	4010007000	999	Fund Cash Account	008005910	2,994.69		
1034486	6/5/2015	NSF Check	0610	ARH0000	4040005000	999	Fund Cash Account	008005910	5,523.25		
1034486	6/5/2015	NSF Check	0610	AGA0000	4010001001	999	Fund Cash Account	008005910	9,684.24		

Run Date: 6/30/2015
 Run Time: 4:21:06PM

Checks Charged Off Detail

Start Date: 7/1/2014 End Date: 6/30/2015

Page: 45
 User: 0

Jnl. Entry #	Trx. Date	Ref #	Agency	Fund	Rev Code	Ledger	Ledger Desc.	Description	Debit Amount	Credit Amount
1034486	6/5/2015	NSF Check	0610	AGA0000	4010000900	999	Fund Cash Account	008005910	204.49	
1034596	6/5/2015	Various Ch	0069	ARK0000	4099999900	122	Other Chargebacks			150.00
1034596	6/5/2015	Various Ch	0224	NLC0000	4043002000	999	Fund Cash Account		150.00	
1034597	6/5/2015	Various Ch	0069	ARK0000	4099999900	122	Other Chargebacks			1,016.06
1034597	6/5/2015	Various Ch	0645	BAA0100	4031067000	999	Fund Cash Account		150.00	
1034597	6/5/2015	Various Ch	0645	BAA0100	4031068000	999	Fund Cash Account		242.50	
1034597	6/5/2015	Various Ch	0645	BAA3000	4047099000	999	Fund Cash Account		200.00	
1034597	6/5/2015	Various Ch	0645	SHA0000	4033028000	999	Fund Cash Account		200.00	
1034597	6/5/2015	Various Ch	0645	SHL0000	4033010000	999	Fund Cash Account		200.00	
1034597	6/5/2015	Various Ch	0645	BAA0200	4050003100	999	Fund Cash Account		23.56	
Totals for: 6/5/2015							Count: 15		25,949.06	25,949.06
1035470	6/9/2015	REVENUE	0069	ARK0000	4099999900	120	DF&A Chargebacks			319.44
1035470	6/9/2015	REVENUE	0630	RRA0000	4020011000	999	Fund Cash Account		319.44	
Totals for: 6/9/2015							Count: 2		319.44	319.44
1036053	6/10/2015	NSF Check	0069	ARK0000	4099999900	120	DF&A Chargebacks			14,600.54
1036053	6/10/2015	NSF Check	0610	AGA0000	4010005000	999	Fund Cash Account	008005915	2,096.73	
1036053	6/10/2015	NSF Check	0610	AGA0000	4010001001	999	Fund Cash Account	008005915	12,503.81	
Totals for: 6/10/2015							Count: 3		14,600.54	14,600.54
1037487	6/12/2015	various ch	0069	ARK0000	4099999900	122	Other Chargebacks			70.00
1037487	6/12/2015	various ch	0710	PWP2500	4047099000	999	Fund Cash Account		70.00	
Totals for: 6/12/2015							Count: 2		70.00	70.00
1038865	6/16/2015	various ch	0069	ARK0000	4099999900	122	Other Chargebacks			430.00

Run Date: 6/30/2015
 Run Time: 4:21:06PM

Checks Charged Off Detail

Start Date: 7/1/2014 End Date: 6/30/2015

Page: 46
 User: 0

Jnl. Entry #	Trx. Date	Ref #	Agency	Fund	Rev Code	Ledger	Ledger Desc.	Description	Debit Amount	Credit Amount
1038865	6/16/2015	various ch	0800	AGA0000	4013002000	999	Fund Cash Account		280.00	
1038865	6/16/2015	various ch	0800	MLS0100	4033006000	999	Fund Cash Account		150.00	
1038868	6/16/2015	Various ch	0069	ARK0000	4099999900	122	Other Chargebacks			100.00
1038868	6/16/2015	Various ch	0224	NLC0000	4043002000	999	Fund Cash Account		100.00	
1038869	6/16/2015	Various ch	0069	ARK0000	4099999900	122	Other Chargebacks			60.00
1038869	6/16/2015	Various ch	0420	NGC0200	4041007000	999	Fund Cash Account		60.00	
1038871	6/16/2015	Various ch	0069	ARK0000	4099999900	122	Other Chargebacks			217.48
1038871	6/16/2015	Various ch	0390	TDP0100	4040015000	999	Fund Cash Account		86.53	
1038871	6/16/2015	Various ch	0390	TJW0100	4040015000	999	Fund Cash Account		80.95	
1038871	6/16/2015	Various ch	0390	TJW0100	4041028000	999	Fund Cash Account		50.00	
Totals for: 6/16/2015							Count: 11		807.48	807.48
1039241	6/17/2015	NSF Check	0069	ARK0000	4099999900	120	DF&A Chargebacks			17,996.79
1039241	6/17/2015	NSF Check	0610	AGA0000	4010005000	999	Fund Cash Account	008005923	3,110.17	
1039241	6/17/2015	NSF Check	0610	AGA0000	4010006000	999	Fund Cash Account	008005923	2,000.00	
1039241	6/17/2015	NSF Check	0610	AGA0000	4010007000	999	Fund Cash Account	008005923	1,406.06	
1039241	6/17/2015	NSF Check	0610	AGA0000	4010001001	999	Fund Cash Account	008005923	10,789.00	
1039241	6/17/2015	NSF Check	0610	AGA0000	4010000900	999	Fund Cash Account	008005923	691.56	
1039366	6/17/2015	various ch	0069	ARK0000	4099999900	122	Other Chargebacks			1,196.00
1039366	6/17/2015	various ch	0080	SDG0000	4033009000	999	Fund Cash Account		1,046.00	
1039366	6/17/2015	various ch	0430	SIL0100	4031009000	999	Fund Cash Account		50.00	
1039366	6/17/2015	various ch	0430	SIL0100	4031052000	999	Fund Cash Account		100.00	
Totals for: 6/17/2015							Count: 10		19,192.79	19,192.79
1039755	6/18/2015	Various ch	0069	ARK0000	4099999900	122	Other Chargebacks			42.00

Run Date: 6/30/2015
 Run Time: 4:21:06PM

Checks Charged Off Detail

Start Date: 7/1/2014 End Date: 6/30/2015

Page: 47
 User: 0

Jnl. Entry #	Trx. Date	Ref #	Agency	Fund	Rev Code	Ledger	Ledger Desc.	Description	Debit Amount	Credit Amount
1039755	6/18/2015	Various ch	0425	TSI4500	4031026000	999	Fund Cash Account		20.00	
1039755	6/18/2015	Various ch	0425	NDD0003	4041028000	999	Fund Cash Account		22.00	
1039864	6/18/2015	various ch	20069	ARK0000	4099999900	122	Other Chargebacks			50.00
1039864	6/18/2015	various ch	20995	SMH0100	4031074000	999	Fund Cash Account		50.00	
Totals for: 6/18/2015							Count: 5		92.00	92.00
1039937	6/19/2015	various ch	20069	ARK0000	4099999900	122	Other Chargebacks			154.50
1039937	6/19/2015	various ch	20960	MJA0100	4031005000	999	Fund Cash Account		10.00	
1039937	6/19/2015	various ch	20960	SEF0100	4031005000	999	Fund Cash Account		19.00	
1039937	6/19/2015	various ch	20960	SMP0100	4031062000	999	Fund Cash Account		100.00	
1039937	6/19/2015	various ch	20960	SEF0100	4041061000	999	Fund Cash Account		25.50	
1039943	6/19/2015	various ch	20069	ARK0000	4099999900	122	Other Chargebacks			2,778.00
1039943	6/19/2015	various ch	20090	RRA0000	4033014000	999	Fund Cash Account		2,778.00	
1039945	6/19/2015	various ch	20069	ARK0000	4099999900	122	Other Chargebacks			300.00
1039945	6/19/2015	various ch	20228	NEC0000	4041007000	999	Fund Cash Account		300.00	
1039981	6/19/2015	revenue ch	0069	ARK0000	4099999900	120	DF&A Chargebacks			28.00
1039981	6/19/2015	revenue ch	0630	TAX0000	4040016000	999	Fund Cash Account		28.00	
Totals for: 6/19/2015							Count: 11		3,260.50	3,260.50
1040595	6/22/2015	various ch	0990	MJA0100	4031005000	999	Fund Cash Account		10.00	
1040595	6/22/2015	various ch	0990	SEF0100	4031005000	999	Fund Cash Account			10.00
1040667	6/22/2015	NSF Check	0069	ARK0000	4099999900	120	DF&A Chargebacks			18,382.22
1040667	6/22/2015	NSF Check	0610	AGA0000	4010005000	999	Fund Cash Account	008005927	872.18	
1040667	6/22/2015	NSF Check	0610	AGA0000	4010001001	999	Fund Cash Account	008005927	17,255.04	
1040667	6/22/2015	NSF Check	0610	AGA0000	4010000900	999	Fund Cash Account	008005927	255.00	

Run Date: 6/30/2015
 Run Time: 4:21:06PM

Checks Charged Off Detail

Start Date: 7/1/2014 End Date: 6/30/2015

Page: 48
 User: 0

Jnl. Entry #	Trx. Date	Ref #	Agency	Fund	Rev Code	Ledger	Ledger Desc.	Description	Debit Amount	Credit Amount
1040696	6/22/2015	Various ch	0069	ARK0000	4099999900	122	Other Chargebacks			30.00
1040696	6/22/2015	Various ch	0248	NRE0001	4041012000	999	Fund Cash Account		30.00	
Totals for: 6/22/2015							Count: 8		18,422.22	18,422.22
1040800	6/23/2015	revenue ch	0069	ARK0000	4099999900	120	DF&A Chargebacks			50.00
1040800	6/23/2015	revenue ch	0630	AGA0000	4013006001	999	Fund Cash Account		50.00	
Totals for: 6/23/2015							Count: 2		50.00	50.00
1041385	6/24/2015	VAR CHAF	0069	ARK0000	4099999900	122	Other Chargebacks			407.75
1041385	6/24/2015	VAR CHAF	0283	NPB0000	4043002000	999	Fund Cash Account		132.75	
1041385	6/24/2015	VAR CHAF	0425	TIP0100	4041019000	999	Fund Cash Account		200.00	
1041385	6/24/2015	VAR CHAF	0960	SEF0100	4031005000	999	Fund Cash Account		15.00	
1041385	6/24/2015	VAR CHAF	0960	SMP0100	4031062000	999	Fund Cash Account		50.00	
1041385	6/24/2015	VAR CHAF	0990	MJA0100	4031005000	999	Fund Cash Account		10.00	
1042272	6/24/2015	NSF Check	0069	ARK0000	4099999900	120	DF&A Chargebacks			3,985.06
1042272	6/24/2015	NSF Check	0610	AGA0000	4010005000	999	Fund Cash Account	008005932	420.84	
1042272	6/24/2015	NSF Check	0610	AGA0000	4010006000	999	Fund Cash Account	008005932	500.00	
1042272	6/24/2015	NSF Check	0610	AGA0000	4010007000	999	Fund Cash Account	008005932	280.33	
1042272	6/24/2015	NSF Check	0610	AGA0000	4010000900	999	Fund Cash Account	008005932	2,783.89	
Totals for: 6/24/2015							Count: 11		4,392.81	4,392.81
1044172	6/26/2015	Correct Joi	0069	ARK0000	4099999900	122	Other Chargebacks			225.00
1044172	6/26/2015	Correct Joi	0645	BAA2000	4042002000	999	Fund Cash Account		100.00	
1044172	6/26/2015	Correct Joi	0645	BAA2000	4031019000	999	Fund Cash Account		125.00	
Totals for: 6/26/2015							Count: 3		225.00	225.00

Run Date: 6/30/2015
Run Time: 4:21:06PM

Checks Charged Off Detail

Start Date: 7/1/2014 End Date: 6/30/2015

Page: 49
User: 0

Jnl. Entry #	Trx. Date	Ref #	Agency	Fund	Rev Code	Ledger	Ledger Desc.	Description	Debit Amount	Credit Amount
1045183	6/30/2015	various ch2	0069	ARK0000	4099999900	122	Other Chargebacks			105.00
1045183	6/30/2015	various ch2	0645	BAA0100	4031068000	999	Fund Cash Account		105.00	
Totals for: 6/30/2015							Count: 2		105.00	105.00
Grand Total							Count: 952		2,876,454.56	2,876,454.56

Run Date: 6/30/2015
 Run Time: 5:06:07PM

Demand Account Activity

Page: 1
 User: 0

Start Date: 6/30/2015 End Date: 6/30/2015

Jnl. Entry	Ref #	Trx. Date	Ledger	Debit Amount	Credit Amount	
<u>230 - Regions Bank</u>						
1045211	1531860	6/30/2015	230	150,000.00		
1045144	1531788	6/30/2015	230	83,689.18		
Totals for: 230 - Regions Bank				Count: 2	233,689.18	0.00
<u>270 - Bank Of America</u>						
1044797	142700605 AIRS TA	6/30/2015	270	11,784,660.11		
1045221	142700614	6/30/2015	270	8,000,000.00		
1045137	142700611	6/30/2015	270	5,532,507.11		
1044785	142700601	6/30/2015	270	4,103,076.71		
1045202	1531857	6/30/2015	270	1,983,000.00		
1045198	1531855	6/30/2015	270	135,158.00		
1045101	1531747	6/30/2015	270	123,631.24		
1045205	1531858	6/30/2015	270	104,068.00		
1045220	1531871	6/30/2015	270	94,451.19		
1045082	1531736	6/30/2015	270	81,580.09		
1045083	1531764	6/30/2015	270	50,007.75		
1045148	1531792	6/30/2015	270	34,074.20		
1045077	1531761	6/30/2015	270	34,024.40		
1045106	1531749	6/30/2015	270	30,000.00		
1044802	142700609 AIRS DE	6/30/2015	270	28,750.00		
1045114	1531752	6/30/2015	270	26,037.79		
1045089	1531739	6/30/2015	270	18,582.59		
1045209	1531859	6/30/2015	270	18,115.00		
1044769	1531723	6/30/2015	270	18,049.41		
1045195	1531844	6/30/2015	270	13,735.00		
1045216	1531870	6/30/2015	270	12,199.36		
1044798	142700606 AIRS TA	6/30/2015	270	10,414.76		
1045146	1531790	6/30/2015	270	8,500.00		
1044773	1531724	6/30/2015	270	8,082.83		
1044801	142700608 AIRS DE	6/30/2015	270	6,361.14		
1044803	142700610 AIRS DE	6/30/2015	270	6,240.00		
1045085	1531737	6/30/2015	270	5,110.00		
1045087	1531765	6/30/2015	270	5,102.44		
1045112	1531751	6/30/2015	270	5,025.13		
1045197	1531845	6/30/2015	270	4,756.50		
1044786	1531759	6/30/2015	270	4,571.00		
1045086	1531738	6/30/2015	270	4,204.50		
1045105	1531756	6/30/2015	270	2,781.40		
1045204	1531849	6/30/2015	270	2,769.00		
1045201	1531847	6/30/2015	270	2,532.50		
1045147	1531791	6/30/2015	270	2,416.00		
1045075	1531760	6/30/2015	270	2,255.00		
1045098	1531746	6/30/2015	270	1,952.50		
1045108	1531757	6/30/2015	270	1,845.00		
1044777	1531741	6/30/2015	270	1,705.00		
1045091	1531740	6/30/2015	270	1,310.00		
1045103	1531748	6/30/2015	270	1,271.95		
1044718	1531713	6/30/2015	270	1,200.00		
1045203	1531848	6/30/2015	270	1,165.00		
1045080	1531762	6/30/2015	270	1,150.00		
1044751	1531719	6/30/2015	270	1,000.00		
1044745	1531726	6/30/2015	270	900.00		
1045208	1531852	6/30/2015	270	801.22		
1044799	142700607 AIRS DE	6/30/2015	270	755.26		

Run Date: 6/30/2015
 Run Time: 5:06:07PM

Demand Account Activity

Page: 2
 User: 0

Start Date: 6/30/2015 End Date: 6/30/2015

Jnl. Entry	Ref #	Trx. Date	Ledger	Debit Amount	Credit Amount	
1044739	1531714	6/30/2015	270	750.00		
1045084	1531742	6/30/2015	270	708.40		
1045079	1531735	6/30/2015	270	705.62		
1045122	1531853	6/30/2015	270	704.00		
1044758	1531720	6/30/2015	270	680.00		
1045206	1531850	6/30/2015	270	610.00		
1044741	1531715	6/30/2015	270	600.00		
1044765	1531721	6/30/2015	270	575.00		
1045145	1531789	6/30/2015	270	550.00		
1045100	1531755	6/30/2015	270	540.00		
1045207	1531851	6/30/2015	270	525.00		
1044744	1531716	6/30/2015	270	475.00		
1045096	1531754	6/30/2015	270	363.75		
1044766	1531722	6/30/2015	270	360.00		
1044775	1531725	6/30/2015	270	336.49		
1044746	1531717	6/30/2015	270	260.00		
1045113	1531773	6/30/2015	270	250.00		
1045094	1531753	6/30/2015	270	240.00		
1045081	1531763	6/30/2015	270	200.00		
1044749	1531718	6/30/2015	270	200.00		
1045194	1531843	6/30/2015	270	130.00		
1045109	1531750	6/30/2015	270	100.00		
1045095	1531745	6/30/2015	270	35.00		
1045110	1531758	6/30/2015	270	30.00		
1045199	1531846	6/30/2015	270	22.50		
1045088	1531743	6/30/2015	270	12.00		
1045092	1531744	6/30/2015	270	12.00		
1045200	1531856	6/30/2015	270	8.50		
1045196	1531854	6/30/2015	270	6.00		
1045078	1531734	6/30/2015	270	0.02		
1045213	142700614	6/30/2015	270		32,405,679.69	
1044787	142700602	6/30/2015	270		101,609.63	
1044804	142700604	6/30/2015	270		0.02	
Totals for: 270 - Bank Of America				Count: 82	32,331,875.36	32,507,289.34

Run Date: 6/30/2015
Run Time: 5:06:07PM

Demand Account Activity

Start Date: 6/30/2015 End Date: 6/30/2015

Page: 3
User: 0

<u>Jnl. Entry</u>	<u>Ref #</u>	<u>Trx. Date</u>	<u>Ledger</u>	<u>Debit Amount</u>	<u>Credit Amount</u>		
<u>280 - Centennial Bank</u>							
1045221	142700614	6/30/2015	280		8,000,000.00		
1045181	142800601	6/30/2015	280		25,000,000.00		
Totals for: 280 - Centennial Bank				Count:	2	0.00	33,000,000.00

Run Date: 6/30/2015
 Run Time: 5:06:07PM

Demand Account Activity

Start Date: 6/30/2015 End Date: 6/30/2015

Page: 4
 User: 0

Jnl. Entry	Ref #	Trx. Date	Ledger	Debit Amount	Credit Amount	
<u>300 - Simmons Pine Bluff</u>						
1045181	142800601	6/30/2015	300	25,000,000.00		
1044792	143000606 AIRS TA	6/30/2015	300	4,840,522.87		
1044783	143000602	6/30/2015	300	3,364,329.06		
1044793	143000607 AIRS D€	6/30/2015	300	2,580,930.84		
1044796	143000610 AIRS D€	6/30/2015	300	277,425.60		
1044794	143000608 AIRS D€	6/30/2015	300	21,730.99		
1044791	143000605 AIRS TA	6/30/2015	300	20,159.93		
1044789	143000604 AIRS TA	6/30/2015	300	4,979.70		
1044795	143000609 AIRS D€	6/30/2015	300	4,667.39		
1044782	143000601	6/30/2015	300	2,617.39		
Totals for: 300 - Simmons Pine Bluff				Count: 10	36,117,363.77	0.00

Run Date: 6/30/2015
 Run Time: 5:06:07PM

Demand Account Activity

Start Date: 6/30/2015 End Date: 6/30/2015

Page: 5
 User: 0

Jnl. Entry	Ref #	Trx. Date	Ledger	Debit Amount	Credit Amount	
<u>399 - Investment Clearing Account</u>						
1045179	142700613	6/30/2015	399	161,036,172.26		
1045143	1531787	6/30/2015	399	14,325.00		
1044781	1531731	6/30/2015	399	6,102.50		
1045212	1531865	6/30/2015	399	3,927.74		
1044788	142700603	6/30/2015	399		17,981,100.00	
1044805	143990601	6/30/2015	399		19,529,801.35	
1045137	142700611	6/30/2015	399		5,532,507.11	
1045177	142700612	6/30/2015	399		136,011,016.54	
Totals for: 399 - Investment Clearing Account				Count: 8	161,060,527.50	179,054,425.00
Grand Total				Count: 104	229,743,455.81	244,561,714.34

Run Date: 6/30/2015
 Run Time: 5:07:57PM

Demand Account Activity

Start Date: 7/1/2014 End Date: 6/30/2015

Page: 1
 User: 0

Jnl. Entry	Ref #	Trx. Date	Ledger	Debit Amount	Credit Amount	
225 - US Bank						
910323	15270070899	7/8/2014	225	200,000.00		
910346	142700713	7/8/2014	225	200,000.00		
910354	Back Out Journal Er	7/8/2014	225		200,000.00	
913634	15270071699	7/16/2014	225		126,500.00	
914993	1501332	7/21/2014	225	3.98		
925514	VAULT CASH	8/14/2014	225		31,125.00	
928647	1504278	8/21/2014	225	5.04		
936264	US BANK/VAULT C.	9/15/2014	225		6,000.00	
941583	1507425	9/26/2014	225	4.12		
946913	142701011	10/10/2014	225	100,000.00		
948384	US BANK	10/15/2014	225		131,500.00	
948402	142701004	10/16/2014	225	145,000.00		
954726	1510424	10/29/2014	225	3.53		
960589	US BANK	11/14/2014	225		2,775.00	
964224	1512750	11/26/2014	225	5.65		
968815	US BANK/VAULT C.	12/10/2014	225		125,500.00	
971702	142701207	12/17/2014	225	125,000.00		
973120	1514910	12/22/2014	225	6.68		
979705	VAULT CASH	1/9/2015	225		21,000.00	
986480	1517908	1/28/2015	225	5.91		
990010	Back Out Journal Er	2/5/2015	225	112,000.00		
989998	T020501503	2/5/2015	225		112,000.00	
990012	Correct Journal Entr	2/5/2015	225		112,500.00	
991522	142700210	2/11/2015	225	100,000.00		
995590	1520084	2/24/2015	225	6.38		
998179	T03031504	3/3/2015	225		112,625.00	
998209	142700303	3/4/2015	225	100,000.00		
1005944	T03231504	3/23/2015	225		23,250.00	
1006981	1522771	3/25/2015	225	4.66		
1014062	142700408	4/15/2015	225	200,000.00		
1015977	1524875	4/17/2015	225	5.04		
1016068	142250401	4/17/2015	225		241,875.00	
1027661	142700503	5/18/2015	225	100,000.00		
1027658	142250501	5/18/2015	225		120,525.00	
1031836	1528582	5/28/2015	225	4.23		
1041131	142700601	6/23/2015	225	100,000.00		
1041222	1531001	6/23/2015	225	2.93		
1043648	142250601	6/25/2015	225		104,400.00	
Totals for: 225 - US Bank				Count: 38	1,482,058.15	1,471,575.00
230 - Regions Bank						
908845	1500030	7/3/2014	230	1,649.04		
908871	142700718	7/3/2014	230		15,000,000.00	
909874	1500048	7/7/2014	230	59,186.75		
909873	1500046	7/7/2014	230	7,000.00		
910365	1500265	7/8/2014	230	284,232.86		
909956	1500120	7/8/2014	230	119,468.92		
910328	1500236	7/8/2014	230	100,000.00		
910066	1500201	7/8/2014	230	72,859.49		
909964	1500121	7/8/2014	230	18,791.28		
910063	1500199	7/8/2014	230	7,143.15		
910071	1500202	7/8/2014	230	3,235.28		
910064	1500200	7/8/2014	230	82.45		
910473	1500327	7/9/2014	230	157,396.73		

Run Date: 6/30/2015
 Run Time: 5:07:57PM

Demand Account Activity

Page: 2
 User: 0

Start Date: 7/1/2014 End Date: 6/30/2015

Jnl. Entry	Ref #	Trx. Date	Ledger	Debit Amount	Credit Amount
910748	1500359	7/9/2014	230	79,934.87	
910393	1500295	7/9/2014	230	58,000.00	
910773	1500380	7/9/2014	230	20,000.00	
910752	1500360	7/9/2014	230	4,224.38	
910755	1500361	7/9/2014	230	81.00	
911943	1500524	7/10/2014	230	338,898.00	
911925	1500494	7/10/2014	230	305,040.00	
911923	1500493	7/10/2014	230	148,019.73	
911920	1500490	7/10/2014	230	82,733.35	
911921	1500491	7/10/2014	230	62,965.43	
910792	1500436	7/10/2014	230	55,000.00	
911922	1500492	7/10/2014	230	1,157.33	
910815	1500407	7/10/2014	230	88.99	
911976	1500542	7/11/2014	230	220,461.79	
912053	1500595	7/11/2014	230	44,575.94	
912057	1500596	7/11/2014	230	28,561.70	
911978	1500543	7/11/2014	230	1,875.00	
912060	1500597	7/11/2014	230	410.00	
912061	1500598	7/11/2014	230	330.72	
912536	1500730	7/14/2014	230	14,636.86	
912537	1500731	7/14/2014	230	1,026.34	
912541	1500732	7/14/2014	230	691.60	
912464	1500678	7/14/2014	230	206.65	
912899	1500800	7/15/2014	230	450,374.37	
913313	1500924	7/15/2014	230	252,654.60	
912972	1500865	7/15/2014	230	30,380.82	
912978	1500855	7/15/2014	230	18,926.90	
913278	1500881	7/15/2014	230	12,671.03	
912905	1500801	7/15/2014	230	1,607.92	
912890	1500798	7/15/2014	230	583.76	
913704	1501019	7/16/2014	230	361,625.85	
913654	1500954	7/16/2014	230	81,601.10	
913328	1500932	7/16/2014	230	77,000.00	
913671	1500970	7/16/2014	230	5,140.01	
913675	1500971	7/16/2014	230	157.81	
913812	1501081	7/17/2014	230	12,432,532.00	
913874	1501130	7/17/2014	230	6,123.20	
913872	1501128	7/17/2014	230	6,106.25	
913870	1501129	7/17/2014	230	54.99	
914219	1501208	7/18/2014	230	109,991.33	
914908	1501256	7/18/2014	230	54,321.04	
914220	1501209	7/18/2014	230	17,481.51	
914912	1501258	7/18/2014	230	8,703.76	
914911	1501257	7/18/2014	230	73.05	
914209	15270071804	7/18/2014	230		15,000,000.00
915461	1501433	7/21/2014	230	16,874,170.00	
915465	1501434	7/21/2014	230	34,000.00	
915374	1501380	7/21/2014	230	12,403.58	
915378	1501381	7/21/2014	230	4,582.25	
914996	1501328	7/21/2014	230	966.27	
915397	1501382	7/21/2014	230	104.69	
915538	1501460	7/22/2014	230	238,764.73	
915610	1501518	7/22/2014	230	76,830.69	
915611	1501519	7/22/2014	230	16,528.06	
915615	1501520	7/22/2014	230	7,924.67	
915541	1501461	7/22/2014	230	828.23	

Run Date: 6/30/2015
 Run Time: 5:07:57PM

Demand Account Activity

Page: 3
 User: 0

Start Date: 7/1/2014 End Date: 6/30/2015

Jnl. Entry	Ref #	Trx. Date	Ledger	Debit Amount	Credit Amount
915616	1501521	7/22/2014	230	114.37	
916281	1501666	7/23/2014	230	162,134.61	
916312	1501672	7/23/2014	230	143,913.28	
915683	1501580	7/23/2014	230	50,207.00	
916262	1501626	7/23/2014	230	40,501.75	
916306	1501667	7/23/2014	230	20,000.00	
916311	1501671	7/23/2014	230	20,000.00	
916261	1501625	7/23/2014	230	1,701.94	
916260	1501624	7/23/2014	230	56.34	
916196	15270072304	7/23/2014	230		19,000,000.00
916386	1501702	7/24/2014	230	14,301,339.00	
916387	1501703	7/24/2014	230	679,991.00	
917638	1501776	7/24/2014	230	130,160.97	
917639	1501777	7/24/2014	230	97,922.31	
917640	1501778	7/24/2014	230	60,000.00	
917641	1501779	7/24/2014	230	26,446.25	
917642	1501780	7/24/2014	230	1,518.32	
917643	1501781	7/24/2014	230	745.64	
918164	1501946	7/25/2014	230	242,519.34	
918166	1501947	7/25/2014	230	124,803.06	
918168	1501948	7/25/2014	230	4.40	
918624	1502070	7/28/2014	230	227,826.24	
918280	1502034	7/28/2014	230	114,931.95	
918217	1501978	7/28/2014	230	46,403.54	
918281	1502035	7/28/2014	230	30,761.33	
918625	1502071	7/28/2014	230	5,000.00	
918665	1502089	7/29/2014	230	255,673.37	
918736	1502135	7/29/2014	230	52,124.22	
919090	1502175	7/29/2014	230	6,038.73	
918738	1502136	7/29/2014	230	3,924.97	
918739	1502137	7/29/2014	230	1,342.47	
918666	1502090	7/29/2014	230	58.01	
918686	142700705	7/29/2014	230		17,000,000.00
919612	1502304	7/30/2014	230	125,000.00	
919575	1502282	7/30/2014	230	76,959.67	
919581	1502283	7/30/2014	230	31,146.03	
919587	1502284	7/30/2014	230	6,123.01	
920019	1502386	7/31/2014	230	8,867.02	
919910	1502351	7/31/2014	230	2,505.04	
919965	1502352	7/31/2014	230	1,972.20	
920020	1502387	7/31/2014	230	930.61	
920945	1502518	8/1/2014	230	136,117.65	
920125	1502450	8/1/2014	230	55,875.05	
920127	1502451	8/1/2014	230	15,415.14	
920145	1502464	8/1/2014	230	3,447.19	
920147	1502465	8/1/2014	230	1,249.18	
920148	1502466	8/1/2014	230	259.43	
921386	1502630	8/4/2014	230	37,497.77	
921423	1502653	8/4/2014	230	35,560.00	
921391	1502631	8/4/2014	230	5,308.11	
921395	1502632	8/4/2014	230	37.42	
921735	1502712	8/5/2014	230	15,339,282.00	
921736	1502713	8/5/2014	230	133,397.21	
921800	1502764	8/5/2014	230	125,465.31	
921737	1502714	8/5/2014	230	68,762.98	
921738	1502715	8/5/2014	230	28,041.62	

Run Date: 6/30/2015
 Run Time: 5:07:57PM

Demand Account Activity

Start Date: 7/1/2014 End Date: 6/30/2015

Page: 4
 User: 0

Jnl. Entry	Ref #	Trx. Date	Ledger	Debit Amount	Credit Amount
921739	1502716	8/5/2014	230	10,894.11	
921740	1502717	8/5/2014	230	5,682.10	
921741	1502718	8/5/2014	230	12.83	
922224	1502886	8/6/2014	230	156,259.40	
921888	1502829	8/6/2014	230	58,686.00	
922240	1502887	8/6/2014	230	20,000.00	
921890	1502830	8/6/2014	230	18,495.06	
921891	1502831	8/6/2014	230	3,834.40	
921892	1502832	8/6/2014	230	875.68	
921894	1502833	8/6/2014	230	51.99	
921826	142700704	8/6/2014	230		16,000,000.00
923391	1502999	8/7/2014	230	115,835.16	
923359	1502969	8/7/2014	230	78,864.39	
923360	1502970	8/7/2014	230	56,684.24	
923361	1502971	8/7/2014	230	37,103.10	
923377	1502983	8/7/2014	230	2,700.00	
923363	1502972	8/7/2014	230	1,518.31	
923364	1502973	8/7/2014	230	382.71	
923433	1503040	8/8/2014	230	107,658.19	
923780	1503112	8/8/2014	230	21,677.55	
923781	1503113	8/8/2014	230	14,553.47	
923782	1503114	8/8/2014	230	11,653.05	
923783	1503115	8/8/2014	230	410.00	
923784	1503116	8/8/2014	230	200.13	
924199	1503246	8/11/2014	230	25,645.77	
924189	1503239	8/11/2014	230	13,888.78	
924190	1503240	8/11/2014	230	1,200.00	
924185	1503244	8/11/2014	230	420.00	
923865	1503171	8/11/2014	230	101.43	
924223	1503268	8/12/2014	230	203,952.90	
924293	1503311	8/12/2014	230	138,560.82	
924296	1503312	8/12/2014	230	23,679.45	
924291	1503313	8/12/2014	230	9,452.84	
924294	1503314	8/12/2014	230	120.18	
925146	1503500	8/13/2014	230	12,775,492.00	
924818	1503480	8/13/2014	230	100,000.00	
924785	1503447	8/13/2014	230	24,248.00	
924786	1503448	8/13/2014	230	5,649.87	
924787	1503449	8/13/2014	230	879.22	
925414	1503535	8/14/2014	230	7,785,670.00	
925526	1503640	8/14/2014	230	60,000.00	
925529	1503630	8/14/2014	230	59,284.38	
925528	1503629	8/14/2014	230	33,488.54	
925527	1503628	8/14/2014	230	9,696.34	
925525	1503627	8/14/2014	230	3,888.66	
925428	1503556	8/14/2014	230	135.12	
925932	1503728	8/15/2014	230	196,267.90	
926005	1503788	8/15/2014	230	122,268.66	
925978	1503776	8/15/2014	230	70,000.00	
925934	1503729	8/15/2014	230	17,465.14	
925935	1503730	8/15/2014	230	7,042.45	
925588	1503669	8/15/2014	230	3,414.98	
925936	1503731	8/15/2014	230	1,872.69	
925939	1503732	8/15/2014	230	894.47	
925577	1503658	8/15/2014	230	758.07	
926103	1503846	8/18/2014	230	150,000.00	

Run Date: 6/30/2015
 Run Time: 5:07:57PM

Demand Account Activity

Page: 5
 User: 0

Start Date: 7/1/2014 End Date: 6/30/2015

Jnl. Entry	Ref #	Trx. Date	Ledger	Debit Amount	Credit Amount
926092	1503889	8/18/2014	230	114,937.41	
926096	1503845	8/18/2014	230	84,781.82	
926497	1503907	8/18/2014	230	26,500.00	
926101	1503849	8/18/2014	230	23,846.49	
926102	1503848	8/18/2014	230	3,322.32	
926058	1503806	8/18/2014	230	871.22	
926105	1503847	8/18/2014	230	95.54	
926076	15270081808	8/18/2014	230		20,000,000.00
926940	1504044	8/19/2014	230	187,965.03	
926561	1503949	8/19/2014	230	141,034.07	
926875	1503986	8/19/2014	230	78,766.22	
926949	1504055	8/19/2014	230	53,400.00	
926874	1503985	8/19/2014	230	18,616.27	
926872	1503984	8/19/2014	230	6,554.99	
927365	1504162	8/20/2014	230	12,673,892.00	
927366	1504163	8/20/2014	230	546,246.00	
927010	1504139	8/20/2014	230	20,000.00	
927038	1504115	8/20/2014	230	10,752.88	
927418	1504184	8/21/2014	230	160,477.12	
928646	1504276	8/21/2014	230	154,193.71	
928643	1504275	8/21/2014	230	140,580.51	
928645	1504274	8/21/2014	230	84,129.95	
927404	1504183	8/21/2014	230	83,193.00	
928714	1504329	8/21/2014	230	70,000.00	
928642	1504273	8/21/2014	230	1,518.32	
928649	1504283	8/21/2014	230	1,217.01	
929157	1504451	8/22/2014	230	317,228.26	
928761	1504367	8/22/2014	230	107,531.22	
929140	1504395	8/22/2014	230	37,929.28	
929139	1504394	8/22/2014	230	11,009.69	
929138	1504393	8/22/2014	230	1,617.57	
929137	1504392	8/22/2014	230	44.36	
929193	1504453	8/22/2014	230	20.00	
929553	1504534	8/25/2014	230	24,561.38	
929547	1504533	8/25/2014	230	6,128.59	
929544	1504532	8/25/2014	230	1,064.11	
929541	1504531	8/25/2014	230	27.24	
929632	1504587	8/26/2014	230	335,820.18	
930035	1504709	8/26/2014	230	215,323.00	
929733	1504657	8/26/2014	230	115,124.98	
929732	1504656	8/26/2014	230	21,113.42	
929731	1504655	8/26/2014	230	168.22	
929729	1504654	8/26/2014	230	165.00	
930427	1504804	8/27/2014	230	72,049.88	
930395	1504771	8/27/2014	230	33,337.85	
930393	1504770	8/27/2014	230	4,846.93	
930048	1504724	8/27/2014	230	80.80	
930445	1504809	8/27/2014	230	41.00	
930837	1504959	8/28/2014	230	9,350,605.00	
930812	1504894	8/28/2014	230	349,111.89	
930836	1504922	8/28/2014	230	54,300.00	
930811	1504893	8/28/2014	230	33,486.01	
931363	1504992	8/29/2014	230	133,677.31	
931426	1505028	8/29/2014	230	101,136.62	
931449	1505066	8/29/2014	230	15,415.14	
931422	1505027	8/29/2014	230	3,059.15	

Run Date: 6/30/2015
 Run Time: 5:07:57PM

Demand Account Activity

Start Date: 7/1/2014 End Date: 6/30/2015

Page: 6
 User: 0

Jnl. Entry	Ref #	Trx. Date	Ledger	Debit Amount	Credit Amount
930930	142700804	8/29/2014	230		25,000,000.00
931838	1505182	9/2/2014	230	116,037.41	
931837	1505181	9/2/2014	230	59,560.00	
931778	1505129	9/2/2014	230	58,386.11	
931527	1505093	9/2/2014	230	27,000.00	
931783	1505130	9/2/2014	230	19,991.54	
931776	1505128	9/2/2014	230	3,350.17	
932172	1505261	9/3/2014	230	155,539.74	
931852	1505192	9/3/2014	230	68,032.68	
931920	1505247	9/3/2014	230	45,788.43	
932199	1505271	9/3/2014	230	20,000.00	
932090	1505248	9/3/2014	230	17,283.92	
931919	1505246	9/3/2014	230	5,704.75	
933416	1505429	9/4/2014	230	374,337.44	
933387	1505398	9/4/2014	230	108,263.09	
933394	1505402	9/4/2014	230	86,390.73	
933390	1505400	9/4/2014	230	76,697.77	
933391	1505401	9/4/2014	230	44,899.48	
933388	1505399	9/4/2014	230	2,600.57	
932253	1505333	9/4/2014	230	63.00	
933467	1505465	9/5/2014	230	137,442.79	
933825	1505529	9/5/2014	230	78,000.00	
933819	1505510	9/5/2014	230	11,233.91	
933818	1505509	9/5/2014	230	1,157.97	
933809	1505508	9/5/2014	230	694.85	
934191	1505628	9/8/2014	230	271,366.92	
934197	1505627	9/8/2014	230	3,140.78	
934575	1505704	9/9/2014	230	101,947.48	
934668	1505788	9/9/2014	230	100,003.98	
934643	1505754	9/9/2014	230	4,479.93	
934646	1505755	9/9/2014	230	907.57	
935090	1505864	9/10/2014	230	83,044.89	
934735	1505825	9/10/2014	230	22,530.64	
935093	1505865	9/10/2014	230	3,148.52	
935602	1506072	9/11/2014	230	11,229,966.00	
935608	1506073	9/11/2014	230	8,312,444.00	
935609	1506074	9/11/2014	230	5,020,873.51	
935593	1506058	9/11/2014	230	140,000.00	
935219	1506026	9/11/2014	230	48,546.48	
935557	1506027	9/11/2014	230	42,754.72	
935562	1506028	9/11/2014	230	1,857.41	
935623	1506083	9/11/2014	230	242.00	
935669	1506110	9/12/2014	230	71,129.10	
935732	1506157	9/12/2014	230	42,660.05	
935731	1506156	9/12/2014	230	21,247.90	
935655	1506109	9/12/2014	230	19,024.44	
935728	1506155	9/12/2014	230	1,504.20	
935664	142700904	9/12/2014	230		30,000,000.00
936212	1506265	9/15/2014	230	12,300.00	
936214	1506266	9/15/2014	230	8,845.79	
936164	1506245	9/15/2014	230	5,534.34	
936167	1506246	9/15/2014	230	809.43	
936129	1506210	9/15/2014	230	717.71	
936215	1506267	9/15/2014	230	410.00	
936809	1506360	9/16/2014	230	198,354.14	
937180	1506450	9/16/2014	230	87,820.67	

Run Date: 6/30/2015
 Run Time: 5:07:57PM

Demand Account Activity

Start Date: 7/1/2014 End Date: 6/30/2015

Page: 7
 User: 0

Jnl. Entry	Ref #	Trx. Date	Ledger	Debit Amount	Credit Amount
937208	1506498	9/16/2014	230	27,000.00	
937177	1506449	9/16/2014	230	16,013.09	
937176	1506448	9/16/2014	230	10,633.77	
937175	1506447	9/16/2014	230	150.42	
937650	1506598	9/17/2014	230	669,120.00	
937683	1506610	9/17/2014	230	155,000.00	
937283	1506538	9/17/2014	230	53,700.00	
937297	1506541	9/17/2014	230	9,412.14	
937280	1506540	9/17/2014	230	1,732.04	
937298	1506542	9/17/2014	230	110.24	
937715	1506624	9/18/2014	230	412,055.93	
938935	1506761	9/18/2014	230	144,385.93	
937789	1506686	9/18/2014	230	128,795.07	
937805	1506687	9/18/2014	230	124,340.61	
938928	1506759	9/18/2014	230	51,000.00	
937808	1506689	9/18/2014	230	32,371.13	
938925	1506758	9/18/2014	230	20,000.00	
938932	1506760	9/18/2014	230	20,000.00	
937806	1506688	9/18/2014	230	1,518.33	
939415	1506916	9/19/2014	230	15,796,195.00	
939314	1506827	9/19/2014	230	173,213.13	
939369	1506868	9/19/2014	230	9,557.06	
939370	1506869	9/19/2014	230	4,553.45	
939297	1506826	9/19/2014	230	3,442.42	
939371	1506870	9/19/2014	230	838.45	
939372	1506871	9/19/2014	230	31.22	
939523	1506993	9/22/2014	230	120,800.00	
939540	1507025	9/22/2014	230	36,476.29	
939520	1506992	9/22/2014	230	5,529.71	
939439	1506934	9/22/2014	230	4,203.45	
939451	1506941	9/22/2014	230	932.71	
939517	1506990	9/22/2014	230	755.11	
939519	1506991	9/22/2014	230	446.74	
939913	1507053	9/23/2014	230	489,140.52	
939967	1507088	9/23/2014	230	453,391.99	
940003	1507159	9/23/2014	230	300,000.00	
940037	1507160	9/23/2014	230	170,000.00	
939968	1507089	9/23/2014	230	74,337.55	
939969	1507090	9/23/2014	230	153.52	
939970	1507091	9/23/2014	230	100.34	
940733	1507249	9/24/2014	230	36,200.00	
940749	1507277	9/24/2014	230	26,763.91	
940731	1507248	9/24/2014	230	13,739.77	
940729	1507247	9/24/2014	230	634.35	
940858	1507346	9/25/2014	230	176,541.67	
940860	1507347	9/25/2014	230	816.83	
940863	1507349	9/25/2014	230	597.88	
940852	1507348	9/25/2014	230	338.70	
940807	142700904	9/25/2014	230		20,000,000.00
941634	1507528	9/26/2014	230	8,521,417.00	
941623	1507527	9/26/2014	230	7,531,065.00	
941200	1507409	9/26/2014	230	250,608.13	
941607	1507505	9/26/2014	230	51,552.29	
941546	1507452	9/26/2014	230	15,416.40	
941537	1507515	9/26/2014	230	12,833.50	
941606	1507504	9/26/2014	230	12,560.51	

Run Date: 6/30/2015
 Run Time: 5:07:57PM

Demand Account Activity

Page: 8
 User: 0

Start Date: 7/1/2014 End Date: 6/30/2015

Jnl. Entry	Ref #	Trx. Date	Ledger	Debit Amount	Credit Amount
941519	1507455	9/26/2014	230	12,073.46	
941550	1507454	9/26/2014	230	2,533.31	
941548	1507453	9/26/2014	230	869.23	
941719	1507589	9/29/2014	230	103,617.42	
941770	1507633	9/29/2014	230	33,000.00	
941721	1507590	9/29/2014	230	8,260.39	
941773	1507638	9/29/2014	230	1,400.00	
941723	1507591	9/29/2014	230	430.93	
941724	1507592	9/29/2014	230	163.50	
942515	1507667	9/30/2014	230	11,052,078.00	
942237	1507660	9/30/2014	230	257,205.78	
942567	1507713	9/30/2014	230	102,410.20	
942571	1507714	9/30/2014	230	8,190.23	
942572	1507715	9/30/2014	230	4,057.75	
942236	1507659	9/30/2014	230	2,460.00	
942574	1507716	9/30/2014	230	287.56	
942761	1507870	10/1/2014	230	154,376.75	
942773	1507868	10/1/2014	230	76,882.92	
942659	1507779	10/1/2014	230	53,500.00	
942658	1507778	10/1/2014	230	30,000.00	
942720	1507814	10/1/2014	230	2,882.02	
942685	142701004	10/1/2014	230		25,000,000.00
944195	1507978	10/2/2014	230	61,718.16	
944181	1507952	10/2/2014	230	35,195.34	
944183	1507953	10/2/2014	230	1,906.88	
944535	1508032	10/3/2014	230	110,975.09	
944539	1508033	10/3/2014	230	77,485.51	
944586	1508072	10/3/2014	230	69,759.04	
944501	1508006	10/3/2014	230	68,062.52	
944508	1508007	10/3/2014	230	2,182.20	
944541	1508034	10/3/2014	230	807.74	
944510	1508008	10/3/2014	230	602.77	
944511	1508009	10/3/2014	230	488.51	
944935	1508165	10/6/2014	230	8,691.25	
944937	1508166	10/6/2014	230	917.20	
944938	1508167	10/6/2014	230	100.00	
945199	1508191	10/7/2014	230	192,875.02	
945313	1508289	10/7/2014	230	166,356.70	
945339	1508311	10/7/2014	230	70,000.00	
945314	1508290	10/7/2014	230	64,395.94	
945312	1508291	10/7/2014	230	129.84	
945739	1508441	10/8/2014	230	100,000.00	
945717	1508387	10/8/2014	230	8,055.20	
945722	1508388	10/8/2014	230	3,421.82	
945723	1508389	10/8/2014	230	1,083.68	
946322	1508544	10/9/2014	230	151,866.44	
946323	1508545	10/9/2014	230	23,435.43	
946381	1508588	10/9/2014	230	6,970.00	
946324	1508546	10/9/2014	230	664.90	
946888	1508699	10/10/2014	230	442,332.95	
946405	1508614	10/10/2014	230	102,947.56	
946887	1508698	10/10/2014	230	49,583.76	
946406	1508615	10/10/2014	230	33,488.00	
946929	1508738	10/10/2014	230	17,466.40	
946892	1508700	10/10/2014	230	6,316.23	
946902	1508701	10/10/2014	230	410.00	

Run Date: 6/30/2015
 Run Time: 5:07:57PM

Demand Account Activity

Page: 9
 User: 0

Start Date: 7/1/2014 End Date: 6/30/2015

Jnl. Entry	Ref #	Trx. Date	Ledger	Debit Amount	Credit Amount
946930	1508739	10/10/2014	230	141.00	
946957	1508761	10/13/2014	230	20,000.00	
947852	1509062	10/14/2014	230	8,200,133.00	
947866	1509063	10/14/2014	230	2,218,156.30	
947205	1508833	10/14/2014	230	53,000.00	
947194	1508830	10/14/2014	230	35,539.67	
947276	1508893	10/14/2014	230	31,000.00	
947204	1508832	10/14/2014	230	23,476.68	
947203	1508831	10/14/2014	230	1,059.66	
948297	1509146	10/15/2014	230	184,182.70	
947889	1509071	10/15/2014	230	171,729.79	
948338	1509185	10/15/2014	230	154,721.66	
947890	1509072	10/15/2014	230	110,000.00	
948296	1509145	10/15/2014	230	57,244.29	
948295	1509144	10/15/2014	230	27,538.30	
948293	1509143	10/15/2014	230	7,883.04	
948291	1509142	10/15/2014	230	1,902.88	
947872	1509070	10/15/2014	230	806.00	
947882	142701005	10/15/2014	230		15,000,000.00
949679	1509344	10/16/2014	230	206,000.00	
948390	1509219	10/16/2014	230	189,900.00	
949622	1509292	10/16/2014	230	114,917.78	
949615	1509291	10/16/2014	230	82,020.54	
949684	1509345	10/16/2014	230	25,333.82	
949624	1509290	10/16/2014	230	22,054.15	
948405	1509220	10/16/2014	230	11,408.37	
948387	1509211	10/16/2014	230	2,624.18	
949621	1509289	10/16/2014	230	1,518.32	
950086	1509464	10/17/2014	230	17,014,105.00	
950163	1509465	10/17/2014	230	582,796.00	
949699	1509365	10/17/2014	230	424,465.89	
950088	1509424	10/17/2014	230	22,207.54	
950100	1509425	10/17/2014	230	2,684.94	
949708	1509366	10/17/2014	230	988.09	
950104	1509426	10/17/2014	230	180.20	
950796	1509590	10/20/2014	230	229,412.97	
950726	1509534	10/20/2014	230	13,342.66	
950724	1509533	10/20/2014	230	1,441.95	
950192	1509493	10/20/2014	230	634.32	
950722	1509531	10/20/2014	230	29.00	
950723	1509532	10/20/2014	230	29.00	
950673	142701004	10/20/2014	230		20,000,000.00
951110	1509598	10/21/2014	230	206,021.11	
951243	1509735	10/21/2014	230	83,235.72	
951156	1509647	10/21/2014	230	56,653.69	
951244	1509736	10/21/2014	230	49,317.04	
951155	1509646	10/21/2014	230	15,295.13	
951154	1509645	10/21/2014	230	5,483.43	
951153	1509644	10/21/2014	230	570.04	
951152	1509643	10/21/2014	230	99.22	
951780	1509805	10/22/2014	230	183,683.30	
951709	1509754	10/22/2014	230	10,418.97	
951779	1509804	10/22/2014	230	9,655.44	
951833	1509856	10/22/2014	230	7,864.50	
951832	1509855	10/22/2014	230	7,375.00	
951778	1509803	10/22/2014	230	232.89	

Run Date: 6/30/2015
 Run Time: 5:07:57PM

Demand Account Activity

Page: 10
 User: 0

Start Date: 7/1/2014 End Date: 6/30/2015

Jnl. Entry	Ref #	Trx. Date	Ledger	Debit Amount	Credit Amount
951831	1509854	10/22/2014	230	163.92	
951886	1509890	10/23/2014	230	7,437,766.00	
952312	1509911	10/23/2014	230	91,405.49	
952317	1509914	10/23/2014	230	25,607.15	
952316	1509913	10/23/2014	230	3,649.97	
952315	1509912	10/23/2014	230	26.60	
952808	1510075	10/24/2014	230	329,489.85	
952400	1509986	10/24/2014	230	15,416.40	
952810	1510076	10/24/2014	230	646.65	
952811	1510077	10/24/2014	230	77.46	
952975	1510218	10/27/2014	230	268,120.65	
952978	1510215	10/27/2014	230	70,000.00	
953202	1510216	10/27/2014	230	65,712.40	
953205	1510217	10/27/2014	230	30,000.00	
952928	1510165	10/27/2014	230	28,191.22	
952929	1510166	10/27/2014	230	7,227.68	
952930	1510167	10/27/2014	230	1,212.85	
952872	142701004	10/27/2014	230		10,000,000.00
953233	1510240	10/28/2014	230	167,691.90	
953285	1510268	10/28/2014	230	103,653.00	
953296	1510278	10/28/2014	230	93,419.99	
953252	1510254	10/28/2014	230	53,100.00	
953298	1510280	10/28/2014	230	8,071.62	
953297	1510279	10/28/2014	230	1,818.70	
953299	1510281	10/28/2014	230	1,192.21	
953579	1510365	10/29/2014	230	205,877.88	
954781	1510482	10/29/2014	230	155,491.96	
954752	1510449	10/29/2014	230	83,081.29	
954785	1510483	10/29/2014	230	55,089.62	
954756	1510450	10/29/2014	230	53,781.03	
954757	1510451	10/29/2014	230	7,387.11	
954730	1510428	10/29/2014	230	1,466.18	
954731	1510429	10/29/2014	230	1,411.91	
955412	1510620	10/30/2014	230	7,989,135.00	
955211	1510570	10/30/2014	230	403,000.00	
955261	1510611	10/30/2014	230	178,900.00	
955208	1510568	10/30/2014	230	92,417.99	
955203	1510566	10/30/2014	230	82,522.61	
955209	1510569	10/30/2014	230	24,983.78	
955439	1510634	10/30/2014	230	20,000.00	
955207	1510567	10/30/2014	230	1,518.32	
955880	1510713	10/31/2014	230	112,993.40	
955454	1510644	10/31/2014	230	66,931.00	
955472	1510651	10/31/2014	230	31,418.41	
955882	1510714	10/31/2014	230	7,206.23	
955884	1510715	10/31/2014	230	2,206.91	
955476	142701004	10/31/2014	230		10,000,000.00
956250	1510765	11/3/2014	230	6,426.48	
956251	1510766	11/3/2014	230	4,604.10	
956252	1510767	11/3/2014	230	58.32	
956337	1510848	11/4/2014	230	113,472.85	
956390	1510882	11/4/2014	230	62,000.03	
956440	1510931	11/4/2014	230	20,000.00	
956339	1510849	11/4/2014	230	2,202.20	
956393	1510883	11/4/2014	230	833.85	
956394	1510884	11/4/2014	230	174.93	

Run Date: 6/30/2015
 Run Time: 5:07:57PM

Demand Account Activity

Start Date: 7/1/2014 End Date: 6/30/2015

Page: 11
 User: 0

Jnl. Entry	Ref #	Trx. Date	Ledger	Debit Amount	Credit Amount
957081	1511050	11/5/2014	230	70,000.00	
957079	1511049	11/5/2014	230	18,526.67	
956827	1511004	11/5/2014	230	714.05	
956830	1511005	11/5/2014	230	412.61	
957160	1511103	11/6/2014	230	207,612.32	
957154	1511101	11/6/2014	230	21,156.40	
957104	1511068	11/6/2014	230	6,970.00	
957155	1511102	11/6/2014	230	4,753.80	
957531	1511194	11/7/2014	230	8,387,979.00	
957519	1511192	11/7/2014	230	88,703.81	
957807	1511305	11/7/2014	230	27,000.00	
957528	1511193	11/7/2014	230	18,568.09	
957568	1511228	11/7/2014	230	995.21	
957567	1511227	11/7/2014	230	662.30	
958144	1511378	11/10/2014	230	22,649.38	
958138	1511377	11/10/2014	230	14,034.04	
958136	1511376	11/10/2014	230	12,790.94	
958130	1511375	11/10/2014	230	410.00	
958801	1511518	11/12/2014	230	344,966.75	
958458	1511448	11/12/2014	230	183,994.06	
958795	1511545	11/12/2014	230	154,573.61	
958800	1511517	11/12/2014	230	63,540.15	
958753	1511548	11/12/2014	230	55,600.00	
958799	1511516	11/12/2014	230	8,278.14	
958798	1511515	11/12/2014	230	2,656.80	
958890	142701004	11/13/2014	230		10,000,000.00
958995	1511644	11/14/2014	230	305,500.00	
960463	1511706	11/14/2014	230	190,285.28	
958987	1511643	11/14/2014	230	84,246.03	
958985	1511642	11/14/2014	230	66,063.03	
958978	1511641	11/14/2014	230	32,914.57	
960502	1511735	11/14/2014	230	30,938.10	
960501	1511734	11/14/2014	230	14,982.39	
958976	1511640	11/14/2014	230	1,518.31	
960503	1511736	11/14/2014	230	699.99	
958975	1511639	11/14/2014	230	667.80	
960620	1511831	11/17/2014	230	17,523.10	
960619	1511830	11/17/2014	230	3,701.71	
960648	1511851	11/17/2014	230	1,284.41	
960646	1511850	11/17/2014	230	1,066.32	
960638	1511849	11/17/2014	230	675.15	
961770	1512040	11/18/2014	230	8,778,486.00	
961767	1512039	11/18/2014	230	2,226,929.40	
961647	1511941	11/18/2014	230	281,392.64	
961677	1511953	11/18/2014	230	42,778.30	
961672	1511952	11/18/2014	230	5,150.32	
961673	1511950	11/18/2014	230	614.22	
961671	1511951	11/18/2014	230	4.40	
961817	1512140	11/19/2014	230	565,000.00	
962178	1512141	11/19/2014	230	214,878.27	
962157	1512111	11/19/2014	230	168,133.05	
962158	1512112	11/19/2014	230	86,040.67	
961804	1512070	11/19/2014	230	3,560.40	
962156	1512110	11/19/2014	230	174.46	
962296	1512215	11/20/2014	230	34,984.25	
962231	1512170	11/20/2014	230	31,247.19	

Run Date: 6/30/2015
 Run Time: 5:07:57PM

Demand Account Activity

Page: 12
 User: 0

Start Date: 7/1/2014 End Date: 6/30/2015

Jnl. Entry	Ref #	Trx. Date	Ledger	Debit Amount	Credit Amount
962297	1512216	11/20/2014	230	17,886.00	
962298	1512217	11/20/2014	230	13,689.49	
962737	1512326	11/21/2014	230	386,933.83	
962747	1512327	11/21/2014	230	15,845.12	
962801	1512366	11/21/2014	230	810.08	
963270	1512463	11/24/2014	230	11,811,302.00	
963274	1512464	11/24/2014	230	980,997.00	
963732	1512579	11/24/2014	230	104,943.00	
963268	1512535	11/24/2014	230	27,609.98	
963686	1512544	11/24/2014	230	20,000.00	
963671	1512536	11/24/2014	230	4,714.28	
963858	1512675	11/25/2014	230	101,700.34	
963787	1512626	11/25/2014	230	80,565.27	
963849	1512667	11/25/2014	230	67,660.09	
963851	1512668	11/25/2014	230	41,318.63	
963852	1512669	11/25/2014	230	19,461.02	
963799	142701104	11/25/2014	230		25,000,000.00
965333	1512811	11/26/2014	230	7,513,439.00	
965388	1512898	11/26/2014	230	425,972.62	
965475	1512848	11/26/2014	230	158,228.47	
965394	1512899	11/26/2014	230	80,000.00	
965396	1512900	11/26/2014	230	51,125.00	
965400	1512901	11/26/2014	230	38,242.85	
965334	1512812	11/26/2014	230	4,360.00	
965405	1512902	11/26/2014	230	3,816.31	
964212	1512746	11/26/2014	230	996.24	
965415	1512903	11/26/2014	230	955.25	
965418	1512904	11/26/2014	230	23.13	
966005	1513017	12/1/2014	230	82,053.57	
965738	1512976	12/1/2014	230	56,149.71	
965737	1512975	12/1/2014	230	16,574.56	
965740	1512977	12/1/2014	230	9,657.02	
965736	1512974	12/1/2014	230	7,518.19	
965717	1512973	12/1/2014	230	2,487.26	
966496	1513115	12/2/2014	230	261,779.54	
966032	1513045	12/2/2014	230	223,849.43	
966494	1513097	12/2/2014	230	106,806.71	
966451	1513114	12/2/2014	230	37,394.90	
966910	1513240	12/3/2014	230	18,327.17	
966531	1513145	12/3/2014	230	12,359.39	
966912	1513241	12/3/2014	230	6,700.00	
966914	1513242	12/3/2014	230	3,640.27	
966916	1513243	12/3/2014	230	2,975.21	
967041	1513357	12/4/2014	230	2,272.91	
967329	1513381	12/4/2014	230	500.00	
967044	1513358	12/4/2014	230	337.74	
967049	1513359	12/4/2014	230	115.64	
967789	1513538	12/5/2014	230	74,675.00	
967701	1513455	12/5/2014	230	62,070.30	
967785	1513537	12/5/2014	230	50,000.00	
967702	1513456	12/5/2014	230	49,286.65	
967682	1513436	12/5/2014	230	32,265.05	
967650	1513416	12/5/2014	230	17,620.54	
967683	1513437	12/5/2014	230	2,065.00	
967703	1513457	12/5/2014	230	1,020.98	
968146	1513635	12/8/2014	230	8,538,682.00	

Run Date: 6/30/2015
 Run Time: 5:07:57PM

Demand Account Activity

Page: 13
 User: 0

Start Date: 7/1/2014 End Date: 6/30/2015

Jnl. Entry	Ref #	Trx. Date	Ledger	Debit Amount	Credit Amount
968110	1513600	12/8/2014	230	272,012.38	
968133	1513632	12/8/2014	230	60,944.61	
968109	1513599	12/8/2014	230	162.62	
968166	1513654	12/9/2014	230	142,649.67	
968401	1513752	12/9/2014	230	44,817.42	
968400	1513751	12/9/2014	230	26,327.85	
968399	1513750	12/9/2014	230	9,027.85	
968398	1513749	12/9/2014	230	3,551.99	
968181	142701206	12/9/2014	230		20,000,000.00
968823	1513877	12/10/2014	230	6,148,888.00	
968824	1513878	12/10/2014	230	1,505,046.11	
968773	1513869	12/10/2014	230	156,408.95	
968757	1513835	12/10/2014	230	150,000.00	
968688	1513783	12/10/2014	230	51,033.00	
968689	1513784	12/10/2014	230	20,000.00	
968748	1513825	12/10/2014	230	5,411.07	
968747	1513824	12/10/2014	230	3,192.36	
968604	1513782	12/10/2014	230	2,081.40	
968746	1513823	12/10/2014	230	2,047.69	
968850	1513906	12/11/2014	230	110,645.85	
970163	1513974	12/11/2014	230	84,624.29	
970162	1513973	12/11/2014	230	56,097.80	
970161	1513972	12/11/2014	230	29,207.16	
970160	1513971	12/11/2014	230	23,641.44	
970205	1514013	12/11/2014	230	20,000.00	
970159	1513970	12/11/2014	230	1,533.50	
970682	1514199	12/12/2014	230	552,680.00	
970681	1514198	12/12/2014	230	92,829.26	
970535	1514077	12/12/2014	230	49,648.61	
970598	1514120	12/12/2014	230	8,023.71	
970597	1514119	12/12/2014	230	9.73	
970798	1514303	12/15/2014	230	39,485.40	
970800	1514304	12/15/2014	230	36,161.74	
970801	1514305	12/15/2014	230	6,465.45	
971213	1514349	12/16/2014	230	456,141.69	
971613	1514458	12/16/2014	230	56,500.00	
971284	1514410	12/16/2014	230	8,442.34	
971283	1514409	12/16/2014	230	5,047.30	
971282	1514408	12/16/2014	230	1,358.11	
971216	1514350	12/16/2014	230	383.49	
971206	1514348	12/16/2014	230	245.03	
971281	1514407	12/16/2014	230	114.13	
972065	1514619	12/17/2014	230	216,721.92	
971995	1514563	12/17/2014	230	151,372.90	
971994	1514562	12/17/2014	230	3,982.67	
972072	1514633	12/18/2014	230	100,272.98	
972517	1514701	12/18/2014	230	21,647.18	
972516	1514700	12/18/2014	230	12,376.94	
972515	1514699	12/18/2014	230	1,951.61	
972569	1514740	12/19/2014	230	123,049.82	
972961	1514794	12/19/2014	230	15,662.12	
973063	1514878	12/19/2014	230	9,180.31	
972964	1514797	12/19/2014	230	943.75	
972963	1514796	12/19/2014	230	804.99	
972563	1514739	12/19/2014	230	753.58	
972962	1514795	12/19/2014	230	529.20	

Run Date: 6/30/2015
 Run Time: 5:07:57PM

Demand Account Activity

Start Date: 7/1/2014 End Date: 6/30/2015

Page: 14
 User: 0

Jnl. Entry	Ref #	Trx. Date	Ledger	Debit Amount	Credit Amount
972965	1514798	12/19/2014	230	128.35	
972966	1514799	12/19/2014	230	31.05	
973126	1514916	12/22/2014	230	12,382,502.00	
973173	1514964	12/22/2014	230	56,101.46	
973177	1514965	12/22/2014	230	54,966.49	
973618	1515005	12/22/2014	230	51,860.00	
973124	1514914	12/22/2014	230	50,003.36	
973182	1514966	12/22/2014	230	44,771.70	
973125	1514915	12/22/2014	230	41,000.00	
973621	1515006	12/22/2014	230	27,000.00	
973122	1514912	12/22/2014	230	20,000.00	
973123	1514913	12/22/2014	230	3,789.11	
973121	1514911	12/22/2014	230	1,147.40	
973431	1514967	12/22/2014	230	675.22	
973433	1514968	12/22/2014	230	36.12	
973972	1515038	12/23/2014	230	355,449.63	
974007	1515093	12/23/2014	230	182,679.23	
974006	1515092	12/23/2014	230	178,558.77	
973995	1515086	12/23/2014	230	156,483.33	
974008	1515094	12/23/2014	230	60,525.88	
974001	1515090	12/23/2014	230	20,710.20	
974005	1515091	12/23/2014	230	12,417.73	
974189	1515206	12/29/2014	230	144,999.38	
974233	1515272	12/29/2014	230	138,716.30	
974193	1515207	12/29/2014	230	87,001.74	
974185	1515205	12/29/2014	230	657.79	
974150	142701207	12/29/2014	230		25,000,000.00
975495	1515375	12/30/2014	230	8,435,805.00	
975371	1515277	12/30/2014	230	184,267.76	
975384	1515288	12/30/2014	230	57,734.12	
975368	1515274	12/30/2014	230	50,543.73	
975369	1515275	12/30/2014	230	33,139.03	
975449	1515333	12/30/2014	230	21,318.38	
975370	1515276	12/30/2014	230	16,673.92	
975451	1515335	12/30/2014	230	1,033.15	
975447	1515331	12/30/2014	230	27.50	
975450	1515334	12/30/2014	230	9.81	
975849	1515406	12/31/2014	230	15,368.48	
975850	1515407	12/31/2014	230	11,569.08	
976360	1515466	12/31/2014	230	4,846.12	
976355	1515464	12/31/2014	230	656.36	
976406	1515513	12/31/2014	230	133.16	
976358	1515465	12/31/2014	230	37.02	
976736	1515550	1/2/2015	230	115,366.39	
976739	1515553	1/2/2015	230	42,439.89	
976738	1515552	1/2/2015	230	4,670.16	
976737	1515551	1/2/2015	230	7.13	
977062	1515615	1/5/2015	230	358,812.85	
977045	1515616	1/5/2015	230	16,549.82	
977057	1515613	1/5/2015	230	1,030.57	
977060	1515614	1/5/2015	230	3.02	
977280	1515811	1/6/2015	230	436,355.09	
977162	1515704	1/6/2015	230	132,577.06	
977251	1515774	1/6/2015	230	9,574.57	
977249	1515773	1/6/2015	230	4,733.50	
977240	1515772	1/6/2015	230	1,132.39	

Run Date: 6/30/2015
 Run Time: 5:07:57PM

Demand Account Activity

Start Date: 7/1/2014 End Date: 6/30/2015

Page: 15
 User: 0

Jnl. Entry	Ref #	Trx. Date	Ledger	Debit Amount	Credit Amount
977163	1515705	1/6/2015	230	134.75	
977746	1515948	1/7/2015	230	320,000.00	
977629	1515829	1/7/2015	230	161,754.75	
977636	1515859	1/7/2015	230	84,502.68	
977731	1515936	1/7/2015	230	64,123.83	
977735	1515937	1/7/2015	230	7,545.00	
977587	1515827	1/7/2015	230	6,884.26	
977635	1515858	1/7/2015	230	6,717.17	
978090	1515964	1/8/2015	230	712,433.44	
978091	1515965	1/8/2015	230	194,594.43	
978092	1515966	1/8/2015	230	167,547.58	
979245	1516103	1/8/2015	230	116,570.30	
979264	1516066	1/8/2015	230	94,240.00	
978095	1515969	1/8/2015	230	91,446.51	
978093	1515967	1/8/2015	230	65,637.43	
979263	1516065	1/8/2015	230	31,759.84	
978094	1515968	1/8/2015	230	8,083.49	
979265	1516067	1/8/2015	230	1,587.05	
979266	1516068	1/8/2015	230	665.94	
979701	1516236	1/9/2015	230	10,279,647.00	
979593	1516136	1/9/2015	230	100,598.90	
979700	1516235	1/9/2015	230	100,000.00	
979321	1516117	1/9/2015	230	53,583.02	
979626	1516168	1/9/2015	230	39,719.13	
979625	1516167	1/9/2015	230	36,753.95	
979319	1516116	1/9/2015	230	22,938.88	
979318	1516115	1/9/2015	230	10,575.00	
979341	142700105	1/9/2015	230		10,000,000.00
980063	1516302	1/12/2015	230	51,704.25	
980062	1516301	1/12/2015	230	34,518.54	
980021	1516262	1/12/2015	230	20,000.00	
980110	1516366	1/12/2015	230	15,579.69	
980019	1516260	1/12/2015	230	14,418.54	
980061	1516300	1/12/2015	230	12,300.00	
980060	1516299	1/12/2015	230	925.52	
980017	1516261	1/12/2015	230	143.25	
980026	1516298	1/12/2015	230	137.73	
980464	1516437	1/13/2015	230	52,667.26	
980463	1516436	1/13/2015	230	16,801.80	
980461	1516435	1/13/2015	230	609.80	
980458	1516434	1/13/2015	230	275.00	
980436	1516433	1/13/2015	230	37.48	
980522	1516493	1/14/2015	230	194,659.30	
980927	1516617	1/14/2015	230	54,035.58	
980959	1516639	1/14/2015	230	15,912.50	
980958	1516642	1/14/2015	230	12,587.75	
980837	1516547	1/14/2015	230	4,145.37	
980954	1516641	1/14/2015	230	3,921.47	
980949	1516640	1/14/2015	230	3,305.44	
980524	1516494	1/14/2015	230	1,500.00	
980960	1516643	1/14/2015	230	395.92	
980839	1516548	1/14/2015	230	158.50	
980972	1516651	1/15/2015	230	160,000.00	
981013	1516690	1/15/2015	230	28,166.08	
981012	1516689	1/15/2015	230	21,103.76	
981011	1516688	1/15/2015	230	3,905.23	

Run Date: 6/30/2015
 Run Time: 5:07:57PM

Demand Account Activity

Page: 16
 User: 0

Start Date: 7/1/2014 End Date: 6/30/2015

Jnl. Entry	Ref #	Trx. Date	Ledger	Debit Amount	Credit Amount
981009	1516686	1/15/2015	230	72.38	
981010	1516687	1/15/2015	230	41.32	
980973	1516652	1/15/2015	230	32.21	
982054	1516921	1/16/2015	230	9,372,151.00	
981561	1516922	1/16/2015	230	585,084.00	
981443	1516816	1/16/2015	230	146,598.68	
981444	1516817	1/16/2015	230	96,755.40	
981564	1516923	1/16/2015	230	27,000.00	
981502	1516862	1/16/2015	230	25,200.00	
981440	1516814	1/16/2015	230	21,389.19	
981438	1516813	1/16/2015	230	17,637.76	
981420	1516812	1/16/2015	230	3,645.36	
981501	1516861	1/16/2015	230	3,617.24	
981442	1516815	1/16/2015	230	3,587.41	
981500	1516860	1/16/2015	230	692.23	
981499	1516859	1/16/2015	230	168.19	
982109	1516965	1/20/2015	230	196,823.08	
982463	1517006	1/20/2015	230	131,111.21	
982462	1517005	1/20/2015	230	3,827.33	
982107	1516964	1/20/2015	230	3,422.39	
982461	1517004	1/20/2015	230	600.00	
982115	142700104	1/20/2015	230		20,000,000.00
983169	1517218	1/21/2015	230	183,721.13	
983123	1517181	1/21/2015	230	161,293.90	
983168	1517217	1/21/2015	230	73,975.00	
983096	1517160	1/21/2015	230	13,888.34	
983101	1517165	1/21/2015	230	9,819.23	
983102	1517166	1/21/2015	230	9,441.19	
983103	1517167	1/21/2015	230	2,074.05	
983104	1517168	1/21/2015	230	35.11	
983331	1517331	1/22/2015	230	83,782.66	
983215	1517237	1/22/2015	230	65,610.66	
983339	1517332	1/22/2015	230	57,880.27	
983342	1517333	1/22/2015	230	40,745.05	
983252	1517265	1/22/2015	230	20,000.00	
983337	1517334	1/22/2015	230	3,067.00	
983338	1517335	1/22/2015	230	609.59	
983216	1517238	1/22/2015	230	78.06	
985099	1517493	1/23/2015	230	2,570,285.00	
984635	1517456	1/23/2015	230	220,112.80	
985098	1517492	1/23/2015	230	160,000.00	
985096	1517491	1/23/2015	230	133,288.47	
984634	1517455	1/23/2015	230	15,715.83	
984633	1517454	1/23/2015	230	5,877.38	
984549	1517384	1/23/2015	230	3,302.20	
984632	1517453	1/23/2015	230	2,392.57	
984631	1517452	1/23/2015	230	128.44	
984630	1517451	1/23/2015	230	37.38	
985495	1517577	1/26/2015	230	21,733.19	
985547	1517628	1/26/2015	230	15,000.00	
985496	1517578	1/26/2015	230	9,748.60	
985497	1517579	1/26/2015	230	1,101.51	
985498	1517580	1/26/2015	230	123.61	
985499	1517581	1/26/2015	230	103.03	
985500	1517582	1/26/2015	230	75.12	
985886	1517674	1/27/2015	230	380,781.42	

Run Date: 6/30/2015
 Run Time: 5:07:57PM

Demand Account Activity

Start Date: 7/1/2014 End Date: 6/30/2015

Page: 17
 User: 0

Jnl. Entry	Ref #	Trx. Date	Ledger	Debit Amount	Credit Amount
985976	1517737	1/27/2015	230	64,610.83	
985977	1517738	1/27/2015	230	27,961.98	
985978	1517739	1/27/2015	230	1,365.15	
986462	1517915	1/28/2015	230	11,101,854.00	
986476	1517916	1/28/2015	230	3,763,718.00	
986362	1517815	1/28/2015	230	34,257.66	
986457	1517890	1/28/2015	230	11,485.68	
986366	1517817	1/28/2015	230	7,856.25	
986456	1517889	1/28/2015	230	2,509.45	
986486	1517912	1/28/2015	230	1,661.71	
986364	1517816	1/28/2015	230	21.25	
987034	1518064	1/29/2015	230	321,250.94	
987021	1518046	1/29/2015	230	242,442.58	
987020	1518045	1/29/2015	230	41,629.09	
987019	1518044	1/29/2015	230	16,632.46	
987018	1518043	1/29/2015	230	6,784.16	
987017	1518042	1/29/2015	230	77.24	
987411	1518137	1/30/2015	230	287,283.77	
987467	1518199	1/30/2015	230	136,850.82	
987410	1518136	1/30/2015	230	81,333.97	
987361	1518103	1/30/2015	230	50,840.83	
987365	1518106	1/30/2015	230	15,587.76	
987466	1518198	1/30/2015	230	7,623.63	
987409	1518135	1/30/2015	230	2,629.55	
987408	1518134	1/30/2015	230	877.23	
987375	14270013003 Regio	1/30/2015	230		20,000,000.00
987834	1518226	2/2/2015	230	13,848.93	
987833	1518225	2/2/2015	230	349.48	
987586	1518224	2/2/2015	230	203.10	
987958	1518308	2/3/2015	230	165,809.08	
988306	1518405	2/3/2015	230	82,861.75	
988308	1518406	2/3/2015	230	47,000.00	
988226	1518337	2/3/2015	230	24,217.58	
988227	1518338	2/3/2015	230	7,934.03	
988228	1518339	2/3/2015	230	5,170.21	
988780	1518533	2/4/2015	230	159,310.18	
988716	1518474	2/4/2015	230	126,246.24	
988778	1518532	2/4/2015	230	43,173.00	
988781	1518534	2/4/2015	230	20,000.00	
988715	1518473	2/4/2015	230	2,942.86	
989959	1518666	2/5/2015	230	85,000.00	
989958	1518665	2/5/2015	230	81,333.18	
989957	1518664	2/5/2015	230	75,410.76	
989954	1518663	2/5/2015	230	31,803.11	
989950	1518662	2/5/2015	230	1,533.51	
989948	1518661	2/5/2015	230	616.74	
990007	1518690	2/5/2015	230	600.00	
988814	1518660	2/5/2015	230	72.97	
990380	1518825	2/6/2015	230	5,339,515.00	
990086	1518745	2/6/2015	230	107,648.60	
990144	1518782	2/6/2015	230	14,148.42	
990146	1518783	2/6/2015	230	7,385.76	
990147	1518784	2/6/2015	230	410.00	
990149	1518785	2/6/2015	230	126.11	
990463	1518880	2/9/2015	230	50,271.84	
990462	1518879	2/9/2015	230	14,486.22	

Run Date: 6/30/2015
 Run Time: 5:07:57PM

Demand Account Activity

Start Date: 7/1/2014 End Date: 6/30/2015

Page: 18
 User: 0

Jnl. Entry	Ref #	Trx. Date	Ledger	Debit Amount	Credit Amount
990461	1518878	2/9/2015	230	1,002.84	
990460	1518877	2/9/2015	230	887.15	
990410	1518847	2/9/2015	230	184.70	
990874	1518977	2/10/2015	230	262,035.95	
990906	1519008	2/10/2015	230	29,325.66	
991185	1519049	2/10/2015	230	7,299.00	
990905	1519007	2/10/2015	230	1,078.79	
990873	1518976	2/10/2015	230	486.15	
990904	1519006	2/10/2015	230	213.11	
991678	1519207	2/11/2015	230	150,000.00	
991634	1519188	2/11/2015	230	100,000.00	
991645	1519189	2/11/2015	230	66,531.79	
991576	1519121	2/11/2015	230	42,139.81	
991575	1519120	2/11/2015	230	32,579.45	
991574	1519119	2/11/2015	230	1,868.72	
991573	1519118	2/11/2015	230	53.62	
991572	1519117	2/11/2015	230	46.40	
991515	142700207	2/11/2015	230		11,000,000.00
991981	1519224	2/12/2015	230	3,842,626.50	
992128	1519351	2/12/2015	230	376,121.05	
992015	1519255	2/12/2015	230	29,827.51	
992014	1519254	2/12/2015	230	22,723.21	
992013	1519253	2/12/2015	230	3,498.13	
992097	1519333	2/12/2015	230	1,210.62	
992182	1519380	2/13/2015	230	232,282.83	
992603	1519471	2/13/2015	230	48,026.43	
992181	1519379	2/13/2015	230	26,339.91	
992604	1519472	2/13/2015	230	17,765.35	
992215	1519409	2/13/2015	230	3,659.37	
992217	1519411	2/13/2015	230	642.45	
992160	1519378	2/13/2015	230	84.68	
992216	1519410	2/13/2015	230	19.13	
992645	1519517	2/17/2015	230	218,305.18	
992647	1519518	2/17/2015	230	208,064.28	
992926	1519561	2/17/2015	230	113,570.45	
992924	1519560	2/17/2015	230	47,513.46	
992651	1519519	2/17/2015	230	20,000.00	
992923	1519559	2/17/2015	230	126.11	
992706	1519558	2/17/2015	230	35.51	
993445	1519679	2/18/2015	230	7,447,138.00	
993111	1519572	2/18/2015	230	161,000.00	
993391	1519628	2/18/2015	230	32,932.80	
993394	1519629	2/18/2015	230	25,308.28	
993389	1519627	2/18/2015	230	810.75	
994655	1519755	2/19/2015	230	60,373.10	
994657	1519756	2/19/2015	230	47,618.50	
994701	1519824	2/19/2015	230	43,994.00	
994661	1519823	2/19/2015	230	18,278.73	
994658	1519757	2/19/2015	230	628.24	
994566	142700205	2/19/2015	230		12,000,000.00
994751	1519859	2/20/2015	230	502,004.87	
994758	1519860	2/20/2015	230	65,961.79	
994831	1519932	2/20/2015	230	31,913.18	
994830	1519931	2/20/2015	230	11,327.86	
994829	1519930	2/20/2015	230	8,448.98	
994832	1519933	2/20/2015	230	1,533.50	

Run Date: 6/30/2015
 Run Time: 5:07:57PM

Demand Account Activity

Page: 19
 User: 0

Start Date: 7/1/2014 End Date: 6/30/2015

Jnl. Entry	Ref #	Trx. Date	Ledger	Debit Amount	Credit Amount
995199	1519984	2/23/2015	230	68,478.98	
995493	1520016	2/23/2015	230	50,535.73	
995495	1520018	2/23/2015	230	3,563.28	
995496	1520019	2/23/2015	230	448.86	
995197	1519983	2/23/2015	230	214.81	
995494	1520017	2/23/2015	230	34.11	
995894	1520141	2/24/2015	230	13,114,942.00	
995895	1520142	2/24/2015	230	550,400.00	
995569	1520068	2/24/2015	230	222,929.99	
995897	1520143	2/24/2015	230	100,000.00	
995892	1520140	2/24/2015	230	45,774.22	
995839	1520094	2/24/2015	230	39,353.87	
995840	1520095	2/24/2015	230	32,721.80	
995841	1520096	2/24/2015	230	16,933.84	
995900	1520144	2/24/2015	230	12,500.00	
995902	1520145	2/24/2015	230	1,661.71	
995907	1520146	2/24/2015	230	234.44	
996282	1520232	2/25/2015	230	18,731.40	
996286	1520233	2/25/2015	230	8,024.15	
995918	1520165	2/25/2015	230	6,829.66	
996287	1520234	2/25/2015	230	159.35	
996288	1520235	2/25/2015	230	75.30	
996661	1520346	2/26/2015	230	4,554,424.00	
996377	1520295	2/26/2015	230	26,260.15	
996378	1520296	2/26/2015	230	11,094.36	
996379	1520297	2/26/2015	230	10,500.73	
996608	1520298	2/26/2015	230	5,135.78	
996610	1520299	2/26/2015	230	116.55	
996341	142700201	2/26/2015	230		15,000,000.00
996967	1520402	2/27/2015	230	762,853.16	
997113	1520522	2/27/2015	230	113,501.20	
996873	1520382	2/27/2015	230	48,468.25	
996944	1520383	2/27/2015	230	15,953.84	
996968	1520403	2/27/2015	230	37.68	
997385	1520637	3/2/2015	230	84,794.37	
997322	1520581	3/2/2015	230	48,321.92	
997323	1520582	3/2/2015	230	34,255.34	
997321	1520580	3/2/2015	230	12,765.62	
997320	1520579	3/2/2015	230	434.78	
997278	1520549	3/2/2015	230	300.00	
997739	1520653	3/3/2015	230	381,276.34	
998098	1520715	3/3/2015	230	172,790.26	
998072	1520688	3/3/2015	230	161,000.00	
998129	1520732	3/3/2015	230	110,000.00	
998099	1520716	3/3/2015	230	49,012.04	
998101	1520718	3/3/2015	230	5,825.22	
998100	1520717	3/3/2015	230	712.57	
998221	1520815	3/4/2015	230	208,000.00	
998229	1520816	3/4/2015	230	46,194.96	
998549	1520839	3/4/2015	230	31,123.18	
998585	1520885	3/4/2015	230	20,000.00	
998196	1520801	3/4/2015	230	3,427.81	
998550	1520840	3/4/2015	230	839.70	
998551	1520841	3/4/2015	230	491.90	
999904	1520981	3/6/2015	230	119,787.93	
999937	1521037	3/6/2015	230	86,185.89	

Run Date: 6/30/2015
 Run Time: 5:07:57PM

Demand Account Activity

Page: 20
 User: 0

Start Date: 7/1/2014 End Date: 6/30/2015

Jnl. Entry	Ref #	Trx. Date	Ledger	Debit Amount	Credit Amount
999901	1520980	3/6/2015	230	60,337.11	
999898	1520979	3/6/2015	230	48,234.83	
999895	1520977	3/6/2015	230	47,468.25	
999980	1521059	3/6/2015	230	1,852.20	
999896	1520978	3/6/2015	230	1,533.49	
999905	1520982	3/6/2015	230	560.15	
1000368	1521170	3/9/2015	230	100,000.00	
1000323	1521131	3/9/2015	230	14,292.20	
1000324	1521132	3/9/2015	230	12,915.77	
1000325	1521133	3/9/2015	230	12,300.00	
1000371	1521173	3/9/2015	230	1,541.36	
1000326	1521134	3/9/2015	230	410.00	
1000327	1521135	3/9/2015	230	124.71	
1000735	1521251	3/10/2015	230	4,303,884.00	
1000736	1521252	3/10/2015	230	153,744.19	
1000737	1521253	3/10/2015	230	82,559.39	
1000738	1521254	3/10/2015	230	32,051.65	
1001159	1521370	3/11/2015	230	154,164.18	
1001160	1521371	3/11/2015	230	42,117.63	
1001161	1521372	3/11/2015	230	557.19	
1001269	1521453	3/12/2015	230	2,094,109.00	
1001271	1521455	3/12/2015	230	1,971,640.73	
1001270	1521454	3/12/2015	230	149,900.00	
1001647	1521537	3/12/2015	230	56,777.48	
1001643	1521533	3/12/2015	230	27,388.78	
1001646	1521536	3/12/2015	230	27,296.76	
1001645	1521535	3/12/2015	230	1,986.07	
1001644	1521534	3/12/2015	230	44.18	
1002150	1521702	3/13/2015	230	155,026.95	
1001707	1521572	3/13/2015	230	95,573.37	
1002152	1521703	3/13/2015	230	17,637.76	
1001729	1521588	3/13/2015	230	9,379.02	
1001728	1521587	3/13/2015	230	9,229.06	
1002154	1521704	3/13/2015	230	700.45	
1001727	1521586	3/13/2015	230	631.05	
1001725	1521585	3/13/2015	230	5.60	
1002613	1521817	3/16/2015	230	296,718.32	
1002593	1521798	3/16/2015	230	39,672.41	
1002622	1521818	3/16/2015	230	26,000.00	
1002171	1521714	3/16/2015	230	17,000.00	
1002594	1521799	3/16/2015	230	741.54	
1002175	1521715	3/16/2015	230	58.26	
1002596	1521801	3/16/2015	230	31.69	
1002595	1521800	3/16/2015	230	1.00	
1003091	1521886	3/17/2015	230	245,323.45	
1003110	1521905	3/17/2015	230	61,381.74	
1003109	1521904	3/17/2015	230	32,449.14	
1003108	1521903	3/17/2015	230	29,078.93	
1003111	1521906	3/17/2015	230	6,970.81	
1003092	1521887	3/17/2015	230	183.13	
1003037	142700308	3/17/2015	230		17,000,000.00
1003565	1522044	3/18/2015	230	516,713.00	
1003591	1522069	3/18/2015	230	249,185.45	
1003696	1522136	3/18/2015	230	160,043.12	
1003594	1522071	3/18/2015	230	98,306.49	
1003582	1522061	3/18/2015	230	40,500.00	

Run Date: 6/30/2015
 Run Time: 5:07:57PM

Demand Account Activity

Start Date: 7/1/2014 End Date: 6/30/2015

Page: 21
 User: 0

Jnl. Entry	Ref #	Trx. Date	Ledger	Debit Amount	Credit Amount
1003595	1522072	3/18/2015	230	855.37	
1003583	1522062	3/18/2015	230	144.30	
1003593	1522070	3/18/2015	230	143.16	
1004931	1522267	3/19/2015	230	296,354.54	
1004923	1522255	3/19/2015	230	82,080.26	
1004922	1522254	3/19/2015	230	59,751.63	
1004921	1522253	3/19/2015	230	39,847.23	
1004917	1522247	3/19/2015	230	3,936.06	
1004918	1522252	3/19/2015	230	2,688.80	
1004916	1522251	3/19/2015	230	604.75	
1005433	1522443	3/20/2015	230	6,944,395.00	
1005373	1522367	3/20/2015	230	295,694.22	
1005452	1522444	3/20/2015	230	275,000.00	
1005389	1522368	3/20/2015	230	30,608.80	
1005377	1522369	3/20/2015	230	23,251.56	
1005400	1522384	3/20/2015	230	20,000.00	
1005479	1522452	3/20/2015	230	14,683.41	
1005380	1522370	3/20/2015	230	8,359.03	
1005383	1522371	3/20/2015	230	891.86	
1005915	1522523	3/23/2015	230	62,557.41	
1005864	1522520	3/23/2015	230	1,787.01	
1005914	1522522	3/23/2015	230	264.86	
1005913	1522521	3/23/2015	230	47.46	
1005969	1522567	3/24/2015	230	422,006.15	
1006413	1522624	3/24/2015	230	270,163.89	
1006467	1522674	3/24/2015	230	50,000.00	
1006414	1522625	3/24/2015	230	29,878.93	
1006415	1522626	3/24/2015	230	36.62	
1006991	1522779	3/25/2015	230	57,023.63	
1006990	1522778	3/25/2015	230	44,341.60	
1006532	1522724	3/25/2015	230	5,603.57	
1006989	1522777	3/25/2015	230	5,094.11	
1006982	1522772	3/25/2015	230	1,114.76	
1006988	1522776	3/25/2015	230	868.85	
1007526	1522944	3/26/2015	230	30,240,015.00	
1007525	1522943	3/26/2015	230	5,820,792.00	
1007471	1522891	3/26/2015	230	86,818.07	
1007468	1522889	3/26/2015	230	22,002.22	
1007079	1522853	3/26/2015	230	5,621.54	
1007469	1522890	3/26/2015	230	2,916.58	
1007497	1522917	3/26/2015	230	1,271.73	
1007873	1523004	3/27/2015	230	363,930.47	
1007553	1522962	3/27/2015	230	93,315.61	
1007874	1523005	3/27/2015	230	64,740.20	
1007559	1522963	3/27/2015	230	15,587.76	
1007872	1523003	3/27/2015	230	1,119.69	
1007871	1523002	3/27/2015	230	290.57	
1007571	142700302	3/27/2015	230		47,000,000.00
1008550	1523123	3/30/2015	230	57,654.76	
1008549	1523122	3/30/2015	230	4,968.95	
1007971	1523085	3/30/2015	230	3,818.68	
1008548	1523121	3/30/2015	230	160.45	
1008912	1523210	3/31/2015	230	221,784.77	
1008952	1523231	3/31/2015	230	44,140.58	
1008951	1523230	3/31/2015	230	18,108.75	
1008983	1523256	3/31/2015	230	10,600.00	

Run Date: 6/30/2015
 Run Time: 5:07:57PM

Demand Account Activity

Page: 22
 User: 0

Start Date: 7/1/2014 End Date: 6/30/2015

Jnl. Entry	Ref #	Trx. Date	Ledger	Debit Amount	Credit Amount
1008950	1523229	3/31/2015	230	6,036.75	
1008949	1523228	3/31/2015	230	235.35	
1009452	1523415	4/1/2015	230	162,214.11	
1009131	1523355	4/1/2015	230	45,000.00	
1009439	1523400	4/1/2015	230	32,892.28	
1009437	1523398	4/1/2015	230	105.33	
1009436	1523397	4/1/2015	230	80.69	
1009438	1523399	4/1/2015	230	30.42	
1010581	142700401	4/2/2015	230	60,000,000.00	
1010629	1523509	4/2/2015	230	68,108.05	
1010631	1523511	4/2/2015	230	58,392.71	
1010628	1523508	4/2/2015	230	42,711.27	
1009680	1523450	4/2/2015	230	2,042.20	
1010630	1523510	4/2/2015	230	1,533.49	
1010627	1523507	4/2/2015	230	570.88	
1010939	1523562	4/3/2015	230	311,558.96	
1010989	1523608	4/3/2015	230	110,091.00	
1010973	1523593	4/3/2015	230	90,832.99	
1011010	1523655	4/3/2015	230	40,826.78	
1010975	1523594	4/3/2015	230	9,648.26	
1010922	1523561	4/3/2015	230	95.39	
1010972	1523592	4/3/2015	230	58.00	
1011016	142700403	4/3/2015	230		60,000,000.00
1011418	1523758	4/6/2015	230	7,355,347.00	
1011369	1523716	4/6/2015	230	24,881.50	
1011334	1523681	4/6/2015	230	20,000.00	
1011370	1523717	4/6/2015	230	1,396.19	
1011335	1523682	4/6/2015	230	184.75	
1011336	1523683	4/6/2015	230	1.00	
1011075	142700405	4/6/2015	230		2,000,000.00
1011439	1523777	4/7/2015	230	109,775.55	
1011438	1523776	4/7/2015	230	100,656.61	
1011713	1523791	4/7/2015	230	44,528.53	
1011759	1523838	4/7/2015	230	44,167.20	
1011758	1523837	4/7/2015	230	23,820.46	
1011771	1523898	4/7/2015	230	17,506.79	
1011757	1523836	4/7/2015	230	12,300.00	
1011437	1523775	4/7/2015	230	9,253.00	
1011756	1523835	4/7/2015	230	410.00	
1011755	1523834	4/7/2015	230	138.10	
1011708	142700401	4/7/2015	230		7,000,000.00
1012185	1523968	4/8/2015	230	86,440.65	
1012192	1523975	4/8/2015	230	38,916.66	
1012191	1523974	4/8/2015	230	16,234.13	
1012126	1523925	4/8/2015	230	14,912.09	
1012190	1523973	4/8/2015	230	9,193.81	
1012189	1523972	4/8/2015	230	2,844.42	
1012188	1523971	4/8/2015	230	2,432.25	
1012187	1523970	4/8/2015	230	604.30	
1012186	1523969	4/8/2015	230	134.69	
1012141	1523926	4/8/2015	230	1.00	
1012685	1524142	4/9/2015	230	137,273.88	
1012686	1524143	4/9/2015	230	37,133.43	
1012682	1524141	4/9/2015	230	9,190.70	
1012681	1524140	4/9/2015	230	6,749.60	
1012568	1524048	4/9/2015	230	2,000.00	

Run Date: 6/30/2015
 Run Time: 5:07:57PM

Demand Account Activity

Page: 23
 User: 0

Start Date: 7/1/2014 End Date: 6/30/2015

Jnl. Entry	Ref #	Trx. Date	Ledger	Debit Amount	Credit Amount
1012754	1524192	4/10/2015	230	6,715,209.65	
1013035	1524193	4/10/2015	230	5,531,175.00	
1013038	1524195	4/10/2015	230	117,176.74	
1013160	1524304	4/10/2015	230	86,160.82	
1013156	1524301	4/10/2015	230	84,924.18	
1013152	1524299	4/10/2015	230	82,438.91	
1013159	1524303	4/10/2015	230	74,153.89	
1013037	1524194	4/10/2015	230	17,620.55	
1013154	1524300	4/10/2015	230	15,589.29	
1013162	1524305	4/10/2015	230	7,600.00	
1013082	1524236	4/10/2015	230	6,425.26	
1013081	1524235	4/10/2015	230	2,335.80	
1013079	1524233	4/10/2015	230	1,000.00	
1013080	1524234	4/10/2015	230	741.11	
1013157	1524302	4/10/2015	230	76.20	
1013083	1524237	4/10/2015	230	53.61	
1013548	1524394	4/13/2015	230	44,239.11	
1013547	1524393	4/13/2015	230	42,683.83	
1013546	1524392	4/13/2015	230	3,564.52	
1013188	1524322	4/13/2015	230	114.93	
1013545	1524391	4/13/2015	230	77.76	
1013544	1524390	4/13/2015	230	69.86	
1013487	142700411	4/13/2015	230		13,000,000.00
1013885	1524456	4/14/2015	230	191,889.88	
1013969	1524533	4/14/2015	230	40,801.50	
1013970	1524534	4/14/2015	230	25,600.67	
1013973	1524535	4/14/2015	230	25,164.41	
1014024	1524588	4/14/2015	230	21,000.00	
1013974	1524536	4/14/2015	230	7,434.04	
1013975	1524537	4/14/2015	230	845.24	
1014416	1524683	4/15/2015	230	2,600,000.00	
1014474	1524697	4/15/2015	230	311,079.13	
1014051	1524600	4/15/2015	230	168,227.67	
1014457	1524695	4/15/2015	230	162,412.27	
1014052	1524601	4/15/2015	230	47,000.00	
1014417	1524649	4/15/2015	230	15,484.59	
1014448	1524687	4/15/2015	230	3,758.24	
1014036	1524599	4/15/2015	230	2,061.18	
1014093	1524648	4/15/2015	230	326.30	
1015629	1524746	4/16/2015	230	121,920.29	
1015628	1524745	4/16/2015	230	67,101.92	
1015627	1524744	4/16/2015	230	59,790.50	
1015659	1524824	4/16/2015	230	20,000.00	
1015626	1524743	4/16/2015	230	1,545.94	
1015625	1524742	4/16/2015	230	574.59	
1016200	1525003	4/17/2015	230	340,000.00	
1016060	1524883	4/17/2015	230	312,733.69	
1016122	1524940	4/17/2015	230	8,882.78	
1015994	1524882	4/17/2015	230	2,069.78	
1016046	1524879	4/17/2015	230	1,473.72	
1016121	1524939	4/17/2015	230	664.67	
1016120	1524938	4/17/2015	230	410.65	
1016340	1525113	4/20/2015	230	147,193.07	
1016361	1525125	4/20/2015	230	113,378.46	
1016857	1525136	4/20/2015	230	28,748.28	
1016856	1525135	4/20/2015	230	4,939.98	

Run Date: 6/30/2015
 Run Time: 5:07:57PM

Demand Account Activity

Start Date: 7/1/2014 End Date: 6/30/2015

Page: 24
 User: 0

Jnl. Entry	Ref #	Trx. Date	Ledger	Debit Amount	Credit Amount
1016860	1525137	4/20/2015	230	2,624.24	
1016344	1525114	4/20/2015	230	513.93	
1016285	1525061	4/20/2015	230	184.53	
1016358	142700416	4/20/2015	230		6,000,000.00
1017297	1525266	4/21/2015	230	344,516.83	
1016911	1525163	4/21/2015	230	205,797.48	
1017307	1525279	4/21/2015	230	77,406.93	
1017212	1525189	4/21/2015	230	36,934.10	
1017213	1525190	4/21/2015	230	19,486.51	
1017214	1525191	4/21/2015	230	488.73	
1017215	1525192	4/21/2015	230	55.02	
1017675	1525341	4/22/2015	230	33,406.77	
1017674	1525340	4/22/2015	230	13,315.06	
1017673	1525339	4/22/2015	230	11,776.36	
1017722	1525383	4/22/2015	230	10,569.37	
1017723	1525384	4/22/2015	230	10,485.81	
1017672	1525338	4/22/2015	230	892.19	
1018088	1525439	4/23/2015	230	10,502,389.00	
1018089	1525440	4/23/2015	230	605,530.00	
1018107	1525461	4/23/2015	230	284,536.51	
1018109	1525462	4/23/2015	230	22,576.28	
1018111	1525463	4/23/2015	230	5,458.80	
1018087	1525438	4/23/2015	230	1,852.20	
1018115	1525464	4/23/2015	230	112.42	
1018580	1525629	4/24/2015	230	505,165.58	
1018609	1525657	4/24/2015	230	112,735.30	
1018581	1525630	4/24/2015	230	15,662.13	
1018582	1525631	4/24/2015	230	1,770.62	
1018583	1525632	4/24/2015	230	160.19	
1018584	1525633	4/24/2015	230	30.98	
1018470	142700403	4/24/2015	230		13,000,000.00
1018982	1525746	4/27/2015	230	261,383.99	
1018946	1525725	4/27/2015	230	58,290.75	
1018983	1525747	4/27/2015	230	53,000.00	
1018981	1525744	4/27/2015	230	22,000.00	
1018947	1525726	4/27/2015	230	11,353.83	
1018948	1525727	4/27/2015	230	71.02	
1018992	1525755	4/28/2015	230	215,114.80	
1019297	1525795	4/28/2015	230	48,436.30	
1019298	1525796	4/28/2015	230	21,178.56	
1019237	1525756	4/28/2015	230	17,991.24	
1019300	1525797	4/28/2015	230	8,231.53	
1019238	1525757	4/28/2015	230	6,328.44	
1019239	1525758	4/28/2015	230	5,370.11	
1019240	1525759	4/28/2015	230	43.93	
1019857	1525976	4/29/2015	230	483,075.09	
1019758	1525896	4/29/2015	230	163,000.00	
1019885	1525990	4/29/2015	230	111,830.51	
1019873	1525980	4/29/2015	230	22,000.00	
1019869	1525977	4/29/2015	230	2,695.12	
1019871	1525978	4/29/2015	230	291.06	
1021117	1526036	4/30/2015	230	8,522,240.00	
1021124	1526037	4/30/2015	230	7,991,825.00	
1021218	1526118	4/30/2015	230	300,162.86	
1021234	1526119	4/30/2015	230	61,505.27	
1021237	1526120	4/30/2015	230	47,468.44	

Run Date: 6/30/2015
 Run Time: 5:07:57PM

Demand Account Activity

Start Date: 7/1/2014 End Date: 6/30/2015

Page: 25
 User: 0

Jnl. Entry	Ref #	Trx. Date	Ledger	Debit Amount	Credit Amount
1021241	1526121	4/30/2015	230	1,533.50	
1021244	1526122	4/30/2015	230	579.13	
1021641	1526190	5/1/2015	230	53,335.00	
1021678	1526230	5/1/2015	230	49,711.76	
1021642	1526191	5/1/2015	230	34,108.04	
1021643	1526193	5/1/2015	230	8,936.42	
1021645	1526194	5/1/2015	230	248.40	
1021675	1526192	5/1/2015	230	1.21	
1021689	142700403	5/1/2015	230		19,000,000.00
1022036	1526315	5/4/2015	230	23,397.15	
1021970	1526264	5/4/2015	230	5,582.66	
1022035	1526314	5/4/2015	230	2,407.13	
1022034	1526313	5/4/2015	230	116.08	
1022433	1526433	5/5/2015	230	108,236.70	
1022440	1526440	5/5/2015	230	82,984.36	
1022308	1526338	5/5/2015	230	75,236.55	
1022432	1526432	5/5/2015	230	30,641.27	
1022345	1526358	5/5/2015	230	8,106.55	
1022428	1526430	5/5/2015	230	4,469.42	
1022309	1526339	5/5/2015	230	182.14	
1022431	1526431	5/5/2015	230	53.61	
1022796	1526508	5/6/2015	230	35,919.30	
1022798	1526510	5/6/2015	230	33,547.72	
1022800	1526512	5/6/2015	230	22,795.22	
1022459	1526455	5/6/2015	230	743.35	
1022797	1526509	5/6/2015	230	410.00	
1022799	1526511	5/6/2015	230	141.29	
1023324	1526710	5/7/2015	230	113,538.31	
1023262	1526655	5/7/2015	230	32,485.13	
1023263	1526656	5/7/2015	230	18,319.32	
1023323	1526709	5/7/2015	230	17,382.64	
1023260	1526653	5/7/2015	230	7,853.32	
1023261	1526654	5/7/2015	230	3,971.77	
1023195	1526599	5/7/2015	230	1.00	
1023711	1526764	5/8/2015	230	6,466,440.00	
1023821	1526863	5/8/2015	230	96,635.56	
1023733	1526783	5/8/2015	230	48,912.50	
1023691	1526747	5/8/2015	230	47,053.99	
1023814	1526829	5/8/2015	230	17,620.55	
1023734	1526784	5/8/2015	230	11,503.69	
1023735	1526785	5/8/2015	230	1,363.79	
1023817	142700508	5/8/2015	230		7,000,000.00
1024118	1526949	5/11/2015	230	263,135.91	
1024169	1526939	5/11/2015	230	50,428.60	
1024213	1526977	5/11/2015	230	23,000.00	
1024167	1526937	5/11/2015	230	18,075.80	
1024168	1526938	5/11/2015	230	1,078.33	
1023852	1526889	5/11/2015	230	54.24	
1024572	1527069	5/12/2015	230	182,643.77	
1024608	1527102	5/12/2015	230	174,604.25	
1024493	1526996	5/12/2015	230	108,660.43	
1024570	1527068	5/12/2015	230	64,356.21	
1024563	1527060	5/12/2015	230	58,900.00	
1024569	1527067	5/12/2015	230	7,583.85	
1024568	1527066	5/12/2015	230	175.00	
1024612	142700515	5/12/2015	230		5,000,000.00

Run Date: 6/30/2015
 Run Time: 5:07:57PM

Demand Account Activity

Start Date: 7/1/2014 End Date: 6/30/2015

Page: 26
 User: 0

Jnl. Entry	Ref #	Trx. Date	Ledger	Debit Amount	Credit Amount
1024635	1527119	5/13/2015	230	205,000.00	
1025042	1527191	5/13/2015	230	186,050.96	
1025046	1527195	5/13/2015	230	63,878.43	
1024988	1527147	5/13/2015	230	20,440.00	
1024992	1527148	5/13/2015	230	521.05	
1025096	Correct Journal Entr	5/13/2015	230		8,000,000.00
1026767	1527352	5/14/2015	230	200,000.00	
1026528	1527290	5/14/2015	230	114,328.92	
1026552	1527292	5/14/2015	230	83,255.54	
1026512	1527288	5/14/2015	230	59,394.53	
1025121	1527243	5/14/2015	230	53,053.00	
1025114	1527235	5/14/2015	230	22,000.00	
1026560	1527293	5/14/2015	230	2,517.17	
1026550	1527291	5/14/2015	230	1,533.48	
1026524	1527289	5/14/2015	230	573.36	
1027255	1527503	5/15/2015	230	9,202,406.00	
1027256	1527504	5/15/2015	230	3,531,351.81	
1027254	1527502	5/15/2015	230	531,852.00	
1027027	1527370	5/15/2015	230	186,863.95	
1027010	1527369	5/15/2015	230	38,137.16	
1027165	1527425	5/15/2015	230	8,177.79	
1027166	1527426	5/15/2015	230	1,555.61	
1027167	1527427	5/15/2015	230	432.37	
1027670	1527561	5/18/2015	230	26,551.33	
1027669	1527560	5/18/2015	230	6,935.66	
1027668	1527559	5/18/2015	230	821.72	
1027633	1527542	5/18/2015	230	185.53	
1027702	1527583	5/18/2015	230	42.44	
1028245	1527744	5/19/2015	230	200,000.00	
1028116	1527644	5/19/2015	230	116,665.46	
1028160	1527680	5/19/2015	230	86,788.11	
1028159	1527679	5/19/2015	230	50,205.33	
1028158	1527678	5/19/2015	230	19,796.38	
1028156	1527677	5/19/2015	230	244.16	
1028243	142700516	5/19/2015	230		2,000,000.00
1028681	1527828	5/20/2015	230	82,533.35	
1028731	1527881	5/20/2015	230	33,200.01	
1028680	1527827	5/20/2015	230	25,164.54	
1028676	1527826	5/20/2015	230	15,023.50	
1028602	1527767	5/20/2015	230	4,399.00	
1028674	1527825	5/20/2015	230	123.98	
1029135	1527963	5/21/2015	230	28,467.43	
1029134	1527962	5/21/2015	230	172.19	
1029133	1527961	5/21/2015	230	42.43	
1029538	1528045	5/22/2015	230	185,793.81	
1029580	1528088	5/22/2015	230	79,803.17	
1029536	1528044	5/22/2015	230	64,727.71	
1029659	1528145	5/22/2015	230	21,000.00	
1029535	1528043	5/22/2015	230	15,570.55	
1029661	1528146	5/22/2015	230	9,300.00	
1029235	1528042	5/22/2015	230	4,933.50	
1029579	1528087	5/22/2015	230	1,330.28	
1029578	1528086	5/22/2015	230	804.80	
1029651	142700511	5/22/2015	230		14,000,000.00
1029962	1528173	5/26/2015	230	2,318,212.66	
1029953	1528160	5/26/2015	230	96,699.64	

Run Date: 6/30/2015
 Run Time: 5:07:57PM

Demand Account Activity

Page: 27
 User: 0

Start Date: 7/1/2014 End Date: 6/30/2015

Jnl. Entry	Ref #	Trx. Date	Ledger	Debit Amount	Credit Amount
1029967	1528174	5/26/2015	230	9,642.37	
1029685	1528158	5/26/2015	230	6,314.33	
1029951	1528159	5/26/2015	230	2,327.20	
1029968	1528175	5/26/2015	230	694.73	
1029969	1528176	5/26/2015	230	126.62	
1030593	1528434	5/27/2015	230	11,966,387.00	
1030418	1528357	5/27/2015	230	1,346,080.57	
1030547	1528420	5/27/2015	230	156,958.16	
1030417	1528356	5/27/2015	230	49,878.52	
1030571	1528426	5/27/2015	230	37,332.36	
1030536	1528415	5/27/2015	230	22,000.00	
1030416	1528355	5/27/2015	230	7,289.17	
1030415	1528354	5/27/2015	230	960.34	
1030445	142700511	5/27/2015	230		10,000,000.00
1031800	1528532	5/28/2015	230	305,252.15	
1031732	1528462	5/28/2015	230	206,400.00	
1031799	1528531	5/28/2015	230	115,388.58	
1031798	1528530	5/28/2015	230	76,455.17	
1031797	1528529	5/28/2015	230	1,533.51	
1031839	1528584	5/28/2015	230	1,380.93	
1031796	1528528	5/28/2015	230	562.17	
1032223	1528658	5/29/2015	230	7,698,237.00	
1032250	1528682	5/29/2015	230	309,686.65	
1032207	1528649	5/29/2015	230	267,364.74	
1032206	1528648	5/29/2015	230	54,894.00	
1032208	1528650	5/29/2015	230	516.00	
1032249	1528681	5/29/2015	230	280.16	
1032248	1528680	5/29/2015	230	169.87	
1032813	1528801	6/1/2015	230	264,684.17	
1032814	1528802	6/1/2015	230	56,939.63	
1032815	1528803	6/1/2015	230	3,027.00	
1032816	1528804	6/1/2015	230	2,630.35	
1033203	1528920	6/2/2015	230	185,608.46	
1033111	1528831	6/2/2015	230	155,211.57	
1033202	1528919	6/2/2015	230	42,548.43	
1033266	1528984	6/2/2015	230	10,887.00	
1033201	1528918	6/2/2015	230	1,823.37	
1033200	1528917	6/2/2015	230	307.20	
1033646	1529037	6/3/2015	230	249,342.83	
1033708	1529090	6/3/2015	230	129,500.00	
1033647	1529038	6/3/2015	230	31,876.00	
1033648	1529039	6/3/2015	230	12,070.68	
1033322	1529001	6/3/2015	230	203.36	
1033300	142700604	6/3/2015	230		4,000,000.00
1033716	142700615	6/3/2015	230		1,400,000.00
1034091	1529162	6/4/2015	230	145,637.04	
1034150	1529215	6/4/2015	230	84,534.25	
1034092	1529163	6/4/2015	230	22,468.32	
1034093	1529164	6/4/2015	230	6,335.03	
1034066	1529138	6/4/2015	230	1,000.00	
1034065	1529137	6/4/2015	230	71.30	
1034527	1529262	6/5/2015	230	64,891.75	
1034603	1529322	6/5/2015	230	22,275.46	
1034604	1529323	6/5/2015	230	17,895.21	
1034602	1529321	6/5/2015	230	469.75	
1034601	1529320	6/5/2015	230	165.03	

Run Date: 6/30/2015
 Run Time: 5:07:57PM

Demand Account Activity

Page: 28
 User: 0

Start Date: 7/1/2014 End Date: 6/30/2015

Jnl. Entry	Ref #	Trx. Date	Ledger	Debit Amount	Credit Amount
1034600	1529319	6/5/2015	230	44.66	
1035142	1529511	6/8/2015	230	600,000.00	
1035070	1529446	6/8/2015	230	94,053.08	
1035143	1529512	6/8/2015	230	59,682.43	
1035069	1529445	6/8/2015	230	29,856.06	
1035115	1529497	6/8/2015	230	22,000.00	
1035068	1529444	6/8/2015	230	13,349.08	
1034706	1529405	6/8/2015	230	975.31	
1035067	1529443	6/8/2015	230	464.04	
1035065	1529442	6/8/2015	230	132.22	
1035607	1529635	6/9/2015	230	7,218,722.03	
1035608	1529636	6/9/2015	230	7,087,424.00	
1035471	1529527	6/9/2015	230	137,053.11	
1035523	1529571	6/9/2015	230	60,309.11	
1035522	1529570	6/9/2015	230	31,965.44	
1035473	1529528	6/9/2015	230	9,398.00	
1035614	1529638	6/9/2015	230	7,500.00	
1035521	1529569	6/9/2015	230	5,690.16	
1035632	142300602	6/9/2015	230		8,000,000.00
1035606	142300601	6/9/2015	230		7,000,000.00
1036197	1529777	6/10/2015	230	7,094,970.00	
1036186	1529766	6/10/2015	230	154,634.73	
1036187	1529767	6/10/2015	230	54,312.00	
1036154	1529755	6/10/2015	230	34,508.43	
1036176	1529756	6/10/2015	230	1,547.81	
1036177	1529757	6/10/2015	230	1,070.15	
1036109	1529697	6/10/2015	230	55.26	
1036178	1529758	6/10/2015	230	35.43	
1036215	142300601	6/10/2015	230		7,000,000.00
1037443	1529921	6/11/2015	230	257,852.83	
1036277	1529823	6/11/2015	230	205,900.00	
1037445	1529922	6/11/2015	230	110,507.63	
1037446	1529923	6/11/2015	230	98,382.90	
1037441	1529920	6/11/2015	230	25,000.00	
1036278	1529824	6/11/2015	230	11,872.26	
1037447	1529924	6/11/2015	230	652.18	
1037935	Back Out Journal Er	6/12/2015	230	3,000,000.00	
1037821	1529970	6/12/2015	230	762,929.00	
1037825	1529973	6/12/2015	230	370,372.82	
1037838	1529987	6/12/2015	230	34,911.42	
1037824	1529972	6/12/2015	230	27,166.00	
1037823	1529971	6/12/2015	230	26,094.33	
1037839	1529988	6/12/2015	230	2,445.01	
1037933	142300601	6/12/2015	230		3,000,000.00
1037936	Correct Journal Entr	6/12/2015	230		2,000,000.00
1038344	1530142	6/15/2015	230	66,945.62	
1038318	1530118	6/15/2015	230	14,023.39	
1038404	1530194	6/15/2015	230	2,272.00	
1038345	1530143	6/15/2015	230	1,906.96	
1038347	1530145	6/15/2015	230	950.57	
1037945	1530082	6/15/2015	230	221.69	
1038346	1530144	6/15/2015	230	135.00	
1038854	1530336	6/16/2015	230	570,000.00	
1038798	1530308	6/16/2015	230	155,295.89	
1038437	1530214	6/16/2015	230	147,070.79	
1038838	1530322	6/16/2015	230	652.70	

Run Date: 6/30/2015
 Run Time: 5:07:57PM

Demand Account Activity

Page: 29
 User: 0

Start Date: 7/1/2014 End Date: 6/30/2015

Jnl. Entry	Ref #	Trx. Date	Ledger	Debit Amount	Credit Amount
1038799	1530309	6/16/2015	230	29.00	
1038797	1530307	6/16/2015	230	15.80	
1038888	1530360	6/17/2015	230	461,779.14	
1039263	1530408	6/17/2015	230	146,771.84	
1039266	1530410	6/17/2015	230	49,951.18	
1039265	1530409	6/17/2015	230	16,044.11	
1039268	1530412	6/17/2015	230	473.28	
1039267	1530411	6/17/2015	230	103.37	
1038896	142700603	6/17/2015	230		13,000,000.00
1039726	1530519	6/18/2015	230	13,240,353.00	
1039784	1530570	6/18/2015	230	54,472.33	
1039846	1530605	6/18/2015	230	27,715.22	
1039875	1530649	6/18/2015	230	25,000.00	
1039870	1530644	6/18/2015	230	7,500.00	
1039413	1530518	6/18/2015	230	1,000.00	
1039783	1530569	6/18/2015	230	14.85	
1039934	1530677	6/19/2015	230	543,590.63	
1039953	1530678	6/19/2015	230	256,830.33	
1039954	1530679	6/19/2015	230	38,578.22	
1040286	1530740	6/19/2015	230	68.86	
1039926	142700601	6/19/2015	230		3,000,000.00
1040784	1530915	6/22/2015	230	2,501,342.04	
1040783	1530914	6/22/2015	230	127,278.21	
1040716	1530870	6/22/2015	230	69,897.55	
1040714	1530869	6/22/2015	230	454.57	
1040792	142300601	6/22/2015	230		2,000,000.00
1040809	1530928	6/23/2015	230	858,281.62	
1041120	1530931	6/23/2015	230	124,570.13	
1041219	1530997	6/23/2015	230	112,901.96	
1041206	1530985	6/23/2015	230	100,000.00	
1041122	1530932	6/23/2015	230	22,000.00	
1041121	1530929	6/23/2015	230	13,779.34	
1041218	1530996	6/23/2015	230	5,116.68	
1041217	1530995	6/23/2015	230	4,720.30	
1041215	1530994	6/23/2015	230	971.42	
1041226	1531005	6/23/2015	230	405.94	
1041123	1530930	6/23/2015	230	44.00	
1042394	1531227	6/24/2015	230	271,768.46	
1042342	1531195	6/24/2015	230	264,951.61	
1042396	1531228	6/24/2015	230	197,983.06	
1042358	1531194	6/24/2015	230	29,747.32	
1042357	1531193	6/24/2015	230	664.21	
1042356	1531192	6/24/2015	230	571.85	
1042359	1531196	6/24/2015	230	502.00	
1042346	1531191	6/24/2015	230	83.23	
1043576	1531301	6/25/2015	230	9,160,197.00	
1043618	1531339	6/25/2015	230	146,991.73	
1043578	1531303	6/25/2015	230	69,818.00	
1043617	1531338	6/25/2015	230	45,639.98	
1043577	1531302	6/25/2015	230	2,098.47	
1043615	1531336	6/25/2015	230	1,568.50	
1043616	1531337	6/25/2015	230	857.17	
1043384	142700601	6/25/2015	230		3,000,000.00
1043691	142300401	6/25/2015	230		8,000,000.00
1044093	1531467	6/26/2015	230	992,928.75	
1044092	1531466	6/26/2015	230	147,823.04	

Run Date: 6/30/2015
Run Time: 5:07:57PM

Demand Account Activity

Start Date: 7/1/2014 End Date: 6/30/2015

Page: 30
User: 0

Jnl. Entry	Ref #	Trx. Date	Ledger	Debit Amount	Credit Amount	
1044111	1531529	6/26/2015	230	33,404.49		
1043719	1531429	6/26/2015	230	37.71		
1044091	1531465	6/26/2015	230	3.24		
1044177	142700616	6/26/2015	230		2,000,000.00	
1044640	1531605	6/29/2015	230	52,431.48		
1044638	1531604	6/29/2015	230	14,367.29		
1044197	1531552	6/29/2015	230	275.50		
1044637	1531603	6/29/2015	230	34.82		
1045211	1531860	6/30/2015	230	150,000.00		
1045144	1531788	6/30/2015	230	83,689.18		
Totals for: 230 - Regions Bank				Count: 1,591	703,798,133.79	718,400,000.00

Demand Account Activity

Start Date: 7/1/2014 End Date: 6/30/2015

Jnl. Entry	Ref #	Trx. Date	Ledger	Debit Amount	Credit Amount	
<u>260 - Bank of the Ozarks</u>						
914992	1501331	7/21/2014	260	467.90		
928650	1504279	8/21/2014	260	483.59		
941586	1507426	9/26/2014	260	452.51		
954727	1510425	10/29/2014	260	499.40		
964218	1512749	11/26/2014	260	483.90		
973119	1514909	12/22/2014	260	437.16		
986484	1517909	1/28/2015	260	515.33		
995588	1520083	2/24/2015	260	468.58		
1007033	1522770	3/25/2015	260	437.43		
1016043	1524876	4/17/2015	260	500.02		
1018161	142700413	4/23/2015	260	8,000,000.00		
1021230	142700416	4/30/2015	260	15,000,000.00		
1022887	142700510	5/6/2015	260	5,000,000.00		
1022894	142700517	5/6/2015	260	1,000,000.00		
1023304	142700505	5/7/2015	260		27,000,000.00	
1023817	142700508	5/8/2015	260	7,000,000.00		
1024612	142700515	5/12/2015	260	5,000,000.00		
1025104	Back Out Journal Er	5/13/2015	260	10,000,000.00		
1025106	Correct Journal Entr	5/13/2015	260	10,000,000.00		
1025092	142700512	5/13/2015	260	8,000,000.00		
1025096	Correct Journal Entr	5/13/2015	260	8,000,000.00		
1025091	142700511	5/13/2015	260		10,000,000.00	
1025093	Back Out Journal Er	5/13/2015	260		8,000,000.00	
1026769	142700512	5/14/2015	260		33,000,000.00	
1027204	142700512	5/15/2015	260	27,000,000.00		
1028226	142700514	5/19/2015	260	10,000,000.00		
1029186	142700514	5/21/2015	260	25,000,000.00		
1029215	142700518	5/21/2015	260	10,000,000.00		
1029648	142700515	5/22/2015	260		51,000,000.00	
1030032	142700507	5/26/2015	260		15,000,000.00	
1030441	142700509	5/27/2015	260	10,000,000.00		
1030445	142700511	5/27/2015	260	10,000,000.00		
1031834	1528581	5/28/2015	260	1,009.97		
1032828	142700606	6/1/2015	260	17,000,000.00		
1034524	142700611	6/5/2015	260		12,000,000.00	
1035606	142300601	6/9/2015	260	7,000,000.00		
1036173	142700613	6/10/2015	260		8,000,000.00	
1036269	142700603	6/11/2015	260	94,000,000.00		
1036283	142600601	6/11/2015	260		50,000,000.00	
1037450	142700612	6/11/2015	260		75,000,000.00	
1037933	142300601	6/12/2015	260	3,000,000.00		
1037936	Correct Journal Entr	6/12/2015	260	2,000,000.00		
1037935	Back Out Journal Er	6/12/2015	260		3,000,000.00	
1038382	142700614	6/15/2015	260	72,000,000.00		
1041223	1531002	6/23/2015	260	4,761.66		
1043584	142800601	6/25/2015	260	63,000,000.00		
1043569	142700610	6/25/2015	260	12,000,000.00		
1043580	142700611	6/25/2015	260		75,000,000.00	
1044177	142700616	6/26/2015	260	2,000,000.00		
1044114	142700615	6/26/2015	260		24,000,000.00	
1044725	142700617	6/29/2015	260	23,000,000.00		
Totals for:	260 - Bank of the Ozarks		Count:	51	464,010,517.45	391,000,000.00

Run Date: 6/30/2015
 Run Time: 5:07:57PM

Demand Account Activity

Start Date: 7/1/2014 End Date: 6/30/2015

Page: 32
 User: 0

Jnl. Entry	Ref #	Trx. Date	Ledger	Debit Amount	Credit Amount
<u>270 - Bank Of America</u>					
908863	142700712	7/3/2014	270	22,000,000.00	
908865	142700713	7/3/2014	270	22,000,000.00	
908866	142700714	7/3/2014	270	22,000,000.00	
908852	14270070301EFT A	7/3/2014	270	16,497,120.82	
908892	142700721	7/3/2014	270	15,000,000.00	
908871	142700718	7/3/2014	270	15,000,000.00	
908857	142700706	7/3/2014	270	10,000,000.00	
908858	142700707	7/3/2014	270	10,000,000.00	
908859	142700708	7/3/2014	270	10,000,000.00	
908853	14270070302EFT A	7/3/2014	270	9,657,760.58	
908860	142700709	7/3/2014	270	7,000,000.00	
908861	142700710	7/3/2014	270	7,000,000.00	
908862	142700711	7/3/2014	270	7,000,000.00	
908838	1500018	7/3/2014	270	366,673.02	
908833	1500017	7/3/2014	270	327,959.34	
908837	1500016	7/3/2014	270	297,148.38	
908840	1500019	7/3/2014	270	260,554.55	
908836	1500015	7/3/2014	270	220,000.00	
908868	142700716	7/3/2014	270	87,500.00	
908835	1500014	7/3/2014	270	76,801.00	
908856	14270070305ABC L	7/3/2014	270	68,500.00	
908834	1500013	7/3/2014	270	48,972.02	
908854	14270070303CC All	7/3/2014	270	48,602.44	
908825	1500027	7/3/2014	270	48,170.00	
908824	1500026	7/3/2014	270	40,559.35	
908830	1500011	7/3/2014	270	37,879.20	
908847	1500034	7/3/2014	270	17,982.00	
908822	1500025	7/3/2014	270	14,452.60	
908819	1500024	7/3/2014	270	12,784.51	
908851	1500032	7/3/2014	270	9,296.92	
908818	1500023	7/3/2014	270	5,441.80	
908842	1500022	7/3/2014	270	3,951.17	
908839	1500033	7/3/2014	270	3,940.37	
908827	1500028	7/3/2014	270	3,007.00	
908850	1500031	7/3/2014	270	2,600.00	
908844	1500021	7/3/2014	270	1,832.84	
908841	1500020	7/3/2014	270	1,141.62	
908831	1500029	7/3/2014	270	924.10	
908855	14270070304IFTA C	7/3/2014	270	338.13	
908832	1500012	7/3/2014	270	65.00	
908848	1500035	7/3/2014	270	60.00	
908829	1500010	7/3/2014	270	50.00	
908867	142700715	7/3/2014	270		66,712,249.19
908893	142700722	7/3/2014	270		8,724,008.76
908869	142700717	7/3/2014	270		710,000.00
908872	142700719	7/3/2014	270		46,924,309.62
908873	142700720	7/3/2014	270		86,077,161.80
909868	142700708	7/7/2014	270	74,675,000.00	
909875	1500049	7/7/2014	270	45,044,085.85	
909638	142700704	7/7/2014	270	15,000,000.00	
909910	1500076	7/7/2014	270	10,946,000.00	
909639	14270070705EFT A	7/7/2014	270	10,796,637.33	
909894	1500062	7/7/2014	270	293,239.20	
909917	1500099	7/7/2014	270	76,748.95	
909882	1500053	7/7/2014	270	37,784.54	

Run Date: 6/30/2015
 Run Time: 5:07:57PM

Demand Account Activity

Start Date: 7/1/2014 End Date: 6/30/2015

Page: 33
 User: 0

Jnl. Entry	Ref #	Trx. Date	Ledger	Debit Amount	Credit Amount
909921	1500083	7/7/2014	270	37,117.91	
909903	1500065	7/7/2014	270	34,528.33	
909948	1500112	7/7/2014	270	28,080.65	
909899	1500070	7/7/2014	270	26,674.43	
909904	1500073	7/7/2014	270	26,345.41	
909642	14270070706ABC L	7/7/2014	270	25,250.00	
909907	1500066	7/7/2014	270	24,341.61	
909872	1500045	7/7/2014	270	15,230.00	
909915	1500097	7/7/2014	270	12,796.41	
909631	1500037	7/7/2014	270	12,684.51	
909885	1500055	7/7/2014	270	11,739.00	
909648	1500042	7/7/2014	270	11,252.00	
909935	1500082	7/7/2014	270	10,839.13	
909884	1500054	7/7/2014	270	6,990.00	
909893	1500061	7/7/2014	270	6,825.80	
909871	1500044	7/7/2014	270	4,471.00	
909916	1500098	7/7/2014	270	4,369.75	
909913	1500096	7/7/2014	270	3,878.02	
909892	1500060	7/7/2014	270	3,221.00	
909890	1500059	7/7/2014	270	3,047.50	
909866	1500052	7/7/2014	270	2,937.34	
909870	1500043	7/7/2014	270	2,500.00	
909922	1500095	7/7/2014	270	2,311.40	
909905	1500074	7/7/2014	270	2,309.25	
909881	1500058	7/7/2014	270	1,917.00	
909901	1500072	7/7/2014	270	1,838.25	
909908	1500075	7/7/2014	270	1,697.50	
909897	1500064	7/7/2014	270	1,693.60	
909914	1500084	7/7/2014	270	1,665.50	
909924	1500089	7/7/2014	270	1,661.00	
909898	1500069	7/7/2014	270	1,368.80	
909900	1500071	7/7/2014	270	1,337.50	
909896	1500068	7/7/2014	270	775.00	
909911	1500077	7/7/2014	270	730.00	
909895	1500063	7/7/2014	270	365.00	
909919	1500093	7/7/2014	270	312.40	
909933	1500087	7/7/2014	270	117.00	
909930	1500086	7/7/2014	270	98.50	
909928	1500085	7/7/2014	270	42.00	
909934	1500088	7/7/2014	270	20.00	
909920	1500094	7/7/2014	270	20.00	
909918	1500092	7/7/2014	270	16.00	
909927	1500091	7/7/2014	270	4.00	
909889	8005398	7/7/2014	270		31,284.50
909931	8005397	7/7/2014	270		9,775.39
909936	8005399	7/7/2014	270		2,500.00
909937	8005396	7/7/2014	270		1,240.95
909867	142700707	7/7/2014	270		73,575,000.00
909635	142700701	7/7/2014	270		5,000,000.00
909636	142700702	7/7/2014	270		20,000,000.00
909637	142700703	7/7/2014	270		5,000,000.00
909888	142700709	7/7/2014	270		9,659,433.31
909979	142700705	7/8/2014	270	16,000,000.00	
910053	1500189	7/8/2014	270	11,694,433.35	
909980	14270070806EFT A	7/8/2014	270	5,475,555.22	
909978	142700704	7/8/2014	270	3,572,237.93	

Run Date: 6/30/2015
 Run Time: 5:07:57PM

Demand Account Activity

Start Date: 7/1/2014 End Date: 6/30/2015

Page: 34
 User: 0

Jnl. Entry	Ref #	Trx. Date	Ledger	Debit Amount	Credit Amount
910049	1500190	7/8/2014	270	2,967,175.28	
909973	1500126	7/8/2014	270	1,900,000.00	
910333	1500223	7/8/2014	270	1,558,056.46	
910380	1500271	7/8/2014	270	525,806.24	
910059	1500196	7/8/2014	270	503,220.96	
910057	1500194	7/8/2014	270	495,149.10	
909982	14270070808NON-/	7/8/2014	270	476,297.26	
910062	1500198	7/8/2014	270	469,636.37	
910056	1500193	7/8/2014	270	321,538.18	
910055	1500192	7/8/2014	270	296,563.29	
910355	1500243	7/8/2014	270	260,000.00	
909969	1500125	7/8/2014	270	259,443.28	
910054	1500191	7/8/2014	270	220,961.13	
910354	Back Out Journal Er	7/8/2014	270	200,000.00	
910010	1500153	7/8/2014	270	182,718.50	
910070	1500208	7/8/2014	270	159,495.31	
910076	1500212	7/8/2014	270	148,227.07	
910058	1500195	7/8/2014	270	146,194.16	
910067	1500205	7/8/2014	270	139,743.22	
909972	1500129	7/8/2014	270	135,442.59	
910046	1500184	7/8/2014	270	116,707.04	
910061	1500197	7/8/2014	270	78,071.93	
909974	1500127	7/8/2014	270	66,388.62	
910008	1500152	7/8/2014	270	64,823.50	
910065	1500204	7/8/2014	270	64,746.38	
910075	1500211	7/8/2014	270	49,524.46	
910341	1500239	7/8/2014	270	29,954.44	
909983	14270070809ABC L	7/8/2014	270	28,450.00	
910335	1500225	7/8/2014	270	23,446.25	
910050	1500186	7/8/2014	270	21,502.75	
910074	1500215	7/8/2014	270	18,812.32	
910322	1500218	7/8/2014	270	18,713.39	
909981	14270070807CC All	7/8/2014	270	17,199.24	
910356	1500257	7/8/2014	270	17,168.31	
910032	1500183	7/8/2014	270	16,712.71	
910007	1500141	7/8/2014	270	16,195.00	
910051	1500187	7/8/2014	270	15,203.85	
910332	1500227	7/8/2014	270	14,592.97	
910068	1500206	7/8/2014	270	13,265.40	
910343	1500240	7/8/2014	270	13,019.36	
910048	1500185	7/8/2014	270	12,112.16	
910011	1500143	7/8/2014	270	11,100.00	
910334	1500224	7/8/2014	270	10,000.00	
910352	1500255	7/8/2014	270	8,860.00	
910358	1500244	7/8/2014	270	8,711.52	
910348	1500248	7/8/2014	270	8,200.00	
910073	1500210	7/8/2014	270	7,760.00	
910351	1500242	7/8/2014	270	6,267.61	
910006	1500151	7/8/2014	270	4,334.53	
910344	1500241	7/8/2014	270	4,100.00	
910336	1500226	7/8/2014	270	3,709.48	
909960	1500128	7/8/2014	270	3,138.89	
910002	1500139	7/8/2014	270	2,854.00	
910000	1500148	7/8/2014	270	2,625.00	
910052	1500188	7/8/2014	270	2,499.52	
910330	1500222	7/8/2014	270	2,480.73	

Run Date: 6/30/2015
 Run Time: 5:07:57PM

Demand Account Activity

Start Date: 7/1/2014 End Date: 6/30/2015

Page: 35
 User: 0

Jnl. Entry	Ref #	Trx. Date	Ledger	Debit Amount	Credit Amount
910375	1500269	7/8/2014	270	2,414.00	
910378	1500270	7/8/2014	270	2,330.00	
910082	1500238	7/8/2014	270	2,144.63	
910009	1500142	7/8/2014	270	2,130.00	
910329	1500221	7/8/2014	270	2,118.00	
910079	1500214	7/8/2014	270	2,107.91	
910350	1500254	7/8/2014	270	1,680.00	
910072	1500209	7/8/2014	270	1,567.40	
910321	1500217	7/8/2014	270	1,425.00	
910318	1500216	7/8/2014	270	1,387.20	
910069	1500207	7/8/2014	270	1,355.83	
910005	1500140	7/8/2014	270	1,300.00	
910325	1500220	7/8/2014	270	1,130.99	
910353	1500249	7/8/2014	270	1,124.26	
910030	1500203	7/8/2014	270	1,050.00	
910347	1500247	7/8/2014	270	820.00	
910004	1500150	7/8/2014	270	789.00	
909965	1500123	7/8/2014	270	682.50	
909967	1500124	7/8/2014	270	660.48	
910016	1500147	7/8/2014	270	510.00	
910001	1500138	7/8/2014	270	500.00	
909999	1500137	7/8/2014	270	480.00	
910339	1500253	7/8/2014	270	450.00	
910015	1500146	7/8/2014	270	383.00	
910013	1500144	7/8/2014	270	200.00	
910360	1500245	7/8/2014	270	158.60	
909958	1500118	7/8/2014	270	130.00	
910349	1500250	7/8/2014	270	90.00	
910359	1500251	7/8/2014	270	90.00	
910362	1500252	7/8/2014	270	88.25	
910014	1500145	7/8/2014	270	60.00	
910003	1500149	7/8/2014	270	60.00	
910345	1500246	7/8/2014	270	47.53	
910324	1500219	7/8/2014	270	24.00	
910077	1500213	7/8/2014	270	1.30	
910029	8005400	7/8/2014	270		6,693.00
910323	15270070899	7/8/2014	270		200,000.00
909961	142700701	7/8/2014	270		17,000,000.00
909976	142700702	7/8/2014	270		17,000,000.00
909977	142700703	7/8/2014	270		17,000,000.00
910346	142700713	7/8/2014	270		200,000.00
910381	142700714	7/8/2014	270		525,806.24
910018	142700711	7/8/2014	270		3,282,481.05
910023	142700712	7/8/2014	270		4,679,907.75
910770	1500381	7/9/2014	270	10,298,144.87	
910440	142700705	7/9/2014	270	9,000,000.00	
910441	14270070906EFT A	7/9/2014	270	6,068,122.69	
910438	142700704	7/9/2014	270	4,000,000.00	
910436	142700702	7/9/2014	270	576,875.00	
910739	1500346	7/9/2014	270	406,336.00	
910422	1500309	7/9/2014	270	219,195.87	
910765	1500372	7/9/2014	270	188,847.42	
910420	1500308	7/9/2014	270	125,737.00	
910423	1500310	7/9/2014	270	85,535.67	
910744	1500350	7/9/2014	270	59,261.87	
910477	1500344	7/9/2014	270	46,511.95	

Run Date: 6/30/2015
 Run Time: 5:07:57PM

Demand Account Activity

Start Date: 7/1/2014 End Date: 6/30/2015

Page: 36
 User: 0

Jnl. Entry	Ref #	Trx. Date	Ledger	Debit Amount	Credit Amount
910766	1500375	7/9/2014	270	40,000.00	
910733	1500355	7/9/2014	270	31,837.62	
910460	1500354	7/9/2014	270	29,804.79	
910478	1500341	7/9/2014	270	28,177.89	
910475	1500342	7/9/2014	270	26,433.40	
910417	1500306	7/9/2014	270	20,719.45	
910459	1500340	7/9/2014	270	18,400.00	
910768	1500376	7/9/2014	270	17,273.80	
910762	1500374	7/9/2014	270	15,740.63	
910425	1500304	7/9/2014	270	14,689.25	
910443	14270070907CC All	7/9/2014	270	13,937.59	
910411	1500305	7/9/2014	270	6,520.85	
910406	1500275	7/9/2014	270	6,267.96	
910419	1500307	7/9/2014	270	4,712.00	
910444	1500321	7/9/2014	270	3,024.50	
910408	1500276	7/9/2014	270	2,780.00	
910736	1500358	7/9/2014	270	2,736.60	
910442	1500320	7/9/2014	270	2,510.00	
910391	1500294	7/9/2014	270	2,135.00	
910745	1500351	7/9/2014	270	2,050.50	
910747	1500353	7/9/2014	270	2,025.45	
910446	14270070908IFTA C	7/9/2014	270	1,452.00	
910424	1500311	7/9/2014	270	1,137.94	
910418	1500302	7/9/2014	270	1,030.00	
910401	1500274	7/9/2014	270	953.05	
910732	1500373	7/9/2014	270	950.00	
910746	1500352	7/9/2014	270	582.50	
910434	1500317	7/9/2014	270	514.00	
910439	1500319	7/9/2014	270	490.00	
910421	1500303	7/9/2014	270	485.30	
910386	1500289	7/9/2014	270	400.00	
910415	1500301	7/9/2014	270	350.00	
910763	1500371	7/9/2014	270	250.00	
910445	1500322	7/9/2014	270	230.00	
910398	1500273	7/9/2014	270	184.00	
910416	1500316	7/9/2014	270	170.00	
910435	1500318	7/9/2014	270	120.00	
910388	1500291	7/9/2014	270	120.00	
910735	1500357	7/9/2014	270	78.50	
910390	1500293	7/9/2014	270	47.50	
910387	1500290	7/9/2014	270	42.50	
910734	1500356	7/9/2014	270	40.32	
910476	1500343	7/9/2014	270	29.70	
910382	1500288	7/9/2014	270	23.00	
910389	1500292	7/9/2014	270	8.50	
910464	8005411	7/9/2014	270		917.59
910430	142700701	7/9/2014	270		2,116,875.00
910437	142700703	7/9/2014	270		10,298,144.87
910455	142700709	7/9/2014	270		17,515,292.04
911901	1500496	7/10/2014	270	171,861,099.63	
910810	142700705	7/10/2014	270	45,084,375.00	
910830	142700708	7/10/2014	270	16,000,000.00	
910841	14270071009EFT A	7/10/2014	270	5,817,949.79	
911928	1500501	7/10/2014	270	1,036,674.00	
910820	1500408	7/10/2014	270	750,000.00	
911876	1500463	7/10/2014	270	686,458.58	

Run Date: 6/30/2015
Run Time: 5:07:57PM

Demand Account Activity

Start Date: 7/1/2014 End Date: 6/30/2015

Page: 37
User: 0

Jnl. Entry	Ref #	Trx. Date	Ledger	Debit Amount	Credit Amount
910842	1500437	7/10/2014	270	442,602.41	
910846	14270071011NON-/	7/10/2014	270	365,200.03	
910824	1500409	7/10/2014	270	278,972.44	
910840	1500438	7/10/2014	270	262,565.40	
910786	1500395	7/10/2014	270	211,925.66	
911914	1500499	7/10/2014	270	208,770.37	
911871	1500458	7/10/2014	270	179,977.92	
911924	1500500	7/10/2014	270	157,597.88	
910833	1500431	7/10/2014	270	153,978.39	
910814	1500424	7/10/2014	270	130,516.20	
911909	1500525	7/10/2014	270	126,600.00	
910801	1500411	7/10/2014	270	121,893.69	
910835	1500428	7/10/2014	270	100,000.00	
910808	1500423	7/10/2014	270	91,000.00	
910837	1500427	7/10/2014	270	86,422.79	
910834	1500426	7/10/2014	270	75,789.40	
911941	1500507	7/10/2014	270	65,007.64	
911856	1500444	7/10/2014	270	58,361.76	
911867	1500497	7/10/2014	270	45,945.46	
911873	1500460	7/10/2014	270	43,381.86	
911872	1500459	7/10/2014	270	41,425.14	
910836	1500410	7/10/2014	270	39,917.28	
911938	1500505	7/10/2014	270	32,846.32	
910845	14270071010CC All	7/10/2014	270	31,708.11	
911844	14270071013ABC L	7/10/2014	270	30,372.50	
911874	1500461	7/10/2014	270	25,295.98	
910823	1500425	7/10/2014	270	20,380.23	
910843	1500443	7/10/2014	270	17,635.07	
911858	1500446	7/10/2014	270	10,494.70	
911845	14270071014ABCBI	7/10/2014	270	10,170.00	
911870	1500457	7/10/2014	270	9,320.00	
911937	1500495	7/10/2014	270	8,882.67	
910803	1500421	7/10/2014	270	7,500.00	
910831	1500430	7/10/2014	270	6,896.28	
911907	1500498	7/10/2014	270	6,596.71	
911857	1500445	7/10/2014	270	6,559.35	
910832	1500456	7/10/2014	270	4,946.50	
910822	1500418	7/10/2014	270	4,734.00	
911936	1500504	7/10/2014	270	4,665.00	
910819	1500417	7/10/2014	270	4,555.00	
911843	14270071012IFTA C	7/10/2014	270	3,066.53	
910807	1500422	7/10/2014	270	2,800.00	
911940	1500506	7/10/2014	270	2,490.34	
911861	1500449	7/10/2014	270	2,255.72	
911932	1500502	7/10/2014	270	2,085.00	
911961	1500534	7/10/2014	270	1,834.00	
911855	1500448	7/10/2014	270	1,587.90	
910809	1500432	7/10/2014	270	1,137.52	
910817	1500416	7/10/2014	270	890.00	
911859	1500447	7/10/2014	270	889.92	
911954	1500529	7/10/2014	270	850.00	
911955	1500530	7/10/2014	270	800.00	
911862	1500450	7/10/2014	270	662.50	
910818	1500415	7/10/2014	270	567.50	
911959	1500533	7/10/2014	270	500.00	
911875	1500462	7/10/2014	270	472.61	

Run Date: 6/30/2015
 Run Time: 5:07:57PM

Demand Account Activity

Start Date: 7/1/2014 End Date: 6/30/2015

Page: 38
 User: 0

Jnl. Entry	Ref #	Trx. Date	Ledger	Debit Amount	Credit Amount
911958	1500532	7/10/2014	270	425.00	
910827	1500429	7/10/2014	270	421.42	
910826	1500420	7/10/2014	270	410.00	
910825	1500419	7/10/2014	270	360.00	
911935	1500503	7/10/2014	270	260.00	
910816	1500414	7/10/2014	270	150.00	
911951	1500526	7/10/2014	270	120.00	
910813	1500413	7/10/2014	270	102.50	
911952	1500527	7/10/2014	270	100.00	
910829	1500412	7/10/2014	270	100.00	
911953	1500528	7/10/2014	270	90.00	
911957	1500531	7/10/2014	270	90.00	
910847	8005419	7/10/2014	270		14,827.63
911887	142700715	7/10/2014	270		40,071,738.44
910800	142700701	7/10/2014	270		67,000,000.00
910804	142700702	7/10/2014	270		67,000,000.00
910805	142700703	7/10/2014	270		67,000,000.00
910806	142700704	7/10/2014	270		450,000.00
911968	142700701	7/11/2014	270	62,000,000.00	
911969	142700702	7/11/2014	270	62,000,000.00	
911970	142700703	7/11/2014	270	62,000,000.00	
912003	142700709	7/11/2014	270	16,000,000.00	
912427	1500650	7/11/2014	270	15,913,233.97	
912403	14270071111EFT A	7/11/2014	270	13,079,240.18	
912064	1500612	7/11/2014	270	10,511,683.61	
912004	142700710	7/11/2014	270	9,000,000.00	
912000	142700707	7/11/2014	270	4,680,000.00	
912052	1500606	7/11/2014	270	4,497,196.19	
912072	1500604	7/11/2014	270	1,379,302.60	
911992	1500553	7/11/2014	270	1,180,905.00	
912015	1500613	7/11/2014	270	222,735.71	
912035	1500618	7/11/2014	270	209,972.06	
911967	1500556	7/11/2014	270	176,671.09	
912047	1500628	7/11/2014	270	136,091.88	
912048	1500629	7/11/2014	270	121,229.85	
911990	1500551	7/11/2014	270	74,299.18	
912058	1500610	7/11/2014	270	72,198.36	
912045	1500626	7/11/2014	270	60,804.97	
912070	1500602	7/11/2014	270	56,883.73	
911996	1500555	7/11/2014	270	44,000.00	
912059	1500611	7/11/2014	270	42,816.53	
912415	14270071114ABC B	7/11/2014	270	36,885.00	
912046	1500627	7/11/2014	270	29,791.59	
912071	1500603	7/11/2014	270	28,758.90	
911991	1500552	7/11/2014	270	22,881.64	
912032	1500616	7/11/2014	270	12,268.08	
911989	1500550	7/11/2014	270	10,919.99	
912021	1500581	7/11/2014	270	9,320.00	
912056	1500609	7/11/2014	270	8,645.68	
912068	1500601	7/11/2014	270	8,593.84	
911980	1500544	7/11/2014	270	8,082.83	
911982	1500545	7/11/2014	270	8,082.83	
911981	1500561	7/11/2014	270	6,261.63	
912028	1500614	7/11/2014	270	4,990.73	
911997	1500568	7/11/2014	270	4,955.58	
911984	1500562	7/11/2014	270	4,712.00	

Run Date: 6/30/2015
 Run Time: 5:07:57PM

Demand Account Activity

Start Date: 7/1/2014 End Date: 6/30/2015

Page: 39
 User: 0

Jnl. Entry	Ref #	Trx. Date	Ledger	Debit Amount	Credit Amount
912066	1500599	7/11/2014	270	4,298.50	
911994	1500554	7/11/2014	270	4,207.00	
911986	1500548	7/11/2014	270	3,764.77	
912012	1500575	7/11/2014	270	3,440.00	
912067	1500600	7/11/2014	270	3,099.25	
912020	1500580	7/11/2014	270	2,958.50	
912010	1500573	7/11/2014	270	2,367.00	
912033	1500617	7/11/2014	270	2,319.10	
911974	1500558	7/11/2014	270	1,870.00	
912054	1500607	7/11/2014	270	1,858.13	
911988	1500549	7/11/2014	270	1,700.94	
912055	1500608	7/11/2014	270	1,476.15	
912049	1500605	7/11/2014	270	1,395.65	
912411	14270071112CC All	7/11/2014	270	1,259.27	
912043	1500624	7/11/2014	270	1,240.00	
912413	14270071113IFTAC	7/11/2014	270	879.25	
912011	1500574	7/11/2014	270	670.00	
911979	1500560	7/11/2014	270	625.00	
912007	1500570	7/11/2014	270	540.50	
912030	1500615	7/11/2014	270	530.00	
911973	1500557	7/11/2014	270	431.14	
912036	1500619	7/11/2014	270	400.00	
911985	1500547	7/11/2014	270	230.16	
912009	1500572	7/11/2014	270	180.00	
912008	1500571	7/11/2014	270	150.00	
912006	1500569	7/11/2014	270	120.00	
911983	1500546	7/11/2014	270	85.61	
911975	1500559	7/11/2014	270	58.50	
912038	1500620	7/11/2014	270	16.00	
912039	1500621	7/11/2014	270	16.00	
912040	1500622	7/11/2014	270	1.00	
912042	1500623	7/11/2014	270	1.00	
912016	8005424	7/11/2014	270		11,805.23
911999	142700706	7/11/2014	270		895,000.00
912002	142700708	7/11/2014	270		15,913,233.97
912041	142700715	7/11/2014	270		227,045,404.96
911971	142700704	7/11/2014	270		24,955,125.00
912489	15270071401	7/14/2014	270	32,000,000.00	
912490	15270071402	7/14/2014	270	32,000,000.00	
912491	15270070503	7/14/2014	270	32,000,000.00	
912510	15270071404 AIRS	7/14/2014	270	20,690,341.51	
912488	15300071403	7/14/2014	270	18,000,000.00	
912480	1500686	7/14/2014	270	15,441,361.44	
912520	1500739	7/14/2014	270	3,354,662.61	
912548	1500738	7/14/2014	270	2,403,977.88	
912524	1500716	7/14/2014	270	668,309.11	
912525	1500722	7/14/2014	270	488,582.68	
912467	1500691	7/14/2014	270	427,203.18	
912527	1500723	7/14/2014	270	132,623.29	
912581	1500774	7/14/2014	270	109,190.31	
912518	15270071408	7/14/2014	270	108,943.22	
912580	1500773	7/14/2014	270	69,600.00	
912481	1500687	7/14/2014	270	69,306.83	
912470	1500690	7/14/2014	270	68,751.83	
912528	1500724	7/14/2014	270	57,996.09	
912479	1500685	7/14/2014	270	53,133.00	

Run Date: 6/30/2015
 Run Time: 5:07:57PM

Demand Account Activity

Page: 40
 User: 0

Start Date: 7/1/2014 End Date: 6/30/2015

Jnl. Entry	Ref #	Trx. Date	Ledger	Debit Amount	Credit Amount
912545	1500736	7/14/2014	270	50,621.60	
912468	1500688	7/14/2014	270	26,653.89	
912542	1500733	7/14/2014	270	26,563.86	
912476	1500682	7/14/2014	270	22,092.36	
912543	1500734	7/14/2014	270	20,006.42	
912579	1500768	7/14/2014	270	18,192.72	
912529	1500718	7/14/2014	270	16,483.63	
912511	15270071405 Airs T	7/14/2014	270	12,356.10	
912533	1500727	7/14/2014	270	12,122.60	
912475	1500681	7/14/2014	270	11,589.91	
912531	1500719	7/14/2014	270	10,590.85	
912472	1500692	7/14/2014	270	10,295.08	
912547	1500737	7/14/2014	270	8,673.80	
912558	1500757	7/14/2014	270	7,000.00	
912478	1500684	7/14/2014	270	6,436.22	
912532	1500720	7/14/2014	270	5,888.03	
912523	1500721	7/14/2014	270	5,672.63	
912544	1500735	7/14/2014	270	4,796.32	
912503	1500705	7/14/2014	270	2,755.00	
912473	1500694	7/14/2014	270	2,168.00	
912501	1500703	7/14/2014	270	2,004.00	
912549	1500766	7/14/2014	270	1,867.87	
912453	1500666	7/14/2014	270	1,811.51	
912578	1500767	7/14/2014	270	1,779.75	
912522	1500715	7/14/2014	270	1,635.55	
912530	1500725	7/14/2014	270	1,500.00	
912451	1500664	7/14/2014	270	994.00	
912477	1500683	7/14/2014	270	849.07	
912452	1500665	7/14/2014	270	662.00	
912448	1500661	7/14/2014	270	620.00	
912486	1500695	7/14/2014	270	547.70	
912519	1500714	7/14/2014	270	545.00	
912505	1500706	7/14/2014	270	530.00	
912461	1500679	7/14/2014	270	410.00	
912502	1500701	7/14/2014	270	394.50	
912526	1500717	7/14/2014	270	240.99	
912515	15270071406 airs d:	7/14/2014	270	177.72	
912442	1500704	7/14/2014	270	160.00	
912483	1500702	7/14/2014	270	100.00	
912495	1500700	7/14/2014	270	70.00	
912469	1500689	7/14/2014	270	58.50	
912463	1500675	7/14/2014	270	45.56	
912474	1500680	7/14/2014	270	40.81	
912462	1500674	7/14/2014	270	4.25	
912517	15270071407	7/14/2014	270		28,755,143.38
912565	8005427	7/14/2014	270		2,966.38
912857	15270071499	7/14/2014	270		129,878,679.97
912968	15270071506 AIRS	7/15/2014	270	24,690,778.36	
912955	15300071503	7/15/2014	270	7,000,000.00	
912956	15300071504	7/15/2014	270	6,000,000.00	
913253	1500871	7/15/2014	270	1,806,819.62	
912985	1500873	7/15/2014	270	1,524,107.75	
913259	1500874	7/15/2014	270	968,202.75	
913292	1500907	7/15/2014	270	520,000.00	
912908	1500811	7/15/2014	270	245,451.45	
913276	1500922	7/15/2014	270	196,707.71	

Run Date: 6/30/2015
 Run Time: 5:07:57PM

Demand Account Activity

Page: 41
 User: 0

Start Date: 7/1/2014 End Date: 6/30/2015

Jnl. Entry	Ref #	Trx. Date	Ledger	Debit Amount	Credit Amount
913266	1500896	7/15/2014	270	164,034.12	
912913	1500807	7/15/2014	270	144,186.72	
913260	1500891	7/15/2014	270	126,550.12	
912917	1500808	7/15/2014	270	58,423.98	
912901	1500812	7/15/2014	270	51,097.85	
912975	1500852	7/15/2014	270	29,440.00	
913265	1500875	7/15/2014	270	27,527.53	
913244	1500862	7/15/2014	270	26,100.00	
913254	1500872	7/15/2014	270	18,712.00	
913252	1500870	7/15/2014	270	17,687.14	
912915	1500804	7/15/2014	270	17,053.14	
912974	1500851	7/15/2014	270	15,887.24	
912969	15270071507 AIRS	7/15/2014	270	15,705.45	
912958	15270071504	7/15/2014	270	15,625.00	
913262	1500893	7/15/2014	270	14,124.64	
913249	1500867	7/15/2014	270	10,485.00	
912892	1500809	7/15/2014	270	10,467.03	
912973	1500850	7/15/2014	270	10,352.00	
913267	1500876	7/15/2014	270	9,313.38	
912907	1500810	7/15/2014	270	7,878.28	
912971	15270071509 AIRS	7/15/2014	270	7,800.00	
912916	1500805	7/15/2014	270	7,000.00	
913271	1500877	7/15/2014	270	5,672.63	
913248	1500866	7/15/2014	270	4,331.50	
913273	1500878	7/15/2014	270	4,100.00	
913275	1500879	7/15/2014	270	4,011.30	
913277	1500880	7/15/2014	270	3,425.67	
912948	1500833	7/15/2014	270	3,155.00	
913247	1500886	7/15/2014	270	3,099.50	
913255	1500887	7/15/2014	270	3,059.36	
912891	1500799	7/15/2014	270	3,055.00	
913245	1500863	7/15/2014	270	2,909.35	
912970	15270071508 AIRS	7/15/2014	270	2,555.78	
912932	1500836	7/15/2014	270	2,175.15	
912940	1500842	7/15/2014	270	2,100.00	
912926	1500834	7/15/2014	270	2,054.00	
912909	1500813	7/15/2014	270	1,806.02	
913256	1500888	7/15/2014	270	1,411.00	
912938	1500840	7/15/2014	270	1,313.06	
912906	1500802	7/15/2014	270	1,230.33	
912949	1500845	7/15/2014	270	1,200.00	
912933	1500837	7/15/2014	270	1,055.98	
912946	1500831	7/15/2014	270	959.50	
913307	1500923	7/15/2014	270	950.00	
912914	1500803	7/15/2014	270	780.00	
913264	1500895	7/15/2014	270	770.00	
913246	1500864	7/15/2014	270	765.00	
912947	1500832	7/15/2014	270	610.00	
913274	1500901	7/15/2014	270	552.24	
912945	1500846	7/15/2014	270	550.00	
913263	1500894	7/15/2014	270	549.01	
913261	1500892	7/15/2014	270	472.69	
913257	1500889	7/15/2014	270	441.00	
912935	1500838	7/15/2014	270	386.24	
913282	1500902	7/15/2014	270	334.50	
913285	1500903	7/15/2014	270	332.24	

Run Date: 6/30/2015
 Run Time: 5:07:57PM

Demand Account Activity

Page: 42
 User: 0

Start Date: 7/1/2014 End Date: 6/30/2015

Jnl. Entry	Ref #	Trx. Date	Ledger	Debit Amount	Credit Amount
912939	1500841	7/15/2014	270	313.14	
913290	1500905	7/15/2014	270	305.92	
913304	1500921	7/15/2014	270	255.97	
913250	1500868	7/15/2014	270	255.09	
912931	1500825	7/15/2014	270	180.00	
912930	1500835	7/15/2014	270	160.00	
912900	1500806	7/15/2014	270	151.55	
912944	1500830	7/15/2014	270	150.00	
912943	1500829	7/15/2014	270	100.00	
913288	1500904	7/15/2014	270	80.00	
913272	1500900	7/15/2014	270	80.00	
913291	1500906	7/15/2014	270	70.00	
913251	1500869	7/15/2014	270	69.57	
912937	1500827	7/15/2014	270	58.73	
912941	1500828	7/15/2014	270	57.00	
913268	1500897	7/15/2014	270	50.00	
912936	1500839	7/15/2014	270	44.19	
913269	1500898	7/15/2014	270	40.00	
912934	1500826	7/15/2014	270	17.56	
913270	1500899	7/15/2014	270	10.00	
913258	1500890	7/15/2014	270	4.00	
912902	15270071501	7/15/2014	270		10,000,000.00
912903	15270071502	7/15/2014	270		10,000,000.00
912904	15270071503	7/15/2014	270		10,000,000.00
912987	8005434	7/15/2014	270		15,423.85
913289	15270071599	7/15/2014	270		12,730,284.85
913341	15270071605 AIRS	7/16/2014	270	121,366,433.64	
913327	15300071603	7/16/2014	270	15,000,000.00	
913716	Back Out Journal Er	7/16/2014	270	12,891,753.20	
913726	1501023	7/16/2014	270	12,861,753.20	
913670	1500975	7/16/2014	270	2,686,873.74	
913645	1500943	7/16/2014	270	1,747,110.79	
913681	1500976	7/16/2014	270	228,959.00	
913643	1500941	7/16/2014	270	215,000.00	
913686	1500982	7/16/2014	270	155,200.11	
913663	1500960	7/16/2014	270	118,074.42	
913690	1500986	7/16/2014	270	114,000.00	
913658	1500955	7/16/2014	270	60,238.85	
913664	1500961	7/16/2014	270	59,016.66	
913641	1500939	7/16/2014	270	48,282.18	
913678	1500973	7/16/2014	270	46,651.33	
913679	1500993	7/16/2014	270	46,090.00	
913669	1500969	7/16/2014	270	40,597.88	
913329	15270071608	7/16/2014	270	39,600.00	
913682	1500977	7/16/2014	270	27,736.95	
913680	1500974	7/16/2014	270	26,583.04	
913692	1500988	7/16/2014	270	24,822.20	
913636	1500934	7/16/2014	270	22,775.07	
913691	1500987	7/16/2014	270	18,834.17	
913665	1500962	7/16/2014	270	17,239.93	
913342	15270071606 AIRS	7/16/2014	270	12,591.05	
913666	1500963	7/16/2014	270	12,339.56	
913729	Back Out Journal Er	7/16/2014	270	11,574.72	
913637	1500935	7/16/2014	270	8,325.52	
913695	1501018	7/16/2014	270	6,646.66	
913668	1500968	7/16/2014	270	5,670.00	

Run Date: 6/30/2015
 Run Time: 5:07:57PM

Demand Account Activity

Page: 43
 User: 0

Start Date: 7/1/2014 End Date: 6/30/2015

Jnl. Entry	Ref #	Trx. Date	Ledger	Debit Amount	Credit Amount
913640	1500938	7/16/2014	270	3,674.17	
913635	1500933	7/16/2014	270	2,250.00	
913653	1500953	7/16/2014	270	2,160.00	
913650	1500951	7/16/2014	270	1,922.50	
913639	1500937	7/16/2014	270	1,761.00	
913659	1500956	7/16/2014	270	1,760.65	
913660	1500957	7/16/2014	270	975.00	
913661	1500958	7/16/2014	270	926.55	
913314	1500925	7/16/2014	270	774.00	
913642	1500940	7/16/2014	270	442.33	
913652	1500952	7/16/2014	270	420.00	
913676	1500972	7/16/2014	270	292.12	
913646	1500950	7/16/2014	270	150.00	
913565	15270071607 DSM\	7/16/2014	270	139.47	
913648	1500948	7/16/2014	270	126.50	
913644	1500942	7/16/2014	270	74.65	
913662	1500959	7/16/2014	270	58.50	
913647	1500947	7/16/2014	270	50.00	
913649	1500949	7/16/2014	270	40.00	
913667	1500964	7/16/2014	270	37.25	
913638	1500936	7/16/2014	270	28.88	
913321	15270071601	7/16/2014	270		35,000,000.00
913322	15270071602	7/16/2014	270		35,000,000.00
913323	15270071603	7/16/2014	270		35,000,000.00
913330	15270071608	7/16/2014	270		12,891,753.20
913331	15270071604	7/16/2014	270		1,765,320.50
913698	8005443	7/16/2014	270		11,574.72
913699	15270071695	7/16/2014	270		33,506,578.30
913730	Correct Journal Entr	7/16/2014	270		11,574.72
913734	Correct Journal Entr	7/16/2014	270		12,861,753.20
914130	1501138	7/17/2014	270	54,459,278.30	
913825	15270071707 AIRS	7/17/2014	270	42,201,707.39	
913806	15300071703	7/17/2014	270	10,000,000.00	
913807	15270071704	7/17/2014	270	10,000,000.00	
914131	1501139	7/17/2014	270	2,406,097.96	
913808	15270071705	7/17/2014	270	360,125.00	
913769	1501052	7/17/2014	270	227,936.55	
913856	1501123	7/17/2014	270	201,574.80	
913778	1501051	7/17/2014	270	201,167.97	
914152	1501151	7/17/2014	270	147,855.00	
914151	1501150	7/17/2014	270	115,585.00	
914126	1501134	7/17/2014	270	95,001.07	
913777	1501050	7/17/2014	270	73,144.30	
914153	1501152	7/17/2014	270	67,872.24	
914127	1501135	7/17/2014	270	65,085.97	
913779	1501056	7/17/2014	270	60,000.00	
913849	1501108	7/17/2014	270	49,649.50	
913826	15270071708 AIRS	7/17/2014	270	38,065.94	
914128	1501136	7/17/2014	270	21,400.75	
914129	1501137	7/17/2014	270	19,211.48	
913848	1501102	7/17/2014	270	17,614.43	
913771	1501053	7/17/2014	270	16,172.26	
914135	1501142	7/17/2014	270	12,245.87	
913876	1501132	7/17/2014	270	11,489.03	
913853	1501120	7/17/2014	270	10,508.06	
913855	1501121	7/17/2014	270	10,376.39	

Run Date: 6/30/2015
 Run Time: 5:07:57PM

Demand Account Activity

Start Date: 7/1/2014 End Date: 6/30/2015

Page: 44
 User: 0

Jnl. Entry	Ref #	Trx. Date	Ledger	Debit Amount	Credit Amount
913857	1501122	7/17/2014	270	9,834.53	
913798	1501072	7/17/2014	270	8,873.50	
913774	1501048	7/17/2014	270	7,675.51	
914142	1501172	7/17/2014	270	7,002.09	
914132	1501140	7/17/2014	270	6,714.92	
914092	1501133	7/17/2014	270	5,900.00	
913772	1501047	7/17/2014	270	5,800.00	
913803	1501075	7/17/2014	270	5,345.00	
913776	1501049	7/17/2014	270	4,800.00	
913865	1501118	7/17/2014	270	4,603.50	
913780	1501057	7/17/2014	270	4,300.00	
914166	1501173	7/17/2014	270	4,282.36	
913750	1501031	7/17/2014	270	4,213.00	
914133	1501141	7/17/2014	270	3,319.01	
913816	1501085	7/17/2014	270	3,105.00	
913843	1501119	7/17/2014	270	3,029.00	
913854	1501112	7/17/2014	270	2,816.50	
913846	1501100	7/17/2014	270	2,681.00	
913744	1501029	7/17/2014	270	2,485.00	
913863	1501116	7/17/2014	270	2,297.54	
913773	1501054	7/17/2014	270	1,854.77	
913829	15270071710	7/17/2014	270	1,680.00	
913864	1501117	7/17/2014	270	1,612.72	
913850	1501109	7/17/2014	270	1,586.05	
913827	15270071709 DSM\	7/17/2014	270	1,360.52	
913875	1501131	7/17/2014	270	1,341.45	
913749	1501030	7/17/2014	270	1,165.00	
913852	1501111	7/17/2014	270	1,165.00	
913801	1501074	7/17/2014	270	1,030.00	
913845	1501099	7/17/2014	270	830.25	
914155	1501153	7/17/2014	270	829.00	
913797	1501071	7/17/2014	270	775.50	
913851	1501110	7/17/2014	270	707.50	
913800	1501073	7/17/2014	270	690.00	
914167	1501180	7/17/2014	270	550.00	
913862	1501115	7/17/2014	270	527.70	
913844	1501098	7/17/2014	270	475.00	
913790	1501065	7/17/2014	270	350.00	
913792	1501067	7/17/2014	270	350.00	
913758	1501046	7/17/2014	270	305.00	
913817	1501086	7/17/2014	270	270.00	
913859	1501113	7/17/2014	270	233.55	
913793	1501068	7/17/2014	270	225.00	
913813	1501082	7/17/2014	270	215.69	
913751	1501032	7/17/2014	270	212.50	
913847	1501101	7/17/2014	270	211.70	
913795	1501069	7/17/2014	270	159.00	
913796	1501070	7/17/2014	270	150.00	
913775	1501055	7/17/2014	270	107.05	
913787	1501064	7/17/2014	270	90.00	
913814	1501083	7/17/2014	270	90.00	
913815	1501084	7/17/2014	270	74.67	
913861	1501114	7/17/2014	270	60.00	
913791	1501066	7/17/2014	270	40.00	
913762	15270071701	7/17/2014	270		21,000,000.00
913763	15270071702	7/17/2014	270		21,000,000.00

Run Date: 6/30/2015
 Run Time: 5:07:57PM

Demand Account Activity

Start Date: 7/1/2014 End Date: 6/30/2015

Page: 45
 User: 0

Jnl. Entry	Ref #	Trx. Date	Ledger	Debit Amount	Credit Amount
913764	15270071703	7/17/2014	270		21,000,000.00
913833	15270071799	7/17/2014	270		10,820,000.00
914144	Correct Journal Entr	7/17/2014	270		195,244.75
914165	15270071795	7/17/2014	270		39,807,775.37
914230	15270071808	7/18/2014	270	22,000,000.00	
914206	15270071801	7/18/2014	270	17,000,000.00	
914207	15270071802	7/18/2014	270	17,000,000.00	
914208	15270071803	7/18/2014	270	17,000,000.00	
914209	15270071804	7/18/2014	270	15,000,000.00	
914224	15300071803	7/18/2014	270	15,000,000.00	
914882	15300071810 AIRS	7/18/2014	270	14,465,176.51	
914210	15270071805	7/18/2014	270	6,000,000.00	
914964	1501311	7/18/2014	270	4,807,681.00	
914920	1501266	7/18/2014	270	1,076,874.33	
914917	1501263	7/18/2014	270	711,740.45	
914919	1501265	7/18/2014	270	550,148.28	
914909	1501294	7/18/2014	270	501,072.00	
914894	1501241	7/18/2014	270	196,637.42	
914948	1501296	7/18/2014	270	177,556.19	
914238	1501219	7/18/2014	270	167,908.00	
914226	1501211	7/18/2014	270	134,917.00	
914232	1501215	7/18/2014	270	101,423.98	
914949	1501295	7/18/2014	270	87,715.00	
914234	1501216	7/18/2014	270	73,716.00	
914895	1501242	7/18/2014	270	70,364.04	
914918	1501264	7/18/2014	270	60,355.28	
914953	1501299	7/18/2014	270	51,102.31	
914945	1501287	7/18/2014	270	37,502.47	
914244	1501225	7/18/2014	270	33,357.58	
914201	1501198	7/18/2014	270	31,045.81	
914952	1501298	7/18/2014	270	28,092.23	
914916	1501262	7/18/2014	270	27,754.41	
914904	1501248	7/18/2014	270	19,463.09	
914221	1501210	7/18/2014	270	18,921.00	
914947	1501293	7/18/2014	270	15,659.87	
914237	1501218	7/18/2014	270	14,898.62	
914236	1501217	7/18/2014	270	13,873.87	
914231	1501214	7/18/2014	270	9,280.48	
914903	1501247	7/18/2014	270	6,173.50	
914921	1501267	7/18/2014	270	4,635.00	
914886	15270071812 DSM\	7/18/2014	270	4,203.08	
914946	1501288	7/18/2014	270	4,082.46	
914874	1501229	7/18/2014	270	3,663.50	
914915	1501261	7/18/2014	270	3,620.01	
914227	1501212	7/18/2014	270	3,579.20	
914960	1501305	7/18/2014	270	2,710.00	
914229	1501213	7/18/2014	270	2,596.18	
914880	1501231	7/18/2014	270	2,455.00	
914885	15270071811 AIRS	7/18/2014	270	2,309.79	
914243	1501224	7/18/2014	270	2,290.58	
914896	1501243	7/18/2014	270	1,734.25	
914902	1501246	7/18/2014	270	1,725.18	
914914	1501260	7/18/2014	270	1,465.39	
914950	1501297	7/18/2014	270	1,000.00	
914899	1501244	7/18/2014	270	910.00	
914202	1501199	7/18/2014	270	822.74	

Run Date: 6/30/2015
 Run Time: 5:07:57PM

Demand Account Activity

Start Date: 7/1/2014 End Date: 6/30/2015

Page: 46
 User: 0

Jnl. Entry	Ref #	Trx. Date	Ledger	Debit Amount	Credit Amount
914872	1501227	7/18/2014	270	551.00	
914168	1501183	7/18/2014	270	500.00	
914883	1501232	7/18/2014	270	470.00	
914200	1501197	7/18/2014	270	300.00	
914876	1501230	7/18/2014	270	290.00	
914913	1501259	7/18/2014	270	284.09	
914190	1501187	7/18/2014	270	225.00	
914195	1501192	7/18/2014	270	210.00	
914240	1501221	7/18/2014	270	200.00	
914962	1501310	7/18/2014	270	200.00	
914189	1501186	7/18/2014	270	185.00	
914873	1501228	7/18/2014	270	110.00	
914241	1501222	7/18/2014	270	100.00	
914242	1501223	7/18/2014	270	90.00	
914901	1501245	7/18/2014	270	80.64	
914205	1501226	7/18/2014	270	70.00	
914239	1501220	7/18/2014	270	58.50	
914194	1501191	7/18/2014	270	40.00	
914193	1501190	7/18/2014	270	20.00	
914225	15270071806	7/18/2014	270		24,119,000.00
914228	15270071807	7/18/2014	270		4,807,681.00
914233	15270071809	7/18/2014	270		64,490,296.64
914910	8005449	7/18/2014	270		30,024.76
914956	15270071895	7/18/2014	270		50,585,196.65
915355	14270072107EFT A	7/21/2014	270	34,539,427.88	
915350	142700702	7/21/2014	270	28,190,000.00	
915354	142700706	7/21/2014	270	9,000,000.00	
915400	1501377	7/21/2014	270	2,027,393.32	
915463	1501431	7/21/2014	270	1,338,150.73	
915386	1501369	7/21/2014	270	631,413.29	
915398	1501376	7/21/2014	270	133,314.91	
915462	1501430	7/21/2014	270	80,693.94	
914982	1501322	7/21/2014	270	72,648.26	
915401	1501378	7/21/2014	270	70,468.11	
915390	1501370	7/21/2014	270	47,918.00	
915336	1501339	7/21/2014	270	44,779.67	
915339	1501342	7/21/2014	270	40,769.74	
915337	1501340	7/21/2014	270	35,590.94	
915348	1501351	7/21/2014	270	25,356.96	
915404	1501379	7/21/2014	270	24,697.47	
915368	1501383	7/21/2014	270	23,735.10	
915392	1501372	7/21/2014	270	22,656.64	
914997	1501338	7/21/2014	270	21,136.91	
915375	14270072110ABC L	7/21/2014	270	16,432.50	
915340	1501343	7/21/2014	270	13,458.31	
915346	1501350	7/21/2014	270	11,553.47	
914987	1501326	7/21/2014	270	10,589.48	
915396	1501375	7/21/2014	270	9,635.73	
915360	14270072108CC All	7/21/2014	270	9,108.65	
915391	1501371	7/21/2014	270	8,327.55	
915414	1501393	7/21/2014	270	7,881.80	
915343	1501349	7/21/2014	270	7,785.90	
915408	1501388	7/21/2014	270	7,279.02	
915345	1501347	7/21/2014	270	7,038.36	
915338	1501341	7/21/2014	270	6,342.31	
915415	1501394	7/21/2014	270	5,481.16	

Run Date: 6/30/2015
 Run Time: 5:07:57PM

Demand Account Activity

Start Date: 7/1/2014 End Date: 6/30/2015

Page: 47
 User: 0

Jnl. Entry	Ref #	Trx. Date	Ledger	Debit Amount	Credit Amount
915433	1501413	7/21/2014	270	5,347.00	
915406	1501387	7/21/2014	270	4,231.88	
915464	1501432	7/21/2014	270	3,976.00	
915405	1501386	7/21/2014	270	3,942.80	
915410	1501390	7/21/2014	270	3,382.96	
915362	1501360	7/21/2014	270	3,355.00	
915344	1501346	7/21/2014	270	2,937.34	
915432	1501412	7/21/2014	270	2,525.00	
915364	14270072109IFTA C	7/21/2014	270	2,521.62	
914998	1501345	7/21/2014	270	2,295.47	
915403	1501385	7/21/2014	270	1,726.70	
915407	1501389	7/21/2014	270	1,281.02	
915367	1501362	7/21/2014	270	1,265.00	
915453	1501429	7/21/2014	270	1,092.39	
915342	1501348	7/21/2014	270	700.00	
915402	1501384	7/21/2014	270	685.00	
915365	1501361	7/21/2014	270	650.00	
915341	1501344	7/21/2014	270	573.73	
915366	1501365	7/21/2014	270	529.50	
915371	1501364	7/21/2014	270	120.00	
915395	1501374	7/21/2014	270	115.70	
915431	1501411	7/21/2014	270	110.00	
915370	1501363	7/21/2014	270	100.00	
915393	1501373	7/21/2014	270	51.89	
915373	1501366	7/21/2014	270	50.00	
915000	1501336	7/21/2014	270	47.00	
914999	1501335	7/21/2014	270	17.66	
914988	1501327	7/21/2014	270	9.40	
915361	8005455	7/21/2014	270		7,396.04
915351	142700703	7/21/2014	270		9,000,000.00
915352	142700704	7/21/2014	270		9,000,000.00
915353	142700705	7/21/2014	270		9,000,000.00
915002	142700701	7/21/2014	270		24,594,000.00
915388	142700711	7/21/2014	270		22,683,000.25
915570	14270072109EFT A	7/22/2014	270	84,781,466.98	
915558	142700706	7/22/2014	270	14,000,000.00	
915480	1501447	7/22/2014	270	13,044,762.53	
915559	142700707	7/22/2014	270	6,000,000.00	
915605	1501512	7/22/2014	270	1,961,577.84	
915531	1501451	7/22/2014	270	1,000,000.00	
915565	1501478	7/22/2014	270	747,605.62	
915557	142700705	7/22/2014	270	635,858.05	
915572	1501499	7/22/2014	270	466,887.62	
915566	1501498	7/22/2014	270	381,354.15	
915585	1501497	7/22/2014	270	275,098.11	
915530	1501450	7/22/2014	270	191,499.00	
915593	1501503	7/22/2014	270	155,383.06	
915578	1501501	7/22/2014	270	128,147.68	
915575	1501500	7/22/2014	270	118,089.28	
915613	1501549	7/22/2014	270	89,983.29	
915546	1501466	7/22/2014	270	74,162.85	
915560	142700708	7/22/2014	270	71,250.00	
915547	1501467	7/22/2014	270	61,711.51	
915590	1501489	7/22/2014	270	42,502.86	
915476	1501443	7/22/2014	270	40,165.22	
915595	1501505	7/22/2014	270	33,856.11	

Run Date: 6/30/2015
 Run Time: 5:07:57PM

Demand Account Activity

Page: 48
 User: 0

Start Date: 7/1/2014 End Date: 6/30/2015

Jnl. Entry	Ref #	Trx. Date	Ledger	Debit Amount	Credit Amount
915598	14270072110CC All	7/22/2014	270	27,549.42	
915533	1501454	7/22/2014	270	23,907.73	
915577	1501502	7/22/2014	270	21,805.85	
915548	1501468	7/22/2014	270	19,026.54	
915588	1501487	7/22/2014	270	18,879.33	
915483	1501453	7/22/2014	270	18,727.95	
915594	1501504	7/22/2014	270	18,669.92	
915534	1501452	7/22/2014	270	18,380.54	
915549	1501469	7/22/2014	270	17,425.84	
915601	14270072112ABC L	7/22/2014	270	15,000.00	
915608	1501515	7/22/2014	270	14,790.09	
915589	1501488	7/22/2014	270	14,147.50	
915539	1501459	7/22/2014	270	14,142.58	
915537	1501458	7/22/2014	270	13,218.91	
915586	1501486	7/22/2014	270	12,353.00	
915607	1501514	7/22/2014	270	11,742.52	
915550	1501470	7/22/2014	270	11,372.39	
915551	1501471	7/22/2014	270	10,196.54	
915532	1501457	7/22/2014	270	10,000.00	
915606	1501513	7/22/2014	270	9,891.41	
915582	1501496	7/22/2014	270	5,564.25	
915484	1501456	7/22/2014	270	5,000.00	
915536	1501455	7/22/2014	270	4,811.25	
915574	1501494	7/22/2014	270	4,238.68	
915614	1501517	7/22/2014	270	4,229.08	
915579	1501495	7/22/2014	270	3,791.00	
915477	1501444	7/22/2014	270	3,158.67	
915591	1501490	7/22/2014	270	2,854.15	
915573	1501482	7/22/2014	270	2,743.00	
915612	1501516	7/22/2014	270	2,711.95	
915568	1501480	7/22/2014	270	2,270.00	
915542	1501462	7/22/2014	270	2,189.75	
915655	1501553	7/22/2014	270	2,130.50	
915599	14270072111IFTA C	7/22/2014	270	1,799.47	
915592	1501491	7/22/2014	270	1,525.00	
915651	1501550	7/22/2014	270	1,196.83	
915580	1501484	7/22/2014	270	706.00	
915540	1501465	7/22/2014	270	441.86	
915567	1501479	7/22/2014	270	430.00	
915569	1501493	7/22/2014	270	252.42	
915583	1501523	7/22/2014	270	237.00	
915571	1501481	7/22/2014	270	220.00	
915478	1501445	7/22/2014	270	130.00	
915576	1501483	7/22/2014	270	100.00	
915584	1501485	7/22/2014	270	60.00	
915609	1501524	7/22/2014	270	8.50	
915544	1501492	7/22/2014	270	4.00	
915529	142700701	7/22/2014	270		35,000,000.00
915553	142700702	7/22/2014	270		35,000,000.00
915554	142700703	7/22/2014	270		35,000,000.00
915555	142700704	7/22/2014	270		3,278,000.00
915650	142700713	7/22/2014	270		15,619,255.55
916233	15270072310 AIRS	7/23/2014	270	52,164,899.44	
916196	15270072304	7/23/2014	270	19,000,000.00	
916198	15270072306	7/23/2014	270	11,000,000.00	
916203	15270072308	7/23/2014	270	10,000,000.00	

Run Date: 6/30/2015
Run Time: 5:07:57PM

Demand Account Activity

Start Date: 7/1/2014 End Date: 6/30/2015

Page: 49
User: 0

Jnl. Entry	Ref #	Trx. Date	Ledger	Debit Amount	Credit Amount
916212	1501678	7/23/2014	270	6,680,996.96	
916190	15270072301	7/23/2014	270	6,000,000.00	
916194	15270072302	7/23/2014	270	6,000,000.00	
916195	15270072303	7/23/2014	270	6,000,000.00	
916197	15270072305	7/23/2014	270	5,000,000.00	
916266	1501630	7/23/2014	270	3,676,329.10	
915659	1501559	7/23/2014	270	1,700,000.00	
916263	1501627	7/23/2014	270	1,583,066.34	
915680	1501569	7/23/2014	270	1,515,713.99	
916265	1501629	7/23/2014	270	421,649.94	
916219	1501597	7/23/2014	270	286,660.84	
916185	1501572	7/23/2014	270	276,889.88	
916309	1501669	7/23/2014	270	150,000.00	
916264	1501628	7/23/2014	270	87,572.53	
916251	1501616	7/23/2014	270	69,425.65	
916246	1501611	7/23/2014	270	62,087.49	
916182	1501570	7/23/2014	270	49,168.92	
916248	1501613	7/23/2014	270	45,522.91	
916287	1501648	7/23/2014	270	38,984.20	
916288	1501654	7/23/2014	270	37,000.56	
916289	1501649	7/23/2014	270	36,637.45	
916313	1501676	7/23/2014	270	33,825.00	
916183	1501571	7/23/2014	270	31,041.38	
916218	1501596	7/23/2014	270	25,524.26	
916307	1501668	7/23/2014	270	22,126.32	
916189	1501575	7/23/2014	270	12,810.37	
916247	1501612	7/23/2014	270	12,248.46	
916234	15270072311 AIRS	7/23/2014	270	12,150.11	
916254	1501619	7/23/2014	270	12,041.59	
916242	1501608	7/23/2014	270	8,527.02	
916268	1501632	7/23/2014	270	8,121.78	
916293	1501656	7/23/2014	270	6,600.00	
916285	1501646	7/23/2014	270	6,575.00	
916292	1501651	7/23/2014	270	6,575.00	
916267	1501631	7/23/2014	270	6,574.66	
916188	1501574	7/23/2014	270	6,348.29	
916210	1501595	7/23/2014	270	5,083.64	
916220	1501598	7/23/2014	270	3,323.37	
916208	1501588	7/23/2014	270	2,761.50	
916191	1501576	7/23/2014	270	2,060.00	
916214	1501590	7/23/2014	270	1,925.00	
916243	1501652	7/23/2014	270	1,848.00	
916298	1501657	7/23/2014	270	1,732.50	
916240	1501645	7/23/2014	270	1,463.00	
916252	1501617	7/23/2014	270	1,203.05	
916258	1501623	7/23/2014	270	1,165.00	
916253	1501618	7/23/2014	270	1,137.50	
915674	1501564	7/23/2014	270	1,125.00	
916255	1501620	7/23/2014	270	582.80	
916290	1501650	7/23/2014	270	525.00	
916187	1501573	7/23/2014	270	524.66	
916284	1501653	7/23/2014	270	505.00	
916291	1501655	7/23/2014	270	475.00	
916215	1501591	7/23/2014	270	370.00	
915675	1501565	7/23/2014	270	265.00	
916213	1501589	7/23/2014	270	210.00	

Run Date: 6/30/2015
 Run Time: 5:07:57PM

Demand Account Activity

Start Date: 7/1/2014 End Date: 6/30/2015

Page: 50
 User: 0

Jnl. Entry	Ref #	Trx. Date	Ledger	Debit Amount	Credit Amount
916216	1501592	7/23/2014	270	196.50	
916250	1501615	7/23/2014	270	117.00	
916192	1501577	7/23/2014	270	87.00	
916299	1501658	7/23/2014	270	85.00	
916245	1501610	7/23/2014	270	58.50	
916286	1501647	7/23/2014	270	42.50	
916244	1501609	7/23/2014	270	42.00	
916200	1501593	7/23/2014	270	40.00	
916310	1501670	7/23/2014	270	17.38	
916211	1501594	7/23/2014	270	10.00	
916202	15270072307	7/23/2014	270		10,000,000.00
916204	15270072309	7/23/2014	270		6,680,996.96
916222	8005466	7/23/2014	270		109,116.49
916295	15270072395	7/23/2014	270		113,743,868.60
917619	1501758	7/24/2014	270	50,267,674.48	
916363	142700703	7/24/2014	270	20,458,470.65	
916366	142700705	7/24/2014	270	14,000,000.00	
916367	14270072109EFT A	7/24/2014	270	12,758,039.94	
916365	142700704	7/24/2014	270	10,000,000.00	
916411	1501741	7/24/2014	270	1,400,000.00	
917622	1501761	7/24/2014	270	735,196.99	
916412	1501743	7/24/2014	270	500,000.00	
916420	1501742	7/24/2014	270	444,649.25	
917628	1501767	7/24/2014	270	344,510.25	
916419	1501746	7/24/2014	270	324,790.68	
916427	1501730	7/24/2014	270	296,905.71	
917644	1501782	7/24/2014	270	191,924.63	
916358	1501691	7/24/2014	270	172,467.28	
916395	1501711	7/24/2014	270	161,837.25	
916396	1501712	7/24/2014	270	138,993.06	
916391	1501707	7/24/2014	270	137,548.94	
916392	1501708	7/24/2014	270	101,841.62	
916409	1501740	7/24/2014	270	82,691.19	
917645	1501783	7/24/2014	270	81,896.58	
917646	1501784	7/24/2014	270	72,835.57	
917631	1501769	7/24/2014	270	57,632.04	
917647	1501785	7/24/2014	270	57,611.48	
917648	1501786	7/24/2014	270	55,895.89	
916417	1501745	7/24/2014	270	48,127.36	
917623	1501762	7/24/2014	270	40,595.68	
917629	1501768	7/24/2014	270	38,307.03	
916398	1501714	7/24/2014	270	34,276.64	
917614	1501787	7/24/2014	270	31,725.80	
917651	1501788	7/24/2014	270	29,723.09	
917652	1501789	7/24/2014	270	28,350.73	
916356	1501690	7/24/2014	270	27,220.24	
917653	1501790	7/24/2014	270	16,528.98	
917654	1501791	7/24/2014	270	15,958.90	
916428	1501731	7/24/2014	270	13,360.18	
917655	1501792	7/24/2014	270	12,310.70	
916393	1501709	7/24/2014	270	10,854.64	
916343	1501680	7/24/2014	270	9,465.03	
916422	1501726	7/24/2014	270	9,399.50	
916404	1501737	7/24/2014	270	8,826.33	
917671	1501806	7/24/2014	270	8,565.88	
917620	1501759	7/24/2014	270	7,786.01	

Run Date: 6/30/2015
 Run Time: 5:07:57PM

Demand Account Activity

Start Date: 7/1/2014 End Date: 6/30/2015

Page: 51
 User: 0

Jnl. Entry	Ref #	Trx. Date	Ledger	Debit Amount	Credit Amount
916406	1501738	7/24/2014	270	7,138.95	
917627	1501766	7/24/2014	270	7,039.29	
916408	1501739	7/24/2014	270	6,510.03	
917657	1501793	7/24/2014	270	6,307.38	
917626	1501765	7/24/2014	270	5,372.50	
916418	1501724	7/24/2014	270	5,270.00	
916394	1501710	7/24/2014	270	4,800.00	
916415	1501744	7/24/2014	270	4,640.00	
916351	1501701	7/24/2014	270	4,454.84	
916403	1501736	7/24/2014	270	4,300.00	
916401	1501735	7/24/2014	270	4,252.11	
916397	1501713	7/24/2014	270	4,000.00	
917621	1501760	7/24/2014	270	3,997.50	
917658	1501794	7/24/2014	270	3,393.00	
917660	1501795	7/24/2014	270	2,778.00	
917625	1501764	7/24/2014	270	2,169.30	
917624	1501763	7/24/2014	270	1,356.25	
916388	1501704	7/24/2014	270	1,165.83	
916414	1501722	7/24/2014	270	1,152.00	
916421	1501725	7/24/2014	270	1,030.00	
917668	1501804	7/24/2014	270	780.82	
916423	1501727	7/24/2014	270	730.00	
917618	1501757	7/24/2014	270	673.34	
916405	1501718	7/24/2014	270	600.00	
916347	1501734	7/24/2014	270	484.83	
916399	1501715	7/24/2014	270	450.00	
916349	1501688	7/24/2014	270	447.00	
917670	1501805	7/24/2014	270	398.55	
917661	1501796	7/24/2014	270	395.76	
916353	1501685	7/24/2014	270	325.00	
916402	1501717	7/24/2014	270	275.00	
916354	1501686	7/24/2014	270	210.00	
916400	1501716	7/24/2014	270	180.00	
916416	1501723	7/24/2014	270	160.00	
916426	1501729	7/24/2014	270	150.00	
916413	1501721	7/24/2014	270	115.32	
916390	1501706	7/24/2014	270	106.90	
916389	1501705	7/24/2014	270	90.00	
916407	1501719	7/24/2014	270	90.00	
917634	1501772	7/24/2014	270	84.00	
916425	1501728	7/24/2014	270	80.00	
916431	1501733	7/24/2014	270	70.12	
917632	1501770	7/24/2014	270	58.50	
916355	1501689	7/24/2014	270	47.50	
916410	1501720	7/24/2014	270	46.04	
917633	1501771	7/24/2014	270	40.00	
917662	1501797	7/24/2014	270	20.00	
916430	1501732	7/24/2014	270	14.48	
917663	1501798	7/24/2014	270	12.00	
917664	1501799	7/24/2014	270	8.00	
917666	1501800	7/24/2014	270	8.00	
916424	1501801	7/24/2014	270	8.00	
917665	1501802	7/24/2014	270	4.00	
917667	1501803	7/24/2014	270	4.00	
916432	8005471	7/24/2014	270		171,526.76
916357	142700701	7/24/2014	270		29,000,000.00

Run Date: 6/30/2015
 Run Time: 5:07:57PM

Demand Account Activity

Start Date: 7/1/2014 End Date: 6/30/2015

Page: 52
 User: 0

Jnl. Entry	Ref #	Trx. Date	Ledger	Debit Amount	Credit Amount
916361	142700702	7/24/2014	270		29,000,000.00
916362	142700703	7/24/2014	270		29,000,000.00
917630	142700710	7/24/2014	270		1,736,781.22
917650	142700711	7/24/2014	270		27,973,325.63
918051	142700702	7/25/2014	270	49,000,000.00	
918052	142700703	7/25/2014	270	49,000,000.00	
917714	142700701	7/25/2014	270	49,000,000.00	
918058	14270072509	7/25/2014	270	28,334,228.22	
918056	142700707	7/25/2014	270	11,000,000.00	
918057	142700708	7/25/2014	270	8,000,000.00	
918078	1501856	7/25/2014	270	4,941,393.90	
918148	1501922	7/25/2014	270	572,575.90	
918067	1501849	7/25/2014	270	466,738.10	
918126	1501906	7/25/2014	270	409,645.90	
918149	1501923	7/25/2014	270	275,725.27	
918070	1501852	7/25/2014	270	197,709.60	
918153	1501924	7/25/2014	270	186,476.72	
918074	1501876	7/25/2014	270	180,672.38	
918137	1501915	7/25/2014	270	148,950.00	
918125	1501905	7/25/2014	270	122,902.50	
918155	1501925	7/25/2014	270	111,823.01	
918128	1501908	7/25/2014	270	106,541.09	
918090	1501885	7/25/2014	270	100,843.01	
918189	1501957	7/25/2014	270	97,300.00	
918157	1501926	7/25/2014	270	81,277.39	
918159	1501927	7/25/2014	270	80,441.88	
918075	1501877	7/25/2014	270	73,729.49	
918069	1501851	7/25/2014	270	71,889.11	
918127	1501907	7/25/2014	270	68,289.34	
918195	1501963	7/25/2014	270	67,000.00	
917706	1501819	7/25/2014	270	62,517.36	
918076	1501878	7/25/2014	270	53,967.04	
918116	1501968	7/25/2014	270	45,559.42	
918079	1501879	7/25/2014	270	42,543.60	
918107	1501870	7/25/2014	270	41,931.66	
918060	14270072510CC All	7/25/2014	270	36,842.16	
918108	1501871	7/25/2014	270	36,631.81	
918066	1501848	7/25/2014	270	32,928.38	
918065	1501847	7/25/2014	270	30,777.47	
918123	1501903	7/25/2014	270	29,957.15	
918110	1501872	7/25/2014	270	29,258.57	
918068	1501850	7/25/2014	270	25,203.69	
918112	1501873	7/25/2014	270	25,133.75	
918186	1501954	7/25/2014	270	19,759.92	
918064	1501846	7/25/2014	270	19,541.32	
918092	1501886	7/25/2014	270	19,100.08	
918118	1501898	7/25/2014	270	18,162.68	
918143	1501953	7/25/2014	270	15,704.40	
917707	1501820	7/25/2014	270	15,082.55	
918061	14270072511IFTA C	7/25/2014	270	11,989.61	
918113	1501874	7/25/2014	270	11,744.92	
918114	1501875	7/25/2014	270	11,726.13	
918095	1501863	7/25/2014	270	11,240.74	
918091	1501862	7/25/2014	270	10,327.68	
918160	1501928	7/25/2014	270	9,496.75	
918097	1501864	7/25/2014	270	8,785.88	

Run Date: 6/30/2015
Run Time: 5:07:57PM

Demand Account Activity

Start Date: 7/1/2014 End Date: 6/30/2015

Page: 53
User: 0

Jnl. Entry	Ref #	Trx. Date	Ledger	Debit Amount	Credit Amount
918099	1501865	7/25/2014	270	7,955.15	
918101	1501866	7/25/2014	270	7,680.10	
918121	1501901	7/25/2014	270	7,144.88	
918129	1501909	7/25/2014	270	7,050.00	
918102	1501867	7/25/2014	270	6,194.47	
917703	1501816	7/25/2014	270	5,503.50	
918093	1501887	7/25/2014	270	5,494.66	
917708	1501821	7/25/2014	270	5,334.21	
918104	1501868	7/25/2014	270	5,293.07	
918130	1501910	7/25/2014	270	5,252.56	
918122	1501902	7/25/2014	270	5,123.93	
918105	1501869	7/25/2014	270	4,930.99	
918131	1501911	7/25/2014	270	4,550.18	
918084	1501858	7/25/2014	270	4,494.08	
918062	14270072512ABC B	7/25/2014	270	4,485.00	
918082	1501857	7/25/2014	270	3,719.49	
918132	1501912	7/25/2014	270	3,711.82	
918163	1501929	7/25/2014	270	3,524.40	
918059	1501845	7/25/2014	270	3,426.24	
918100	1501891	7/25/2014	270	3,369.00	
918165	1501930	7/25/2014	270	2,999.08	
918117	1501897	7/25/2014	270	2,870.94	
918188	1501956	7/25/2014	270	2,745.50	
918190	1501958	7/25/2014	270	2,664.00	
918106	1501893	7/25/2014	270	2,610.00	
918136	1501914	7/25/2014	270	2,224.38	
918135	1501913	7/25/2014	270	1,931.70	
918086	1501859	7/25/2014	270	1,798.91	
918072	1501854	7/25/2014	270	1,647.10	
918120	1501900	7/25/2014	270	1,603.34	
918088	1501860	7/25/2014	270	1,391.67	
918089	1501861	7/25/2014	270	982.47	
918167	1501931	7/25/2014	270	892.26	
918111	1501895	7/25/2014	270	744.50	
918187	1501955	7/25/2014	270	735.82	
918071	1501853	7/25/2014	270	617.50	
918094	1501888	7/25/2014	270	600.00	
918109	1501894	7/25/2014	270	510.00	
918073	1501855	7/25/2014	270	436.65	
917702	1501815	7/25/2014	270	280.00	
918096	1501889	7/25/2014	270	270.00	
918103	1501892	7/25/2014	270	260.00	
918193	1501961	7/25/2014	270	250.00	
918194	1501962	7/25/2014	270	225.00	
918083	1501882	7/25/2014	270	150.00	
918119	1501899	7/25/2014	270	123.00	
918085	1501883	7/25/2014	270	120.00	
918124	1501904	7/25/2014	270	104.00	
918087	1501884	7/25/2014	270	90.00	
918098	1501890	7/25/2014	270	90.00	
918115	1501896	7/25/2014	270	90.00	
917704	1501817	7/25/2014	270	80.00	
917701	1501814	7/25/2014	270	60.00	
918080	1501880	7/25/2014	270	40.00	
918081	1501881	7/25/2014	270	10.00	
917705	1501818	7/25/2014	270	10.00	

Run Date: 6/30/2015
 Run Time: 5:07:57PM

Demand Account Activity

Start Date: 7/1/2014 End Date: 6/30/2015

Page: 54
 User: 0

Jnl. Entry	Ref #	Trx. Date	Ledger	Debit Amount	Credit Amount
918047	8005475	7/25/2014	270		18,292.65
918053	142700704	7/25/2014	270		6,263,000.00
918054	1142700705	7/25/2014	270		25,000,000.00
918185	142700713	7/25/2014	270		169,851,555.31
918308	14270072804EFT A	7/28/2014	270	38,605,670.75	
918240	142700703	7/28/2014	270	15,000,000.00	
918232	1501991	7/28/2014	270	1,591,322.21	
918282	1502037	7/28/2014	270	1,267,256.36	
918234	1501992	7/28/2014	270	651,535.83	
918237	1501995	7/28/2014	270	613,102.37	
918256	1502043	7/28/2014	270	566,178.26	
918264	1502044	7/28/2014	270	566,178.26	
918265	1502019	7/28/2014	270	360,927.20	
918238	1501996	7/28/2014	270	300,000.00	
918235	1501993	7/28/2014	270	290,852.68	
918236	1501994	7/28/2014	270	253,703.97	
918228	1501988	7/28/2014	270	229,934.00	
918239	1501997	7/28/2014	270	215,643.15	
918220	142700701	7/28/2014	270	202,000.00	
918230	1501989	7/28/2014	270	164,710.00	
918269	1502023	7/28/2014	270	157,796.33	
918295	1502049	7/28/2014	270	157,305.00	
918246	1502001	7/28/2014	270	103,511.40	
918276	1502030	7/28/2014	270	79,730.55	
918291	1502040	7/28/2014	270	45,615.08	
918268	1502022	7/28/2014	270	29,314.75	
918309	14270072805CC All	7/28/2014	270	29,181.41	
918277	1502031	7/28/2014	270	23,653.08	
918253	1502006	7/28/2014	270	21,537.97	
918278	1502032	7/28/2014	270	17,246.12	
918216	1501977	7/28/2014	270	12,313.68	
918290	1502039	7/28/2014	270	10,235.77	
918231	1501990	7/28/2014	270	10,000.00	
918245	1502000	7/28/2014	270	9,894.92	
918267	1502021	7/28/2014	270	9,731.34	
918243	1501999	7/28/2014	270	8,366.92	
918242	1501998	7/28/2014	270	7,636.00	
918289	1502038	7/28/2014	270	7,436.60	
918310	14270072806	7/28/2014	270	6,602.04	
918214	1501976	7/28/2014	270	6,587.69	
918248	1502003	7/28/2014	270	5,507.03	
918270	1502024	7/28/2014	270	5,193.43	
918215	1502002	7/28/2014	270	3,306.00	
918273	1502027	7/28/2014	270	3,079.00	
918249	1502004	7/28/2014	270	3,032.00	
918271	1502025	7/28/2014	270	2,464.45	
918254	1502009	7/28/2014	270	2,190.00	
918250	1502011	7/28/2014	270	1,954.00	
918274	1502028	7/28/2014	270	1,350.40	
918292	1502041	7/28/2014	270	1,297.53	
918244	1502007	7/28/2014	270	971.00	
918251	1502005	7/28/2014	270	849.00	
918275	1502029	7/28/2014	270	807.50	
918222	1501987	7/28/2014	270	780.00	
918272	1502026	7/28/2014	270	744.47	
918294	1502042	7/28/2014	270	634.05	

Run Date: 6/30/2015
 Run Time: 5:07:57PM

Demand Account Activity

Start Date: 7/1/2014 End Date: 6/30/2015

Page: 55
 User: 0

Jnl. Entry	Ref #	Trx. Date	Ledger	Debit Amount	Credit Amount
918283	1502045	7/28/2014	270	500.00	
918247	1502010	7/28/2014	270	420.00	
918622	1502067	7/28/2014	270	200.00	
918224	1501983	7/28/2014	270	167.00	
918255	1502012	7/28/2014	270	160.00	
918252	1502008	7/28/2014	270	100.00	
918257	1502013	7/28/2014	270	90.00	
918223	1501982	7/28/2014	270	24.00	
918259	1502014	7/28/2014	270	20.00	
918212	1501981	7/28/2014	270	8.50	
918266	1502020	7/28/2014	270	5.90	
918301	8005480	7/28/2014	270		59,012.48
918229	142700702	7/28/2014	270		6,494,000.00
918311	142700707	7/28/2014	270		12,000,000.00
918316	142700708	7/28/2014	270		12,000,000.00
918317	142700709	7/28/2014	270		12,000,000.00
918318	142700710	7/28/2014	270		20,535,305.06
918717	14270072909EFT A	7/29/2014	270	23,933,535.45	
918686	142700705	7/29/2014	270	17,000,000.00	
918688	142700707	7/29/2014	270	16,000,000.00	
918687	142700706	7/29/2014	270	10,000,000.00	
918742	1502142	7/29/2014	270	2,278,083.87	
918677	1502100	7/29/2014	270	1,200,000.00	
918728	1502129	7/29/2014	270	588,347.00	
918689	142700708	7/29/2014	270	445,770.66	
918731	1502130	7/29/2014	270	210,867.62	
919086	1502171	7/29/2014	270	206,898.73	
918751	1502145	7/29/2014	270	193,092.69	
918675	1502098	7/29/2014	270	140,694.55	
918669	1502093	7/29/2014	270	58,847.20	
918692	1502107	7/29/2014	270	43,886.95	
918670	1502094	7/29/2014	270	42,269.62	
918729	1502126	7/29/2014	270	34,256.08	
918659	1502086	7/29/2014	270	26,271.97	
918748	1502148	7/29/2014	270	25,910.15	
919083	1502168	7/29/2014	270	23,914.00	
918730	1502133	7/29/2014	270	18,991.58	
918718	14270072910CC All	7/29/2014	270	18,183.77	
918664	1502127	7/29/2014	270	13,165.41	
918663	1502104	7/29/2014	270	12,646.26	
918719	14270072911IFTA C	7/29/2014	270	11,022.18	
918744	1502141	7/29/2014	270	10,532.19	
918726	1502128	7/29/2014	270	9,551.26	
919089	1502174	7/29/2014	270	9,293.10	
918746	1502143	7/29/2014	270	9,029.45	
918682	1502103	7/29/2014	270	8,438.84	
918743	1502140	7/29/2014	270	8,158.36	
918678	1502101	7/29/2014	270	7,733.90	
918691	1502106	7/29/2014	270	6,700.00	
918668	1502092	7/29/2014	270	5,954.57	
919087	1502172	7/29/2014	270	5,531.00	
918724	1502123	7/29/2014	270	5,521.86	
919088	1502173	7/29/2014	270	5,130.91	
918725	1502124	7/29/2014	270	4,833.50	
918674	1502097	7/29/2014	270	3,649.73	
918727	1502125	7/29/2014	270	3,472.00	

Run Date: 6/30/2015
 Run Time: 5:07:57PM

Demand Account Activity

Page: 56
 User: 0

Start Date: 7/1/2014 End Date: 6/30/2015

Jnl. Entry	Ref #	Trx. Date	Ledger	Debit Amount	Credit Amount
918720	14270072912ABC L	7/29/2014	270	2,775.00	
918709	1502132	7/29/2014	270	2,438.20	
918701	1502117	7/29/2014	270	2,117.00	
918750	1502149	7/29/2014	270	2,000.00	
918684	1502114	7/29/2014	270	1,805.00	
918681	1502102	7/29/2014	270	1,782.48	
918673	1502096	7/29/2014	270	1,633.35	
918733	1502131	7/29/2014	270	1,475.00	
918672	1502095	7/29/2014	270	1,038.80	
918741	1502139	7/29/2014	270	952.00	
918667	1502091	7/29/2014	270	924.92	
918693	1502108	7/29/2014	270	587.76	
918697	1502113	7/29/2014	270	552.50	
919108	1502186	7/29/2014	270	550.00	
918749	1502144	7/29/2014	270	413.95	
918699	1502115	7/29/2014	270	340.00	
918683	1502105	7/29/2014	270	228.68	
918700	1502116	7/29/2014	270	180.00	
918657	1502085	7/29/2014	270	150.00	
918694	1502111	7/29/2014	270	110.00	
918696	1502112	7/29/2014	270	80.00	
919085	1502170	7/29/2014	270	65.00	
918676	1502099	7/29/2014	270	50.95	
918734	1502138	7/29/2014	270	23.02	
918722	1502121	7/29/2014	270	20.00	
918723	1502122	7/29/2014	270	20.00	
919084	1502169	7/29/2014	270	10.00	
918671	142700701	7/29/2014	270		18,000,000.00
918679	142700702	7/29/2014	270		18,000,000.00
918680	142700703	7/29/2014	270		18,000,000.00
918685	142700704	7/29/2014	270		1,492,000.00
919069	8005482	7/29/2014	270		36,742.52
918721	142700713	7/29/2014	270		16,158,612.38
919185	142700707	7/30/2014	270	22,000,000.00	
919184	142700706	7/30/2014	270	16,000,000.00	
919186	14270073008 EFT A	7/30/2014	270	5,907,260.62	
919596	1502290	7/30/2014	270	1,640,495.87	
919183	142700705	7/30/2014	270	744,743.75	
919600	1502291	7/30/2014	270	729,428.92	
919571	1502265	7/30/2014	270	301,160.07	
919175	1502215	7/30/2014	270	141,109.00	
919604	1502308	7/30/2014	270	90,000.00	
919163	1502205	7/30/2014	270	89,598.00	
919557	1502253	7/30/2014	270	89,414.71	
919591	1502285	7/30/2014	270	28,807.73	
919617	1502309	7/30/2014	270	28,000.00	
919567	1502261	7/30/2014	270	22,845.06	
919520	14270073009 CC AI	7/30/2014	270	18,419.14	
919568	1502262	7/30/2014	270	18,091.47	
919173	1502213	7/30/2014	270	9,899.05	
919546	1502247	7/30/2014	270	8,082.83	
919594	1502288	7/30/2014	270	7,972.37	
919595	1502289	7/30/2014	270	6,586.24	
919569	1502263	7/30/2014	270	5,482.40	
919570	1502264	7/30/2014	270	5,406.95	
919174	1502214	7/30/2014	270	5,367.80	

Run Date: 6/30/2015
 Run Time: 5:07:57PM

Demand Account Activity

Start Date: 7/1/2014 End Date: 6/30/2015

Page: 57
 User: 0

Jnl. Entry	Ref #	Trx. Date	Ledger	Debit Amount	Credit Amount
919566	1502260	7/30/2014	270	4,997.82	
919164	1502206	7/30/2014	270	4,473.00	
919522	14270073011	7/30/2014	270	3,300.00	
919543	1502243	7/30/2014	270	2,580.00	
919593	1502287	7/30/2014	270	2,505.18	
919545	1502245	7/30/2014	270	2,240.00	
919154	1502254	7/30/2014	270	1,712.00	
919555	1502252	7/30/2014	270	1,464.20	
919592	1502286	7/30/2014	270	980.72	
919539	1502241	7/30/2014	270	547.50	
919169	1502211	7/30/2014	270	476.00	
919544	1502244	7/30/2014	270	430.00	
919524	1502233	7/30/2014	270	400.00	
919158	1502200	7/30/2014	270	360.00	
919563	1502257	7/30/2014	270	331.89	
919172	1502212	7/30/2014	270	324.40	
919521	14270073010IFTAC	7/30/2014	270	309.02	
919572	1502266	7/30/2014	270	269.81	
919564	1502258	7/30/2014	270	264.00	
919542	1502242	7/30/2014	270	200.00	
919156	1502198	7/30/2014	270	180.00	
919561	1502255	7/30/2014	270	179.00	
919562	1502256	7/30/2014	270	140.50	
919538	1502240	7/30/2014	270	130.00	
919161	1502203	7/30/2014	270	90.00	
919162	1502204	7/30/2014	270	90.00	
919525	1502234	7/30/2014	270	90.00	
919536	1502239	7/30/2014	270	90.00	
919160	1502202	7/30/2014	270	49.95	
919565	1502259	7/30/2014	270	48.56	
919165	1502207	7/30/2014	270	40.00	
919157	1502199	7/30/2014	270	26.16	
919159	1502201	7/30/2014	270	21.90	
919551	8005484	7/30/2014	270		4,668.24
919170	142700701	7/30/2014	270		5,000,000.00
919180	142700702	7/30/2014	270		5,000,000.00
919181	142700703	7/30/2014	270		5,000,000.00
919182	142700704	7/30/2014	270		613,000.00
919560	142700712	7/30/2014	270		31,723,355.97
920053	1502417	7/31/2014	270	45,767,775.45	
919981	142700705	7/31/2014	270	11,000,000.00	
919984	14270073106EFT A	7/31/2014	270	2,288,271.02	
920034	1502397	7/31/2014	270	617,296.98	
920018	1502385	7/31/2014	270	438,428.00	
920056	1502419	7/31/2014	270	219,470.95	
920052	1502416	7/31/2014	270	166,262.74	
919677	1502340	7/31/2014	270	133,539.27	
920051	1502415	7/31/2014	270	130,259.12	
919680	1502343	7/31/2014	270	119,532.12	
919675	142700704	7/31/2014	270	100,586.85	
920017	1502384	7/31/2014	270	73,877.60	
920057	1502420	7/31/2014	270	55,504.04	
920027	1502393	7/31/2014	270	40,151.62	
920063	1502421	7/31/2014	270	39,944.17	
919986	14270073107CC All	7/31/2014	270	34,330.70	
920016	1502383	7/31/2014	270	33,640.01	

Run Date: 6/30/2015
 Run Time: 5:07:57PM

Demand Account Activity

Start Date: 7/1/2014 End Date: 6/30/2015

Page: 58
 User: 0

Jnl. Entry	Ref #	Trx. Date	Ledger	Debit Amount	Credit Amount
920032	1502396	7/31/2014	270	31,008.05	
919678	1502341	7/31/2014	270	29,105.83	
919670	1502338	7/31/2014	270	24,888.00	
920028	1502394	7/31/2014	270	18,655.29	
919682	1502345	7/31/2014	270	10,751.85	
919987	14270073108IFTA C	7/31/2014	270	9,282.14	
919681	1502344	7/31/2014	270	8,212.24	
920025	1502392	7/31/2014	270	7,246.05	
920024	1502391	7/31/2014	270	6,995.39	
919679	1502342	7/31/2014	270	6,206.30	
920049	1502413	7/31/2014	270	5,980.50	
920014	1502381	7/31/2014	270	5,217.00	
920055	1502418	7/31/2014	270	4,347.52	
920021	1502388	7/31/2014	270	4,077.00	
920015	1502382	7/31/2014	270	3,834.83	
920048	1502412	7/31/2014	270	3,340.00	
920023	1502390	7/31/2014	270	3,212.00	
920067	1502427	7/31/2014	270	3,159.00	
919900	1502350	7/31/2014	270	2,940.00	
920068	1502423	7/31/2014	270	2,555.00	
919649	1502318	7/31/2014	270	2,068.20	
919968	1502359	7/31/2014	270	1,555.63	
920065	1502422	7/31/2014	270	1,261.10	
920045	1502409	7/31/2014	270	979.00	
919660	1502329	7/31/2014	270	762.51	
919683	1502346	7/31/2014	270	750.00	
920047	1502411	7/31/2014	270	650.00	
920042	1502426	7/31/2014	270	600.00	
919967	1502358	7/31/2014	270	595.20	
919666	1502335	7/31/2014	270	575.00	
919684	1502347	7/31/2014	270	493.29	
920050	1502414	7/31/2014	270	470.00	
920022	1502389	7/31/2014	270	453.00	
919898	1502349	7/31/2014	270	304.50	
920012	1502380	7/31/2014	270	292.00	
919650	1502319	7/31/2014	270	280.00	
920006	1502375	7/31/2014	270	157.00	
920007	1502376	7/31/2014	270	146.00	
920046	1502410	7/31/2014	270	130.00	
920054	1502425	7/31/2014	270	125.00	
920008	1502377	7/31/2014	270	89.40	
920031	1502395	7/31/2014	270	65.00	
919665	1502334	7/31/2014	270	48.47	
919676	1502339	7/31/2014	270	46.60	
920009	1502378	7/31/2014	270	44.70	
920010	1502379	7/31/2014	270	40.00	
920071	1502424	7/31/2014	270	31.72	
920036	1502398	7/31/2014	270	24.00	
920044	1502408	7/31/2014	270	20.00	
920037	1502399	7/31/2014	270	16.00	
919685	1502348	7/31/2014	270	12.75	
919672	142700701	7/31/2014	270		17,000,000.00
919673	142700702	7/31/2014	270		17,000,000.00
919674	142700703	7/31/2014	270		17,000,000.00
920013	142700709	7/31/2014	270		13,230,658.62
920132	142700701	8/1/2014	270	37,000,000.00	

Run Date: 6/30/2015
 Run Time: 5:07:57PM

Demand Account Activity

Page: 59
 User: 0

Start Date: 7/1/2014 End Date: 6/30/2015

Jnl. Entry	Ref #	Trx. Date	Ledger	Debit Amount	Credit Amount
920133	142700702	8/1/2014	270	37,000,000.00	
920134	142700703	8/1/2014	270	37,000,000.00	
920135	142700704	8/1/2014	270	6,000,000.00	
920182	1502497	8/1/2014	270	2,402,000.00	
920153	1502471	8/1/2014	270	1,491,573.98	
920184	1502506	8/1/2014	270	1,276,157.08	
920164	1502481	8/1/2014	270	405,548.46	
920165	1502482	8/1/2014	270	332,695.33	
920150	1502468	8/1/2014	270	330,159.95	
920129	1502455	8/1/2014	270	137,043.40	
920163	1502480	8/1/2014	270	75,579.22	
920113	1502438	8/1/2014	270	47,251.90	
920149	1502467	8/1/2014	270	43,593.85	
920948	1502520	8/1/2014	270	33,550.00	
920130	1502454	8/1/2014	270	30,616.04	
920161	1502478	8/1/2014	270	28,970.54	
920162	1502479	8/1/2014	270	27,224.05	
920941	1502519	8/1/2014	270	20,650.00	
920181	1502496	8/1/2014	270	10,000.00	
920112	1502437	8/1/2014	270	8,298.83	
920154	1502472	8/1/2014	270	7,654.21	
920933	1502507	8/1/2014	270	5,598.00	
920128	1502453	8/1/2014	270	5,583.61	
920116	1502441	8/1/2014	270	4,023.50	
920180	1502495	8/1/2014	270	3,300.00	
920160	1502477	8/1/2014	270	2,912.83	
920179	1502494	8/1/2014	270	2,500.00	
920946	1502521	8/1/2014	270	2,343.50	
920115	1502440	8/1/2014	270	2,295.47	
920949	1502522	8/1/2014	270	2,015.00	
920151	1502469	8/1/2014	270	2,008.85	
920114	1502439	8/1/2014	270	1,916.47	
920157	1502474	8/1/2014	270	1,895.52	
920158	1502475	8/1/2014	270	1,654.64	
920152	1502470	8/1/2014	270	1,512.50	
920159	1502476	8/1/2014	270	1,474.82	
920183	1502498	8/1/2014	270	1,358.04	
920108	1502452	8/1/2014	270	1,277.50	
920123	1502448	8/1/2014	270	1,031.00	
920142	1502459	8/1/2014	270	950.00	
920140	1502456	8/1/2014	270	500.00	
920117	1502442	8/1/2014	270	60.00	
920156	1502473	8/1/2014	270	49.10	
920139	142700705	8/1/2014	270		120,893,970.40
920989	142700705	8/4/2014	270	12,000,000.00	
921436	142700707	8/4/2014	270	10,000,000.00	
920990	14270080408EFT A	8/4/2014	270	7,442,032.71	
921373	1502609	8/4/2014	270	2,222,308.54	
921424	1502664	8/4/2014	270	1,568,513.26	
921330	1502557	8/4/2014	270	1,383,307.37	
921374	1502610	8/4/2014	270	624,648.40	
921420	1502650	8/4/2014	270	476,020.03	
920980	1502558	8/4/2014	270	452,834.23	
921359	1502597	8/4/2014	270	447,018.69	
921435	142700706	8/4/2014	270	356,200.61	
921325	1502555	8/4/2014	270	311,867.25	

Run Date: 6/30/2015
 Run Time: 5:07:57PM

Demand Account Activity

Page: 60
 User: 0

Start Date: 7/1/2014 End Date: 6/30/2015

Jnl. Entry	Ref #	Trx. Date	Ledger	Debit Amount	Credit Amount
921316	1502559	8/4/2014	270	274,346.96	
921375	1502611	8/4/2014	270	207,565.51	
921317	1502560	8/4/2014	270	198,408.62	
921376	1502612	8/4/2014	270	140,470.51	
921348	1502590	8/4/2014	270	131,944.99	
920960	1502533	8/4/2014	270	100,000.00	
921371	1502607	8/4/2014	270	71,131.34	
921318	1502561	8/4/2014	270	55,542.11	
921377	1502613	8/4/2014	270	47,453.49	
921362	1502603	8/4/2014	270	39,042.09	
921367	1502634	8/4/2014	270	35,589.97	
920974	1502549	8/4/2014	270	34,957.25	
921305	14270080412IFTA C	8/4/2014	270	34,605.97	
921422	1502652	8/4/2014	270	28,951.11	
921363	1502598	8/4/2014	270	28,900.48	
921378	1502614	8/4/2014	270	27,703.55	
921361	1502602	8/4/2014	270	19,456.00	
921304	14270080409CC All	8/4/2014	270	18,862.14	
921379	1502615	8/4/2014	270	16,328.28	
921381	1502616	8/4/2014	270	15,536.34	
921370	1502606	8/4/2014	270	11,655.68	
921319	1502562	8/4/2014	270	11,232.74	
920981	1502546	8/4/2014	270	9,975.00	
921328	1502556	8/4/2014	270	8,876.71	
921385	1502617	8/4/2014	270	7,242.70	
921360	1502601	8/4/2014	270	6,686.00	
921387	1502618	8/4/2014	270	6,562.40	
921401	1502635	8/4/2014	270	6,311.06	
921346	1502605	8/4/2014	270	4,990.73	
921368	1502637	8/4/2014	270	4,889.03	
921404	1502638	8/4/2014	270	4,030.00	
921419	1502649	8/4/2014	270	4,015.39	
921320	1502563	8/4/2014	270	3,757.34	
921388	1502619	8/4/2014	270	3,743.00	
921418	1502648	8/4/2014	270	3,432.00	
921347	1502583	8/4/2014	270	3,350.50	
921389	1502620	8/4/2014	270	3,327.00	
921336	1502576	8/4/2014	270	3,237.50	
921321	1502564	8/4/2014	270	3,227.00	
921390	1502621	8/4/2014	270	2,899.60	
921421	1502651	8/4/2014	270	2,736.81	
920982	1502547	8/4/2014	270	2,464.00	
921306	14270080411ABC L	8/4/2014	270	2,250.00	
921351	1502585	8/4/2014	270	2,120.00	
921342	1502578	8/4/2014	270	2,015.00	
921358	1502600	8/4/2014	270	1,819.00	
921366	1502599	8/4/2014	270	1,550.00	
921372	1502608	8/4/2014	270	1,498.46	
921392	1502622	8/4/2014	270	1,306.87	
920975	1502550	8/4/2014	270	840.00	
921393	1502623	8/4/2014	270	761.20	
921394	1502624	8/4/2014	270	752.18	
921329	1502625	8/4/2014	270	545.60	
921353	1502587	8/4/2014	270	458.00	
921402	1502636	8/4/2014	270	400.10	
921352	1502586	8/4/2014	270	400.00	

Run Date: 6/30/2015
 Run Time: 5:07:57PM

Demand Account Activity

Start Date: 7/1/2014 End Date: 6/30/2015

Page: 61
 User: 0

Jnl. Entry	Ref #	Trx. Date	Ledger	Debit Amount	Credit Amount
921343	1502579	8/4/2014	270	370.00	
920973	1502548	8/4/2014	270	325.00	
921350	1502584	8/4/2014	270	270.00	
921340	1502577	8/4/2014	270	250.00	
921380	1502626	8/4/2014	270	218.86	
921344	1502580	8/4/2014	270	158.00	
921382	1502627	8/4/2014	270	155.00	
921322	1502565	8/4/2014	270	90.00	
920967	1502540	8/4/2014	270	80.00	
921341	1502582	8/4/2014	270	60.00	
921355	1502588	8/4/2014	270	60.00	
921345	1502581	8/4/2014	270	60.00	
920966	1502539	8/4/2014	270	60.00	
921323	1502566	8/4/2014	270	58.50	
921383	1502628	8/4/2014	270	44.70	
921331	1502589	8/4/2014	270	40.00	
920964	1502537	8/4/2014	270	30.00	
920965	1502538	8/4/2014	270	10.00	
921384	1502629	8/4/2014	270	8.00	
921324	1502567	8/4/2014	270	4.25	
921369	8005488 & 8005489	8/4/2014	270		679,401.09
920984	142700701	8/4/2014	270		4,000,000.00
920985	142700702	8/4/2014	270		4,000,000.00
920986	142700703	8/4/2014	270		4,000,000.00
920987	142700704	8/4/2014	270		570,000.00
921338	142700712	8/4/2014	270		24,008,316.11
921452	14270080506EFT A	8/5/2014	270	9,982,538.94	
921447	142700701	8/5/2014	270	9,000,000.00	
921448	142700702	8/5/2014	270	9,000,000.00	
921449	142700703	8/5/2014	270	9,000,000.00	
921451	142700705	8/5/2014	270	8,000,000.00	
921758	1502738	8/5/2014	270	1,281,923.05	
921761	1502739	8/5/2014	270	371,402.73	
921763	1502740	8/5/2014	270	332,410.10	
921765	1502741	8/5/2014	270	276,358.53	
921774	1502751	8/5/2014	270	250,000.00	
921766	1502750	8/5/2014	270	193,150.56	
921797	1502759	8/5/2014	270	136,143.88	
921456	14270080508IFTA C	8/5/2014	270	127,453.48	
921767	1502742	8/5/2014	270	120,196.27	
921707	1502684	8/5/2014	270	81,550.00	
921768	1502743	8/5/2014	270	79,863.34	
921770	1502755	8/5/2014	270	70,000.00	
921769	1502744	8/5/2014	270	63,519.00	
921444	1502669	8/5/2014	270	55,000.00	
921442	1502667	8/5/2014	270	54,449.00	
921708	1502685	8/5/2014	270	48,459.00	
921745	1502722	8/5/2014	270	45,943.72	
921757	1502734	8/5/2014	270	33,855.72	
921710	1502686	8/5/2014	270	31,919.00	
921712	1502687	8/5/2014	270	29,872.98	
921754	1502732	8/5/2014	270	27,651.07	
921752	1502731	8/5/2014	270	24,282.52	
921748	1502727	8/5/2014	270	23,623.09	
921756	1502735	8/5/2014	270	18,372.76	
921705	1502682	8/5/2014	270	18,195.95	

Run Date: 6/30/2015
 Run Time: 5:07:57PM

Demand Account Activity

Start Date: 7/1/2014 End Date: 6/30/2015

Page: 62
 User: 0

Jnl. Entry	Ref #	Trx. Date	Ledger	Debit Amount	Credit Amount
921772	1502749	8/5/2014	270	14,073.76	
921455	14270080507CC All	8/5/2014	270	13,082.10	
921703	1502681	8/5/2014	270	12,405.86	
921751	1502730	8/5/2014	270	11,368.68	
921750	1502729	8/5/2014	270	10,536.95	
921717	1502690	8/5/2014	270	9,971.17	
921749	1502728	8/5/2014	270	9,266.52	
921445	1502673	8/5/2014	270	8,822.00	
921755	1502733	8/5/2014	270	8,238.06	
921713	1502688	8/5/2014	270	8,150.00	
921715	1502689	8/5/2014	270	8,000.00	
921759	1502736	8/5/2014	270	4,736.56	
921719	1502691	8/5/2014	270	4,320.86	
921782	1502757	8/5/2014	270	3,562.19	
921743	1502721	8/5/2014	270	3,003.35	
921721	1502692	8/5/2014	270	2,876.00	
921722	1502693	8/5/2014	270	2,874.50	
921701	1502695	8/5/2014	270	2,400.00	
921469	1502674	8/5/2014	270	1,555.00	
921762	1502753	8/5/2014	270	1,278.75	
921798	1502760	8/5/2014	270	1,000.00	
921746	1502725	8/5/2014	270	753.17	
921706	1502683	8/5/2014	270	599.95	
921742	1502720	8/5/2014	270	560.00	
921709	1502696	8/5/2014	270	450.00	
921443	1502668	8/5/2014	270	400.00	
921711	1502697	8/5/2014	270	238.00	
921723	1502694	8/5/2014	270	230.00	
921747	1502726	8/5/2014	270	226.37	
921760	1502737	8/5/2014	270	223.02	
921716	1502699	8/5/2014	270	97.00	
921718	1502700	8/5/2014	270	40.00	
921714	1502698	8/5/2014	270	30.00	
921781	1502756	8/5/2014	270	17.50	
921450	142700704	8/5/2014	270		12,267,000.00
921777	8005492	8/5/2014	270		10,792.13
921476	142700709	8/5/2014	270		38,924,839.45
921822	142700706	8/6/2014	270	73,575,000.00	
921826	142700704	8/6/2014	270	16,000,000.00	
921818	142700701	8/6/2014	270	10,000,000.00	
921824	142700702	8/6/2014	270	10,000,000.00	
921825	142700703	8/6/2014	270	10,000,000.00	
921833	142700712	8/6/2014	270	9,000,000.00	
921829	142700708	8/6/2014	270	8,300,000.00	
921834	14270080613EFT A	8/6/2014	270	6,490,390.05	
921869	1502827	8/6/2014	270	1,864,178.44	
921846	1502797	8/6/2014	270	1,290,567.71	
921899	1502828	8/6/2014	270	955,863.10	
921861	1502791	8/6/2014	270	588,997.88	
922241	1502888	8/6/2014	270	443,668.15	
921900	1502838	8/6/2014	270	247,037.06	
922245	1502892	8/6/2014	270	150,000.00	
922248	1502893	8/6/2014	270	135,474.82	
921901	1502839	8/6/2014	270	122,001.39	
922246	1502889	8/6/2014	270	109,370.90	
921863	1502792	8/6/2014	270	47,215.65	

Run Date: 6/30/2015
 Run Time: 5:07:57PM

Demand Account Activity

Start Date: 7/1/2014 End Date: 6/30/2015

Page: 63
 User: 0

Jnl. Entry	Ref #	Trx. Date	Ledger	Debit Amount	Credit Amount
921926	1502852	8/6/2014	270	43,492.51	
921850	1502810	8/6/2014	270	39,750.00	
922221	1502894	8/6/2014	270	38,415.37	
922249	1502890	8/6/2014	270	28,050.00	
921864	1502793	8/6/2014	270	24,089.03	
922232	1502891	8/6/2014	270	22,796.29	
921902	1502840	8/6/2014	270	21,980.30	
921838	14270080615IFTA C	8/6/2014	270	19,100.92	
921903	1502841	8/6/2014	270	15,636.69	
921885	1502822	8/6/2014	270	13,016.98	
921904	1502842	8/6/2014	270	12,415.63	
921905	1502843	8/6/2014	270	12,260.11	
921820	1502790	8/6/2014	270	12,094.53	
921837	14270080614CC All	8/6/2014	270	11,492.29	
921865	1502794	8/6/2014	270	10,569.59	
921906	1502844	8/6/2014	270	10,460.43	
922223	1502897	8/6/2014	270	10,360.00	
921852	1502803	8/6/2014	270	10,352.00	
921866	1502795	8/6/2014	270	7,890.79	
921887	1502824	8/6/2014	270	3,668.50	
922244	1502895	8/6/2014	270	3,216.97	
922247	1502896	8/6/2014	270	3,216.97	
922252	1502898	8/6/2014	270	3,033.44	
921907	1502845	8/6/2014	270	3,029.00	
921881	1502818	8/6/2014	270	2,974.50	
921883	1502820	8/6/2014	270	2,160.00	
921920	1502850	8/6/2014	270	2,106.55	
921918	1502849	8/6/2014	270	1,771.51	
921924	1502851	8/6/2014	270	1,637.50	
921909	1502846	8/6/2014	270	1,356.00	
921876	1502815	8/6/2014	270	1,247.50	
921886	1502823	8/6/2014	270	919.17	
921848	1502799	8/6/2014	270	900.00	
921813	1502782	8/6/2014	270	850.00	
921847	1502798	8/6/2014	270	680.00	
921849	1502800	8/6/2014	270	600.00	
921844	1502796	8/6/2014	270	484.83	
921884	1502821	8/6/2014	270	420.00	
921910	1502847	8/6/2014	270	392.26	
921851	1502802	8/6/2014	270	235.29	
921882	1502819	8/6/2014	270	230.00	
921914	1502848	8/6/2014	270	229.02	
921879	1502816	8/6/2014	270	210.00	
921930	1502854	8/6/2014	270	202.00	
921927	1502853	8/6/2014	270	198.50	
921880	1502817	8/6/2014	270	80.00	
921814	1502783	8/6/2014	270	4.25	
921939	8005495	8/6/2014	270		10,326.00
921860	142700716	8/6/2014	270		39,200,738.66
921827	142700705	8/6/2014	270		78,911,080.14
921828	142700707	8/6/2014	270		1,290,567.71
921830	142700729	8/6/2014	270		29,984,400.00
923344	1502963	8/7/2014	270	54,924,935.61	
923306	15300080702	8/7/2014	270	9,000,000.00	
923326	15270080704 AIRS	8/7/2014	270	5,921,300.04	
923410	1503002	8/7/2014	270	1,918,000.00	

Run Date: 6/30/2015
 Run Time: 5:07:57PM

Demand Account Activity

Start Date: 7/1/2014 End Date: 6/30/2015

Page: 64
 User: 0

Jnl. Entry	Ref #	Trx. Date	Ledger	Debit Amount	Credit Amount
923404	1503000	8/7/2014	270	738,157.05	
923342	1502962	8/7/2014	270	702,150.77	
923392	1502987	8/7/2014	270	500,000.00	
923309	1502930	8/7/2014	270	399,151.60	
923399	1502988	8/7/2014	270	360,875.92	
922269	1502908	8/7/2014	270	345,475.90	
922270	1502909	8/7/2014	270	218,292.96	
923352	1502964	8/7/2014	270	187,917.25	
923354	1502965	8/7/2014	270	148,115.64	
922272	1502910	8/7/2014	270	137,138.44	
923338	1502948	8/7/2014	270	71,416.54	
923394	1502994	8/7/2014	270	69,785.95	
923327	15270080705 AIRS	8/7/2014	270	65,634.91	
923336	1502946	8/7/2014	270	49,437.38	
923339	1502949	8/7/2014	270	47,581.33	
923409	1503001	8/7/2014	270	45,039.94	
922273	1502911	8/7/2014	270	43,524.38	
923356	1502966	8/7/2014	270	33,203.39	
923385	1502995	8/7/2014	270	25,237.21	
923337	1502947	8/7/2014	270	20,925.87	
923365	1502974	8/7/2014	270	17,050.00	
922274	1502912	8/7/2014	270	16,707.73	
923396	1502989	8/7/2014	270	16,367.00	
922276	1502913	8/7/2014	270	14,397.39	
923340	1502950	8/7/2014	270	10,888.24	
923357	1502967	8/7/2014	270	7,743.83	
923401	1502991	8/7/2014	270	7,319.05	
923329	15270080706 AIRS	8/7/2014	270	6,701.98	
922266	1502914	8/7/2014	270	6,446.11	
923318	1502932	8/7/2014	270	6,193.50	
923358	1502968	8/7/2014	270	6,149.89	
922271	1502915	8/7/2014	270	5,631.18	
923321	1502938	8/7/2014	270	5,055.60	
923305	1502936	8/7/2014	270	4,975.00	
922275	1502916	8/7/2014	270	4,970.00	
923393	1502993	8/7/2014	270	3,195.00	
923335	1502945	8/7/2014	270	2,004.85	
922278	1502917	8/7/2014	270	1,318.13	
923341	1502951	8/7/2014	270	1,243.91	
923319	1502937	8/7/2014	270	950.00	
923370	1502986	8/7/2014	270	841.10	
923315	1502934	8/7/2014	270	685.50	
922279	1502918	8/7/2014	270	635.33	
922267	1502907	8/7/2014	270	620.00	
923376	1502992	8/7/2014	270	574.51	
923390	1502996	8/7/2014	270	516.04	
923400	1502990	8/7/2014	270	500.00	
923313	1502933	8/7/2014	270	490.00	
923333	1502944	8/7/2014	270	480.00	
922280	1502919	8/7/2014	270	410.00	
922281	1502920	8/7/2014	270	380.00	
922255	1502903	8/7/2014	270	330.00	
923320	1502935	8/7/2014	270	120.00	
923316	1502931	8/7/2014	270	30.00	
922258	15270080701	8/7/2014	270		11,000,000.00
922259	15270080702	8/7/2014	270		11,000,000.00

Run Date: 6/30/2015
 Run Time: 5:07:57PM

Demand Account Activity

Start Date: 7/1/2014 End Date: 6/30/2015

Page: 65
 User: 0

Jnl. Entry	Ref #	Trx. Date	Ledger	Debit Amount	Credit Amount
922260	15270080703	8/7/2014	270		11,000,000.00
922264	15270080710	8/7/2014	270		14,936,449.95
923374	15270080795	8/7/2014	270		28,232,465.60
923380	8005500	8/7/2014	270		2,241.05
923440	142700701	8/8/2014	270	73,000,000.00	
923442	142700802	8/8/2014	270	73,000,000.00	
923443	142700803	8/8/2014	270	73,000,000.00	
923464	142700809	8/8/2014	270	10,000,000.00	
923789	14270080810EFT A	8/8/2014	270	5,469,903.48	
923777	1503111	8/8/2014	270	2,621,395.40	
923750	1503079	8/8/2014	270	1,854,821.91	
923755	1503080	8/8/2014	270	873,351.21	
923745	1503077	8/8/2014	270	451,476.65	
923448	1503027	8/8/2014	270	315,815.61	
923767	1503106	8/8/2014	270	288,572.17	
923747	1503078	8/8/2014	270	219,053.74	
923773	1503081	8/8/2014	270	183,968.03	
923452	1503030	8/8/2014	270	152,774.16	
923463	142700808	8/8/2014	270	147,000.00	
923746	1503082	8/8/2014	270	142,982.42	
923748	1503083	8/8/2014	270	138,907.00	
923830	1503140	8/8/2014	270	118,859.39	
923828	1503139	8/8/2014	270	104,730.00	
923450	1503028	8/8/2014	270	91,290.43	
923812	1503142	8/8/2014	270	58,406.00	
923434	1503026	8/8/2014	270	44,315.91	
923765	1503105	8/8/2014	270	40,760.00	
923832	1503141	8/8/2014	270	33,138.48	
923762	1503104	8/8/2014	270	32,556.45	
923749	1503084	8/8/2014	270	32,353.98	
923751	1503085	8/8/2014	270	24,100.92	
923752	1503086	8/8/2014	270	18,259.93	
923753	1503087	8/8/2014	270	11,741.03	
923453	1503031	8/8/2014	270	8,444.58	
923454	1503032	8/8/2014	270	7,940.49	
923431	1503020	8/8/2014	270	7,821.88	
923754	1503088	8/8/2014	270	6,814.33	
923776	1503110	8/8/2014	270	5,499.31	
923756	1503089	8/8/2014	270	5,170.63	
923451	1503029	8/8/2014	270	5,044.00	
923757	1503090	8/8/2014	270	4,989.50	
923758	1503091	8/8/2014	270	4,539.00	
923794	14270080811CC All	8/8/2014	270	4,537.72	
923459	1503036	8/8/2014	270	4,523.16	
923759	1503092	8/8/2014	270	4,335.20	
923461	1503037	8/8/2014	270	3,758.38	
923472	1503048	8/8/2014	270	3,632.00	
923827	1503138	8/8/2014	270	3,290.00	
923761	1503093	8/8/2014	270	3,172.68	
923484	1503094	8/8/2014	270	2,009.66	
923480	1503050	8/8/2014	270	1,960.00	
923455	1503033	8/8/2014	270	1,603.34	
923760	1503095	8/8/2014	270	1,290.33	
923475	1503107	8/8/2014	270	1,137.00	
923810	1503143	8/8/2014	270	1,100.00	
923481	1503053	8/8/2014	270	800.00	

Run Date: 6/30/2015
 Run Time: 5:07:57PM

Demand Account Activity

Start Date: 7/1/2014 End Date: 6/30/2015

Page: 66
 User: 0

Jnl. Entry	Ref #	Trx. Date	Ledger	Debit Amount	Credit Amount
923772	1503100	8/8/2014	270	515.50	
923483	1503051	8/8/2014	270	380.00	
923485	1503054	8/8/2014	270	370.00	
923805	1503133	8/8/2014	270	360.00	
923764	1503096	8/8/2014	270	350.00	
923477	1503049	8/8/2014	270	280.00	
923478	1503057	8/8/2014	270	275.00	
923774	1503108	8/8/2014	270	255.00	
923479	1503058	8/8/2014	270	230.00	
923468	1503055	8/8/2014	270	199.50	
923427	1503019	8/8/2014	270	185.00	
923824	1503136	8/8/2014	270	180.00	
923432	1503021	8/8/2014	270	130.00	
923822	1503135	8/8/2014	270	70.21	
923825	1503137	8/8/2014	270	60.98	
923775	1503109	8/8/2014	270	52.08	
923470	1503052	8/8/2014	270	50.00	
923476	1503056	8/8/2014	270	40.00	
923457	1503035	8/8/2014	270	24.16	
923766	1503097	8/8/2014	270	24.00	
923820	1503134	8/8/2014	270	21.55	
923768	1503098	8/8/2014	270	8.00	
923770	1503099	8/8/2014	270	4.00	
923473	8005501	8/8/2014	270		615,649.66
923444	142700804	8/8/2014	270		14,995,800.00
923446	142700806	8/8/2014	270		951,000.00
923465	142700812	8/8/2014	270		225,889,857.95
923849	142700803	8/11/2014	270	6,000,000.00	
923850	14270080804EFT A	8/11/2014	270	5,948,983.38	
924178	1503231	8/11/2014	270	1,782,969.69	
924144	1503196	8/11/2014	270	524,113.52	
924201	1503248	8/11/2014	270	251,997.06	
924203	1503250	8/11/2014	270	238,780.54	
924188	1503238	8/11/2014	270	197,969.00	
923873	1503162	8/11/2014	270	170,758.77	
924147	1503197	8/11/2014	270	120,771.64	
924142	1503198	8/11/2014	270	115,600.15	
924145	1503199	8/11/2014	270	92,388.88	
924181	1503236	8/11/2014	270	73,255.66	
923843	142700801	8/11/2014	270	65,000.00	
924180	1503235	8/11/2014	270	54,014.10	
924161	1503230	8/11/2014	270	44,437.78	
924156	1503206	8/11/2014	270	42,053.05	
924183	1503232	8/11/2014	270	40,409.30	
923842	1503157	8/11/2014	270	32,355.00	
924148	1503200	8/11/2014	270	18,601.65	
923864	1503158	8/11/2014	270	18,308.41	
923851	14270080805CC All	8/11/2014	270	14,690.93	
924140	1503194	8/11/2014	270	9,989.65	
924187	1503237	8/11/2014	270	9,592.22	
924150	1503201	8/11/2014	270	9,055.06	
924143	1503195	8/11/2014	270	8,040.35	
924149	1503202	8/11/2014	270	7,034.19	
924202	1503249	8/11/2014	270	6,650.00	
924151	1503203	8/11/2014	270	6,359.69	
923872	1503167	8/11/2014	270	6,325.00	

Run Date: 6/30/2015
 Run Time: 5:07:57PM

Demand Account Activity

Start Date: 7/1/2014 End Date: 6/30/2015

Page: 67
 User: 0

Jnl. Entry	Ref #	Trx. Date	Ledger	Debit Amount	Credit Amount
923846	1503163	8/11/2014	270	5,339.65	
923871	1503165	8/11/2014	270	5,286.12	
924153	1503204	8/11/2014	270	4,935.00	
923869	1503164	8/11/2014	270	3,634.00	
924117	1503187	8/11/2014	270	2,615.00	
924134	1503189	8/11/2014	270	1,972.50	
924159	1503208	8/11/2014	270	1,422.15	
924179	1503234	8/11/2014	270	1,204.68	
923858	1503159	8/11/2014	270	1,060.00	
924157	1503207	8/11/2014	270	1,015.00	
924119	1503173	8/11/2014	270	697.44	
924120	1503174	8/11/2014	270	552.00	
924118	1503172	8/11/2014	270	521.00	
924133	1503188	8/11/2014	270	490.00	
923854	1503166	8/11/2014	270	410.00	
924198	1503262	8/11/2014	270	350.00	
924155	1503205	8/11/2014	270	246.40	
924137	1503191	8/11/2014	270	191.50	
923870	1503161	8/11/2014	270	180.00	
924135	1503190	8/11/2014	270	150.00	
924177	1503233	8/11/2014	270	116.62	
923852	14270080806IFTA C	8/11/2014	270	115.66	
924139	1503193	8/11/2014	270	70.00	
924138	1503192	8/11/2014	270	50.00	
923868	1503160	8/11/2014	270	23.00	
924130	EFT REV 8/11/14	8/11/2014	270		16,348.42
923848	142700802	8/11/2014	270		567,000.00
924126	142700807	8/11/2014	270		18,476,554.20
923879	142700808	8/11/2014	270		498.00
924252	142700807	8/12/2014	270	28,000,000.00	
924253	14270081208EFT A	8/12/2014	270	14,554,165.90	
924251	142700806	8/12/2014	270	4,000,000.00	
924298	1503318	8/12/2014	270	2,408,396.81	
924687	1503373	8/12/2014	270	994,000.00	
924250	142700805	8/12/2014	270	716,000.00	
924261	14270081210NONA	8/12/2014	270	422,117.38	
924234	1503278	8/12/2014	270	253,323.88	
924297	1503317	8/12/2014	270	124,908.76	
924227	1503289	8/12/2014	270	102,396.49	
924238	1503281	8/12/2014	270	97,598.16	
924236	1503280	8/12/2014	270	95,100.00	
924299	1503319	8/12/2014	270	91,534.65	
924309	1503329	8/12/2014	270	81,027.78	
924306	1503326	8/12/2014	270	46,935.66	
924685	1503374	8/12/2014	270	42,835.77	
924231	1503275	8/12/2014	270	42,156.45	
924235	1503279	8/12/2014	270	41,406.56	
924225	1503286	8/12/2014	270	36,512.38	
924222	1503270	8/12/2014	270	34,412.46	
924300	1503320	8/12/2014	270	25,915.96	
924262	14270081209CC All	8/12/2014	270	13,853.60	
924219	1503285	8/12/2014	270	12,209.73	
924259	1503295	8/12/2014	270	10,912.49	
924244	1503284	8/12/2014	270	8,750.00	
924229	1503273	8/12/2014	270	8,000.00	
924242	1503283	8/12/2014	270	5,739.05	

Run Date: 6/30/2015
 Run Time: 5:07:57PM

Demand Account Activity

Start Date: 7/1/2014 End Date: 6/30/2015

Page: 68
 User: 0

Jnl. Entry	Ref #	Trx. Date	Ledger	Debit Amount	Credit Amount
924302	1503322	8/12/2014	270	5,705.87	
924691	1503376	8/12/2014	270	5,302.00	
924692	1503378	8/12/2014	270	5,200.00	
924241	1503282	8/12/2014	270	4,546.00	
924226	1503287	8/12/2014	270	4,282.36	
924239	1503277	8/12/2014	270	3,160.29	
924305	1503325	8/12/2014	270	2,970.70	
924310	1503330	8/12/2014	270	2,468.97	
924307	1503327	8/12/2014	270	1,956.99	
924312	1503332	8/12/2014	270	1,812.00	
924237	1503274	8/12/2014	270	1,540.00	
924322	1503340	8/12/2014	270	1,510.00	
924301	1503321	8/12/2014	270	1,497.00	
924233	1503276	8/12/2014	270	1,412.38	
924319	1503338	8/12/2014	270	1,396.50	
924683	1503377	8/12/2014	270	1,087.50	
924232	1503272	8/12/2014	270	810.00	
924224	1503293	8/12/2014	270	761.08	
924258	1503294	8/12/2014	270	704.76	
924264	14270081211IFTA C	8/12/2014	270	459.25	
924323	1503341	8/12/2014	270	290.00	
924304	1503324	8/12/2014	270	212.50	
924325	1503343	8/12/2014	270	208.00	
924694	1503379	8/12/2014	270	130.00	
924308	1503328	8/12/2014	270	115.50	
924321	1503339	8/12/2014	270	110.00	
924311	1503331	8/12/2014	270	94.92	
924303	1503323	8/12/2014	270	60.87	
924324	1503342	8/12/2014	270	60.00	
924326	1503344	8/12/2014	270	60.00	
924689	1503375	8/12/2014	270	48.50	
924228	1503269	8/12/2014	270	42.50	
924230	1503271	8/12/2014	270	42.50	
924695	1503380	8/12/2014	270	20.00	
924292	8005505	8/12/2014	270		3,177.00
924246	142700801	8/12/2014	270		10,000,000.00
924247	142700802	8/12/2014	270		10,000,000.00
924248	142700803	8/12/2014	270		10,000,000.00
924249	142700804	8/12/2014	270		1,070,000.00
924277	142700812	8/12/2014	270		19,032,831.40
924731	14270081310EFT A	8/13/2014	270	31,583,521.16	
925169	1503523	8/13/2014	270	24,438,074.23	
924727	142700807	8/13/2014	270	7,000,000.00	
924711	142700804	8/13/2014	270	5,000,000.00	
924765	1503445	8/13/2014	270	3,299,760.48	
924783	1503446	8/13/2014	270	2,522,695.88	
924726	142700806	8/13/2014	270	1,979,788.45	
924720	1503405	8/13/2014	270	1,000,000.00	
924706	1503393	8/13/2014	270	525,877.34	
924713	1503394	8/13/2014	270	412,554.84	
924712	1503398	8/13/2014	270	133,572.18	
924716	1503399	8/13/2014	270	130,684.60	
924719	1503400	8/13/2014	270	122,912.20	
924728	142700808	8/13/2014	270	122,125.00	
924825	1503484	8/13/2014	270	110,801.28	
924799	1503464	8/13/2014	270	56,768.72	

Run Date: 6/30/2015
 Run Time: 5:07:57PM

Demand Account Activity

Page: 69
 User: 0

Start Date: 7/1/2014 End Date: 6/30/2015

Jnl. Entry	Ref #	Trx. Date	Ledger	Debit Amount	Credit Amount
924812	1503477	8/13/2014	270	53,969.78	
924824	1503483	8/13/2014	270	51,502.57	
924804	1503482	8/13/2014	270	46,813.79	
924780	1503440	8/13/2014	270	24,986.00	
924781	1503444	8/13/2014	270	23,675.12	
924714	1503395	8/13/2014	270	20,667.15	
925163	1503510	8/13/2014	270	16,420.00	
924717	1503396	8/13/2014	270	14,630.00	
925164	1503511	8/13/2014	270	14,626.46	
924704	1503397	8/13/2014	270	13,983.61	
924736	14270081311CC All	8/13/2014	270	13,418.80	
924693	1503401	8/13/2014	270	10,400.00	
924779	1503443	8/13/2014	270	9,313.84	
924809	1503474	8/13/2014	270	9,048.99	
924724	1503402	8/13/2014	270	8,357.00	
924730	1503403	8/13/2014	270	8,328.00	
924715	1503404	8/13/2014	270	7,395.65	
924741	1503414	8/13/2014	270	6,846.63	
925156	1503506	8/13/2014	270	5,753.93	
924810	1503475	8/13/2014	270	5,137.00	
924811	1503476	8/13/2014	270	4,910.49	
925147	1503503	8/13/2014	270	4,853.82	
925154	1503504	8/13/2014	270	4,709.95	
924722	1503406	8/13/2014	270	4,564.64	
925155	1503505	8/13/2014	270	3,888.24	
924808	1503473	8/13/2014	270	3,825.72	
925158	1503507	8/13/2014	270	3,395.73	
924764	1503422	8/13/2014	270	2,924.50	
925160	1503508	8/13/2014	270	2,580.00	
924757	1503424	8/13/2014	270	1,960.00	
924800	1503465	8/13/2014	270	1,321.02	
924801	1503466	8/13/2014	270	1,165.25	
925159	1503512	8/13/2014	270	1,075.00	
924769	1503442	8/13/2014	270	820.00	
924748	1503415	8/13/2014	270	573.52	
924762	1503426	8/13/2014	270	547.50	
924807	1503472	8/13/2014	270	541.09	
924782	1503441	8/13/2014	270	485.96	
924753	1503416	8/13/2014	270	428.00	
925166	1503514	8/13/2014	270	420.00	
924760	1503425	8/13/2014	270	380.00	
925161	1503509	8/13/2014	270	333.79	
924773	1503468	8/13/2014	270	276.75	
924754	1503417	8/13/2014	270	265.00	
924767	1503423	8/13/2014	270	230.00	
924766	1503427	8/13/2014	270	230.00	
924738	14270081312IFTA C	8/13/2014	270	216.47	
924826	1503485	8/13/2014	270	195.17	
924836	1503491	8/13/2014	270	180.00	
924756	1503419	8/13/2014	270	160.00	
924778	1503439	8/13/2014	270	152.00	
925162	1503513	8/13/2014	270	150.00	
924828	1503487	8/13/2014	270	97.01	
924759	1503420	8/13/2014	270	90.00	
924827	1503486	8/13/2014	270	90.00	
924832	1503489	8/13/2014	270	90.00	

Run Date: 6/30/2015
 Run Time: 5:07:57PM

Demand Account Activity

Page: 70
 User: 0

Start Date: 7/1/2014 End Date: 6/30/2015

Jnl. Entry	Ref #	Trx. Date	Ledger	Debit Amount	Credit Amount
924835	1503490	8/13/2014	270	90.00	
924813	1503478	8/13/2014	270	76.65	
924829	1503488	8/13/2014	270	72.70	
924761	1503421	8/13/2014	270	60.00	
924755	1503418	8/13/2014	270	54.00	
924814	1503479	8/13/2014	270	43.58	
924803	1503469	8/13/2014	270	24.00	
924805	1503470	8/13/2014	270	20.00	
924806	1503471	8/13/2014	270	17.00	
924802	1503467	8/13/2014	270	12.00	
924776	8005507	8/13/2014	270		317.99
924770	142700811	8/13/2014	270		23,448,565.72
924708	142700801	8/13/2014	270		10,000,000.00
924709	142700802	8/13/2014	270		10,000,000.00
924710	142700803	8/13/2014	270		10,000,000.00
924725	142700805	8/13/2014	270		551,000.00
924729	142700809	8/13/2014	270		24,438,074.23
925459	1503621	8/14/2014	270	145,536,987.08	
925418	14270081405EFT A	8/14/2014	270	33,275,488.28	
925445	142700807	8/14/2014	270	14,449,861.00	
925433	142700804	8/14/2014	270	9,000,000.00	
925480	1503566	8/14/2014	270	212,218.67	
925534	1503623	8/14/2014	270	111,443.84	
925432	14270081407IFTA C	8/14/2014	270	108,550.90	
925552	1503641	8/14/2014	270	106,797.42	
925535	1503624	8/14/2014	270	90,765.66	
925424	1503543	8/14/2014	270	82,484.89	
925481	1503567	8/14/2014	270	75,684.46	
925434	1503548	8/14/2014	270	53,512.69	
925510	1503593	8/14/2014	270	51,240.10	
925449	1503558	8/14/2014	270	33,332.72	
925430	14270081406CC All	8/14/2014	270	27,720.63	
925533	1503622	8/14/2014	270	21,201.08	
925536	1503631	8/14/2014	270	21,189.62	
925485	1503571	8/14/2014	270	19,640.71	
925486	1503572	8/14/2014	270	14,162.13	
925490	1503576	8/14/2014	270	11,323.15	
925482	1503568	8/14/2014	270	11,081.99	
925483	1503569	8/14/2014	270	11,061.00	
925530	1503625	8/14/2014	270	10,571.00	
925487	1503573	8/14/2014	270	10,000.00	
925554	1503642	8/14/2014	270	9,780.42	
925491	1503577	8/14/2014	270	7,363.31	
925443	1503555	8/14/2014	270	6,932.50	
925492	1503578	8/14/2014	270	6,611.00	
925539	1503634	8/14/2014	270	6,110.00	
925493	1503579	8/14/2014	270	5,417.93	
925494	1503580	8/14/2014	270	4,986.88	
925538	1503633	8/14/2014	270	4,733.50	
925484	1503570	8/14/2014	270	4,682.00	
925440	1503553	8/14/2014	270	4,625.00	
925495	1503581	8/14/2014	270	3,899.50	
925531	1503626	8/14/2014	270	3,507.03	
925496	1503582	8/14/2014	270	2,847.75	
925431	1503547	8/14/2014	270	2,454.50	
925497	1503583	8/14/2014	270	2,409.10	

Run Date: 6/30/2015
 Run Time: 5:07:57PM

Demand Account Activity

Page: 71
 User: 0

Start Date: 7/1/2014 End Date: 6/30/2015

Jnl. Entry	Ref #	Trx. Date	Ledger	Debit Amount	Credit Amount
925444	1503557	8/14/2014	270	2,402.40	
925499	1503584	8/14/2014	270	2,054.98	
925180	1503530	8/14/2014	270	1,107.00	
925500	1503585	8/14/2014	270	925.40	
925439	1503552	8/14/2014	270	880.00	
925501	1503586	8/14/2014	270	849.00	
925488	1503574	8/14/2014	270	786.16	
925503	1503587	8/14/2014	270	667.00	
925438	1503551	8/14/2014	270	645.50	
925489	1503575	8/14/2014	270	568.82	
925441	1503554	8/14/2014	270	550.00	
925504	1503588	8/14/2014	270	536.46	
925450	1503559	8/14/2014	270	220.00	
925537	1503632	8/14/2014	270	205.00	
925437	1503550	8/14/2014	270	130.00	
925564	1503653	8/14/2014	270	110.00	
925436	1503549	8/14/2014	270	80.00	
925505	1503589	8/14/2014	270	55.00	
925452	1503560	8/14/2014	270	50.00	
925506	1503590	8/14/2014	270	31.87	
925507	1503591	8/14/2014	270	30.00	
925509	1503592	8/14/2014	270	8.00	
925464	8005509	8/14/2014	270		30,195.00
925416	142700802	8/14/2014	270		56,000,000.00
925417	142700803	8/14/2014	270		56,000,000.00
925435	142700808	8/14/2014	270		14,815,147.00
925462	142700808	8/14/2014	270		21,527,844.72
925187	142700801	8/14/2014	270		56,000,000.00
925610	142700802	8/15/2014	270	53,000,000.00	
925611	142700803	8/15/2014	270	53,000,000.00	
925583	142700801	8/15/2014	270	53,000,000.00	
925621	14270081508EFT A	8/15/2014	270	13,177,782.19	
925975	1503767	8/15/2014	270	10,918,936.92	
925599	1503679	8/15/2014	270	6,890,964.64	
925619	142700807	8/15/2014	270	6,000,000.00	
925633	1503706	8/15/2014	270	1,547,556.26	
925637	1503707	8/15/2014	270	551,696.43	
926016	142700813	8/15/2014	270	505,000.00	
925614	142700805	8/15/2014	270	480,320.50	
925980	1503771	8/15/2014	270	454,000.00	
925855	1503714	8/15/2014	270	275,550.74	
925639	1503708	8/15/2014	270	135,479.32	
925982	1503772	8/15/2014	270	135,146.76	
925601	1503681	8/15/2014	270	112,867.00	
925580	1503661	8/15/2014	270	70,183.58	
925595	1503676	8/15/2014	270	60,300.00	
925598	1503678	8/15/2014	270	41,585.56	
925600	1503680	8/15/2014	270	38,380.00	
925852	1503713	8/15/2014	270	36,772.71	
925970	1503761	8/15/2014	270	32,960.66	
925589	1503670	8/15/2014	270	31,215.33	
925594	1503675	8/15/2014	270	28,601.00	
925972	1503762	8/15/2014	270	27,628.44	
925597	1503687	8/15/2014	270	25,319.59	
925976	1503763	8/15/2014	270	20,688.35	
925613	1503688	8/15/2014	270	15,755.66	

Run Date: 6/30/2015
 Run Time: 5:07:57PM

Demand Account Activity

Page: 72
 User: 0

Start Date: 7/1/2014 End Date: 6/30/2015

Jnl. Entry	Ref #	Trx. Date	Ledger	Debit Amount	Credit Amount
925979	1503768	8/15/2014	270	15,183.00	
925962	1503764	8/15/2014	270	13,528.33	
925963	1503765	8/15/2014	270	12,827.36	
925629	14270081510	8/15/2014	270	9,400.19	
925591	1503672	8/15/2014	270	9,140.00	
925640	1503709	8/15/2014	270	7,738.00	
925596	1503677	8/15/2014	270	4,910.96	
925593	1503674	8/15/2014	270	4,809.92	
925615	1503689	8/15/2014	270	3,137.50	
925983	1503773	8/15/2014	270	3,108.55	
925967	1503760	8/15/2014	270	3,047.38	
925987	1503777	8/15/2014	270	2,468.00	
925592	1503673	8/15/2014	270	1,959.51	
925618	1503691	8/15/2014	270	1,875.00	
925985	1503775	8/15/2014	270	1,698.06	
925981	1503769	8/15/2014	270	1,350.67	
925961	1503758	8/15/2014	270	1,058.29	
925964	1503759	8/15/2014	270	1,032.56	
925642	1503711	8/15/2014	270	977.10	
925626	14270081509CC All	8/15/2014	270	899.07	
925623	1503694	8/15/2014	270	871.00	
925603	1503683	8/15/2014	270	860.00	
925581	1503662	8/15/2014	270	695.00	
925966	1503766	8/15/2014	270	653.47	
925620	1503692	8/15/2014	270	360.00	
925944	1503757	8/15/2014	270	250.10	
925616	1503690	8/15/2014	270	250.00	
925643	1503712	8/15/2014	270	225.00	
925602	1503682	8/15/2014	270	180.00	
925624	1503695	8/15/2014	270	140.00	
925641	1503710	8/15/2014	270	120.00	
925605	1503684	8/15/2014	270	100.00	
925622	1503693	8/15/2014	270	40.00	
925984	1503774	8/15/2014	270	30.00	
925590	1503671	8/15/2014	270	12.75	
925609	Reverse #1501457	8/15/2014	270		10,000.00
925638	8005513	8/15/2014	270		19,259.91
925612	142700804	8/15/2014	270		1,674,335.35
925617	142700806	8/15/2014	270		6,890,964.64
925632	142700811	8/15/2014	270		200,144,529.96
926044	15270081801 AIRS	8/18/2014	270	100,676,297.45	
926076	15270081808	8/18/2014	270	20,000,000.00	
926050	15270081807	8/18/2014	270	10,000,000.00	
926053	18300081811	8/18/2014	270	6,000,000.00	
926138	1503861	8/18/2014	270	2,791,542.72	
926131	1503856	8/18/2014	270	1,745,113.61	
926054	15270081808	8/18/2014	270	618,750.00	
926127	1503855	8/18/2014	270	518,918.38	
926106	1503852	8/18/2014	270	413,660.00	
926112	1503853	8/18/2014	270	138,471.27	
926027	1503798	8/18/2014	270	94,926.27	
926034	1503809	8/18/2014	270	84,114.48	
926120	1503854	8/18/2014	270	68,647.77	
926066	1503813	8/18/2014	270	56,423.85	
926477	1503890	8/18/2014	270	44,729.22	
926104	1503866	8/18/2014	270	43,721.32	

Run Date: 6/30/2015
 Run Time: 5:07:57PM

Demand Account Activity

Page: 73
 User: 0

Start Date: 7/1/2014 End Date: 6/30/2015

Jnl. Entry	Ref #	Trx. Date	Ledger	Debit Amount	Credit Amount
926377	1503859	8/18/2014	270	40,950.77	
926473	1503860	8/18/2014	270	32,234.56	
926067	1503808	8/18/2014	270	24,746.62	
926073	1503814	8/18/2014	270	21,448.46	
926060	1503821	8/18/2014	270	19,835.62	
926068	1503815	8/18/2014	270	19,755.14	
926045	15270081802 AIRS	8/18/2014	270	14,673.29	
926062	1503812	8/18/2014	270	11,000.00	
926139	1503857	8/18/2014	270	9,939.15	
926137	1503863	8/18/2014	270	9,033.27	
926475	1503893	8/18/2014	270	8,237.73	
926061	1503811	8/18/2014	270	8,006.89	
926059	1503810	8/18/2014	270	7,965.77	
926374	1503858	8/18/2014	270	5,855.48	
926070	1503817	8/18/2014	270	4,985.26	
926490	1503902	8/18/2014	270	4,781.00	
926094	1503837	8/18/2014	270	4,772.57	
926479	1503894	8/18/2014	270	3,209.14	
926069	1503816	8/18/2014	270	3,014.29	
926142	1503864	8/18/2014	270	2,840.00	
926088	1503830	8/18/2014	270	2,430.00	
926055	1503818	8/18/2014	270	2,260.00	
926085	1503832	8/18/2014	270	1,980.00	
926048	15270081805 DSM\	8/18/2014	270	1,845.00	
926111	1503868	8/18/2014	270	1,827.40	
926056	1503819	8/18/2014	270	1,172.00	
926140	1503862	8/18/2014	270	846.76	
926373	1503865	8/18/2014	270	740.37	
926047	15270081804 DSM\	8/18/2014	270	525.00	
926095	1503838	8/18/2014	270	478.54	
926046	15270081803 DSM\	8/18/2014	270	468.30	
926084	1503829	8/18/2014	270	446.16	
926476	1503892	8/18/2014	270	405.00	
926087	1503833	8/18/2014	270	360.00	
926065	1503807	8/18/2014	270	350.00	
926110	1503867	8/18/2014	270	340.00	
926033	1503804	8/18/2014	270	250.00	
926090	1503831	8/18/2014	270	200.00	
926089	1503834	8/18/2014	270	186.50	
926030	1503801	8/18/2014	270	123.50	
926031	1503802	8/18/2014	270	120.00	
926028	1503799	8/18/2014	270	80.00	
926063	1503822	8/18/2014	270	75.00	
926029	1503800	8/18/2014	270	70.00	
926071	1503835	8/18/2014	270	40.00	
926091	1503836	8/18/2014	270	20.00	
926141	1503891	8/18/2014	270	12.75	
926057	1503820	8/18/2014	270	11.00	
926032	1503803	8/18/2014	270	10.00	
926049	15270081806	8/18/2014	270		1,639,000.00
926077	15270081809	8/18/2014	270		32,000,000.00
926078	15270081810	8/18/2014	270		32,000,000.00
926079	15270081811	8/18/2014	270		32,000,000.00
926123	8005518	8/18/2014	270		35,497.68
926491	15270081812	8/18/2014	270		37,197,926.49
926513	correcting entry	8/18/2014	270		1,000.00

Run Date: 6/30/2015
Run Time: 5:07:57PM

Demand Account Activity

Start Date: 7/1/2014 End Date: 6/30/2015

Page: 74
User: 0

Jnl. Entry	Ref #	Trx. Date	Ledger	Debit Amount	Credit Amount
926559	14270081906EFT A	8/19/2014	270	44,422,229.65	
926530	142700801	8/19/2014	270	20,000,000.00	
926548	1503948	8/19/2014	270	4,123,473.88	
926863	1503996	8/19/2014	270	2,204,850.65	
926524	1503932	8/19/2014	270	1,276,866.00	
926859	1503976	8/19/2014	270	1,245,034.45	
926546	1503931	8/19/2014	270	1,007,184.44	
926531	1503924	8/19/2014	270	1,000,000.00	
926909	1504001	8/19/2014	270	494,511.59	
926910	1504002	8/19/2014	270	400,047.64	
926898	1503997	8/19/2014	270	373,053.61	
926896	1503995	8/19/2014	270	334,721.14	
926901	1503998	8/19/2014	270	260,050.37	
926911	1504003	8/19/2014	270	259,189.21	
926537	1503935	8/19/2014	270	212,698.65	
926912	1504004	8/19/2014	270	174,160.99	
926551	1503925	8/19/2014	270	170,738.31	
926892	1503993	8/19/2014	270	130,266.64	
926871	1504007	8/19/2014	270	121,285.76	
926927	1504039	8/19/2014	270	112,338.94	
926851	1503974	8/19/2014	270	104,429.48	
926900	1504006	8/19/2014	270	67,429.25	
926543	1503930	8/19/2014	270	64,950.78	
926856	1503971	8/19/2014	270	63,622.35	
926538	1503929	8/19/2014	270	51,972.96	
926913	1504018	8/19/2014	270	40,800.03	
926536	1503943	8/19/2014	270	40,710.96	
926534	1503934	8/19/2014	270	39,295.86	
926899	1504005	8/19/2014	270	38,126.99	
926894	1503994	8/19/2014	270	33,855.88	
926904	1503999	8/19/2014	270	26,721.53	
926525	1503928	8/19/2014	270	19,877.86	
926539	1503936	8/19/2014	270	17,809.90	
926566	1503969	8/19/2014	270	15,521.82	
926535	1503939	8/19/2014	270	15,000.00	
926533	1503938	8/19/2014	270	13,538.92	
926854	1503970	8/19/2014	270	13,482.39	
926918	1504012	8/19/2014	270	12,536.12	
926905	1504000	8/19/2014	270	11,220.09	
926528	1503937	8/19/2014	270	10,960.00	
926857	1503975	8/19/2014	270	10,697.62	
926858	1503972	8/19/2014	270	10,197.12	
926889	1503991	8/19/2014	270	10,000.00	
926569	14270081907CC All	8/19/2014	270	9,662.20	
926917	1504011	8/19/2014	270	9,522.12	
926941	1504045	8/19/2014	270	8,298.83	
926893	1504008	8/19/2014	270	7,830.58	
926837	1503973	8/19/2014	270	6,982.99	
926931	1504040	8/19/2014	270	5,013.40	
926895	1504009	8/19/2014	270	4,554.50	
926799	14270081909ABCBI	8/19/2014	270	4,350.00	
926897	1504010	8/19/2014	270	4,092.80	
926919	1504013	8/19/2014	270	4,016.41	
926540	1503940	8/19/2014	270	3,788.58	
926920	1504014	8/19/2014	270	3,532.00	
926542	1503944	8/19/2014	270	2,839.98	

Run Date: 6/30/2015
 Run Time: 5:07:57PM

Demand Account Activity

Start Date: 7/1/2014 End Date: 6/30/2015

Page: 75
 User: 0

Jnl. Entry	Ref #	Trx. Date	Ledger	Debit Amount	Credit Amount
926860	1503964	8/19/2014	270	2,693.00	
926890	1503992	8/19/2014	270	2,455.39	
926532	1503933	8/19/2014	270	2,452.78	
926914	1504019	8/19/2014	270	2,318.95	
926876	1503983	8/19/2014	270	2,059.00	
926553	1503927	8/19/2014	270	2,014.00	
926852	1503962	8/19/2014	270	1,925.00	
926547	1503945	8/19/2014	270	1,256.58	
926915	1504020	8/19/2014	270	867.50	
926552	1503926	8/19/2014	270	681.25	
926850	1503961	8/19/2014	270	518.91	
926853	1503966	8/19/2014	270	458.00	
926864	1504015	8/19/2014	270	440.02	
926855	1503963	8/19/2014	270	370.00	
926570	14270081908IFTA C	8/19/2014	270	298.56	
926907	1504016	8/19/2014	270	252.18	
926567	1503965	8/19/2014	270	220.00	
926908	1504017	8/19/2014	270	131.92	
926545	1503942	8/19/2014	270	105.46	
926861	1503967	8/19/2014	270	70.00	
926865	1503968	8/19/2014	270	70.00	
926544	1503941	8/19/2014	270	11.50	
926849	8005521	8/19/2014	270		5,087.90
926847	142700810	8/19/2014	270		11,931,004.42
926555	142700802	8/19/2014	270		1,167,000.00
926556	142700803	8/19/2014	270		20,000,000.00
926557	142700804	8/19/2014	270		20,000,000.00
926558	142700805	8/19/2014	270		20,000,000.00
926976	14270082010EFT A	8/20/2014	270	27,038,297.24	
927397	Back Out Journal Er	8/20/2014	270	16,000,000.00	
926970	042700805	8/20/2014	270	15,000,000.00	
926968	142700804	8/20/2014	270	7,000,000.00	
927026	1504102	8/20/2014	270	5,519,859.56	
927377	1504175	8/20/2014	270	2,295,923.35	
926990	1504075	8/20/2014	270	1,614,256.48	
927032	1504101	8/20/2014	270	1,456,480.22	
926971	1427010806	8/20/2014	270	1,222,524.93	
927372	1504168	8/20/2014	270	585,427.40	
926974	142700809	8/20/2014	270	490,000.00	
927370	1504167	8/20/2014	270	469,465.04	
926996	1504076	8/20/2014	270	388,829.08	
926985	1504077	8/20/2014	270	162,762.25	
927045	1504119	8/20/2014	270	150,000.00	
927368	1504165	8/20/2014	270	109,350.00	
926992	1504079	8/20/2014	270	74,000.00	
927028	1504100	8/20/2014	270	73,980.20	
927069	1504150	8/20/2014	270	39,613.06	
927044	1504118	8/20/2014	270	26,809.21	
926988	1504078	8/20/2014	270	19,859.19	
927073	1504140	8/20/2014	270	19,716.61	
927000	14270082011CC All	8/20/2014	270	18,507.74	
926991	1504081	8/20/2014	270	16,838.02	
927067	1504148	8/20/2014	270	16,704.78	
926997	1504103	8/20/2014	270	11,328.04	
927367	1504164	8/20/2014	270	10,000.00	
926977	1504072	8/20/2014	270	9,905.18	

Run Date: 6/30/2015
 Run Time: 5:07:57PM

Demand Account Activity

Page: 76
 User: 0

Start Date: 7/1/2014 End Date: 6/30/2015

Jnl. Entry	Ref #	Trx. Date	Ledger	Debit Amount	Credit Amount
926986	1504080	8/20/2014	270	9,221.76	
927077	1504142	8/20/2014	270	8,821.00	
926975	1504066	8/20/2014	270	7,948.33	
926982	1504067	8/20/2014	270	7,924.81	
927027	1504099	8/20/2014	270	7,821.88	
926989	1504085	8/20/2014	270	7,821.88	
926983	1504082	8/20/2014	270	6,260.00	
926979	1504068	8/20/2014	270	6,125.00	
927029	1504104	8/20/2014	270	6,004.94	
927076	1504141	8/20/2014	270	5,271.00	
926981	1504069	8/20/2014	270	4,282.36	
927068	1504149	8/20/2014	270	3,847.36	
926987	1504083	8/20/2014	270	3,340.83	
927369	1504166	8/20/2014	270	2,745.50	
926980	1504074	8/20/2014	270	2,523.84	
927071	1504152	8/20/2014	270	2,435.10	
927066	1504147	8/20/2014	270	2,432.80	
927030	1504105	8/20/2014	270	2,278.76	
926984	1504070	8/20/2014	270	2,260.00	
927034	1504108	8/20/2014	270	2,105.00	
927031	1504106	8/20/2014	270	1,772.50	
927001	14270082012IFTA C	8/20/2014	270	943.92	
927022	1504145	8/20/2014	270	719.00	
927042	1504146	8/20/2014	270	541.00	
927070	1504151	8/20/2014	270	512.50	
926962	1504071	8/20/2014	270	484.83	
927079	1504144	8/20/2014	270	420.00	
927039	1504110	8/20/2014	270	408.00	
927037	1504109	8/20/2014	270	400.00	
927002	14270082013ABC B	8/20/2014	270	390.00	
927078	1504143	8/20/2014	270	342.00	
926960	1504084	8/20/2014	270	339.50	
927036	1504114	8/20/2014	270	240.00	
927374	1504169	8/20/2014	270	194.36	
927033	1504107	8/20/2014	270	150.00	
927043	1504112	8/20/2014	270	80.00	
927041	1504111	8/20/2014	270	70.00	
926978	1504065	8/20/2014	270	61.88	
927035	1504113	8/20/2014	270	50.00	
926969	1504073	8/20/2014	270	1.00	
927085	8005523	8/20/2014	270		108,624.88
926964	142700801	8/20/2014	270		16,000,000.00
926965	142700802	8/20/2014	270		16,000,000.00
926966	142700803	8/20/2014	270		16,000,000.00
926967	142700803	8/20/2014	270		16,000,000.00
926972	142700807	8/20/2014	270		2,295,923.35
926973	142700808	8/20/2014	270		1,866,000.00
927019	142700814	8/20/2014	270		17,652,293.04
927417	14270082108EFT A	8/21/2014	270	79,101,806.86	
928673	1504305	8/21/2014	270	51,109,917.96	
927414	142700805	8/21/2014	270	35,341,000.00	
927416	142700807	8/21/2014	270	10,000,000.00	
927415	142700806	8/21/2014	270	6,000,000.00	
928736	1504336	8/21/2014	270	980,806.24	
928669	1504304	8/21/2014	270	887,917.65	
928613	1504241	8/21/2014	270	404,867.78	

Run Date: 6/30/2015
Run Time: 5:07:57PM

Demand Account Activity

Start Date: 7/1/2014 End Date: 6/30/2015

Page: 77
User: 0

Jnl. Entry	Ref #	Trx. Date	Ledger	Debit Amount	Credit Amount
927441	1504199	8/21/2014	270	401,808.04	
927442	1504213	8/21/2014	270	364,509.81	
927439	1504198	8/21/2014	270	333,298.52	
927453	1504212	8/21/2014	270	327,032.23	
927435	1504193	8/21/2014	270	310,303.78	
927437	1504197	8/21/2014	270	271,166.80	
927433	1504196	8/21/2014	270	269,391.50	
928681	1504309	8/21/2014	270	251,543.37	
928683	1504310	8/21/2014	270	185,929.22	
928679	1504308	8/21/2014	270	142,662.12	
928618	1504243	8/21/2014	270	121,700.30	
927401	1504177	8/21/2014	270	92,394.00	
928685	1504312	8/21/2014	270	88,109.68	
928733	1504335	8/21/2014	270	85,630.95	
928678	1504307	8/21/2014	270	84,701.00	
928625	1504246	8/21/2014	270	83,758.90	
928667	1504302	8/21/2014	270	81,274.66	
928615	1504242	8/21/2014	270	78,438.50	
927451	1504211	8/21/2014	270	64,259.09	
928608	1504306	8/21/2014	270	56,351.07	
927420	14270082109CC All	8/21/2014	270	55,190.96	
928616	1504249	8/21/2014	270	53,123.70	
927447	1504204	8/21/2014	270	52,769.14	
928620	1504252	8/21/2014	270	50,222.24	
928716	1504338	8/21/2014	270	46,090.57	
927431	1504192	8/21/2014	270	45,228.38	
927410	142700804	8/21/2014	270	40,000.00	
928700	1504333	8/21/2014	270	38,772.81	
928730	1504339	8/21/2014	270	38,324.57	
928621	1504244	8/21/2014	270	36,338.22	
928656	1504296	8/21/2014	270	33,994.77	
928738	1504342	8/21/2014	270	32,825.16	
928614	1504248	8/21/2014	270	32,135.80	
927452	1504214	8/21/2014	270	29,571.02	
927456	1504215	8/21/2014	270	29,327.91	
927436	1504189	8/21/2014	270	29,170.78	
927444	1504202	8/21/2014	270	27,784.95	
928728	1504330	8/21/2014	270	24,685.87	
927434	1504201	8/21/2014	270	23,098.33	
928740	1504337	8/21/2014	270	22,944.04	
927443	1504200	8/21/2014	270	16,749.78	
927448	1504210	8/21/2014	270	15,549.89	
928660	1504297	8/21/2014	270	15,082.45	
927432	1504187	8/21/2014	270	13,366.37	
928627	1504247	8/21/2014	270	11,368.27	
928668	1504303	8/21/2014	270	10,638.29	
928652	1504285	8/21/2014	270	10,404.57	
928626	1504255	8/21/2014	270	10,107.00	
927399	1504194	8/21/2014	270	9,120.18	
928684	1504311	8/21/2014	270	8,079.86	
927449	1504217	8/21/2014	270	8,010.17	
928624	1504245	8/21/2014	270	7,790.00	
927440	1504190	8/21/2014	270	6,955.93	
928662	1504298	8/21/2014	270	6,921.14	
927446	1504209	8/21/2014	270	6,118.79	
927457	1504208	8/21/2014	270	4,930.90	

Run Date: 6/30/2015
 Run Time: 5:07:57PM

Demand Account Activity

Page: 78
 User: 0

Start Date: 7/1/2014 End Date: 6/30/2015

Jnl. Entry	Ref #	Trx. Date	Ledger	Debit Amount	Credit Amount
928663	1504299	8/21/2014	270	4,902.68	
927427	1504185	8/21/2014	270	4,330.95	
927460	1504218	8/21/2014	270	3,959.00	
928632	1504257	8/21/2014	270	3,945.00	
928729	1504334	8/21/2014	270	3,905.00	
928664	1504300	8/21/2014	270	3,884.47	
928735	1504340	8/21/2014	270	3,490.67	
927461	1504216	8/21/2014	270	3,039.53	
927454	1504207	8/21/2014	270	2,804.78	
927421	14270082110IFTA C	8/21/2014	270	2,801.50	
928623	1504254	8/21/2014	270	2,774.75	
928731	1504331	8/21/2014	270	2,182.50	
928619	1504251	8/21/2014	270	1,929.80	
927429	1504186	8/21/2014	270	1,450.00	
928617	1504250	8/21/2014	270	1,146.46	
927412	1504188	8/21/2014	270	972.80	
927428	1504239	8/21/2014	270	927.69	
928638	1504259	8/21/2014	270	842.00	
927464	1504224	8/21/2014	270	830.00	
928630	1504256	8/21/2014	270	780.00	
928636	1504258	8/21/2014	270	750.00	
928612	1504240	8/21/2014	270	717.02	
927438	1504205	8/21/2014	270	700.37	
928622	1504253	8/21/2014	270	700.00	
927450	1504206	8/21/2014	270	687.04	
928665	1504301	8/21/2014	270	546.00	
927419	1504191	8/21/2014	270	500.00	
927463	1504219	8/21/2014	270	457.60	
927467	1504225	8/21/2014	270	290.00	
927469	1504226	8/21/2014	270	205.00	
928640	1504260	8/21/2014	270	190.00	
928734	1504332	8/21/2014	270	150.00	
927430	1504195	8/21/2014	270	50.00	
928628	1504261	8/21/2014	270	50.00	
927466	1504220	8/21/2014	270	16.00	
927455	1504221	8/21/2014	270	12.00	
927459	1504222	8/21/2014	270	12.00	
928651	1504284	8/21/2014	270	8.23	
927462	1504223	8/21/2014	270	4.00	
928610	8005526	8/21/2014	270		9,796.91
927406	142700801	8/21/2014	270		56,000,000.00
927407	142700802	8/21/2014	270		56,000,000.00
927408	142700803	8/21/2014	270		56,000,000.00
928693	142700811	8/21/2014	270		15,050,276.20
928781	14270082208EFT A	8/22/2014	270	66,746,669.01	
928771	142700801	8/22/2014	270	30,000,000.00	
928773	142700802	8/22/2014	270	30,000,000.00	
928774	142700803	8/22/2014	270	30,000,000.00	
928780	142700807	8/22/2014	270	16,000,000.00	
928779	142700806	8/22/2014	270	8,000,000.00	
929209	1504458	8/22/2014	270	1,299,672.31	
929201	1504452	8/22/2014	270	866,236.52	
929141	1504400	8/22/2014	270	437,062.93	
929187	1504436	8/22/2014	270	291,877.42	
928791	1504371	8/22/2014	270	181,005.79	
928792	1504372	8/22/2014	270	166,441.46	

Run Date: 6/30/2015
 Run Time: 5:07:57PM

Demand Account Activity

Page: 79
 User: 0

Start Date: 7/1/2014 End Date: 6/30/2015

Jnl. Entry	Ref #	Trx. Date	Ledger	Debit Amount	Credit Amount
928785	1504368	8/22/2014	270	83,300.00	
929164	1504411	8/22/2014	270	78,927.36	
929166	1504408	8/22/2014	270	50,275.14	
928788	1504370	8/22/2014	270	47,232.21	
929158	1504407	8/22/2014	270	43,903.33	
928758	1504358	8/22/2014	270	38,402.80	
929147	1504402	8/22/2014	270	38,162.76	
928768	1504363	8/22/2014	270	37,587.90	
929183	1504433	8/22/2014	270	31,460.90	
929152	1504409	8/22/2014	270	30,981.71	
929146	1504401	8/22/2014	270	24,256.79	
929178	1504428	8/22/2014	270	20,336.84	
929197	1504448	8/22/2014	270	15,936.57	
928801	1504378	8/22/2014	270	15,525.00	
929173	1504425	8/22/2014	270	15,290.56	
928794	1504373	8/22/2014	270	13,588.88	
929177	1504427	8/22/2014	270	10,376.80	
928795	1504374	8/22/2014	270	8,341.74	
929174	1504426	8/22/2014	270	7,051.61	
928766	1504361	8/22/2014	270	6,750.00	
929159	1504410	8/22/2014	270	6,507.98	
928759	1504356	8/22/2014	270	4,397.00	
928782	14270082209CC All	8/22/2014	270	4,116.58	
929180	1504429	8/22/2014	270	4,089.57	
929194	1504445	8/22/2014	270	3,710.00	
929185	1504415	8/22/2014	270	3,563.50	
929176	1504431	8/22/2014	270	3,529.50	
929151	1504403	8/22/2014	270	3,253.54	
928796	1504375	8/22/2014	270	3,000.00	
929171	1504430	8/22/2014	270	2,910.92	
929175	1504413	8/22/2014	270	2,290.00	
929170	1504412	8/22/2014	270	2,000.00	
929179	1504432	8/22/2014	270	1,974.00	
929196	1504447	8/22/2014	270	1,950.00	
928798	1504376	8/22/2014	270	1,603.36	
928789	1504434	8/22/2014	270	1,570.50	
928767	1504362	8/22/2014	270	1,501.50	
929195	1504446	8/22/2014	270	1,349.00	
929153	1504404	8/22/2014	270	814.23	
928763	1504360	8/22/2014	270	515.00	
929186	1504435	8/22/2014	270	500.00	
929156	1504417	8/22/2014	270	478.00	
929181	1504414	8/22/2014	270	440.00	
929167	1504422	8/22/2014	270	358.50	
929172	1504424	8/22/2014	270	342.50	
929165	1504421	8/22/2014	270	342.00	
928770	1504416	8/22/2014	270	290.00	
928783	14270082210IFTA C	8/22/2014	270	275.09	
928757	1504355	8/22/2014	270	247.00	
929169	1504423	8/22/2014	270	240.00	
928753	1504354	8/22/2014	270	190.00	
929162	1504420	8/22/2014	270	160.00	
929155	1504406	8/22/2014	270	149.22	
928799	1504377	8/22/2014	270	123.00	
928762	1504359	8/22/2014	270	85.00	
929160	1504418	8/22/2014	270	60.00	

Run Date: 6/30/2015
 Run Time: 5:07:57PM

Demand Account Activity

Start Date: 7/1/2014 End Date: 6/30/2015

Page: 80
 User: 0

Jnl. Entry	Ref #	Trx. Date	Ledger	Debit Amount	Credit Amount
929154	1504405	8/22/2014	270	50.07	
929161	1504419	8/22/2014	270	50.00	
928755	1504357	8/22/2014	270	42.50	
928786	1504369	8/22/2014	270	37.50	
928813	8005528	8/22/2014	270		234,352.38
928809	142700811	8/22/2014	270		179,355,106.63
928775	142700804	8/22/2014	270		11,381,000.00
928778	142700805	8/22/2014	270		1,299,672.31
929250	142700801	8/25/2014	270	33,000,000.00	
929251	142700802	8/25/2014	270	33,000,000.00	
929252	142700803	8/25/2014	270	33,000,000.00	
929259	14270082509EFT A	8/25/2014	270	24,520,676.80	
929257	142700807	8/25/2014	270	10,000,000.00	
929258	142700808	8/25/2014	270	9,000,000.00	
929231	1504481	8/25/2014	270	2,196,686.00	
929563	1504538	8/25/2014	270	1,694,067.24	
929240	1504479	8/25/2014	270	762,704.46	
929573	1504555	8/25/2014	270	726,989.00	
929254	142700805	8/25/2014	270	600,000.00	
929255	142700806	8/25/2014	270	564,840.80	
929534	1504508	8/25/2014	270	489,784.42	
929583	1504558	8/25/2014	270	289,799.00	
929535	1504509	8/25/2014	270	214,019.01	
929580	1504557	8/25/2014	270	177,991.39	
929568	1504540	8/25/2014	270	160,246.03	
929562	1504537	8/25/2014	270	126,707.39	
929533	1504507	8/25/2014	270	77,413.95	
929537	1504510	8/25/2014	270	60,871.35	
929579	1504544	8/25/2014	270	55,451.33	
929241	1504483	8/25/2014	270	51,440.11	
929548	1504518	8/25/2014	270	48,057.37	
929565	1504539	8/25/2014	270	44,199.43	
929217	1504465	8/25/2014	270	35,200.05	
929539	1504512	8/25/2014	270	32,541.05	
929561	1504536	8/25/2014	270	27,683.31	
929571	1504547	8/25/2014	270	20,778.50	
929574	1504541	8/25/2014	270	18,484.07	
929233	1504482	8/25/2014	270	15,367.81	
929587	14270082510CC All	8/25/2014	270	13,625.38	
929208	1504478	8/25/2014	270	12,566.10	
929246	1504480	8/25/2014	270	11,553.50	
929538	1504511	8/25/2014	270	11,213.34	
929584	1504571	8/25/2014	270	10,400.45	
929532	1504506	8/25/2014	270	9,944.27	
929235	1504485	8/25/2014	270	8,946.80	
929578	1504543	8/25/2014	270	7,897.62	
929211	1504484	8/25/2014	270	7,600.00	
929237	1504486	8/25/2014	270	6,500.00	
929540	1504513	8/25/2014	270	5,102.00	
929238	1504487	8/25/2014	270	4,282.36	
929230	1504477	8/25/2014	270	3,905.84	
929625	1504577	8/25/2014	270	2,745.50	
929236	1504491	8/25/2014	270	2,646.00	
929550	1504520	8/25/2014	270	2,235.50	
929546	1504517	8/25/2014	270	2,129.10	
929552	1504522	8/25/2014	270	1,775.00	

Run Date: 6/30/2015
 Run Time: 5:07:57PM

Demand Account Activity

Start Date: 7/1/2014 End Date: 6/30/2015

Page: 81
 User: 0

Jnl. Entry	Ref #	Trx. Date	Ledger	Debit Amount	Credit Amount
929530	1504505	8/25/2014	270	1,503.50	
929542	1504514	8/25/2014	270	1,346.63	
929603	1504573	8/25/2014	270	1,227.60	
929626	1504572	8/25/2014	270	1,227.60	
929234	1504490	8/25/2014	270	1,190.14	
929225	1504472	8/25/2014	270	889.76	
929549	1504519	8/25/2014	270	555.00	
929624	1504575	8/25/2014	270	454.70	
929243	1504488	8/25/2014	270	403.61	
929218	1504466	8/25/2014	270	341.77	
929554	1504523	8/25/2014	270	340.00	
929228	1504475	8/25/2014	270	330.68	
929224	1504471	8/25/2014	270	310.00	
929227	1504474	8/25/2014	270	309.46	
929588	14270082511IFTA C	8/25/2014	270	303.10	
929226	1504473	8/25/2014	270	302.00	
929551	1504521	8/25/2014	270	170.00	
929543	1504515	8/25/2014	270	157.10	
929621	1504574	8/25/2014	270	155.00	
929222	1504470	8/25/2014	270	130.00	
929581	1504576	8/25/2014	270	124.00	
929263	1504545	8/25/2014	270	100.38	
929221	1504469	8/25/2014	270	90.00	
929232	1504489	8/25/2014	270	90.00	
929570	1504546	8/25/2014	270	63.43	
929575	1504542	8/25/2014	270	55.72	
929555	1504524	8/25/2014	270	40.00	
929556	1504525	8/25/2014	270	31.50	
929219	1504467	8/25/2014	270	30.00	
929229	1504476	8/25/2014	270	23.99	
929220	1504468	8/25/2014	270	20.00	
929545	1504516	8/25/2014	270	12.00	
929557	1504526	8/25/2014	270	10.00	
929261	8005530	8/25/2014	270		16,159.32
929253	142700804	8/25/2014	270		39,676,000.00
929600	142700810	8/25/2014	270		109,656,313.94
929642	142700801	8/26/2014	270	49,000,000.00	
929643	142700802	8/26/2014	270	49,000,000.00	
929644	1427008036	8/26/2014	270	49,000,000.00	
929681	14270082607EFT A	8/26/2014	270	31,855,103.28	
929680	142700806	8/26/2014	270	16,000,000.00	
929679	142700805	8/26/2014	270	4,000,000.00	
929738	1504662	8/26/2014	270	1,285,079.72	
929771	1504692	8/26/2014	270	900,000.00	
929737	1504661	8/26/2014	270	513,885.72	
929661	1504610	8/26/2014	270	402,992.73	
929734	1504658	8/26/2014	270	283,400.00	
929640	1504591	8/26/2014	270	180,041.47	
930044	1504717	8/26/2014	270	135,158.00	
929764	1504696	8/26/2014	270	79,809.63	
929667	1504609	8/26/2014	270	54,598.42	
929736	1504660	8/26/2014	270	39,328.00	
929720	1504647	8/26/2014	270	37,587.11	
929646	1504590	8/26/2014	270	32,420.10	
929754	1504681	8/26/2014	270	28,095.69	
929663	1504607	8/26/2014	270	25,453.47	

Run Date: 6/30/2015
Run Time: 5:07:57PM

Demand Account Activity

Start Date: 7/1/2014 End Date: 6/30/2015

Page: 82
User: 0

Jnl. Entry	Ref #	Trx. Date	Ledger	Debit Amount	Credit Amount
929713	1504642	8/26/2014	270	24,340.08	
929735	1504659	8/26/2014	270	20,639.13	
929726	1504649	8/26/2014	270	20,380.00	
929769	1504690	8/26/2014	270	20,057.41	
929690	14270082608CC All	8/26/2014	270	19,396.34	
929651	1504602	8/26/2014	270	18,649.11	
929664	1504608	8/26/2014	270	18,504.05	
929668	1504614	8/26/2014	270	17,063.10	
929669	142700804	8/26/2014	270	13,855.56	
929693	14270082610ABC B	8/26/2014	270	13,755.00	
929657	1504613	8/26/2014	270	12,889.56	
929660	1504687	8/26/2014	270	12,426.50	
929656	1504605	8/26/2014	270	11,350.00	
929653	1504604	8/26/2014	270	11,250.00	
929659	1504606	8/26/2014	270	10,686.16	
929760	1504682	8/26/2014	270	10,381.11	
929739	1504663	8/26/2014	270	9,099.25	
929658	1504603	8/26/2014	270	7,831.00	
929740	1504664	8/26/2014	270	7,555.47	
929655	1504601	8/26/2014	270	6,996.00	
929767	1504688	8/26/2014	270	6,822.79	
929671	1504612	8/26/2014	270	6,627.18	
929709	1504641	8/26/2014	270	6,146.14	
929666	1504611	8/26/2014	270	6,089.84	
929654	1504600	8/26/2014	270	6,072.01	
929673	1504615	8/26/2014	270	5,874.84	
929712	1504645	8/26/2014	270	5,576.05	
930031	1504708	8/26/2014	270	5,375.00	
929639	1504599	8/26/2014	270	5,363.45	
929721	1504640	8/26/2014	270	4,269.51	
929715	1504643	8/26/2014	270	3,916.82	
929719	1504639	8/26/2014	270	3,779.32	
929717	1504638	8/26/2014	270	3,691.47	
929779	1504700	8/26/2014	270	3,208.07	
929723	1504648	8/26/2014	270	3,107.20	
929772	1504694	8/26/2014	270	2,769.00	
929650	1504598	8/26/2014	270	2,665.00	
929692	14270082609IFTA C	8/26/2014	270	2,521.42	
929670	1504635	8/26/2014	270	2,016.72	
929678	1504622	8/26/2014	270	1,910.00	
929770	1504691	8/26/2014	270	1,713.77	
929711	1504636	8/26/2014	270	1,349.45	
929714	1504637	8/26/2014	270	1,099.56	
929716	1504646	8/26/2014	270	977.50	
929688	1504629	8/26/2014	270	892.63	
929652	1504597	8/26/2014	270	849.00	
929758	1504683	8/26/2014	270	820.00	
930046	1504718	8/26/2014	270	793.46	
929785	1504703	8/26/2014	270	674.25	
929648	1504596	8/26/2014	270	640.00	
929649	1504592	8/26/2014	270	626.00	
929741	1504665	8/26/2014	270	600.00	
929704	1504644	8/26/2014	270	579.40	
929683	1504624	8/26/2014	270	557.50	
929685	1504626	8/26/2014	270	491.00	
930029	1504705	8/26/2014	270	400.00	

Run Date: 6/30/2015
 Run Time: 5:07:57PM

Demand Account Activity

Start Date: 7/1/2014 End Date: 6/30/2015

Page: 83
 User: 0

Jnl. Entry	Ref #	Trx. Date	Ledger	Debit Amount	Credit Amount
929682	1504623	8/26/2014	270	370.00	
929633	1504593	8/26/2014	270	240.00	
930047	1504719	8/26/2014	270	200.00	
929645	1504589	8/26/2014	270	179.77	
929689	1504630	8/26/2014	270	168.27	
929635	1504594	8/26/2014	270	136.00	
929768	1504689	8/26/2014	270	92.15	
929647	1504595	8/26/2014	270	87.30	
929761	1504684	8/26/2014	270	60.00	
930028	1504704	8/26/2014	270	54.25	
929684	1504625	8/26/2014	270	50.00	
929686	1504627	8/26/2014	270	50.00	
929687	1504628	8/26/2014	270	50.00	
929778	8005545	8/26/2014	270		61,445.78
929756	142700811	8/26/2014	270		200,849,572.88
930067	14270082706EFT A	8/27/2014	270	48,882,769.66	
930065	142700804	8/27/2014	270	11,000,000.00	
930066	142700805	8/27/2014	270	9,000,000.00	
930408	1504783	8/27/2014	270	1,264,823.23	
930411	1504785	8/27/2014	270	1,167,950.15	
930383	1504808	8/27/2014	270	1,037,744.85	
930406	1504781	8/27/2014	270	927,387.74	
930368	1504744	8/27/2014	270	797,485.39	
930049	1504731	8/27/2014	270	600,735.62	
930054	1504730	8/27/2014	270	432,919.95	
930052	1504729	8/27/2014	270	271,862.21	
930421	1504800	8/27/2014	270	185,000.00	
930442	1504805	8/27/2014	270	150,000.00	
930371	1504758	8/27/2014	270	81,425.98	
930407	1504782	8/27/2014	270	81,310.67	
930366	1504743	8/27/2014	270	61,516.99	
930050	1504728	8/27/2014	270	48,985.00	
930082	1504748	8/27/2014	270	44,704.00	
930057	1504727	8/27/2014	270	43,927.64	
930074	14270082709ABCBI	8/27/2014	270	41,430.00	
930415	1504787	8/27/2014	270	38,488.63	
930373	1504746	8/27/2014	270	34,741.79	
930085	1504742	8/27/2014	270	30,792.80	
930059	1504732	8/27/2014	270	28,583.00	
930404	1504779	8/27/2014	270	21,826.58	
930072	14270082707CC All	8/27/2014	270	20,447.01	
930405	1504780	8/27/2014	270	16,329.34	
930060	1504733	8/27/2014	270	10,906.60	
930413	1504786	8/27/2014	270	9,317.10	
930055	1504726	8/27/2014	270	5,540.85	
930410	1504784	8/27/2014	270	4,834.32	
930380	1504753	8/27/2014	270	2,620.00	
930378	1504751	8/27/2014	270	2,498.50	
930376	1504750	8/27/2014	270	1,835.40	
930416	1504788	8/27/2014	270	1,327.23	
930374	1504747	8/27/2014	270	994.58	
930073	14270082708IFTA C	8/27/2014	270	572.74	
930372	1504749	8/27/2014	270	552.50	
930091	1504754	8/27/2014	270	500.00	
930364	1504755	8/27/2014	270	485.00	
930053	1504725	8/27/2014	270	330.00	

Run Date: 6/30/2015
 Run Time: 5:07:57PM

Demand Account Activity

Start Date: 7/1/2014 End Date: 6/30/2015

Page: 84
 User: 0

Jnl. Entry	Ref #	Trx. Date	Ledger	Debit Amount	Credit Amount
930379	1504752	8/27/2014	270	190.00	
930367	1504756	8/27/2014	270	120.00	
930369	1504757	8/27/2014	270	100.00	
930370	1504745	8/27/2014	270	27.85	
930051	142700801	8/27/2014	270		15,000,000.00
930062	142700802	8/27/2014	270		15,000,000.00
930063	142700803	8/27/2014	270		15,000,000.00
930064	142700803	8/27/2014	270		1,037,744.85
930090	142700810	8/27/2014	270		31,334,461.82
930435	8005547	8/27/2014	270		74,551.28
930817	1504899	8/28/2014	270	52,630,040.43	
930827	1504907	8/28/2014	270	11,101,640.01	
930512	142700805	8/28/2014	270	9,000,000.00	
930513	14270082706EFT A	8/28/2014	270	6,699,049.84	
930847	1504954	8/28/2014	270	1,015,976.00	
930502	142700804	8/28/2014	270	525,000.00	
930489	1504841	8/28/2014	270	380,569.58	
930844	1504951	8/28/2014	270	242,857.14	
930841	1504925	8/28/2014	270	237,023.99	
930840	1504924	8/28/2014	270	232,241.85	
930534	1504927	8/28/2014	270	160,950.67	
930828	1504908	8/28/2014	270	142,919.00	
930822	1504903	8/28/2014	270	134,823.72	
930842	1504926	8/28/2014	270	123,761.39	
930813	1504895	8/28/2014	270	115,582.52	
930845	1504952	8/28/2014	270	84,677.40	
930477	1504843	8/28/2014	270	83,601.01	
930483	1504848	8/28/2014	270	83,158.70	
930476	1504847	8/28/2014	270	49,924.42	
930819	1504901	8/28/2014	270	46,971.74	
930515	14270082707CC All	8/28/2014	270	46,103.02	
930869	1504944	8/28/2014	270	39,342.31	
930816	1504898	8/28/2014	270	31,681.01	
930871	1504956	8/28/2014	270	28,000.00	
930855	1504947	8/28/2014	270	23,670.49	
930862	1504949	8/28/2014	270	17,559.45	
930484	1504849	8/28/2014	270	15,078.42	
930814	1504896	8/28/2014	270	14,320.00	
930892	1504967	8/28/2014	270	13,400.00	
930486	1504850	8/28/2014	270	13,072.85	
930488	1504851	8/28/2014	270	10,301.04	
930455	1504816	8/28/2014	270	9,450.00	
930495	1504856	8/28/2014	270	8,247.50	
930535	1504873	8/28/2014	270	8,082.83	
930859	1504948	8/28/2014	270	7,896.00	
930839	1504923	8/28/2014	270	7,033.84	
930851	1504929	8/28/2014	270	6,740.25	
930457	1504817	8/28/2014	270	6,525.00	
930490	1504852	8/28/2014	270	6,108.25	
930509	1504858	8/28/2014	270	4,310.00	
930852	1504930	8/28/2014	270	4,234.00	
930848	1504928	8/28/2014	270	3,959.86	
930857	1504933	8/28/2014	270	3,957.65	
930854	1504932	8/28/2014	270	3,894.00	
930858	1504934	8/28/2014	270	3,693.81	
930824	1504904	8/28/2014	270	3,515.24	

Run Date: 6/30/2015
 Run Time: 5:07:57PM

Demand Account Activity

Page: 85
 User: 0

Start Date: 7/1/2014 End Date: 6/30/2015

Jnl. Entry	Ref #	Trx. Date	Ledger	Debit Amount	Credit Amount
930846	1504953	8/28/2014	270	3,498.55	
930496	1504842	8/28/2014	270	2,977.42	
930853	1504931	8/28/2014	270	2,572.00	
930861	1504936	8/28/2014	270	2,561.50	
930510	1504945	8/28/2014	270	2,537.50	
930860	1504935	8/28/2014	270	2,148.00	
930458	1504818	8/28/2014	270	1,963.50	
930815	1504897	8/28/2014	270	1,750.70	
930459	1504819	8/28/2014	270	1,617.00	
930832	1504915	8/28/2014	270	1,330.00	
930863	1504937	8/28/2014	270	1,324.45	
930463	1504828	8/28/2014	270	1,150.00	
930503	1504860	8/28/2014	270	1,109.00	
930532	1504872	8/28/2014	270	1,057.30	
930470	1504832	8/28/2014	270	1,025.00	
930492	1504853	8/28/2014	270	941.00	
930466	1504824	8/28/2014	270	900.00	
930826	1504906	8/28/2014	270	890.00	
930838	1504955	8/28/2014	270	887.00	
930498	1504859	8/28/2014	270	820.00	
930467	1504830	8/28/2014	270	750.00	
930508	1504857	8/28/2014	270	650.00	
930461	1504821	8/28/2014	270	615.00	
930864	1504938	8/28/2014	270	544.44	
930504	1504863	8/28/2014	270	540.00	
930472	1504826	8/28/2014	270	425.00	
930487	1504844	8/28/2014	270	400.00	
930850	1504946	8/28/2014	270	392.50	
930462	1504822	8/28/2014	270	380.00	
930469	1504825	8/28/2014	270	350.00	
930843	1504950	8/28/2014	270	287.78	
930818	1504900	8/28/2014	270	224.95	
930454	1504815	8/28/2014	270	215.00	
930460	1504820	8/28/2014	270	200.00	
930464	1504823	8/28/2014	270	200.00	
930505	1504861	8/28/2014	270	160.00	
930481	1504839	8/28/2014	270	140.00	
930485	1504840	8/28/2014	270	140.00	
930471	1504833	8/28/2014	270	140.00	
930474	1504827	8/28/2014	270	90.00	
930494	1504846	8/28/2014	270	90.00	
930465	1504829	8/28/2014	270	90.00	
930468	1504831	8/28/2014	270	90.00	
930866	1504939	8/28/2014	270	75.00	
930491	1504845	8/28/2014	270	60.00	
930820	1504902	8/28/2014	270	54.58	
930825	1504905	8/28/2014	270	52.15	
930499	1504862	8/28/2014	270	40.00	
930870	1504943	8/28/2014	270	20.00	
930867	1504940	8/28/2014	270	12.00	
930834	1504941	8/28/2014	270	12.00	
930865	1504942	8/28/2014	270	8.00	
930517	8005554	8/28/2014	270		133,950.23
930482	142700801	8/28/2014	270		20,000,000.00
930500	142700802	8/28/2014	270		20,000,000.00
930501	142700803	8/28/2014	270		20,000,000.00

Run Date: 6/30/2015
 Run Time: 5:07:57PM

Demand Account Activity

Start Date: 7/1/2014 End Date: 6/30/2015

Page: 86
 User: 0

Jnl. Entry	Ref #	Trx. Date	Ledger	Debit Amount	Credit Amount
930530	142700808	8/28/2014	270		23,192,670.28
930930	142700804	8/29/2014	270	25,000,000.00	
930924	142700801	8/29/2014	270	18,000,000.00	
930928	142700802	8/29/2014	270	18,000,000.00	
930929	142700803	8/29/2014	270	18,000,000.00	
931374	142700806	8/29/2014	270	16,000,000.00	
931441	1505048	8/29/2014	270	4,833,872.05	
931375	14270082907EFT A	8/29/2014	270	2,470,854.79	
931425	1505047	8/29/2014	270	1,486,662.61	
931442	1505035	8/29/2014	270	892,532.31	
930933	142700805	8/29/2014	270	490,598.36	
931446	1505059	8/29/2014	270	274,030.53	
931432	1505033	8/29/2014	270	261,055.83	
931367	1504994	8/29/2014	270	242,857.14	
931366	1504998	8/29/2014	270	205,591.00	
931438	1505034	8/29/2014	270	200,370.69	
931430	1505051	8/29/2014	270	183,338.65	
930923	1504995	8/29/2014	270	109,195.28	
931481	1505089	8/29/2014	270	63,643.40	
931429	1505045	8/29/2014	270	62,416.05	
931404	1505020	8/29/2014	270	59,500.00	
931428	1505050	8/29/2014	270	52,282.95	
931457	1505036	8/29/2014	270	39,077.16	
931368	1505000	8/29/2014	270	32,940.00	
931447	1505060	8/29/2014	270	31,869.62	
931450	1505064	8/29/2014	270	23,895.55	
931416	1505044	8/29/2014	270	19,428.64	
931468	1505037	8/29/2014	270	19,296.68	
931371	1504996	8/29/2014	270	17,559.45	
931454	1505065	8/29/2014	270	16,858.94	
931427	1505032	8/29/2014	270	16,041.47	
931474	1505038	8/29/2014	270	15,723.00	
931475	1505081	8/29/2014	270	7,821.88	
931364	1504999	8/29/2014	270	7,127.92	
930911	1504976	8/29/2014	270	6,461.00	
931431	1505052	8/29/2014	270	3,852.27	
931378	14270082908CC All	8/29/2014	270	3,666.07	
931395	1505019	8/29/2014	270	3,631.00	
931433	1505053	8/29/2014	270	3,413.18	
931435	1505054	8/29/2014	270	3,364.25	
931397	1505011	8/29/2014	270	2,561.50	
930926	1504997	8/29/2014	270	2,446.27	
931448	1505062	8/29/2014	270	2,087.30	
931410	1505029	8/29/2014	270	1,964.50	
931385	1505009	8/29/2014	270	1,925.00	
931379	14270082909IFTA C	8/29/2014	270	1,702.29	
931436	1505055	8/29/2014	270	1,679.30	
931443	1505049	8/29/2014	270	1,607.01	
931400	1505013	8/29/2014	270	1,420.00	
931489	1505090	8/29/2014	270	958.58	
930918	1504982	8/29/2014	270	584.31	
931439	1505057	8/29/2014	270	480.50	
931444	1505061	8/29/2014	270	397.50	
931396	1505010	8/29/2014	270	370.00	
930919	1504983	8/29/2014	270	358.36	
930917	1504981	8/29/2014	270	333.47	

Run Date: 6/30/2015
 Run Time: 5:07:57PM

Demand Account Activity

Start Date: 7/1/2014 End Date: 6/30/2015

Page: 87
 User: 0

Jnl. Entry	Ref #	Trx. Date	Ledger	Debit Amount	Credit Amount
931445	1505058	8/29/2014	270	277.58	
931398	1505012	8/29/2014	270	210.00	
931420	1505030	8/29/2014	270	110.00	
931437	1505056	8/29/2014	270	110.00	
931401	1505014	8/29/2014	270	100.00	
930922	1504986	8/29/2014	270	80.00	
931408	1505021	8/29/2014	270	43.65	
931365	1504993	8/29/2014	270	40.00	
931440	1505046	8/29/2014	270	32.58	
930921	1504985	8/29/2014	270	30.00	
930920	1504984	8/29/2014	270	26.07	
930916	1504980	8/29/2014	270	20.00	
931402	1505015	8/29/2014	270	10.00	
931421	1505031	8/29/2014	270	4.25	
931406	8005557	8/29/2014	270		6,813.82
931472	142700810	8/29/2014	270		108,842,692.91
931545	142700802	9/2/2014	270	5,200,000.00	
931802	1505149	9/2/2014	270	2,834,345.57	
931825	1505177	9/2/2014	270	2,828,000.00	
931541	1505111	9/2/2014	270	1,287,433.52	
931801	1505150	9/2/2014	270	525,003.38	
931803	1505151	9/2/2014	270	448,805.34	
931804	1505152	9/2/2014	270	397,578.28	
931789	1505140	9/2/2014	270	255,002.25	
931792	1505141	9/2/2014	270	178,576.94	
931795	1505142	9/2/2014	270	119,391.64	
931797	1505143	9/2/2014	270	107,187.94	
931805	1505153	9/2/2014	270	105,880.55	
931542	1505112	9/2/2014	270	101,197.80	
931836	1505180	9/2/2014	270	100,000.00	
931834	1505178	9/2/2014	270	88,640.00	
931799	1505144	9/2/2014	270	72,987.20	
931808	1505162	9/2/2014	270	68,178.47	
931540	1505110	9/2/2014	270	67,030.67	
931533	1505099	9/2/2014	270	64,620.49	
931800	1505145	9/2/2014	270	54,095.39	
931620	1505116	9/2/2014	270	46,434.28	
931806	1505154	9/2/2014	270	37,669.81	
931816	1505166	9/2/2014	270	37,408.16	
931794	1505146	9/2/2014	270	30,791.23	
931796	1505147	9/2/2014	270	27,135.05	
931798	1505148	9/2/2014	270	11,509.66	
931793	1505137	9/2/2014	270	10,346.80	
931782	1505138	9/2/2014	270	9,385.85	
931785	1505139	9/2/2014	270	9,056.16	
931538	1505109	9/2/2014	270	7,670.13	
931530	1505095	9/2/2014	270	6,869.47	
931818	1505165	9/2/2014	270	5,280.00	
931791	1505136	9/2/2014	270	3,092.75	
931835	1505179	9/2/2014	270	2,603.50	
931807	1505155	9/2/2014	270	2,383.63	
931810	1505163	9/2/2014	270	2,207.70	
931522	1505107	9/2/2014	270	1,892.32	
931790	1505135	9/2/2014	270	1,537.36	
931769	1505117	9/2/2014	270	950.00	
931520	1505105	9/2/2014	270	625.00	

Run Date: 6/30/2015
 Run Time: 5:07:57PM

Demand Account Activity

Start Date: 7/1/2014 End Date: 6/30/2015

Page: 88
 User: 0

Jnl. Entry	Ref #	Trx. Date	Ledger	Debit Amount	Credit Amount
931788	1505134	9/2/2014	270	500.71	
931521	1505106	9/2/2014	270	460.00	
931817	1505161	9/2/2014	270	440.00	
931812	1505158	9/2/2014	270	321.20	
931529	1505094	9/2/2014	270	150.00	
931784	1505131	9/2/2014	270	91.00	
931811	1505157	9/2/2014	270	90.00	
931815	1505160	9/2/2014	270	90.00	
931820	1505167	9/2/2014	270	71.14	
931814	1505159	9/2/2014	270	20.50	
931786	1505132	9/2/2014	270	20.00	
931787	1505133	9/2/2014	270	16.00	
931809	1505156	9/2/2014	270	14.00	
931551	142700903	9/2/2014	270		470.00
931539	142700801	9/2/2014	270		1,200,000.00
931832	142700904	9/2/2014	270		20,869,204.86
931860	142700901	9/3/2014	270	11,000,000.00	
931876	14270090302EFT A	9/3/2014	270	8,233,475.42	
932173	1505263	9/3/2014	270	4,624,832.08	
932211	1505300	9/3/2014	270	1,009,465.90	
932168	1505255	9/3/2014	270	897,507.77	
931858	1505208	9/3/2014	270	522,893.50	
932207	1505306	9/3/2014	270	148,173.36	
932159	1505249	9/3/2014	270	128,650.35	
932217	1505317	9/3/2014	270	101,365.00	
931864	1505207	9/3/2014	270	79,608.72	
932165	1505253	9/3/2014	270	63,784.75	
932170	1505256	9/3/2014	270	44,484.94	
932174	1505264	9/3/2014	270	40,149.36	
932230	1505312	9/3/2014	270	36,343.76	
932175	1505265	9/3/2014	270	33,181.87	
931879	14270090303CC All	9/3/2014	270	29,345.93	
931890	1505223	9/3/2014	270	21,056.60	
931891	1505224	9/3/2014	270	18,172.22	
931861	1505205	9/3/2014	270	17,959.20	
931889	1505222	9/3/2014	270	16,350.00	
931892	1505225	9/3/2014	270	12,530.04	
931893	1505226	9/3/2014	270	11,091.35	
932223	1505308	9/3/2014	270	10,073.69	
931894	1505227	9/3/2014	270	9,385.16	
932167	1505254	9/3/2014	270	7,177.30	
931857	1505204	9/3/2014	270	6,017.00	
931869	1505206	9/3/2014	270	5,967.79	
932213	1505301	9/3/2014	270	5,577.50	
932221	1505307	9/3/2014	270	5,164.13	
931871	1505210	9/3/2014	270	5,128.99	
932162	1505252	9/3/2014	270	4,656.97	
931866	1505209	9/3/2014	270	4,595.28	
932243	1505324	9/3/2014	270	3,633.12	
932244	1505325	9/3/2014	270	3,216.97	
932176	1505266	9/3/2014	270	2,343.00	
931917	1505244	9/3/2014	270	2,315.00	
931915	1505242	9/3/2014	270	2,267.00	
931910	1505237	9/3/2014	270	2,260.00	
932161	1505251	9/3/2014	270	2,137.57	
931907	1505235	9/3/2014	270	2,135.50	

Run Date: 6/30/2015
 Run Time: 5:07:57PM

Demand Account Activity

Start Date: 7/1/2014 End Date: 6/30/2015

Page: 89
 User: 0

Jnl. Entry	Ref #	Trx. Date	Ledger	Debit Amount	Credit Amount
931853	1505193	9/3/2014	270	1,950.00	
931880	14270090304IFTA C	9/3/2014	270	1,580.00	
932228	1505318	9/3/2014	270	1,350.00	
932226	1505310	9/3/2014	270	1,145.22	
931904	1505233	9/3/2014	270	1,026.50	
932225	1505309	9/3/2014	270	919.48	
932227	1505311	9/3/2014	270	835.00	
931911	1505238	9/3/2014	270	440.00	
931918	1505245	9/3/2014	270	430.00	
931913	1505240	9/3/2014	270	213.00	
931867	1505211	9/3/2014	270	210.00	
931862	1505201	9/3/2014	270	200.00	
931863	1505202	9/3/2014	270	200.00	
931916	1505243	9/3/2014	270	180.00	
931900	1505236	9/3/2014	270	170.00	
931856	1505200	9/3/2014	270	150.00	
932160	1505250	9/3/2014	270	141.31	
931906	1505234	9/3/2014	270	130.00	
931848	1505199	9/3/2014	270	120.00	
931873	1505212	9/3/2014	270	119.00	
931899	1505232	9/3/2014	270	90.00	
932215	1505302	9/3/2014	270	89.92	
931847	1505198	9/3/2014	270	60.00	
931912	1505239	9/3/2014	270	50.00	
931914	1505241	9/3/2014	270	30.00	
932232	1505319	9/3/2014	270	10.00	
932200	1505298	9/3/2014	270	10.00	
931865	1505203	9/3/2014	270	9.46	
932210	1505299	9/3/2014	270	6.00	
931901	8005559	9/3/2014	270		161,376.86
931908	142700905	9/3/2014	270		19,699,112.78
933398	1505406	9/4/2014	270	54,469,050.21	
932261	14270090404EFT A	9/4/2014	270	14,955,020.17	
932260	142700903	9/4/2014	270	8,000,000.00	
932280	1505353	9/4/2014	270	2,241,698.39	
933411	1505412	9/4/2014	270	2,099,056.41	
932259	142700902	9/4/2014	270	1,650,511.52	
933400	1505420	9/4/2014	270	1,065,297.68	
933410	1505409	9/4/2014	270	512,874.80	
933409	1505408	9/4/2014	270	401,823.44	
932263	1505346	9/4/2014	270	324,152.19	
932270	1505344	9/4/2014	270	266,934.90	
933399	1505419	9/4/2014	270	222,244.02	
932291	1505357	9/4/2014	270	209,990.02	
933407	1505410	9/4/2014	270	191,912.06	
933406	1505411	9/4/2014	270	114,936.07	
932264	1505347	9/4/2014	270	85,785.72	
932252	1505345	9/4/2014	270	66,980.32	
932289	1505354	9/4/2014	270	61,622.00	
933377	1505387	9/4/2014	270	52,538.35	
932266	1505348	9/4/2014	270	47,572.28	
933367	1505424	9/4/2014	270	44,790.44	
932273	1505343	9/4/2014	270	44,468.58	
933396	1505405	9/4/2014	270	39,131.70	
933373	1505383	9/4/2014	270	34,162.20	
933238	1505364	9/4/2014	270	30,661.89	

Run Date: 6/30/2015
 Run Time: 5:07:57PM

Demand Account Activity

Page: 90
 User: 0

Start Date: 7/1/2014 End Date: 6/30/2015

Jnl. Entry	Ref #	Trx. Date	Ledger	Debit Amount	Credit Amount
932267	1505349	9/4/2014	270	23,292.13	
932272	1505352	9/4/2014	270	20,616.42	
933374	1505384	9/4/2014	270	20,139.94	
932268	1505351	9/4/2014	270	20,000.00	
933375	1505385	9/4/2014	270	16,901.01	
933418	1505425	9/4/2014	270	9,640.00	
933376	1505386	9/4/2014	270	8,670.40	
932258	1505340	9/4/2014	270	7,166.00	
932257	1505350	9/4/2014	270	6,983.17	
933392	1505403	9/4/2014	270	6,976.79	
933395	1505404	9/4/2014	270	6,730.39	
932265	1505341	9/4/2014	270	6,383.15	
933368	1505378	9/4/2014	270	6,191.00	
933371	1505381	9/4/2014	270	5,951.77	
933408	1505407	9/4/2014	270	5,621.00	
933364	1505376	9/4/2014	270	4,829.62	
932269	1505342	9/4/2014	270	4,640.89	
933372	1505382	9/4/2014	270	4,220.00	
933370	1505380	9/4/2014	270	3,357.00	
932262	1505335	9/4/2014	270	3,300.00	
933378	1505388	9/4/2014	270	3,163.85	
932249	1505334	9/4/2014	270	2,500.00	
932281	14270090405CC All	9/4/2014	270	2,417.07	
932279	1505339	9/4/2014	270	2,000.00	
932282	14270090406IFTA C	9/4/2014	270	1,905.14	
933359	1505370	9/4/2014	270	1,791.00	
932275	1505337	9/4/2014	270	1,779.75	
933356	1505368	9/4/2014	270	1,755.00	
932277	1505338	9/4/2014	270	1,440.00	
933366	1505377	9/4/2014	270	922.90	
933404	1505414	9/4/2014	270	815.00	
933401	1505423	9/4/2014	270	683.02	
933405	1505415	9/4/2014	270	580.00	
933355	1505367	9/4/2014	270	549.00	
932271	1505336	9/4/2014	270	484.83	
933379	1505389	9/4/2014	270	452.50	
933358	1505369	9/4/2014	270	330.00	
933402	1505413	9/4/2014	270	290.00	
933360	1505371	9/4/2014	270	140.00	
933354	1505366	9/4/2014	270	50.00	
933353	1505365	9/4/2014	270	40.00	
933369	1505379	9/4/2014	270	8.66	
932254	142700901	9/4/2014	270		50,414,288.88
933362	8005566	9/4/2014	270		3,680.29
933421	15270090490	9/4/2014	270		31,737,822.16
933494	142700905	9/5/2014	270	78,955,000.00	
933383	142700901	9/5/2014	270	45,000,000.00	
933491	142700902	9/5/2014	270	45,000,000.00	
933492	142700903	9/5/2014	270	45,000,000.00	
933495	142700906	9/5/2014	270	9,000,000.00	
933497	14270090404EFT A	9/5/2014	270	6,545,114.76	
933831	1505521	9/5/2014	270	4,365,497.06	
933443	1505439	9/5/2014	270	700,000.00	
933866	1505556	9/5/2014	270	504,700.27	
933876	1505567	9/5/2014	270	401,329.21	
933823	1505514	9/5/2014	270	243,789.67	

Run Date: 6/30/2015
Run Time: 5:07:57PM

Demand Account Activity

Start Date: 7/1/2014 End Date: 6/30/2015

Page: 91
User: 0

Jnl. Entry	Ref #	Trx. Date	Ledger	Debit Amount	Credit Amount
933826	1505516	9/5/2014	270	150,417.29	
933833	1505523	9/5/2014	270	113,420.24	
933824	1505515	9/5/2014	270	83,105.07	
933832	1505522	9/5/2014	270	78,527.31	
933862	1505560	9/5/2014	270	68,022.15	
933503	14270090405CC All	9/5/2014	270	60,625.31	
933501	1505492	9/5/2014	270	51,227.85	
933472	1505477	9/5/2014	270	49,482.93	
933822	1505513	9/5/2014	270	42,422.80	
933474	1505475	9/5/2014	270	40,492.36	
933869	1505557	9/5/2014	270	32,197.96	
933507	1505493	9/5/2014	270	25,524.36	
933844	1505538	9/5/2014	270	23,096.73	
933861	1505559	9/5/2014	270	21,877.19	
933457	1505473	9/5/2014	270	20,781.72	
933830	1505520	9/5/2014	270	18,239.53	
933473	1505474	9/5/2014	270	16,914.12	
933846	1505539	9/5/2014	270	16,039.93	
933478	1505481	9/5/2014	270	15,783.56	
933486	1505471	9/5/2014	270	15,705.35	
933827	1505517	9/5/2014	270	13,765.95	
933828	1505518	9/5/2014	270	11,696.56	
933490	1505487	9/5/2014	270	10,352.00	
933454	1505446	9/5/2014	270	10,156.24	
933841	1505532	9/5/2014	270	8,386.53	
933483	1505469	9/5/2014	270	8,050.00	
933829	1505519	9/5/2014	270	7,748.81	
933806	1505503	9/5/2014	270	7,558.50	
933475	1505476	9/5/2014	270	7,502.06	
933485	1505470	9/5/2014	270	7,375.00	
933484	1505472	9/5/2014	270	7,251.31	
933500	1505488	9/5/2014	270	6,902.85	
933447	1505457	9/5/2014	270	6,420.19	
933802	1505501	9/5/2014	270	5,070.00	
933837	1505537	9/5/2014	270	3,735.64	
933482	1505468	9/5/2014	270	2,557.30	
933870	1505555	9/5/2014	270	2,428.24	
933848	1505558	9/5/2014	270	2,362.21	
933821	1505512	9/5/2014	270	2,196.85	
933865	1505554	9/5/2014	270	2,098.49	
933838	1505531	9/5/2014	270	1,768.19	
933468	1505466	9/5/2014	270	1,603.33	
933864	1505561	9/5/2014	270	1,468.43	
933839	1505530	9/5/2014	270	1,424.00	
933476	1505467	9/5/2014	270	1,278.16	
933458	1505449	9/5/2014	270	1,202.02	
933843	1505534	9/5/2014	270	1,141.50	
933842	1505533	9/5/2014	270	1,111.00	
933874	1505565	9/5/2014	270	1,050.00	
933805	1505502	9/5/2014	270	990.00	
933461	1505451	9/5/2014	270	820.73	
933845	1505535	9/5/2014	270	690.50	
933808	1505504	9/5/2014	270	590.00	
933451	1505459	9/5/2014	270	530.00	
933798	1505499	9/5/2014	270	423.00	
933488	1505482	9/5/2014	270	350.00	

Run Date: 6/30/2015
 Run Time: 5:07:57PM

Demand Account Activity

Start Date: 7/1/2014 End Date: 6/30/2015

Page: 92
 User: 0

Jnl. Entry	Ref #	Trx. Date	Ledger	Debit Amount	Credit Amount
933504	14270090406IFTA A	9/5/2014	270	332.79	
933479	1505479	9/5/2014	270	280.00	
933480	1505480	9/5/2014	270	277.00	
933489	1505483	9/5/2014	270	200.00	
933875	1505566	9/5/2014	270	200.00	
933847	1505536	9/5/2014	270	192.00	
933820	1505511	9/5/2014	270	160.00	
933882	1505571	9/5/2014	270	100.00	
933449	1505444	9/5/2014	270	100.00	
933450	1505458	9/5/2014	270	97.75	
933448	1505443	9/5/2014	270	70.00	
933452	1505445	9/5/2014	270	60.00	
933801	1505500	9/5/2014	270	60.00	
933510	1505498	9/5/2014	270	30.00	
933477	1505478	9/5/2014	270	4.25	
933506	8005569	9/5/2014	270		6,454.05
933493	142700904	9/5/2014	270		78,675,000.00
933817	142700907^	9/5/2014	270		163,584,763.53
934155	142700904	9/8/2014	270	9,000,000.00	
934156	14270090805EFT A	9/8/2014	270	4,943,924.14	
934153	142700902	9/8/2014	270	2,147,000.00	
934234	1505682	9/8/2014	270	2,083,000.00	
934201	1505640	9/8/2014	270	1,432,837.16	
934261	1505685	9/8/2014	270	540,000.00	
934211	1505641	9/8/2014	270	492,501.68	
934217	1505644	9/8/2014	270	436,361.90	
934262	1505686	9/8/2014	270	335,218.33	
934232	1505655	9/8/2014	270	267,654.42	
934146	1505598	9/8/2014	270	266,591.29	
934247	1505680	9/8/2014	270	122,933.00	
934215	1505642	9/8/2014	270	95,863.99	
934216	1505643	9/8/2014	270	63,151.64	
934252	1505681	9/8/2014	270	54,540.00	
934149	1505601	9/8/2014	270	45,022.02	
934200	1505629	9/8/2014	270	40,679.33	
934143	1505595	9/8/2014	270	39,034.77	
934204	1505632	9/8/2014	270	37,201.90	
934245	1505679	9/8/2014	270	35,057.36	
934219	1505645	9/8/2014	270	28,532.63	
934228	1505652	9/8/2014	270	28,165.50	
934150	1505602	9/8/2014	270	23,469.50	
934233	1505656	9/8/2014	270	20,059.46	
934227	1505651	9/8/2014	270	18,055.00	
934154	142700903	9/8/2014	270	13,750.00	
934205	1505633	9/8/2014	270	12,834.21	
934147	1505599	9/8/2014	270	10,705.82	
934206	1505634	9/8/2014	270	9,348.22	
934220	1505646	9/8/2014	270	6,846.62	
934207	1505635	9/8/2014	270	6,752.05	
934141	1505593	9/8/2014	270	6,707.54	
933912	1505596	9/8/2014	270	4,788.30	
934257	1505684	9/8/2014	270	4,757.00	
934157	14270090806CC All	9/8/2014	270	3,971.31	
934208	1505636	9/8/2014	270	3,857.00	
934209	1505637	9/8/2014	270	3,008.50	
934183	1505614	9/8/2014	270	2,906.00	

Run Date: 6/30/2015
 Run Time: 5:07:57PM

Demand Account Activity

Start Date: 7/1/2014 End Date: 6/30/2015

Page: 93
 User: 0

Jnl. Entry	Ref #	Trx. Date	Ledger	Debit Amount	Credit Amount
934187	1505619	9/8/2014	270	2,846.07	
934212	1505638	9/8/2014	270	2,297.52	
934142	1505594	9/8/2014	270	2,228.33	
934172	1505678	9/8/2014	270	2,092.50	
934144	1505597	9/8/2014	270	1,520.86	
934180	1505612	9/8/2014	270	1,440.00	
934229	1505653	9/8/2014	270	1,288.50	
934148	1505600	9/8/2014	270	913.50	
934177	1505610	9/8/2014	270	801.00	
934203	1505631	9/8/2014	270	664.96	
933909	1505592	9/8/2014	270	640.03	
934159	14270090808	9/8/2014	270	525.00	
934158	14270090807IFTA C	9/8/2014	270	476.93	
934182	1505613	9/8/2014	270	270.00	
934231	1505654	9/8/2014	270	260.00	
934185	1505615	9/8/2014	270	240.00	
934199	1505639	9/8/2014	270	160.71	
934179	1505611	9/8/2014	270	120.00	
934222	1505647	9/8/2014	270	93.74	
934174	1505609	9/8/2014	270	80.00	
934224	1505649	9/8/2014	270	55.85	
934226	1505650	9/8/2014	270	13.08	
934223	1505648	9/8/2014	270	12.90	
934202	1505630	9/8/2014	270	4.36	
934235	8005571	9/8/2014	270		11,056.56
934178	142700909	9/8/2014	270		14,871,748.36
934152	142700901	9/8/2014	270		147,000.00
934596	142700904	9/9/2014	270	12,000,000.00	
934600	142700905EFT AIR:	9/9/2014	270	8,165,741.69	
934655	1505764	9/9/2014	270	2,599,208.85	
934605	14300090907NON /	9/9/2014	270	1,682,346.58	
934656	1505765	9/9/2014	270	550,886.37	
934657	1505766	9/9/2014	270	466,481.45	
934627	1505738	9/9/2014	270	254,433.09	
934601	1505727	9/9/2014	270	252,658.50	
934640	1505751	9/9/2014	270	211,270.21	
934587	1505716	9/9/2014	270	159,307.95	
934574	1505719	9/9/2014	270	112,678.18	
934590	1505726	9/9/2014	270	107,513.50	
934662	1505770	9/9/2014	270	94,562.88	
934588	1505717	9/9/2014	270	70,187.65	
934658	1505767	9/9/2014	270	57,313.23	
934589	1505718	9/9/2014	270	57,300.00	
934659	1505768	9/9/2014	270	51,340.63	
934661	1505769	9/9/2014	270	49,431.41	
934651	1505760	9/9/2014	270	48,376.00	
934274	1505699	9/9/2014	270	44,890.00	
934663	1505772	9/9/2014	270	43,638.46	
934647	1505756	9/9/2014	270	35,559.31	
934582	1505711	9/9/2014	270	33,212.06	
934584	1505712	9/9/2014	270	32,108.35	
934581	1505713	9/9/2014	270	30,138.59	
934702	1505794	9/9/2014	270	28,221.58	
934652	1505761	9/9/2014	270	23,994.59	
934660	1505775	9/9/2014	270	21,139.01	
934583	1505714	9/9/2014	270	20,806.18	

Run Date: 6/30/2015
 Run Time: 5:07:57PM

Demand Account Activity

Start Date: 7/1/2014 End Date: 6/30/2015

Page: 94
 User: 0

Jnl. Entry	Ref #	Trx. Date	Ledger	Debit Amount	Credit Amount
934653	1505762	9/9/2014	270	20,736.94	
934602	14270090906CC All	9/9/2014	270	19,683.08	
934654	1505763	9/9/2014	270	18,050.00	
934703	1505795	9/9/2014	270	17,980.70	
934603	1505728	9/9/2014	270	11,745.97	
934667	1505771	9/9/2014	270	11,419.50	
934586	1505715	9/9/2014	270	11,261.85	
934580	1505708	9/9/2014	270	10,786.22	
934650	1505759	9/9/2014	270	9,806.80	
934278	1505709	9/9/2014	270	7,568.91	
934701	1505793	9/9/2014	270	7,195.00	
934626	1505737	9/9/2014	270	6,734.64	
934591	1505720	9/9/2014	270	6,597.57	
934276	1505701	9/9/2014	270	5,950.00	
934579	1505710	9/9/2014	270	5,360.30	
934632	1505743	9/9/2014	270	3,056.00	
934664	1505773	9/9/2014	270	2,880.00	
934634	1505745	9/9/2014	270	2,740.00	
934593	1505721	9/9/2014	270	2,706.63	
934607	14270090909ABC L	9/9/2014	270	2,250.00	
934577	1505706	9/9/2014	270	2,144.94	
934578	1505707	9/9/2014	270	2,127.36	
934625	1505736	9/9/2014	270	2,080.80	
934649	1505758	9/9/2014	270	1,935.69	
934275	1505700	9/9/2014	270	1,540.00	
934598	1505723	9/9/2014	270	909.00	
934628	1505739	9/9/2014	270	742.18	
934697	1505791	9/9/2014	270	550.00	
934635	1505746	9/9/2014	270	530.00	
934648	1505757	9/9/2014	270	473.01	
934665	1505774	9/9/2014	270	450.00	
934273	1505698	9/9/2014	270	425.00	
934699	1505792	9/9/2014	270	400.00	
934630	1505741	9/9/2014	270	398.00	
934272	1505697	9/9/2014	270	325.00	
934597	1505722	9/9/2014	270	290.00	
934695	1505790	9/9/2014	270	280.00	
934633	1505744	9/9/2014	270	240.00	
934629	1505740	9/9/2014	270	120.00	
934690	1505789	9/9/2014	270	116.25	
934631	1505742	9/9/2014	270	70.00	
934606	14270090908IFTA C	9/9/2014	270	22.02	
934704	1505796	9/9/2014	270	21.45	
934576	1505705	9/9/2014	270	1.00	
934624	8005572	9/9/2014	270		8,156.26
934642	142700910	9/9/2014	270		23,853,734.48
934573	142700901	9/9/2014	270		4,000,000.00
934594	142700902	9/9/2014	270		4,000,000.00
934595	142700903	9/9/2014	270		4,000,000.00
934717	142700901	9/10/2014	270	19,000,000.00	
934744	142700902	9/10/2014	270	19,000,000.00	
934746	142700903	9/10/2014	270	19,000,000.00	
934747	142700904	9/10/2014	270	9,000,000.00	
935174	1505930	9/10/2014	270	8,804,678.99	
934750	14270091006EFT A	9/10/2014	270	7,828,822.05	
935097	1505869	9/10/2014	270	2,427,926.81	

Run Date: 6/30/2015
 Run Time: 5:07:57PM

Demand Account Activity

Page: 95
 User: 0

Start Date: 7/1/2014 End Date: 6/30/2015

Jnl. Entry	Ref #	Trx. Date	Ledger	Debit Amount	Credit Amount
935099	1505871	9/10/2014	270	1,408,235.79	
934748	1505831	9/10/2014	270	1,395,726.14	
934751	1505832	9/10/2014	270	902,488.00	
934755	1505836	9/10/2014	270	800,000.00	
934752	1505833	9/10/2014	270	740,000.00	
934753	1505834	9/10/2014	270	456,565.00	
935098	1505870	9/10/2014	270	224,559.98	
935135	1505906	9/10/2014	270	161,059.00	
934754	1505835	9/10/2014	270	126,392.81	
935134	1505905	9/10/2014	270	96,201.00	
934741	1505827	9/10/2014	270	85,767.84	
935131	1505904	9/10/2014	270	71,140.00	
935136	1505907	9/10/2014	270	50,693.35	
935125	1505901	9/10/2014	270	47,909.23	
935120	1505897	9/10/2014	270	39,062.54	
934742	1505828	9/10/2014	270	34,468.98	
935129	1505902	9/10/2014	270	31,371.36	
935137	1505908	9/10/2014	270	30,918.92	
934732	1505818	9/10/2014	270	21,404.08	
934767	14270091007CC All	9/10/2014	270	17,423.86	
934711	1505804	9/10/2014	270	17,206.63	
934761	1505842	9/10/2014	270	15,000.00	
935124	1505898	9/10/2014	270	12,726.90	
935170	1505937	9/10/2014	270	11,254.00	
935127	1505899	9/10/2014	270	10,682.06	
935128	1505900	9/10/2014	270	10,384.00	
935115	1505888	9/10/2014	270	10,212.00	
934764	1505845	9/10/2014	270	10,117.06	
934743	1505829	9/10/2014	270	9,551.41	
934737	1505844	9/10/2014	270	7,857.47	
934740	1505826	9/10/2014	270	7,526.00	
935095	1505867	9/10/2014	270	7,338.41	
935141	1505913	9/10/2014	270	6,650.50	
934718	1505806	9/10/2014	270	5,301.50	
935096	1505868	9/10/2014	270	4,617.12	
935130	1505903	9/10/2014	270	4,574.64	
935121	1505894	9/10/2014	270	3,562.00	
935123	1505895	9/10/2014	270	3,521.88	
935083	1505856	9/10/2014	270	2,390.00	
935116	1505896	9/10/2014	270	2,367.00	
935133	1505909	9/10/2014	270	2,136.95	
935176	1505931	9/10/2014	270	2,007.00	
935081	1505854	9/10/2014	270	1,841.00	
935142	1505914	9/10/2014	270	1,166.00	
934679	1505912	9/10/2014	270	962.25	
934731	1505817	9/10/2014	270	920.00	
934733	1505819	9/10/2014	270	795.00	
935117	1505889	9/10/2014	270	714.00	
935178	1505932	9/10/2014	270	655.00	
934714	1505805	9/10/2014	270	640.88	
935085	1505860	9/10/2014	270	578.18	
935084	1505857	9/10/2014	270	460.00	
934758	1505839	9/10/2014	270	350.00	
935122	1505891	9/10/2014	270	343.20	
934768	14270091008IFTA C	9/10/2014	270	322.21	
934759	1505840	9/10/2014	270	320.00	

Run Date: 6/30/2015
 Run Time: 5:07:57PM

Demand Account Activity

Start Date: 7/1/2014 End Date: 6/30/2015

Page: 96
 User: 0

Jnl. Entry	Ref #	Trx. Date	Ledger	Debit Amount	Credit Amount
934992	1505851	9/10/2014	270	300.00	
935139	1505910	9/10/2014	270	245.00	
935080	1505853	9/10/2014	270	200.00	
934756	1505837	9/10/2014	270	140.00	
935082	1505855	9/10/2014	270	140.00	
934745	1505830	9/10/2014	270	90.82	
935179	1505933	9/10/2014	270	60.00	
934762	1505892	9/10/2014	270	60.00	
935094	1505866	9/10/2014	270	54.31	
935079	1505852	9/10/2014	270	40.00	
934739	1505843	9/10/2014	270	30.36	
934757	1505838	9/10/2014	270	20.00	
934716	1505841	9/10/2014	270	13.02	
935119	1505893	9/10/2014	270	12.00	
935118	1505890	9/10/2014	270	4.00	
935078	8005574	9/10/2014	270		829.32
934749	142700905	9/10/2014	270		8,804,678.99
934781	142700909	9/10/2014	270		81,527,339.45
935251	1506032	9/11/2014	270	154,054,879.58	
935591	Back Out Journal Er	9/11/2014	270	63,000,000.00	
935232	14270091108EFT A	9/11/2014	270	20,606,092.87	
935599	142700912	9/11/2014	270	19,700,000.00	
935231	142700907	9/11/2014	270	16,000,000.00	
935230	142700906	9/11/2014	270	4,000,000.00	
935209	1505966	9/11/2014	270	2,500,000.00	
935229	142700905	9/11/2014	270	434,100.00	
935215	1505967	9/11/2014	270	220,393.62	
935621	1506079	9/11/2014	270	188,070.05	
935574	1506043	9/11/2014	270	127,997.00	
935576	1506044	9/11/2014	270	116,990.37	
935577	1506045	9/11/2014	270	112,777.04	
935221	1505969	9/11/2014	270	102,564.41	
935578	1506046	9/11/2014	270	82,052.11	
935579	1506047	9/11/2014	270	73,815.97	
935269	1506006	9/11/2014	270	68,754.16	
935210	1505972	9/11/2014	270	62,304.01	
935583	1506048	9/11/2014	270	61,797.62	
935233	14270091109CC All	9/11/2014	270	38,774.92	
935566	1506029	9/11/2014	270	30,032.69	
935247	1505986	9/11/2014	270	27,836.38	
935213	1505973	9/11/2014	270	23,580.08	
935218	1505968	9/11/2014	270	22,982.16	
935206	1505963	9/11/2014	270	22,852.80	
935217	1505974	9/11/2014	270	19,070.33	
935589	1506051	9/11/2014	270	17,741.43	
935246	1505985	9/11/2014	270	15,770.85	
935199	1505964	9/11/2014	270	13,821.24	
935207	1505975	9/11/2014	270	12,147.26	
935617	1506077	9/11/2014	270	12,087.60	
935262	1505998	9/11/2014	270	11,322.00	
935572	1506041	9/11/2014	270	11,029.21	
935256	1505992	9/11/2014	270	8,896.19	
935590	1506052	9/11/2014	270	8,026.44	
935573	1506042	9/11/2014	270	7,565.79	
935204	1505965	9/11/2014	270	7,000.00	
935565	1506038	9/11/2014	270	6,752.43	

Run Date: 6/30/2015
 Run Time: 5:07:57PM

Demand Account Activity

Start Date: 7/1/2014 End Date: 6/30/2015

Page: 97
 User: 0

Jnl. Entry	Ref #	Trx. Date	Ledger	Debit Amount	Credit Amount
935194	1506057	9/11/2014	270	6,723.00	
935203	1505959	9/11/2014	270	6,372.00	
935211	1505976	9/11/2014	270	5,403.02	
935260	1505996	9/11/2014	270	4,540.00	
935615	1506076	9/11/2014	270	4,473.00	
935205	1505960	9/11/2014	270	4,111.00	
935569	1506040	9/11/2014	270	2,862.48	
935560	1506034	9/11/2014	270	2,730.07	
935192	1505961	9/11/2014	270	2,500.00	
935202	1505962	9/11/2014	270	2,483.20	
935585	1506049	9/11/2014	270	2,307.01	
935222	1505970	9/11/2014	270	1,712.04	
935567	1506030	9/11/2014	270	1,500.75	
935618	1506078	9/11/2014	270	1,275.81	
935595	1506075	9/11/2014	270	1,180.00	
935223	1505971	9/11/2014	270	943.85	
935224	1505984	9/11/2014	270	881.16	
935263	1505999	9/11/2014	270	880.00	
935261	1505997	9/11/2014	270	860.00	
935201	1505958	9/11/2014	270	849.00	
935216	1505979	9/11/2014	270	727.50	
935587	1506050	9/11/2014	270	570.38	
935564	1506037	9/11/2014	270	561.50	
935234	14270091110IFTA C	9/11/2014	270	533.42	
935563	1506036	9/11/2014	270	519.36	
935258	1505994	9/11/2014	270	476.00	
935264	1506002	9/11/2014	270	475.93	
935268	1506005	9/11/2014	270	450.00	
935188	1505950	9/11/2014	270	436.13	
935184	1505946	9/11/2014	270	432.68	
935189	1505951	9/11/2014	270	416.30	
935570	1506031	9/11/2014	270	385.00	
935561	1506035	9/11/2014	270	379.60	
935568	1506039	9/11/2014	270	335.00	
935212	1505977	9/11/2014	270	321.12	
935200	1505957	9/11/2014	270	250.17	
935265	1506004	9/11/2014	270	140.00	
935259	1505995	9/11/2014	270	130.00	
935187	1505949	9/11/2014	270	120.00	
935601	1506067	9/11/2014	270	100.00	
935190	1505952	9/11/2014	270	80.07	
935214	1505978	9/11/2014	270	80.00	
935257	1505993	9/11/2014	270	70.00	
935185	1505947	9/11/2014	270	40.00	
935186	1505948	9/11/2014	270	30.00	
935556	1506033	9/11/2014	270	10.57	
935559	8005576	9/11/2014	270		3,045.42
935248	142700911	9/11/2014	270		12,409,530.95
935225	142700901	9/11/2014	270		63,000,000.00
935226	142700902	9/11/2014	270		63,000,000.00
935227	142700903	9/11/2014	270		63,000,000.00
935228	142700904	9/11/2014	270		435,958.00
935195	142700901	9/11/2014	270		63,000,000.00
935667	142700907	9/12/2014	270	39,390,000.00	
935657	142700901	9/12/2014	270	33,000,000.00	
935662	142700902	9/12/2014	270	33,000,000.00	

Run Date: 6/30/2015
Run Time: 5:07:57PM

Demand Account Activity

Start Date: 7/1/2014 End Date: 6/30/2015

Page: 98
User: 0

Jnl. Entry	Ref #	Trx. Date	Ledger	Debit Amount	Credit Amount
935663	142700903	9/12/2014	270	33,000,000.00	
935664	142700904	9/12/2014	270	30,000,000.00	
935668	14270091208EFT A	9/12/2014	270	13,073,566.31	
935992	1506201	9/12/2014	270	10,745,382.43	
935665	142700905	9/12/2014	270	8,000,000.00	
935751	1506170	9/12/2014	270	1,649,889.43	
935740	1506162	9/12/2014	270	1,529,065.72	
935765	1506186	9/12/2014	270	1,325,075.75	
935772	1506194	9/12/2014	270	703,126.57	
935683	1506124	9/12/2014	270	339,332.74	
935681	1506123	9/12/2014	270	312,999.38	
935753	1506171	9/12/2014	270	185,263.68	
935673	1506113	9/12/2014	270	127,602.47	
935682	1506118	9/12/2014	270	79,476.02	
935744	1506166	9/12/2014	270	49,876.76	
935684	1506125	9/12/2014	270	45,270.23	
935745	1506167	9/12/2014	270	35,481.31	
935748	1506168	9/12/2014	270	33,982.76	
935685	1506126	9/12/2014	270	33,761.02	
935769	1506196	9/12/2014	270	32,886.30	
935741	1506163	9/12/2014	270	29,174.50	
935775	1506195	9/12/2014	270	25,746.98	
935742	1506164	9/12/2014	270	25,000.00	
935736	1506159	9/12/2014	270	20,495.55	
935686	1506127	9/12/2014	270	19,979.29	
935687	1506128	9/12/2014	270	18,035.73	
935749	1506169	9/12/2014	270	17,823.21	
935688	1506119	9/12/2014	270	16,372.00	
935680	1506117	9/12/2014	270	16,134.12	
935737	1506160	9/12/2014	270	15,622.32	
935678	1506116	9/12/2014	270	11,949.00	
935767	1506187	9/12/2014	270	10,673.88	
935674	1506120	9/12/2014	270	9,926.17	
935726	1506149	9/12/2014	270	4,091.04	
935675	1506121	9/12/2014	270	3,924.15	
935720	1506145	9/12/2014	270	3,350.50	
935725	1506148	9/12/2014	270	2,565.00	
935696	14270091209CC All	9/12/2014	270	2,204.14	
935676	1506115	9/12/2014	270	2,144.74	
935689	1506129	9/12/2014	270	1,922.00	
935739	1506161	9/12/2014	270	1,753.63	
935677	1506122	9/12/2014	270	1,660.75	
935743	1506165	9/12/2014	270	1,640.00	
935764	1506185	9/12/2014	270	1,350.00	
935770	1506188	9/12/2014	270	962.23	
935693	1506132	9/12/2014	270	862.00	
935715	1506143	9/12/2014	270	764.50	
935670	1506111	9/12/2014	270	740.00	
935761	1506189	9/12/2014	270	594.51	
935723	1506147	9/12/2014	270	480.00	
935697	14270091210IFTA C	9/12/2014	270	414.98	
935735	1506158	9/12/2014	270	408.58	
935694	1506133	9/12/2014	270	400.00	
935671	1506114	9/12/2014	270	332.64	
935768	1506191	9/12/2014	270	293.00	
935721	1506146	9/12/2014	270	270.00	

Run Date: 6/30/2015
 Run Time: 5:07:57PM

Demand Account Activity

Start Date: 7/1/2014 End Date: 6/30/2015

Page: 99
 User: 0

Jnl. Entry	Ref #	Trx. Date	Ledger	Debit Amount	Credit Amount
935645	1506096	9/12/2014	270	180.33	
935766	1506190	9/12/2014	270	180.00	
935773	1506197	9/12/2014	270	160.00	
935692	1506131	9/12/2014	270	130.80	
935672	1506112	9/12/2014	270	128.24	
935717	1506144	9/12/2014	270	100.00	
935690	1506130	9/12/2014	270	70.00	
935706	1506142	9/12/2014	270	40.00	
935724	8005577	9/12/2014	270		5,117.99
936123	Receipt Error #1505	9/12/2014	270		0.03
935716	142700911	9/12/2014	270		220,139,787.42
935666	142700906	9/12/2014	270		10,745,382.43
936182	14270091208EFT A	9/15/2014	270	46,264,431.90	
936179	142700905	9/15/2014	270	14,243,482.35	
936180	142700906	9/15/2014	270	10,000,000.00	
936220	1506272	9/15/2014	270	5,371,694.20	
936221	1506274	9/15/2014	270	1,993,870.45	
936232	1506286	9/15/2014	270	544,900.76	
936266	1506316	9/15/2014	270	523,000.00	
936174	1506235	9/15/2014	270	325,640.88	
936245	1506300	9/15/2014	270	312,149.35	
936222	1506275	9/15/2014	270	231,841.79	
936234	1506288	9/15/2014	270	85,804.41	
936218	1506270	9/15/2014	270	77,582.60	
936258	1506310	9/15/2014	270	57,411.90	
936246	1506317	9/15/2014	270	48,716.25	
936147	1506238	9/15/2014	270	46,796.22	
936168	1506233	9/15/2014	270	38,981.96	
936257	1506309	9/15/2014	270	34,863.71	
936211	1506308	9/15/2014	270	34,300.92	
936233	1506287	9/15/2014	270	33,712.80	
936250	1506303	9/15/2014	270	32,890.71	
936169	1506249	9/15/2014	270	30,025.60	
936230	1506284	9/15/2014	270	28,735.88	
936181	142700907	9/15/2014	270	27,450.00	
936172	1506234	9/15/2014	270	25,480.56	
936223	1506276	9/15/2014	270	25,000.00	
936160	1506229	9/15/2014	270	24,294.07	
936188	14270091209CC All	9/15/2014	270	18,611.92	
936161	1506230	9/15/2014	270	17,237.84	
936175	1506236	9/15/2014	270	16,713.26	
936163	1506231	9/15/2014	270	15,227.40	
936176	1506237	9/15/2014	270	15,204.68	
936241	1506293	9/15/2014	270	14,754.56	
936219	1506271	9/15/2014	270	14,196.00	
936239	1506292	9/15/2014	270	14,063.82	
936236	1506290	9/15/2014	270	12,400.66	
936235	1506289	9/15/2014	270	11,872.95	
936228	1506281	9/15/2014	270	10,540.33	
936229	1506282	9/15/2014	270	10,345.31	
936237	1506291	9/15/2014	270	10,157.97	
936216	1506268	9/15/2014	270	10,023.10	
936156	1506226	9/15/2014	270	8,500.00	
936224	1506277	9/15/2014	270	7,322.81	
936207	1506294	9/15/2014	270	6,262.37	
936144	1506221	9/15/2014	270	6,181.00	

Run Date: 6/30/2015
 Run Time: 5:07:57PM

Demand Account Activity

Start Date: 7/1/2014 End Date: 6/30/2015

Page: 100
 User: 0

Jnl. Entry	Ref #	Trx. Date	Ledger	Debit Amount	Credit Amount
936143	1506220	9/15/2014	270	5,398.79	
936165	1506232	9/15/2014	270	5,000.00	
936209	1506260	9/15/2014	270	4,772.56	
936173	1506244	9/15/2014	270	4,294.25	
936263	1506315	9/15/2014	270	4,165.50	
936240	1506296	9/15/2014	270	4,160.50	
936238	1506295	9/15/2014	270	3,780.00	
936157	1506227	9/15/2014	270	3,401.88	
936159	1506228	9/15/2014	270	2,937.34	
936183	1506256	9/15/2014	270	2,355.00	
936158	1506239	9/15/2014	270	2,352.84	
936201	1506258	9/15/2014	270	2,317.00	
936247	1506301	9/15/2014	270	1,987.60	
936242	1506297	9/15/2014	270	1,602.00	
936231	1506285	9/15/2014	270	1,382.36	
936227	1506280	9/15/2014	270	857.65	
936243	1506298	9/15/2014	270	550.65	
936153	1506224	9/15/2014	270	500.00	
936171	1506243	9/15/2014	270	493.85	
936204	1506257	9/15/2014	270	450.00	
936162	1506240	9/15/2014	270	445.00	
936155	1506225	9/15/2014	270	410.00	
936249	1506302	9/15/2014	270	360.00	
936244	1506299	9/15/2014	270	310.00	
936217	1506269	9/15/2014	270	281.81	
936166	1506241	9/15/2014	270	250.00	
936205	1506259	9/15/2014	270	180.00	
936170	1506242	9/15/2014	270	153.00	
936199	1506262	9/15/2014	270	130.00	
936189	14270091210IFTA C	9/15/2014	270	60.28	
936208	1506263	9/15/2014	270	55.00	
936210	1506261	9/15/2014	270	40.00	
936148	142700901	9/15/2014	270		16,000,000.00
936149	142700902	9/15/2014	270		16,000,000.00
936150	142700903	9/15/2014	270		16,000,000.00
936151	142700904	9/15/2014	270		1,000,000.00
936270	142700912	9/15/2014	270		21,257,903.72
936820	14270091607EFT A	9/16/2014	270	147,045,568.72	
936819	142700906	9/16/2014	270	15,000,000.00	
936818	142700905	9/16/2014	270	10,000,000.00	
937173	1506445	9/16/2014	270	1,474,388.86	
937171	1506443	9/16/2014	270	1,388,397.90	
937212	1506493	9/16/2014	270	1,300,000.00	
936844	1506380	9/16/2014	270	1,255,658.49	
937135	1506415	9/16/2014	270	472,134.35	
937140	1506418	9/16/2014	270	404,390.58	
936812	1506381	9/16/2014	270	271,853.52	
937141	1506419	9/16/2014	270	244,056.84	
937222	1506494	9/16/2014	270	225,000.00	
936827	1506367	9/16/2014	270	224,039.33	
937165	1506438	9/16/2014	270	136,619.50	
937142	1506420	9/16/2014	270	129,164.93	
937170	1506442	9/16/2014	270	113,732.32	
937174	1506446	9/16/2014	270	93,992.35	
937138	1506416	9/16/2014	270	60,032.94	
936825	1506365	9/16/2014	270	41,189.39	

Run Date: 6/30/2015
 Run Time: 5:07:57PM

Demand Account Activity

Page: 101
 User: 0

Start Date: 7/1/2014 End Date: 6/30/2015

Jnl. Entry	Ref #	Trx. Date	Ledger	Debit Amount	Credit Amount
937139	1506417	9/16/2014	270	37,757.99	
937172	1506444	9/16/2014	270	37,041.30	
937148	1506425	9/16/2014	270	34,742.11	
937152	1506428	9/16/2014	270	31,515.25	
936826	1506366	9/16/2014	270	31,324.27	
937168	1506441	9/16/2014	270	16,799.48	
937223	1506495	9/16/2014	270	16,624.28	
937163	1506436	9/16/2014	270	16,308.15	
936831	1506371	9/16/2014	270	16,272.41	
937167	1506440	9/16/2014	270	14,248.26	
937160	1506434	9/16/2014	270	12,809.90	
937162	1506435	9/16/2014	270	12,422.48	
936830	1506370	9/16/2014	270	10,553.43	
937149	1506426	9/16/2014	270	9,277.40	
937067	14270091608CC All	9/16/2014	270	9,091.49	
937159	1506433	9/16/2014	270	8,242.53	
936829	1506369	9/16/2014	270	8,154.89	
936828	1506368	9/16/2014	270	8,090.75	
937155	1506430	9/16/2014	270	4,438.81	
937164	1506437	9/16/2014	270	4,438.38	
937158	1506432	9/16/2014	270	3,624.00	
936837	1506376	9/16/2014	270	2,530.00	
936834	1506374	9/16/2014	270	2,440.00	
937147	1506424	9/16/2014	270	2,035.80	
937143	1506421	9/16/2014	270	1,842.84	
936803	1506352	9/16/2014	270	1,300.00	
936832	1506372	9/16/2014	270	1,114.32	
936800	1506350	9/16/2014	270	1,020.00	
937146	1506423	9/16/2014	270	990.00	
937166	1506439	9/16/2014	270	923.43	
937069	14270091609IFTA C	9/16/2014	270	796.80	
936842	1506378	9/16/2014	270	714.50	
937144	1506422	9/16/2014	270	645.96	
937156	1506431	9/16/2014	270	579.98	
936824	1506364	9/16/2014	270	550.00	
937153	1506429	9/16/2014	270	524.34	
936833	1506373	9/16/2014	270	470.00	
937150	1506427	9/16/2014	270	292.00	
936822	1506362	9/16/2014	270	280.00	
936821	1506361	9/16/2014	270	275.00	
936838	1506383	9/16/2014	270	235.00	
936801	1506351	9/16/2014	270	212.50	
936836	1506375	9/16/2014	270	200.00	
936823	1506363	9/16/2014	270	140.00	
936843	1506379	9/16/2014	270	70.00	
936840	1506377	9/16/2014	270	60.00	
936835	1506382	9/16/2014	270	55.78	
936839	1506384	9/16/2014	270	8.50	
936849	8005580	9/16/2014	270		555,590.83
936813	142700901	9/16/2014	270		47,000,000.00
937114	142700910	9/16/2014	270		22,058,270.75
936814	142700902	9/16/2014	270		47,000,000.00
936815	142700903	9/16/2014	270		47,000,000.00
936816	142700904	9/16/2014	270		19,680,350.69
937294	14270091711EFT A	9/17/2014	270	56,956,351.51	
937290	142700907	9/17/2014	270	10,000,000.00	

Run Date: 6/30/2015
 Run Time: 5:07:57PM

Demand Account Activity

Page: 102
 User: 0

Start Date: 7/1/2014 End Date: 6/30/2015

Jnl. Entry	Ref #	Trx. Date	Ledger	Debit Amount	Credit Amount
937292	142700908	9/17/2014	270	10,000,000.00	
937321	1506616	9/17/2014	270	9,318,237.80	
937303	1506549	9/17/2014	270	2,494,696.60	
937302	1506546	9/17/2014	270	1,017,326.69	
937308	1506548	9/17/2014	270	326,677.33	
937293	142700909	9/17/2014	270	237,500.00	
937644	1506571	9/17/2014	270	223,799.64	
937287	142700905	9/17/2014	270	204,654.00	
937676	1506606	9/17/2014	270	167,360.82	
937271	1506528	9/17/2014	270	80,365.28	
937664	1506600	9/17/2014	270	72,970.00	
937675	1506605	9/17/2014	270	58,230.64	
937674	1506604	9/17/2014	270	42,074.31	
937647	1506572	9/17/2014	270	33,712.80	
937265	1506526	9/17/2014	270	27,158.65	
937672	1506603	9/17/2014	270	23,502.83	
937276	1506524	9/17/2014	270	23,029.78	
937278	1506525	9/17/2014	270	21,703.30	
937305	1506547	9/17/2014	270	18,565.76	
937641	1506570	9/17/2014	270	15,260.11	
937312	14270091712CC All	9/17/2014	270	12,676.13	
937649	1506573	9/17/2014	270	12,536.32	
937686	1506619	9/17/2014	270	12,529.00	
937269	1506527	9/17/2014	270	11,216.00	
937304	1506551	9/17/2014	270	9,302.60	
937651	1506574	9/17/2014	270	8,976.37	
937652	1506575	9/17/2014	270	8,870.00	
937637	1506567	9/17/2014	270	8,572.91	
937653	1506576	9/17/2014	270	7,329.83	
937328	1506602	9/17/2014	270	6,958.00	
937275	1506530	9/17/2014	270	6,560.03	
937274	1506523	9/17/2014	270	6,414.85	
937301	1506550	9/17/2014	270	6,169.87	
937654	1506577	9/17/2014	270	4,903.32	
937258	1506512	9/17/2014	270	4,259.60	
937273	1506529	9/17/2014	270	3,313.78	
937257	1506511	9/17/2014	270	3,152.19	
937296	1506578	9/17/2014	270	3,069.00	
937638	1506568	9/17/2014	270	2,997.80	
937272	1506522	9/17/2014	270	2,735.44	
937640	1506579	9/17/2014	270	2,719.00	
937643	1506580	9/17/2014	270	2,233.00	
937319	1506556	9/17/2014	270	1,791.00	
937311	1506557	9/17/2014	270	1,675.00	
937277	1506531	9/17/2014	270	1,525.00	
937661	1506588	9/17/2014	270	1,030.50	
937662	1506589	9/17/2014	270	863.00	
937645	1506581	9/17/2014	270	841.35	
937264	1506519	9/17/2014	270	727.00	
937279	1506532	9/17/2014	270	484.83	
937639	1506569	9/17/2014	270	445.00	
937268	1506520	9/17/2014	270	412.67	
937711	1506620	9/17/2014	270	350.00	
937320	1506558	9/17/2014	270	320.00	
937252	1506534	9/17/2014	270	275.00	
937313	14270091713IFTA C	9/17/2014	270	269.99	

Run Date: 6/30/2015
 Run Time: 5:07:57PM

Demand Account Activity

Page: 103
 User: 0

Start Date: 7/1/2014 End Date: 6/30/2015

Jnl. Entry	Ref #	Trx. Date	Ledger	Debit Amount	Credit Amount
937270	1506521	9/17/2014	270	261.80	
937318	1506555	9/17/2014	270	140.00	
937310	1506553	9/17/2014	270	130.00	
937315	1506559	9/17/2014	270	130.00	
937646	1506582	9/17/2014	270	96.00	
937712	1506621	9/17/2014	270	50.00	
937316	1506554	9/17/2014	270	40.00	
937648	1506583	9/17/2014	270	32.00	
937656	1506584	9/17/2014	270	28.00	
937657	1506585	9/17/2014	270	12.00	
937659	1506586	9/17/2014	270	8.00	
937660	1506587	9/17/2014	270	4.00	
937325	8005582	9/17/2014	270		1,124.78
937266	142700901	9/17/2014	270		18,000,000.00
937284	142700902	9/17/2014	270		18,000,000.00
937285	142700903	9/17/2014	270		18,000,000.00
937286	142700904	9/17/2014	270		12,316,239.00
937288	142700906	9/17/2014	270		9,318,237.80
937681	142700914	9/17/2014	270		19,070,903.31
937314	142700910	9/17/2014	270		237,500.00
937795	1506681	9/18/2014	270	52,613,269.74	
937867	142700905	9/18/2014	270	26,000,000.00	
937746	14270091806EFT A	9/18/2014	270	17,336,866.68	
937736	1506640	9/18/2014	270	1,134,252.36	
937731	1506637	9/18/2014	270	1,092,286.38	
937782	1506677	9/18/2014	270	1,044,497.55	
937791	1506680	9/18/2014	270	886,852.19	
937737	1506646	9/18/2014	270	846,575.16	
937728	1506630	9/18/2014	270	750,000.00	
937796	1506682	9/18/2014	270	738,649.56	
937786	1506683	9/18/2014	270	595,039.47	
937714	1506625	9/18/2014	270	464,666.15	
938946	1506777	9/18/2014	270	351,898.13	
937719	1506638	9/18/2014	270	329,360.77	
937832	1506720	9/18/2014	270	283,047.88	
937802	142700904	9/18/2014	270	237,500.00	
937798	1506684	9/18/2014	270	187,894.88	
937819	1506707	9/18/2014	270	144,732.00	
937803	1506685	9/18/2014	270	135,931.66	
938970	1506798	9/18/2014	270	108,509.87	
937721	1506627	9/18/2014	270	97,463.16	
937818	1506706	9/18/2014	270	86,658.00	
937723	1506628	9/18/2014	270	64,722.00	
937732	1506639	9/18/2014	270	58,217.03	
937722	1506632	9/18/2014	270	51,522.85	
938937	1506771	9/18/2014	270	50,502.32	
937809	1506691	9/18/2014	270	45,936.46	
937724	1506633	9/18/2014	270	45,350.50	
937771	1506657	9/18/2014	270	40,049.89	
937726	1506634	9/18/2014	270	38,145.35	
937740	1506643	9/18/2014	270	37,114.20	
937817	1506705	9/18/2014	270	28,082.00	
938950	1506775	9/18/2014	270	27,568.09	
937748	14270091807CC All	9/18/2014	270	27,280.71	
937784	1506696	9/18/2014	270	24,436.44	
937816	1506704	9/18/2014	270	20,693.00	

Run Date: 6/30/2015
 Run Time: 5:07:57PM

Demand Account Activity

Start Date: 7/1/2014 End Date: 6/30/2015

Page: 104
 User: 0

Jnl. Entry	Ref #	Trx. Date	Ledger	Debit Amount	Credit Amount
937729	1506636	9/18/2014	270	18,968.03	
937831	1506719	9/18/2014	270	18,017.62	
937727	1506635	9/18/2014	270	17,449.19	
938952	1506784	9/18/2014	270	17,237.84	
938947	1506774	9/18/2014	270	15,620.87	
937800	1506699	9/18/2014	270	14,081.45	
937718	1506631	9/18/2014	270	14,019.25	
937813	1506695	9/18/2014	270	9,291.59	
937768	1506663	9/18/2014	270	9,218.00	
937799	1506698	9/18/2014	270	8,621.36	
937797	1506697	9/18/2014	270	7,857.32	
937720	1506626	9/18/2014	270	6,740.89	
937787	1506679	9/18/2014	270	6,117.89	
938971	1506799	9/18/2014	270	5,330.00	
938945	1506773	9/18/2014	270	5,017.50	
937734	1506641	9/18/2014	270	5,000.00	
937741	1506661	9/18/2014	270	3,385.00	
937777	1506670	9/18/2014	270	2,753.13	
937811	1506693	9/18/2014	270	2,415.10	
938966	1506794	9/18/2014	270	1,724.00	
938944	1506772	9/18/2014	270	1,546.04	
937739	1506642	9/18/2014	270	1,424.50	
938967	1506795	9/18/2014	270	1,369.64	
938956	1506786	9/18/2014	270	863.84	
937774	1506659	9/18/2014	270	725.00	
937769	1506664	9/18/2014	270	720.00	
937812	1506694	9/18/2014	270	659.00	
937730	1506644	9/18/2014	270	655.00	
937767	1506662	9/18/2014	270	650.00	
937830	1506718	9/18/2014	270	602.95	
937725	1506629	9/18/2014	270	487.99	
937810	1506692	9/18/2014	270	407.50	
938969	1506797	9/18/2014	270	390.00	
938951	1506780	9/18/2014	270	368.50	
938958	1506787	9/18/2014	270	329.12	
937770	1506665	9/18/2014	270	322.36	
938960	1506788	9/18/2014	270	316.49	
938948	1506778	9/18/2014	270	307.52	
938933	1506779	9/18/2014	270	302.00	
937735	1506645	9/18/2014	270	300.00	
938965	1506793	9/18/2014	270	200.89	
937775	1506660	9/18/2014	270	150.00	
938968	1506796	9/18/2014	270	93.90	
938954	1506782	9/18/2014	270	80.00	
938955	1506783	9/18/2014	270	70.00	
937749	14270091808IFTA C	9/18/2014	270	57.18	
937773	1506658	9/18/2014	270	50.00	
937801	1506700	9/18/2014	270	46.00	
938953	1506781	9/18/2014	270	28.01	
938957	1506785	9/18/2014	270	19.56	
938938	1506776	9/18/2014	270	18.66	
937793	8005584	9/18/2014	270		242,593.70
937762	142700909	9/18/2014	270		30,388,371.97
937717	142700901	9/18/2014	270		25,000,000.00
937744	142700902	9/18/2014	270		25,000,000.00
937745	142700903	9/18/2014	270		25,000,000.00

Run Date: 6/30/2015
Run Time: 5:07:57PM

Demand Account Activity

Start Date: 7/1/2014 End Date: 6/30/2015

Page: 105
User: 0

Jnl. Entry	Ref #	Trx. Date	Ledger	Debit Amount	Credit Amount
939287	142700901	9/19/2014	270	41,000,000.00	
939298	142700902	9/19/2014	270	41,000,000.00	
939299	142700903	9/19/2014	270	41,000,000.00	
939301	142700905	9/19/2014	270	19,000,000.00	
939381	1506919	9/19/2014	270	10,277,872.46	
939300	142700904	9/19/2014	270	10,000,000.00	
939304	14270091908EFT A	9/19/2014	270	7,539,598.96	
939380	1506878	9/19/2014	270	1,259,785.10	
939413	1506909	9/19/2014	270	1,023,311.43	
939376	1506875	9/19/2014	270	509,270.71	
939303	142700907	9/19/2014	270	393,622.00	
939323	1506840	9/19/2014	270	287,263.25	
939351	1506851	9/19/2014	270	249,882.54	
939379	1506877	9/19/2014	270	175,628.48	
939289	1506811	9/19/2014	270	79,678.56	
939377	1506876	9/19/2014	270	58,403.41	
939331	1506841	9/19/2014	270	57,110.52	
939384	1506881	9/19/2014	270	35,096.95	
939293	1506812	9/19/2014	270	27,250.59	
939373	1506872	9/19/2014	270	26,854.56	
939383	1506880	9/19/2014	270	26,441.29	
939288	1506814	9/19/2014	270	24,974.60	
939352	1506852	9/19/2014	270	22,053.50	
939355	1506866	9/19/2014	270	20,849.99	
939382	1506879	9/19/2014	270	15,236.23	
939410	1506907	9/19/2014	270	14,866.02	
939291	1506816	9/19/2014	270	13,430.24	
939290	1506815	9/19/2014	270	11,900.00	
938978	1506808	9/19/2014	270	11,300.00	
939294	1506813	9/19/2014	270	11,215.00	
939360	1506887	9/19/2014	270	10,851.00	
939375	1506874	9/19/2014	270	6,632.09	
939332	1506842	9/19/2014	270	6,113.62	
939368	1506863	9/19/2014	270	4,987.00	
939309	1506828	9/19/2014	270	4,982.12	
939327	1506832	9/19/2014	270	4,371.00	
939374	1506873	9/19/2014	270	4,159.00	
939357	1506867	9/19/2014	270	4,046.66	
939425	1506918	9/19/2014	270	3,965.00	
939316	14270091909CC All	9/19/2014	270	3,676.02	
938981	1506810	9/19/2014	270	3,293.00	
939353	1506865	9/19/2014	270	3,153.00	
939296	1506818	9/19/2014	270	3,021.20	
939424	1506917	9/19/2014	270	2,809.00	
938979	1506864	9/19/2014	270	2,704.00	
939329	1506834	9/19/2014	270	2,130.00	
939412	1506908	9/19/2014	270	2,126.66	
939362	1506855	9/19/2014	270	1,379.50	
939333	1506843	9/19/2014	270	822.21	
939324	1506831	9/19/2014	270	820.50	
939322	1506839	9/19/2014	270	793.71	
939321	1506836	9/19/2014	270	488.00	
939359	1506854	9/19/2014	270	440.00	
939367	1506862	9/19/2014	270	423.64	
939358	1506858	9/19/2014	270	400.00	
939312	1506835	9/19/2014	270	390.00	

Run Date: 6/30/2015
 Run Time: 5:07:57PM

Demand Account Activity

Start Date: 7/1/2014 End Date: 6/30/2015

Page: 106
 User: 0

Jnl. Entry	Ref #	Trx. Date	Ledger	Debit Amount	Credit Amount
939328	1506833	9/19/2014	270	340.00	
939414	1506910	9/19/2014	270	310.65	
938973	1506802	9/19/2014	270	201.19	
939385	1506882	9/19/2014	270	176.93	
939356	1506857	9/19/2014	270	140.00	
939317	1506829	9/19/2014	270	132.00	
939335	1506844	9/19/2014	270	129.54	
939315	1506837	9/19/2014	270	100.00	
938975	1506804	9/19/2014	270	90.00	
939386	1506883	9/19/2014	270	88.00	
938974	1506803	9/19/2014	270	76.30	
939318	14270091910IFTA C	9/19/2014	270	62.22	
939336	1506856	9/19/2014	270	50.00	
939319	1506838	9/19/2014	270	40.00	
939320	1506830	9/19/2014	270	25.00	
939364	1506861	9/19/2014	270	20.00	
939361	1506859	9/19/2014	270	16.00	
939363	1506860	9/19/2014	270	16.00	
939342	1506850	9/19/2014	270	8.00	
939354	1506853	9/19/2014	270	6.72	
939313	8005585	9/19/2014	270		7,229,973.83
939302	142700906	9/19/2014	270		10,277,872.46
939348	142700911	9/19/2014	270		155,382,008.86
939470	142700906	9/22/2014	270	39,763,000.00	
939472	14270092208EFT A	9/22/2014	270	39,208,827.60	
939471	142700907	9/22/2014	270	20,000,000.00	
939518	1506984	9/22/2014	270	3,406,469.90	
939468	142700904	9/22/2014	270	1,720,056.25	
939448	1506939	9/22/2014	270	800,000.00	
939567	1507031	9/22/2014	270	358,130.54	
939496	1506999	9/22/2014	270	81,946.84	
939459	1506948	9/22/2014	270	76,660.94	
939463	1506949	9/22/2014	270	62,208.73	
939457	1506951	9/22/2014	270	53,251.48	
939455	1506944	9/22/2014	270	51,226.71	
939571	1507032	9/22/2014	270	39,375.00	
939521	1506985	9/22/2014	270	37,720.21	
939566	1507034	9/22/2014	270	34,529.88	
939569	1507028	9/22/2014	270	30,000.00	
939505	1506976	9/22/2014	270	29,470.90	
939488	14270092209CC All	9/22/2014	270	25,826.18	
939460	1506952	9/22/2014	270	22,889.00	
939572	1507030	9/22/2014	270	22,803.50	
939574	1507038	9/22/2014	270	21,440.00	
939580	1507039	9/22/2014	270	21,362.20	
939506	1506977	9/22/2014	270	17,609.84	
939570	1507029	9/22/2014	270	16,582.28	
939436	1506931	9/22/2014	270	15,533.80	
939461	1506946	9/22/2014	270	14,572.24	
939515	1506983	9/22/2014	270	14,508.48	
939513	1506981	9/22/2014	270	13,239.93	
939534	1507000	9/22/2014	270	10,842.48	
939447	1506947	9/22/2014	270	9,490.88	
939535	1507001	9/22/2014	270	8,560.40	
939565	1507026	9/22/2014	270	8,047.00	
939578	1507036	9/22/2014	270	7,000.00	

Run Date: 6/30/2015
 Run Time: 5:07:57PM

Demand Account Activity

Page: 107
 User: 0

Start Date: 7/1/2014 End Date: 6/30/2015

Jnl. Entry	Ref #	Trx. Date	Ledger	Debit Amount	Credit Amount
939444	1506938	9/22/2014	270	6,175.67	
939525	1506986	9/22/2014	270	6,069.60	
939573	1507033	9/22/2014	270	3,950.69	
939462	1506959	9/22/2014	270	2,711.50	
939511	1506980	9/22/2014	270	2,048.65	
939575	1507037	9/22/2014	270	1,694.00	
939529	1506987	9/22/2014	270	1,597.43	
939456	1506950	9/22/2014	270	1,413.11	
939494	1506974	9/22/2014	270	1,302.70	
939479	1506961	9/22/2014	270	1,210.00	
939481	1506963	9/22/2014	270	820.00	
939441	1506936	9/22/2014	270	672.00	
939458	1506945	9/22/2014	270	495.55	
939509	1506979	9/22/2014	270	440.00	
939576	1507035	9/22/2014	270	382.50	
939482	1506964	9/22/2014	270	378.00	
939489	14270092210IFTA C	9/22/2014	270	329.73	
939440	1506935	9/22/2014	270	300.00	
939480	1506962	9/22/2014	270	230.00	
939478	1506960	9/22/2014	270	210.00	
939536	1507002	9/22/2014	270	196.64	
939442	1506942	9/22/2014	270	180.00	
939484	1506966	9/22/2014	270	145.72	
939450	1506940	9/22/2014	270	120.00	
939507	1506978	9/22/2014	270	87.65	
939483	1506965	9/22/2014	270	80.00	
939568	1507027	9/22/2014	270	40.00	
939516	1506988	9/22/2014	270	37.19	
939504	1506975	9/22/2014	270	24.71	
939530	1506989	9/22/2014	270	23.73	
939445	142700901	9/22/2014	270		29,000,000.00
939466	142700902	9/22/2014	270		29,000,000.00
939467	142700903	9/22/2014	270		29,000,000.00
939469	142700905	9/22/2014	270		3,000,000.00
939491	142700912	9/22/2014	270		39,375.00
939545	8005588	9/22/2014	270		5,666.01
939528	14270092299	9/22/2014	270		12,118,676.56
939909	14270092308EFT A	9/23/2014	270	84,009,632.00	
939907	142700907	9/23/2014	270	15,000,000.00	
939905	142700906	9/23/2014	270	14,000,000.00	
939960	1507083	9/23/2014	270	1,579,604.47	
939890	1507049	9/23/2014	270	605,534.03	
939906	1507051	9/23/2014	270	495,850.81	
940006	1507128	9/23/2014	270	464,686.68	
939908	1507048	9/23/2014	270	190,258.90	
940008	1507130	9/23/2014	270	172,935.17	
939888	1507045	9/23/2014	270	156,561.43	
939930	1507080	9/23/2014	270	130,067.18	
940007	1507129	9/23/2014	270	102,769.85	
939959	1507082	9/23/2014	270	101,829.00	
939956	1507150	9/23/2014	270	97,718.59	
939957	1507081	9/23/2014	270	92,686.46	
940016	1507137	9/23/2014	270	74,692.22	
939900	1507050	9/23/2014	270	69,120.26	
940029	1507151	9/23/2014	270	46,630.08	
939964	1507085	9/23/2014	270	42,286.20	

Run Date: 6/30/2015
 Run Time: 5:07:57PM

Demand Account Activity

Start Date: 7/1/2014 End Date: 6/30/2015

Page: 108
 User: 0

Jnl. Entry	Ref #	Trx. Date	Ledger	Debit Amount	Credit Amount
940035	1507158	9/23/2014	270	33,841.00	
939914	1507093	9/23/2014	270	29,420.00	
940001	1507124	9/23/2014	270	24,051.09	
939994	1507118	9/23/2014	270	23,210.64	
940011	1507133	9/23/2014	270	20,295.06	
940030	1507156	9/23/2014	270	18,115.00	
939898	1507046	9/23/2014	270	17,575.61	
939949	1507072	9/23/2014	270	17,400.00	
939922	14270092309CC All	9/23/2014	270	15,113.14	
939978	1507113	9/23/2014	270	13,119.83	
939962	1507123	9/23/2014	270	10,278.88	
939999	1507122	9/23/2014	270	7,387.61	
939581	1507040	9/23/2014	270	6,846.65	
939963	1507084	9/23/2014	270	6,396.88	
940033	1507153	9/23/2014	270	5,917.37	
940015	1507136	9/23/2014	270	5,384.94	
940012	1507134	9/23/2014	270	4,805.36	
940013	1507135	9/23/2014	270	4,805.36	
940031	1507152	9/23/2014	270	3,884.44	
939944	1507067	9/23/2014	270	3,169.00	
940005	1507127	9/23/2014	270	3,166.13	
939988	1507126	9/23/2014	270	2,962.50	
940009	1507131	9/23/2014	270	2,950.20	
940032	1507157	9/23/2014	270	2,698.00	
939997	1507120	9/23/2014	270	2,507.95	
939998	1507121	9/23/2014	270	2,062.44	
939948	1507071	9/23/2014	270	2,035.36	
939946	1507069	9/23/2014	270	1,925.00	
939989	1507114	9/23/2014	270	877.50	
939938	1507064	9/23/2014	270	750.00	
939910	1507052	9/23/2014	270	746.63	
939993	1507117	9/23/2014	270	621.00	
939992	1507116	9/23/2014	270	619.00	
939995	1507119	9/23/2014	270	585.00	
939990	1507115	9/23/2014	270	522.00	
939923	14270092310	9/23/2014	270	390.00	
939947	1507070	9/23/2014	270	370.00	
939892	1507043	9/23/2014	270	325.00	
939945	1507068	9/23/2014	270	260.00	
939893	1507044	9/23/2014	270	230.00	
939891	1507042	9/23/2014	270	180.00	
939943	1507066	9/23/2014	270	170.00	
940034	1507154	9/23/2014	270	120.00	
939889	1507041	9/23/2014	270	115.00	
939941	1507065	9/23/2014	270	100.00	
939894	1507047	9/23/2014	270	77.88	
939965	1507086	9/23/2014	270	65.80	
940022	1507155	9/23/2014	270	64.00	
940010	1507132	9/23/2014	270	47.88	
940002	1507125	9/23/2014	270	1.00	
939940	8005590	9/23/2014	270		12,296.67
939939	142700911	9/23/2014	270		24,150,492.33
939896	142700901	9/23/2014	270		31,000,000.00
939897	142700902	9/23/2014	270		31,000,000.00
939899	142700903	9/23/2014	270		31,000,000.00
939902	142700904	9/23/2014	270		4,178.35

Run Date: 6/30/2015
 Run Time: 5:07:57PM

Demand Account Activity

Page: 109
 User: 0

Start Date: 7/1/2014 End Date: 6/30/2015

Jnl. Entry	Ref #	Trx. Date	Ledger	Debit Amount	Credit Amount
939904	142700905	9/23/2014	270		3,759,491.00
940360	14270092409EFT A	9/24/2014	270	55,298,673.10	
940347	142700901	9/24/2014	270	18,000,000.00	
940353	142700902	9/24/2014	270	18,000,000.00	
940354	142700903	9/24/2014	270	18,000,000.00	
940359	142700908	9/24/2014	270	12,000,000.00	
940358	142700907	9/24/2014	270	1,099,224.53	
940765	1507279	9/24/2014	270	971,349.61	
940703	1507225	9/24/2014	270	891,665.26	
940709	1507226	9/24/2014	270	690,802.24	
940715	1507231	9/24/2014	270	620,990.41	
940356	142700905	9/24/2014	270	350,000.00	
940735	1507258	9/24/2014	270	150,537.12	
940711	1507227	9/24/2014	270	149,266.00	
940707	1507238	9/24/2014	270	129,838.88	
940718	1507234	9/24/2014	270	106,983.24	
940693	1507209	9/24/2014	270	94,600.00	
940712	1507228	9/24/2014	270	80,371.86	
940697	1507275	9/24/2014	270	75,000.00	
940750	1507266	9/24/2014	270	72,986.37	
940695	1507210	9/24/2014	270	72,374.90	
940745	1507267	9/24/2014	270	64,728.59	
940714	1507230	9/24/2014	270	60,132.49	
940734	1507257	9/24/2014	270	52,721.47	
940713	1507229	9/24/2014	270	52,472.77	
940672	1507199	9/24/2014	270	34,732.85	
940725	1507244	9/24/2014	270	32,586.50	
940723	1507243	9/24/2014	270	30,085.00	
940744	1507273	9/24/2014	270	28,414.77	
940701	1507235	9/24/2014	270	24,464.53	
940737	1507259	9/24/2014	270	23,738.70	
940689	1507206	9/24/2014	270	22,117.47	
940655	1507187	9/24/2014	270	21,155.39	
940748	1507265	9/24/2014	270	17,190.51	
940690	1507207	9/24/2014	270	15,756.72	
940363	14270092410	9/24/2014	270	13,764.15	
940692	1507208	9/24/2014	270	13,076.40	
940727	1507245	9/24/2014	270	11,070.81	
940721	1507242	9/24/2014	270	8,282.24	
940680	1507203	9/24/2014	270	8,084.72	
940717	1507233	9/24/2014	270	7,789.38	
940668	1507195	9/24/2014	270	6,650.00	
940746	1507268	9/24/2014	270	6,406.51	
940676	1507186	9/24/2014	270	6,249.06	
940716	1507232	9/24/2014	270	4,673.75	
940681	14270092413	9/24/2014	270	4,665.00	
940687	1507205	9/24/2014	270	4,455.18	
940720	1507241	9/24/2014	270	3,957.42	
940678	1507202	9/24/2014	270	3,310.16	
940684	1507204	9/24/2014	270	3,139.17	
940696	1507213	9/24/2014	270	2,498.50	
940719	1507240	9/24/2014	270	2,359.98	
940754	1507274	9/24/2014	270	2,289.71	
940747	1507269	9/24/2014	270	2,191.62	
940706	1507237	9/24/2014	270	2,029.10	
940677	1507215	9/24/2014	270	1,755.00	

Run Date: 6/30/2015
 Run Time: 5:07:57PM

Demand Account Activity

Start Date: 7/1/2014 End Date: 6/30/2015

Page: 110
 User: 0

Jnl. Entry	Ref #	Trx. Date	Ledger	Debit Amount	Credit Amount
940665	1507194	9/24/2014	270	1,463.00	
940673	1507201	9/24/2014	270	1,365.06	
940345	1507192	9/24/2014	270	1,350.00	
940365	14270092411IFTA C	9/24/2014	270	1,247.23	
940705	1507236	9/24/2014	270	880.00	
940694	1507212	9/24/2014	270	694.25	
940662	1507193	9/24/2014	270	690.00	
940338	1507166	9/24/2014	270	679.00	
940670	1507185	9/24/2014	270	650.00	
940679	1507200	9/24/2014	270	585.65	
940661	1507188	9/24/2014	270	568.00	
940691	1507211	9/24/2014	270	534.24	
940682	1507216	9/24/2014	270	330.00	
940659	1507181	9/24/2014	270	280.00	
940664	1507184	9/24/2014	270	280.00	
940666	1507189	9/24/2014	270	280.00	
940658	1507180	9/24/2014	270	200.00	
940698	1507214	9/24/2014	270	190.00	
940674	1507191	9/24/2014	270	140.00	
940671	1507198	9/24/2014	270	127.00	
940685	1507217	9/24/2014	270	103.00	
940688	1507219	9/24/2014	270	90.00	
940669	1507190	9/24/2014	270	51.15	
940663	1507183	9/24/2014	270	50.00	
940686	1507218	9/24/2014	270	40.00	
940667	1507197	9/24/2014	270	17.44	
940660	1507182	9/24/2014	270	4.25	
940349	1507196	9/24/2014	270	4.25	
940656	8005591	9/24/2014	270		14,468.28
940588	142700912	9/24/2014	270		117,759,971.62
940355	142700904	9/24/2014	270		8,973,000.00
940357	142700906	9/24/2014	270		971,349.61
940855	1507340	9/25/2014	270	61,613,572.38	
940815	14270092509EFT A	9/25/2014	270	34,147,608.33	
940807	142700904	9/25/2014	270	20,000,000.00	
940814	142700908	9/25/2014	270	17,000,000.00	
940794	1507309	9/25/2014	270	7,500,000.00	
940790	1507308	9/25/2014	270	2,500,000.00	
940788	1507307	9/25/2014	270	2,089,893.76	
940866	1507387	9/25/2014	270	1,775,000.00	
940797	1507311	9/25/2014	270	580,686.97	
940857	1507345	9/25/2014	270	297,871.36	
940812	142700906	9/25/2014	270	280,235.00	
941145	1507380	9/25/2014	270	271,218.21	
941161	1507379	9/25/2014	270	233,722.94	
940854	1507343	9/25/2014	270	230,270.00	
940771	1507287	9/25/2014	270	168,888.20	
940802	1507305	9/25/2014	270	141,198.89	
941156	1507393	9/25/2014	270	96,027.27	
940859	1507355	9/25/2014	270	86,659.64	
940853	1507339	9/25/2014	270	84,702.20	
940813	142700907	9/25/2014	270	65,000.00	
940856	1507344	9/25/2014	270	55,513.24	
940831	1507330	9/25/2014	270	43,514.71	
940817	14270092510CC All	9/25/2014	270	41,845.68	
940799	1507350	9/25/2014	270	39,116.05	

Run Date: 6/30/2015
 Run Time: 5:07:57PM

Demand Account Activity

Start Date: 7/1/2014 End Date: 6/30/2015

Page: 111
 User: 0

Jnl. Entry	Ref #	Trx. Date	Ledger	Debit Amount	Credit Amount
941158	1507378	9/25/2014	270	38,808.27	
941155	1507382	9/25/2014	270	36,383.06	
940850	1507338	9/25/2014	270	28,901.28	
940811	1507342	9/25/2014	270	21,318.39	
940827	1507328	9/25/2014	270	21,196.16	
940821	1507327	9/25/2014	270	17,368.80	
940796	1507310	9/25/2014	270	16,601.85	
941153	1507377	9/25/2014	270	13,033.00	
941151	1507376	9/25/2014	270	12,636.81	
940801	1507304	9/25/2014	270	10,326.20	
941143	1507373	9/25/2014	270	9,379.00	
940825	1507326	9/25/2014	270	9,331.00	
940873	1507374	9/25/2014	270	8,625.26	
940768	1507286	9/25/2014	270	8,298.83	
941147	1507375	9/25/2014	270	8,047.22	
940795	1507301	9/25/2014	270	7,831.00	
941150	1507385	9/25/2014	270	7,313.00	
940798	1507302	9/25/2014	270	7,162.03	
941138	1507371	9/25/2014	270	6,517.19	
941140	1507372	9/25/2014	270	6,413.10	
940800	1507303	9/25/2014	270	4,726.00	
940816	1507324	9/25/2014	270	3,890.00	
940789	1507299	9/25/2014	270	3,655.11	
940876	1507370	9/25/2014	270	3,334.80	
940791	1507300	9/25/2014	270	2,910.00	
940775	1507291	9/25/2014	270	2,092.73	
941141	1507369	9/25/2014	270	1,788.50	
940787	1507298	9/25/2014	270	1,656.61	
941139	1507368	9/25/2014	270	1,416.20	
941159	1507383	9/25/2014	270	1,321.30	
940778	1507295	9/25/2014	270	1,321.00	
941149	1507381	9/25/2014	270	1,224.66	
940862	1507366	9/25/2014	270	1,039.60	
941137	1507367	9/25/2014	270	1,022.00	
941148	1507365	9/25/2014	270	1,014.00	
941146	1507364	9/25/2014	270	878.20	
940823	1507322	9/25/2014	270	872.50	
940785	1507297	9/25/2014	270	849.00	
940824	1507325	9/25/2014	270	740.00	
940826	1507323	9/25/2014	270	730.00	
941142	1507363	9/25/2014	270	728.00	
941144	1507384	9/25/2014	270	650.00	
940786	1507306	9/25/2014	270	565.08	
941154	1507386	9/25/2014	270	446.00	
940818	14270092511IFTA C	9/25/2014	270	437.67	
940874	1507362	9/25/2014	270	359.00	
940829	1507329	9/25/2014	270	231.67	
940783	1507296	9/25/2014	270	123.00	
940810	1507320	9/25/2014	270	90.00	
940822	1507321	9/25/2014	270	90.00	
940849	8005592	9/25/2014	270		34,186.42
940805	142700902	9/25/2014	270		29,000,000.00
940806	142700903	9/25/2014	270		29,000,000.00
940808	142700905	9/25/2014	270		39,371,000.00
940781	142700901	9/25/2014	270		29,000,000.00
941135	142700912	9/25/2014	270		22,327,373.58

Run Date: 6/30/2015
Run Time: 5:07:57PM

Demand Account Activity

Start Date: 7/1/2014 End Date: 6/30/2015

Page: 112
User: 0

Jnl. Entry	Ref #	Trx. Date	Ledger	Debit Amount	Credit Amount
941186	1507404	9/26/2014	270	64,160,410.23	
941197	14270092607EFT A	9/26/2014	270	33,804,264.02	
941188	142700901	9/26/2014	270	16,000,000.00	
941192	142700902	9/26/2014	270	16,000,000.00	
941193	142700903	9/26/2014	270	16,000,000.00	
941195	142700905	9/26/2014	270	14,000,000.00	
941553	1507459	9/26/2014	270	5,040,054.00	
941560	1507466	9/26/2014	270	4,287,641.47	
941573	1507479	9/26/2014	270	2,469,963.00	
941551	1507458	9/26/2014	270	1,379,173.79	
941567	1507475	9/26/2014	270	290,493.03	
941525	1507433	9/26/2014	270	245,189.50	
941570	1507477	9/26/2014	270	202,783.02	
941527	1507434	9/26/2014	270	173,885.00	
941576	1507482	9/26/2014	270	59,330.64	
941516	1507419	9/26/2014	270	58,135.40	
941559	1507465	9/26/2014	270	56,271.04	
941599	1507497	9/26/2014	270	53,900.00	
941522	1507423	9/26/2014	270	46,414.02	
941512	1507416	9/26/2014	270	36,579.22	
941196	142700906	9/26/2014	270	32,500.00	
941562	1507467	9/26/2014	270	25,380.49	
941544	142700910	9/26/2014	270	25,000.00	
941456	1507414	9/26/2014	270	24,991.84	
941565	1507474	9/26/2014	270	21,181.97	
941558	1507464	9/26/2014	270	21,082.23	
941217	1507411	9/26/2014	270	20,969.43	
941517	1507420	9/26/2014	270	20,222.76	
941520	1507421	9/26/2014	270	13,650.56	
941572	1507478	9/26/2014	270	12,100.00	
941587	1507430	9/26/2014	270	11,262.55	
941594	1507494	9/26/2014	270	8,390.00	
941521	1507422	9/26/2014	270	7,689.95	
941611	1507508	9/26/2014	270	7,248.93	
941448	1507413	9/26/2014	270	5,121.69	
941513	1507417	9/26/2014	270	4,704.45	
941532	1507438	9/26/2014	270	4,602.50	
941459	1507415	9/26/2014	270	4,425.43	
941528	1507435	9/26/2014	270	3,959.10	
941523	1507424	9/26/2014	270	3,952.50	
941577	1507483	9/26/2014	270	3,947.32	
941526	1507436	9/26/2014	270	3,919.74	
941514	1507418	9/26/2014	270	3,884.41	
941201	14270092608CC All	9/26/2014	270	3,566.48	
941589	1507493	9/26/2014	270	3,502.50	
941554	1507480	9/26/2014	270	3,484.95	
941608	1507507	9/26/2014	270	2,900.00	
941557	1507463	9/26/2014	270	2,040.31	
941447	1507412	9/26/2014	270	1,500.00	
941563	1507473	9/26/2014	270	1,384.50	
941531	1507440	9/26/2014	270	1,225.00	
941556	1507462	9/26/2014	270	1,143.38	
941199	1507444	9/26/2014	270	1,031.88	
941582	1507487	9/26/2014	270	857.79	
941575	1507481	9/26/2014	270	815.00	
941595	1507495	9/26/2014	270	550.00	

Run Date: 6/30/2015
 Run Time: 5:07:57PM

Demand Account Activity

Start Date: 7/1/2014 End Date: 6/30/2015

Page: 113
 User: 0

Jnl. Entry	Ref #	Trx. Date	Ledger	Debit Amount	Credit Amount
941612	1507509	9/26/2014	270	470.00	
941534	1507443	9/26/2014	270	444.00	
941569	1507476	9/26/2014	270	362.00	
941529	1507439	9/26/2014	270	350.00	
941524	1507432	9/26/2014	270	320.00	
941581	1507486	9/26/2014	270	265.60	
941615	1507511	9/26/2014	270	260.00	
941533	1507441	9/26/2014	270	230.00	
941579	1507485	9/26/2014	270	150.88	
941598	1507496	9/26/2014	270	140.00	
941184	1507401	9/26/2014	270	131.09	
941535	1507442	9/26/2014	270	90.00	
941585	1507429	9/26/2014	270	89.28	
941530	1507437	9/26/2014	270	80.00	
941578	1507484	9/26/2014	270	43.78	
941202	14270092609IFTA C	9/26/2014	270	24.31	
941216	1507410	9/26/2014	270	21.46	
941614	1507510	9/26/2014	270	4.25	
941212	8005594	9/26/2014	270		154,683.77
941194	142700904	9/26/2014	270		18,685,099.97
941609	142700911	9/26/2014	270		155,391,226.08
941663	142700901	9/29/2014	270	50,000,000.00	
941664	142700902	9/29/2014	270	50,000,000.00	
941665	142700903	9/29/2014	270	50,000,000.00	
941670	14270092907EFT A	9/29/2014	270	26,266,959.42	
941667	142700905	9/29/2014	270	8,000,000.00	
942208	142700913	9/29/2014	270	7,200,946.85	
941666	142700904	9/29/2014	270	1,088,575.00	
941718	1507582	9/29/2014	270	326,965.92	
942189	1507639	9/29/2014	270	192,754.94	
941661	1507551	9/29/2014	270	174,261.20	
941674	1507553	9/29/2014	270	158,588.03	
941712	1507579	9/29/2014	270	111,054.42	
941731	1507596	9/29/2014	270	101,700.00	
941716	1507588	9/29/2014	270	83,804.94	
941761	1507622	9/29/2014	270	80,939.23	
941646	1507536	9/29/2014	270	77,440.44	
941730	1507595	9/29/2014	270	75,532.71	
941695	1507581	9/29/2014	270	45,585.04	
941673	1507559	9/29/2014	270	41,856.08	
941745	1507621	9/29/2014	270	27,000.00	
941677	1507554	9/29/2014	270	24,414.49	
941656	1507557	9/29/2014	270	21,003.62	
941681	14270092908CC All	9/29/2014	270	20,364.38	
941701	1507583	9/29/2014	270	18,426.01	
941714	1507587	9/29/2014	270	16,918.82	
941759	1507631	9/29/2014	270	14,695.08	
941658	1507555	9/29/2014	270	14,104.00	
941717	1507584	9/29/2014	270	10,029.01	
941757	1507629	9/29/2014	270	8,715.83	
941696	1507574	9/29/2014	270	8,082.83	
941672	1507556	9/29/2014	270	7,900.85	
941767	1507634	9/29/2014	270	7,198.00	
941680	1507567	9/29/2014	270	3,482.00	
941671	1507558	9/29/2014	270	2,937.24	
941766	1507624	9/29/2014	270	1,977.50	

Run Date: 6/30/2015
 Run Time: 5:07:57PM

Demand Account Activity

Start Date: 7/1/2014 End Date: 6/30/2015

Page: 114
 User: 0

Jnl. Entry	Ref #	Trx. Date	Ledger	Debit Amount	Credit Amount
941720	1507585	9/29/2014	270	1,492.96	
941678	1507569	9/29/2014	270	1,420.00	
941655	1507539	9/29/2014	270	1,400.00	
941652	1507543	9/29/2014	270	1,176.32	
941647	1507537	9/29/2014	270	711.00	
941650	1507549	9/29/2014	270	588.65	
941755	1507628	9/29/2014	270	585.10	
941662	1507552	9/29/2014	270	517.00	
941645	1507535	9/29/2014	270	500.00	
941649	1507538	9/29/2014	270	473.00	
941763	1507623	9/29/2014	270	405.00	
941640	1507534	9/29/2014	270	343.14	
941644	1507548	9/29/2014	270	333.56	
941690	1507571	9/29/2014	270	309.50	
941760	1507626	9/29/2014	270	295.00	
941698	1507568	9/29/2014	270	280.00	
941694	1507570	9/29/2014	270	260.00	
941722	1507586	9/29/2014	270	217.86	
941643	1507542	9/29/2014	270	195.00	
941682	14270092909IFTA C	9/29/2014	270	173.36	
941700	1507573	9/29/2014	270	150.00	
941654	1507547	9/29/2014	270	116.45	
941697	1507572	9/29/2014	270	110.00	
941660	1507541	9/29/2014	270	100.00	
941648	1507545	9/29/2014	270	70.90	
941734	1507599	9/29/2014	270	69.75	
941659	1507540	9/29/2014	270	50.00	
941706	1507576	9/29/2014	270	43.00	
941653	1507550	9/29/2014	270	40.00	
941676	1507560	9/29/2014	270	40.00	
941769	1507625	9/29/2014	270	24.00	
941651	1507546	9/29/2014	270	20.00	
941762	1507627	9/29/2014	270	19.50	
941710	1507577	9/29/2014	270	17.44	
941636	1507544	9/29/2014	270	10.00	
941758	1507630	9/29/2014	270	3.25	
941765	8005601	9/29/2014	270		36,648.20
941709	142700912	9/29/2014	270		191,297,818.51
941668	142700906	9/29/2014	270		280,800.00
941669	142700910	9/29/2014	270		101,700.00
942231	142700905	9/30/2014	270	18,000,000.00	
942225	142700901	9/30/2014	270	5,000,000.00	
942226	142700902	9/30/2014	270	5,000,000.00	
942227	142700903	9/30/2014	270	5,000,000.00	
942234	14270093006EFT A	9/30/2014	270	4,515,470.85	
942561	1507709	9/30/2014	270	3,410,754.01	
942230	1507657	9/30/2014	270	2,500,000.00	
942549	1507705	9/30/2014	270	1,158,587.63	
942608	1507751	9/30/2014	270	500,180.73	
942593	1507753	9/30/2014	270	493,126.93	
942604	1507750	9/30/2014	270	354,495.77	
942548	1507698	9/30/2014	270	338,993.50	
942538	1507696	9/30/2014	270	328,431.83	
942601	1507749	9/30/2014	270	249,549.28	
942586	1507736	9/30/2014	270	245,990.02	
942610	1507760	9/30/2014	270	170,000.00	

Run Date: 6/30/2015
 Run Time: 5:07:57PM

Demand Account Activity

Start Date: 7/1/2014 End Date: 6/30/2015

Page: 115
 User: 0

Jnl. Entry	Ref #	Trx. Date	Ledger	Debit Amount	Credit Amount
942616	1507761	9/30/2014	270	170,000.00	
942551	1507699	9/30/2014	270	139,453.00	
942599	1507748	9/30/2014	270	132,267.42	
942546	1507697	9/30/2014	270	131,715.50	
942562	1507710	9/30/2014	270	108,017.84	
942619	1507762	9/30/2014	270	83,785.53	
942596	1507747	9/30/2014	270	66,430.97	
942621	1507764	9/30/2014	270	45,255.77	
942600	1507754	9/30/2014	270	40,079.71	
942253	1507665	9/30/2014	270	23,709.24	
942591	1507739	9/30/2014	270	21,171.93	
942563	1507711	9/30/2014	270	20,679.80	
942240	14270093007CC All	9/30/2014	270	13,296.30	
942553	1507700	9/30/2014	270	12,910.04	
942545	1507703	9/30/2014	270	12,489.50	
942547	1507704	9/30/2014	270	12,489.50	
942583	1507766	9/30/2014	270	9,239.76	
942554	1507708	9/30/2014	270	8,029.38	
942540	1507701	9/30/2014	270	8,009.03	
942232	1507664	9/30/2014	270	5,061.37	
942609	1507752	9/30/2014	270	4,717.76	
942565	1507712	9/30/2014	270	4,576.23	
942622	1507765	9/30/2014	270	4,168.60	
942615	1507767	9/30/2014	270	3,882.00	
942544	1507702	9/30/2014	270	3,866.71	
942587	1507746	9/30/2014	270	3,705.00	
942598	1507743	9/30/2014	270	3,599.00	
942620	1507763	9/30/2014	270	2,800.00	
942523	1507677	9/30/2014	270	2,511.50	
942595	1507741	9/30/2014	270	2,418.65	
942527	1507679	9/30/2014	270	1,390.00	
942617	1507768	9/30/2014	270	1,294.95	
942605	1507745	9/30/2014	270	963.76	
942221	1507652	9/30/2014	270	954.43	
942233	1507658	9/30/2014	270	946.85	
942594	1507740	9/30/2014	270	930.00	
942602	1507744	9/30/2014	270	867.95	
942223	1507656	9/30/2014	270	857.00	
942228	1507655	9/30/2014	270	495.00	
942529	1507681	9/30/2014	270	298.00	
942528	1507680	9/30/2014	270	260.00	
942526	1507678	9/30/2014	270	210.00	
942532	1507683	9/30/2014	270	90.00	
942531	1507682	9/30/2014	270	45.00	
942241	14270093008IFTA C	9/30/2014	270	24.47	
942597	1507742	9/30/2014	270	20.00	
942222	1507654	9/30/2014	270	4.25	
942519	8005602	9/30/2014	270		15,513.97
942229	142700904	9/30/2014	270		7,656,000.00
942590	142700909	9/30/2014	270		43,415,190.07
942633	correcting entry	9/30/2014	270		946.85
942680	142701001	10/1/2014	270	27,000,000.00	
942683	142701002	10/1/2014	270	27,000,000.00	
942684	142701003	10/1/2014	270	27,000,000.00	
942685	142701004	10/1/2014	270	25,000,000.00	
942749	1507843	10/1/2014	270	4,709,515.74	

Run Date: 6/30/2015
Run Time: 5:07:57PM

Demand Account Activity

Start Date: 7/1/2014 End Date: 6/30/2015

Page: 116
User: 0

Jnl. Entry	Ref #	Trx. Date	Ledger	Debit Amount	Credit Amount
943044	1507879	10/1/2014	270	2,723,000.00	
942750	1507845	10/1/2014	270	960,680.67	
942681	1507790	10/1/2014	270	471,043.00	
942748	1507842	10/1/2014	270	358,222.71	
942747	1507841	10/1/2014	270	292,162.02	
942746	1507840	10/1/2014	270	121,804.79	
942751	1507846	10/1/2014	270	86,661.28	
942772	1507878	10/1/2014	270	50,868.56	
942696	1507791	10/1/2014	270	40,000.00	
942757	1507854	10/1/2014	270	24,961.68	
942745	1507839	10/1/2014	270	10,748.14	
942744	1507838	10/1/2014	270	8,074.81	
942673	1507783	10/1/2014	270	7,821.88	
942698	1507792	10/1/2014	270	7,606.33	
942743	1507837	10/1/2014	270	5,729.87	
943039	1507877	10/1/2014	270	5,396.00	
942677	1507786	10/1/2014	270	5,347.50	
942742	1507836	10/1/2014	270	4,390.50	
942741	1507835	10/1/2014	270	4,089.57	
942740	1507834	10/1/2014	270	3,952.00	
942739	1507833	10/1/2014	270	3,627.00	
942715	1507844	10/1/2014	270	3,607.78	
942675	1507784	10/1/2014	270	3,300.00	
942692	1507793	10/1/2014	270	2,977.54	
942738	1507832	10/1/2014	270	2,770.35	
942737	1507831	10/1/2014	270	2,709.00	
942736	1507830	10/1/2014	270	2,685.00	
942735	1507829	10/1/2014	270	2,652.00	
942734	1507828	10/1/2014	270	2,579.00	
942676	1507785	10/1/2014	270	2,500.00	
942733	1507827	10/1/2014	270	2,291.75	
942701	1507795	10/1/2014	270	2,060.00	
942732	1507826	10/1/2014	270	1,989.00	
942752	1507847	10/1/2014	270	1,749.80	
943038	1507873	10/1/2014	270	1,057.32	
942753	1507848	10/1/2014	270	965.00	
942714	1507813	10/1/2014	270	950.00	
942731	1507825	10/1/2014	270	791.53	
942697	1507796	10/1/2014	270	602.32	
942730	1507824	10/1/2014	270	423.76	
942729	1507823	10/1/2014	270	385.84	
943036	1507875	10/1/2014	270	353.51	
943037	1507871	10/1/2014	270	331.74	
942759	1507855	10/1/2014	270	280.00	
942703	1507797	10/1/2014	270	255.60	
942758	1507876	10/1/2014	270	208.55	
942722	1507816	10/1/2014	270	185.00	
943035	1507872	10/1/2014	270	82.45	
942699	1507794	10/1/2014	270	47.88	
942721	1507815	10/1/2014	270	42.02	
942760	1507856	10/1/2014	270	40.00	
942665	1507787	10/1/2014	270	40.00	
942727	1507821	10/1/2014	270	12.00	
942728	1507822	10/1/2014	270	12.00	
943032	1507874	10/1/2014	270	9.70	
942726	1507820	10/1/2014	270	8.00	

Run Date: 6/30/2015
 Run Time: 5:07:57PM

Demand Account Activity

Page: 117
 User: 0

Start Date: 7/1/2014 End Date: 6/30/2015

Jnl. Entry	Ref #	Trx. Date	Ledger	Debit Amount	Credit Amount
942723	1507817	10/1/2014	270	4.00	
942724	1507818	10/1/2014	270	4.00	
942725	1507819	10/1/2014	270	4.00	
942710	142701010	10/1/2014	270		64,311,172.81
942686	142701005	10/1/2014	270		49,943,355.52
942690	142701009	10/1/2014	270		1,010,000.00
943077	1507962	10/2/2014	270	49,822,966.27	
943058	15300100203	10/2/2014	270	10,000,000.00	
943071	15270100204 AIRS	10/2/2014	270	8,967,638.37	
944208	1507972	10/2/2014	270	1,322,182.06	
944178	1507946	10/2/2014	270	991,766.07	
943062	1507889	10/2/2014	270	500,000.00	
943064	1507890	10/2/2014	270	488,778.52	
943067	1507892	10/2/2014	270	401,858.09	
944180	1507947	10/2/2014	270	325,568.36	
944192	1507961	10/2/2014	270	294,783.75	
944146	1507912	10/2/2014	270	208,862.87	
944199	1507963	10/2/2014	270	190,349.01	
944193	1507964	10/2/2014	270	176,896.08	
944177	1507945	10/2/2014	270	146,399.45	
944197	1507971	10/2/2014	270	120,000.00	
944200	1507965	10/2/2014	270	115,085.85	
943072	1507895	10/2/2014	270	102,895.74	
943074	15270100205 AIRS	10/2/2014	270	54,548.12	
944169	1507927	10/2/2014	270	54,156.81	
944202	1507966	10/2/2014	270	45,298.20	
944209	1507973	10/2/2014	270	43,503.38	
944144	1507911	10/2/2014	270	26,302.96	
944147	1507913	10/2/2014	270	11,726.08	
943048	1507886	10/2/2014	270	11,362.24	
944156	1507934	10/2/2014	270	9,757.00	
944206	1507969	10/2/2014	270	7,015.13	
944203	1507967	10/2/2014	270	6,840.42	
944205	1507968	10/2/2014	270	6,658.91	
943065	1507891	10/2/2014	270	6,000.00	
944166	1507938	10/2/2014	270	3,195.00	
944140	1507909	10/2/2014	270	3,062.27	
944219	1507979	10/2/2014	270	2,985.00	
944148	1507921	10/2/2014	270	2,655.76	
944145	1507920	10/2/2014	270	2,167.00	
944170	1507925	10/2/2014	270	2,081.60	
944143	1507910	10/2/2014	270	2,060.53	
944157	1507918	10/2/2014	270	1,540.00	
943059	1507887	10/2/2014	270	1,518.31	
944164	1507923	10/2/2014	270	1,125.00	
944176	1507944	10/2/2014	270	1,002.00	
944165	1507924	10/2/2014	270	900.00	
943069	1507893	10/2/2014	270	820.00	
944152	1507928	10/2/2014	270	800.00	
944207	1507970	10/2/2014	270	795.15	
944167	1507942	10/2/2014	270	790.50	
944159	1507935	10/2/2014	270	780.00	
944168	1507926	10/2/2014	270	687.50	
943073	1507896	10/2/2014	270	667.38	
944163	1507937	10/2/2014	270	600.00	
944160	1507922	10/2/2014	270	560.00	

Run Date: 6/30/2015
 Run Time: 5:07:57PM

Demand Account Activity

Page: 118
 User: 0

Start Date: 7/1/2014 End Date: 6/30/2015

Jnl. Entry	Ref #	Trx. Date	Ledger	Debit Amount	Credit Amount
943061	1507888	10/2/2014	270	410.00	
944151	1507916	10/2/2014	270	352.00	
943075	15270100206 AIRS	10/2/2014	270	300.03	
944155	1507917	10/2/2014	270	290.00	
944153	1507929	10/2/2014	270	280.00	
943083	1507931	10/2/2014	270	280.00	
944158	1507930	10/2/2014	270	200.00	
944161	1507932	10/2/2014	270	200.00	
944142	1507919	10/2/2014	270	180.00	
944154	1507933	10/2/2014	270	140.00	
944149	1507914	10/2/2014	270	130.00	
944175	1507943	10/2/2014	270	110.00	
943070	1507894	10/2/2014	270	81.03	
944162	1507936	10/2/2014	270	60.00	
944150	1507915	10/2/2014	270	50.00	
943053	15270100201	10/2/2014	270		21,000,000.00
943054	15270100202	10/2/2014	270		21,000,000.00
943055	15270100203	10/2/2014	270		21,000,000.00
943076	15270100207	10/2/2014	270		411,000.00
944141	8005604	10/2/2014	270		12,953.02
944212	15270100215	10/2/2014	270		15,282,383.13
944486	142701001	10/3/2014	270	47,000,000.00	
944487	142701002	10/3/2014	270	47,000,000.00	
944488	142701003	10/3/2014	270	47,000,000.00	
944489	142701004	10/3/2014	270	14,000,000.00	
944490	14270100305EFT A	10/3/2014	270	12,611,804.16	
944542	1508037	10/3/2014	270	1,695,133.42	
944500	1508005	10/3/2014	270	750,000.00	
944562	1508071	10/3/2014	270	747,146.00	
944494	1507999	10/3/2014	270	616,206.99	
944547	1508043	10/3/2014	270	291,272.45	
944530	1508030	10/3/2014	270	244,274.46	
944503	1508000	10/3/2014	270	96,253.21	
944523	1508017	10/3/2014	270	66,942.99	
944546	1508038	10/3/2014	270	48,944.15	
944493	1508002	10/3/2014	270	39,175.38	
944531	1508028	10/3/2014	270	37,687.08	
944497	1508003	10/3/2014	270	31,145.00	
944524	1508018	10/3/2014	270	17,846.91	
944549	1508055	10/3/2014	270	8,380.00	
944559	1508053	10/3/2014	270	7,951.50	
944540	1508036	10/3/2014	270	5,693.29	
944491	142702100306CC A	10/3/2014	270	3,681.10	
944529	1508020	10/3/2014	270	3,513.50	
944231	1507991	10/3/2014	270	2,870.00	
944520	1508022	10/3/2014	270	2,500.00	
944233	1507993	10/3/2014	270	2,012.00	
944525	1508027	10/3/2014	270	1,793.60	
944499	1508004	10/3/2014	270	1,603.33	
944527	1508019	10/3/2014	270	1,071.73	
944528	1508024	10/3/2014	270	1,056.50	
944538	1508035	10/3/2014	270	888.64	
944509	1508015	10/3/2014	270	773.01	
944522	1508016	10/3/2014	270	646.12	
944526	1508023	10/3/2014	270	470.00	
944236	1507998	10/3/2014	270	320.00	

Run Date: 6/30/2015
 Run Time: 5:07:57PM

Demand Account Activity

Start Date: 7/1/2014 End Date: 6/30/2015

Page: 119
 User: 0

Jnl. Entry	Ref #	Trx. Date	Ledger	Debit Amount	Credit Amount
944533	1508021	10/3/2014	270	290.00	
944230	1508001	10/3/2014	270	202.44	
944532	1508025	10/3/2014	270	160.00	
944235	1507995	10/3/2014	270	150.00	
944521	1508029	10/3/2014	270	150.00	
944548	1508039	10/3/2014	270	128.26	
944232	1507992	10/3/2014	270	98.00	
944234	1507994	10/3/2014	270	60.00	
944519	1508026	10/3/2014	270	60.00	
944536	1508031	10/3/2014	270	60.00	
944495	1507997	10/3/2014	270	28.00	
944237	1507996	10/3/2014	270	12.75	
944516	8005607	10/3/2014	270		59,176.87
944564	142701007	10/3/2014	270		168,991,780.71
944620	142701005	10/6/2014	270	51,575,000.00	
944616	142701001	10/6/2014	270	10,000,000.00	
944617	142701002	10/6/2014	270	10,000,000.00	
944618	142701003	10/6/2014	270	10,000,000.00	
944621	142701006	10/6/2014	270	8,000,000.00	
944658	1508148	10/6/2014	270	3,578,582.76	
944622	14270100607EFT A	10/6/2014	270	3,184,018.15	
944934	1508149	10/6/2014	270	927,601.63	
944965	1508182	10/6/2014	270	749,885.83	
944939	1508151	10/6/2014	270	487,505.97	
944655	1508113	10/6/2014	270	414,726.24	
944910	1508138	10/6/2014	270	293,196.67	
944933	1508164	10/6/2014	270	239,278.77	
944605	1508092	10/6/2014	270	213,370.00	
944908	1508136	10/6/2014	270	137,923.98	
944925	1508154	10/6/2014	270	87,064.93	
944667	1508153	10/6/2014	270	51,952.19	
944912	1508139	10/6/2014	270	48,919.72	
944913	1508140	10/6/2014	270	40,597.88	
944941	1508162	10/6/2014	270	35,031.66	
944633	142701010	10/6/2014	270	30,000.00	
944928	1508157	10/6/2014	270	28,099.32	
944656	1508114	10/6/2014	270	25,870.00	
944927	1508156	10/6/2014	270	25,776.87	
944926	1508155	10/6/2014	270	25,197.05	
944966	1508183	10/6/2014	270	23,521.30	
944914	1508141	10/6/2014	270	18,195.95	
944915	1508142	10/6/2014	270	17,794.43	
944630	14270100608	10/6/2014	270	17,370.68	
944652	1508111	10/6/2014	270	16,032.24	
944930	1508159	10/6/2014	270	12,885.64	
944657	1508115	10/6/2014	270	12,807.67	
944920	1508146	10/6/2014	270	12,305.03	
944916	1508143	10/6/2014	270	10,352.00	
944601	1508097	10/6/2014	270	8,760.67	
944653	1508112	10/6/2014	270	7,463.68	
944929	1508158	10/6/2014	270	6,121.00	
944625	1508098	10/6/2014	270	5,792.55	
944917	1508144	10/6/2014	270	5,670.00	
944964	1508181	10/6/2014	270	4,473.00	
944659	1508117	10/6/2014	270	4,008.00	
944932	1508161	10/6/2014	270	3,894.76	

Run Date: 6/30/2015
 Run Time: 5:07:57PM

Demand Account Activity

Start Date: 7/1/2014 End Date: 6/30/2015

Page: 120
 User: 0

Jnl. Entry	Ref #	Trx. Date	Ledger	Debit Amount	Credit Amount
944936	1508150	10/6/2014	270	3,370.72	
944661	1508119	10/6/2014	270	2,200.00	
944931	1508160	10/6/2014	270	2,175.54	
944612	1508116	10/6/2014	270	1,916.03	
944909	1508137	10/6/2014	270	1,177.07	
944943	1508163	10/6/2014	270	930.20	
944594	1508090	10/6/2014	270	909.20	
944609	1508093	10/6/2014	270	475.00	
944664	1508123	10/6/2014	270	456.00	
944662	1508120	10/6/2014	270	410.00	
944591	1508087	10/6/2014	270	332.29	
944660	1508118	10/6/2014	270	320.00	
944590	1508086	10/6/2014	270	302.00	
944922	1508147	10/6/2014	270	228.76	
944627	1508099	10/6/2014	270	222.50	
944596	1508083	10/6/2014	270	220.00	
944628	1508100	10/6/2014	270	197.00	
944611	1508095	10/6/2014	270	195.00	
944615	1508101	10/6/2014	270	180.00	
944632	14270100609IFTA C	10/6/2014	270	168.78	
944593	1508089	10/6/2014	270	121.56	
944665	1508124	10/6/2014	270	110.00	
944663	1508121	10/6/2014	270	70.00	
944592	1508088	10/6/2014	270	70.00	
944610	1508094	10/6/2014	270	50.00	
944600	1508082	10/6/2014	270	50.00	
944623	1508102	10/6/2014	270	23.00	
944603	1508085	10/6/2014	270	19.65	
944602	1508084	10/6/2014	270	19.56	
944624	1508103	10/6/2014	270	12.75	
944613	1508081	10/6/2014	270	10.00	
944647	142701011	10/6/2014	270		44,054,799.83
944619	142701004	10/6/2014	270		57,225,000.00
944972	142701001	10/7/2014	270	8,000,000.00	
945200	14270100702	10/7/2014	270	6,412,593.80	
945298	1508284	10/7/2014	270	2,871,568.89	
945337	1508309	10/7/2014	270	1,870,000.00	
945197	1508194	10/7/2014	270	1,170,518.66	
945275	1508253	10/7/2014	270	244,700.58	
945213	1508195	10/7/2014	270	156,059.91	
945276	1508254	10/7/2014	270	121,428.57	
945214	1508196	10/7/2014	270	113,121.73	
945280	1508258	10/7/2014	270	60,396.89	
945262	1508240	10/7/2014	270	57,514.43	
945277	1508255	10/7/2014	270	47,879.31	
945306	1508285	10/7/2014	270	46,277.42	
945231	1508236	10/7/2014	270	34,813.07	
945303	1508282	10/7/2014	270	34,051.12	
945332	1508306	10/7/2014	270	33,014.52	
945300	1508281	10/7/2014	270	30,036.98	
945304	1508283	10/7/2014	270	27,135.14	
944969	1508187	10/7/2014	270	25,547.04	
945212	1508198	10/7/2014	270	24,255.45	
945215	1508197	10/7/2014	270	20,563.78	
945217	1508199	10/7/2014	270	17,788.87	
945218	1508200	10/7/2014	270	17,529.43	

Run Date: 6/30/2015
 Run Time: 5:07:57PM

Demand Account Activity

Start Date: 7/1/2014 End Date: 6/30/2015

Page: 121
 User: 0

Jnl. Entry	Ref #	Trx. Date	Ledger	Debit Amount	Credit Amount
945282	1508260	10/7/2014	270	17,489.36	
945220	1508201	10/7/2014	270	16,600.00	
945308	1508286	10/7/2014	270	13,238.27	
945331	1508305	10/7/2014	270	11,910.50	
945223	1508202	10/7/2014	270	11,195.55	
945309	1508287	10/7/2014	270	9,878.42	
945216	1508203	10/7/2014	270	8,700.00	
945227	1508208	10/7/2014	270	8,298.83	
945283	1508261	10/7/2014	270	5,821.23	
945281	1508259	10/7/2014	270	5,740.00	
945278	1508256	10/7/2014	270	5,724.66	
945219	1508204	10/7/2014	270	5,507.03	
945284	1508262	10/7/2014	270	5,474.88	
945285	1508263	10/7/2014	270	5,200.80	
945279	1508257	10/7/2014	270	4,510.00	
945318	1508295	10/7/2014	270	4,454.84	
945286	1508264	10/7/2014	270	4,134.30	
945195	1508188	10/7/2014	270	3,296.26	
945229	1508209	10/7/2014	270	3,216.97	
945311	1508303	10/7/2014	270	3,171.50	
945310	1508288	10/7/2014	270	3,111.97	
945221	1508205	10/7/2014	270	3,000.00	
945257	1508238	10/7/2014	270	2,965.40	
945330	1508304	10/7/2014	270	2,870.00	
945288	1508265	10/7/2014	270	2,749.13	
945268	1508246	10/7/2014	270	2,580.00	
945222	1508206	10/7/2014	270	2,401.90	
945334	1508308	10/7/2014	270	2,348.25	
945270	1508248	10/7/2014	270	2,170.00	
945263	1508241	10/7/2014	270	1,624.70	
945224	1508207	10/7/2014	270	1,600.00	
945230	1508210	10/7/2014	270	1,479.60	
945289	1508266	10/7/2014	270	1,447.04	
945290	1508267	10/7/2014	270	1,240.73	
945333	1508307	10/7/2014	270	754.97	
945260	1508239	10/7/2014	270	497.50	
945196	1508189	10/7/2014	270	447.00	
945271	1508249	10/7/2014	270	410.00	
945272	1508250	10/7/2014	270	216.00	
945269	1508247	10/7/2014	270	200.00	
945254	1508237	10/7/2014	270	145.00	
945274	1508252	10/7/2014	270	120.00	
945198	1508190	10/7/2014	270	42.50	
945273	1508251	10/7/2014	270	30.00	
945323	8005609	10/7/2014	270		32,086.39
945241	142701003	10/7/2014	270		18,949,162.86
945644	142701007	10/8/2014	270	9,000,000.00	
945647	14270100808EFT A	10/8/2014	270	8,662,704.32	
945792	1508456	10/8/2014	270	6,732,180.29	
945356	142701001	10/8/2014	270	5,000,000.00	
945596	142701002	10/8/2014	270	5,000,000.00	
945599	142701003	10/8/2014	270	5,000,000.00	
945724	1508396	10/8/2014	270	1,486,341.72	
945699	1508361	10/8/2014	270	830,970.53	
945736	1508404	10/8/2014	270	546,224.12	
945684	1508351	10/8/2014	270	311,780.53	

Run Date: 6/30/2015
 Run Time: 5:07:57PM

Demand Account Activity

Start Date: 7/1/2014 End Date: 6/30/2015

Page: 122
 User: 0

Jnl. Entry	Ref #	Trx. Date	Ledger	Debit Amount	Credit Amount
945642	142701005	10/8/2014	270	147,000.00	
945700	1508362	10/8/2014	270	131,951.33	
945730	1508403	10/8/2014	270	130,269.42	
945701	1508363	10/8/2014	270	96,157.00	
945686	1508353	10/8/2014	270	83,091.52	
945663	1508398	10/8/2014	270	82,159.32	
945702	1508364	10/8/2014	270	60,827.43	
945729	1508402	10/8/2014	270	58,859.14	
945325	1508405	10/8/2014	270	49,853.93	
945728	1508401	10/8/2014	270	42,688.08	
945703	1508365	10/8/2014	270	42,277.86	
945654	14270100809CC All	10/8/2014	270	42,224.30	
945735	1508397	10/8/2014	270	40,544.04	
945756	1508412	10/8/2014	270	26,709.00	
945727	1508400	10/8/2014	270	25,229.43	
945688	1508354	10/8/2014	270	20,680.52	
945675	1508345	10/8/2014	270	15,341.10	
945719	1508390	10/8/2014	270	14,160.93	
945726	1508391	10/8/2014	270	9,730.98	
945750	1508409	10/8/2014	270	9,358.27	
945693	1508355	10/8/2014	270	9,008.54	
945732	1508392	10/8/2014	270	8,105.00	
945733	1508393	10/8/2014	270	7,490.47	
945676	1508346	10/8/2014	270	7,312.53	
945678	1508347	10/8/2014	270	7,080.00	
945776	1508442	10/8/2014	270	5,269.04	
945685	1508352	10/8/2014	270	4,561.59	
945689	1508357	10/8/2014	270	4,206.27	
945731	1508394	10/8/2014	270	4,189.00	
945692	1508358	10/8/2014	270	3,453.94	
945707	1508371	10/8/2014	270	3,369.00	
945709	1508373	10/8/2014	270	2,305.00	
945694	1508356	10/8/2014	270	2,232.20	
945751	1508410	10/8/2014	270	2,055.35	
945695	1508359	10/8/2014	270	1,872.55	
945734	1508395	10/8/2014	270	1,815.67	
945698	1508360	10/8/2014	270	1,703.00	
945704	1508368	10/8/2014	270	1,428.87	
945747	1508407	10/8/2014	270	804.00	
945744	1508406	10/8/2014	270	722.49	
945708	1508372	10/8/2014	270	440.00	
945655	14270100810IFTA C	10/8/2014	270	372.13	
945711	1508375	10/8/2014	270	303.00	
945706	1508370	10/8/2014	270	260.00	
945681	1508349	10/8/2014	270	255.76	
945677	1508369	10/8/2014	270	240.00	
945669	1508340	10/8/2014	270	90.00	
945672	1508343	10/8/2014	270	90.00	
945754	1508411	10/8/2014	270	84.00	
945668	1508339	10/8/2014	270	80.00	
945710	1508374	10/8/2014	270	70.00	
945725	1508399	10/8/2014	270	50.00	
945673	1508344	10/8/2014	270	40.17	
945713	1508382	10/8/2014	270	37.50	
945748	1508408	10/8/2014	270	35.00	
945682	1508350	10/8/2014	270	24.16	

Run Date: 6/30/2015
 Run Time: 5:07:57PM

Demand Account Activity

Start Date: 7/1/2014 End Date: 6/30/2015

Page: 123
 User: 0

Jnl. Entry	Ref #	Trx. Date	Ledger	Debit Amount	Credit Amount
945714	1508383	10/8/2014	270	15.00	
945670	1508341	10/8/2014	270	13.08	
945671	1508342	10/8/2014	270	8.72	
945679	1508348	10/8/2014	270	4.25	
945687	8005611	10/8/2014	270		13,595.00
945640	142701004	10/8/2014	270		1,057,000.00
945643	142701006	10/8/2014	270		6,732,180.29
945705	142701011	10/8/2014	270		45,051,155.47
946330	1508550	10/9/2014	270	147,734,486.10	
946253	142701004	10/9/2014	270	14,000,000.00	
946255	14270100907EFT A	10/9/2014	270	5,010,047.93	
945877	1508461	10/9/2014	270	2,500,000.00	
946329	1508549	10/9/2014	270	553,476.90	
946388	142701012	10/9/2014	270	429,875.00	
946350	1508568	10/9/2014	270	324,491.04	
945874	1508460	10/9/2014	270	319,000.00	
945872	1508459	10/9/2014	270	175,000.00	
945869	1508458	10/9/2014	270	170,000.00	
946352	1508569	10/9/2014	270	148,736.68	
945868	1508457	10/9/2014	270	143,000.00	
946325	1508547	10/9/2014	270	130,363.82	
945881	1508462	10/9/2014	270	123,000.00	
946340	1508553	10/9/2014	270	109,539.68	
946354	1508570	10/9/2014	270	100,974.82	
946334	1508538	10/9/2014	270	100,540.47	
946250	1508486	10/9/2014	270	95,613.00	
946346	1508565	10/9/2014	270	78,666.66	
946258	1508490	10/9/2014	270	73,800.00	
946280	14270100908CC All	10/9/2014	270	32,566.50	
946382	1508576	10/9/2014	270	32,225.44	
945879	1508466	10/9/2014	270	26,000.00	
946262	1508491	10/9/2014	270	25,834.29	
946260	1508488	10/9/2014	270	23,273.34	
946344	1508564	10/9/2014	270	17,986.20	
946264	1508492	10/9/2014	270	15,391.77	
946321	1508532	10/9/2014	270	15,382.09	
945878	1508465	10/9/2014	270	15,000.00	
946356	1508571	10/9/2014	270	13,720.16	
946342	1508563	10/9/2014	270	13,643.91	
946302	1508515	10/9/2014	270	13,289.00	
945883	1508464	10/9/2014	270	13,000.00	
946343	1508554	10/9/2014	270	12,658.13	
946351	1508557	10/9/2014	270	12,535.47	
946337	1508539	10/9/2014	270	12,488.22	
946266	1508494	10/9/2014	270	10,343.86	
946256	1508495	10/9/2014	270	9,778.83	
946282	14270100909ABCBI	10/9/2014	270	8,190.00	
946271	1508498	10/9/2014	270	7,556.93	
946272	1508499	10/9/2014	270	6,603.47	
946358	1508572	10/9/2014	270	6,287.24	
946269	1508496	10/9/2014	270	5,133.18	
945882	1508463	10/9/2014	270	5,000.00	
946333	1508575	10/9/2014	270	3,834.00	
946270	1508497	10/9/2014	270	3,781.08	
946304	1508517	10/9/2014	270	3,775.00	
946339	1508552	10/9/2014	270	3,567.91	

Run Date: 6/30/2015
 Run Time: 5:07:57PM

Demand Account Activity

Start Date: 7/1/2014 End Date: 6/30/2015

Page: 124
 User: 0

Jnl. Entry	Ref #	Trx. Date	Ledger	Debit Amount	Credit Amount
946338	1508551	10/9/2014	270	3,531.21	
946357	1508560	10/9/2014	270	3,056.00	
946336	1508561	10/9/2014	270	2,632.63	
946319	1508531	10/9/2014	270	2,016.51	
946345	1508555	10/9/2014	270	1,771.20	
946327	1508548	10/9/2014	270	1,655.96	
946341	1508562	10/9/2014	270	1,527.50	
946303	1508516	10/9/2014	270	1,060.00	
946261	1508489	10/9/2014	270	906.47	
946281	14270100909IFTA C	10/9/2014	270	853.20	
946306	1508519	10/9/2014	270	782.50	
946314	1508526	10/9/2014	270	750.00	
946305	1508518	10/9/2014	270	710.00	
946360	1508573	10/9/2014	270	528.00	
946349	1508567	10/9/2014	270	356.18	
946312	1508524	10/9/2014	270	350.00	
946259	1508487	10/9/2014	270	325.06	
946353	1508558	10/9/2014	270	317.77	
946309	1508521	10/9/2014	270	300.00	
946317	1508528	10/9/2014	270	300.00	
946318	1508529	10/9/2014	270	250.00	
946348	1508556	10/9/2014	270	227.50	
946310	1508522	10/9/2014	270	160.00	
946355	1508559	10/9/2014	270	156.10	
946311	1508523	10/9/2014	270	140.00	
946307	1508520	10/9/2014	270	120.00	
946313	1508525	10/9/2014	270	120.00	
946315	1508527	10/9/2014	270	120.00	
946347	1508566	10/9/2014	270	108.57	
946265	1508493	10/9/2014	270	42.00	
946299	142701010	10/9/2014	270		14,295,980.14
945899	142701001	10/9/2014	270		51,000,000.00
946251	142701002	10/9/2014	270		51,000,000.00
946252	142701003	10/9/2014	270		51,000,000.00
946386	142701011	10/9/2014	270		1,247,875.00
946419	142701001	10/10/2014	270	77,000,000.00	
946778	142701002	10/10/2014	270	77,000,000.00	
946780	142701003	10/10/2014	270	77,000,000.00	
946931	1508740	10/10/2014	270	16,891,372.90	
946781	142701004	10/10/2014	270	9,000,000.00	
946784	14270101007EFT A	10/10/2014	270	6,837,267.93	
946884	1508684	10/10/2014	270	4,397,296.87	
946856	1508681	10/10/2014	270	4,132,977.81	
946874	1508683	10/10/2014	270	1,701,076.64	
946827	1508636	10/10/2014	270	1,288,800.53	
946418	1508617	10/10/2014	270	446,196.48	
946891	1508685	10/10/2014	270	403,075.67	
946847	1508672	10/10/2014	270	264,360.67	
946808	1508628	10/10/2014	270	198,053.11	
946810	1508629	10/10/2014	270	188,167.76	
946855	1508680	10/10/2014	270	167,626.53	
946812	1508630	10/10/2014	270	164,899.21	
946785	1508618	10/10/2014	270	154,307.86	
946846	1508671	10/10/2014	270	134,917.87	
946799	1508637	10/10/2014	270	112,021.83	
946909	1508720	10/10/2014	270	80,700.00	

Run Date: 6/30/2015
Run Time: 5:07:57PM

Demand Account Activity

Start Date: 7/1/2014 End Date: 6/30/2015

Page: 125
User: 0

Jnl. Entry	Ref #	Trx. Date	Ledger	Debit Amount	Credit Amount
946813	1508631	10/10/2014	270	76,082.76	
946845	1508670	10/10/2014	270	65,655.69	
946809	1508632	10/10/2014	270	62,001.23	
946869	1508688	10/10/2014	270	57,168.08	
946844	1508669	10/10/2014	270	35,729.59	
946843	1508668	10/10/2014	270	29,960.82	
946927	1508737	10/10/2014	270	19,375.00	
946872	1508689	10/10/2014	270	12,935.36	
946821	1508639	10/10/2014	270	12,925.40	
946826	1508640	10/10/2014	270	11,174.23	
946842	1508667	10/10/2014	270	9,858.17	
946871	1508682	10/10/2014	270	8,898.21	
946815	1508633	10/10/2014	270	8,389.38	
946857	1508691	10/10/2014	270	7,864.00	
946796	1508619	10/10/2014	270	7,761.95	
946841	1508666	10/10/2014	270	7,215.69	
946852	1508677	10/10/2014	270	5,912.00	
946816	1508641	10/10/2014	270	5,272.73	
946901	1508735	10/10/2014	270	4,062.00	
946818	1508638	10/10/2014	270	4,000.00	
946787	14270101009IFTA C	10/10/2014	270	3,966.26	
946820	1508642	10/10/2014	270	3,438.72	
946786	14270101008CC All	10/10/2014	270	2,716.64	
946814	1508643	10/10/2014	270	2,520.27	
946867	1508694	10/10/2014	270	2,389.00	
946853	1508678	10/10/2014	270	2,385.00	
946840	1508665	10/10/2014	270	2,330.87	
946910	1508721	10/10/2014	270	2,319.50	
946926	1508736	10/10/2014	270	1,890.00	
946839	1508664	10/10/2014	270	1,436.19	
946897	1508687	10/10/2014	270	1,221.45	
946883	1508697	10/10/2014	270	1,197.00	
946817	1508634	10/10/2014	270	1,165.73	
946822	1508635	10/10/2014	270	1,136.29	
946819	1508644	10/10/2014	270	1,044.00	
946837	1508663	10/10/2014	270	1,037.09	
946850	1508675	10/10/2014	270	502.50	
946851	1508676	10/10/2014	270	480.00	
946854	1508679	10/10/2014	270	450.00	
946823	1508645	10/10/2014	270	407.38	
946399	1508610	10/10/2014	270	331.44	
946413	1508599	10/10/2014	270	306.81	
946412	1508598	10/10/2014	270	304.45	
946414	1508600	10/10/2014	270	304.03	
946415	1508601	10/10/2014	270	303.94	
946417	1508602	10/10/2014	270	303.70	
946392	1508603	10/10/2014	270	303.51	
946393	1508604	10/10/2014	270	303.46	
946394	1508605	10/10/2014	270	302.85	
946411	1508597	10/10/2014	270	302.24	
946895	1508686	10/10/2014	270	270.00	
946398	1508609	10/10/2014	270	160.00	
946873	1508690	10/10/2014	270	146.00	
946864	1508693	10/10/2014	270	130.00	
946860	1508692	10/10/2014	270	90.00	
946396	1508607	10/10/2014	270	80.00	

Run Date: 6/30/2015
 Run Time: 5:07:57PM

Demand Account Activity

Start Date: 7/1/2014 End Date: 6/30/2015

Page: 126
 User: 0

Jnl. Entry	Ref #	Trx. Date	Ledger	Debit Amount	Credit Amount
946849	1508674	10/10/2014	270	70.00	
946879	1508696	10/10/2014	270	65.00	
946397	1508608	10/10/2014	270	30.00	
946870	1508695	10/10/2014	270	26.05	
946395	1508606	10/10/2014	270	21.40	
946848	1508673	10/10/2014	270	20.00	
946408	1508620	10/10/2014	270	20.00	
946797	1508621	10/10/2014	270	20.00	
946800	1508622	10/10/2014	270	4.25	
946802	8005612	10/10/2014	270		7,283.33
946782	142701005	10/10/2014	270		391,000.00
946783	142701006	10/10/2014	270		16,891,372.90
946828	142701010	10/10/2014	270		260,435,716.90
946913	142701011	10/10/2014	270		100,000.00
946946	15300101303	10/13/2014	270	12,000,000.00	
946948	1508750	10/13/2014	270	289,549.44	
947011	1508809	10/13/2014	270	64,230.34	
947004	1508806	10/13/2014	270	53,538.56	
947009	1508807	10/13/2014	270	52,799.62	
946949	1508751	10/13/2014	270	45,000.00	
946951	1508753	10/13/2014	270	12,899.48	
947010	1508808	10/13/2014	270	9,414.67	
947012	1508810	10/13/2014	270	8,635.00	
946952	1508754	10/13/2014	270	8,352.89	
946990	1508792	10/13/2014	270	8,095.41	
946988	1508790	10/13/2014	270	5,005.06	
946982	1508784	10/13/2014	270	4,847.00	
946980	1508782	10/13/2014	270	1,655.00	
946989	1508791	10/13/2014	270	1,466.80	
946987	1508789	10/13/2014	270	831.68	
946984	1508786	10/13/2014	270	486.00	
946983	1508785	10/13/2014	270	380.00	
946981	1508783	10/13/2014	270	310.00	
946950	1508752	10/13/2014	270	242.12	
946991	1508793	10/13/2014	270	237.50	
946985	1508787	10/13/2014	270	90.00	
946986	1508788	10/13/2014	270	70.00	
947261	14270101405EFT A	10/14/2014	270	22,107,419.51	
947255	142701002	10/14/2014	270	8,000,000.00	
947259	142701004	10/14/2014	270	4,316,000.00	
947244	1508875	10/14/2014	270	1,579,743.11	
947818	1509031	10/14/2014	270	1,200,917.83	
947237	1508874	10/14/2014	270	1,084,464.63	
947236	1508839	10/14/2014	270	640,117.31	
947219	1508844	10/14/2014	270	501,257.60	
947216	1508836	10/14/2014	270	450,549.08	
947211	1508842	10/14/2014	270	270,470.66	
947221	1508837	10/14/2014	270	222,506.00	
947214	1508843	10/14/2014	270	87,223.67	
947869	1509066	10/14/2014	270	85,000.00	
947258	142701003	10/14/2014	270	84,749.20	
947240	1508840	10/14/2014	270	82,425.10	
947224	1508838	10/14/2014	270	72,679.45	
947213	1508850	10/14/2014	270	59,239.45	
947225	1508846	10/14/2014	270	50,000.00	
947254	1508877	10/14/2014	270	47,924.69	

Run Date: 6/30/2015
 Run Time: 5:07:57PM

Demand Account Activity

Page: 127
 User: 0

Start Date: 7/1/2014 End Date: 6/30/2015

Jnl. Entry	Ref #	Trx. Date	Ledger	Debit Amount	Credit Amount
947816	1509029	10/14/2014	270	46,654.98	
947817	1509030	10/14/2014	270	37,810.93	
947262	14270101406CC All	10/14/2014	270	35,076.92	
947253	1508876	10/14/2014	270	28,734.00	
947215	1508851	10/14/2014	270	23,310.59	
947198	1508841	10/14/2014	270	19,591.75	
947197	1508835	10/14/2014	270	18,055.00	
947209	1508848	10/14/2014	270	14,823.13	
947217	1508852	10/14/2014	270	12,268.71	
947819	1509032	10/14/2014	270	10,354.65	
947815	1509028	10/14/2014	270	8,702.24	
947249	1508873	10/14/2014	270	8,608.35	
947208	1508847	10/14/2014	270	8,311.83	
947218	1508853	10/14/2014	270	6,588.88	
947212	1508849	10/14/2014	270	5,482.00	
947814	1509027	10/14/2014	270	4,990.73	
947230	1508858	10/14/2014	270	4,085.75	
947226	1508856	10/14/2014	270	3,919.77	
947241	1508862	10/14/2014	270	3,758.70	
947222	1508855	10/14/2014	270	3,753.99	
947233	1508859	10/14/2014	270	3,159.88	
947243	1508863	10/14/2014	270	3,123.50	
947842	1509046	10/14/2014	270	3,080.00	
947235	1508860	10/14/2014	270	3,043.75	
947220	1508854	10/14/2014	270	2,937.34	
947238	1508861	10/14/2014	270	2,613.00	
947264	14270101407IFTA C	10/14/2014	270	2,433.94	
947239	1508892	10/14/2014	270	2,264.08	
947228	1508857	10/14/2014	270	2,248.00	
947303	1509049	10/14/2014	270	1,704.00	
947260	1508879	10/14/2014	270	1,670.00	
947227	1508865	10/14/2014	270	1,573.75	
947206	1508864	10/14/2014	270	1,015.00	
947821	1509034	10/14/2014	270	572.31	
947812	1509025	10/14/2014	270	369.00	
947813	1509026	10/14/2014	270	177.50	
947810	1509023	10/14/2014	270	151.00	
947257	1508878	10/14/2014	270	100.90	
947811	1509024	10/14/2014	270	78.50	
947234	1508868	10/14/2014	270	76.00	
947822	1509047	10/14/2014	270	70.00	
947223	1508845	10/14/2014	270	28.38	
947248	1508872	10/14/2014	270	28.00	
947229	1508866	10/14/2014	270	24.00	
947232	1508867	10/14/2014	270	16.00	
947242	1508870	10/14/2014	270	12.00	
947247	1508871	10/14/2014	270	12.00	
947301	1509048	10/14/2014	270	10.00	
947820	1509033	10/14/2014	270	9.70	
947231	1508869	10/14/2014	270	8.00	
947849	8005616	10/14/2014	270		35,403.42
947200	142701001	10/14/2014	270		5,023,000.00
947294	142701008	10/14/2014	270		45,947,917.28
948342	1509204	10/15/2014	270	67,811,049.42	
947888	14270101511EFT A	10/15/2014	270	27,161,446.32	
947882	142701005	10/15/2014	270	15,000,000.00	

Run Date: 6/30/2015
Run Time: 5:07:57PM

Demand Account Activity

Start Date: 7/1/2014 End Date: 6/30/2015

Page: 128
User: 0

Jnl. Entry	Ref #	Trx. Date	Ledger	Debit Amount	Credit Amount
948309	1509159	10/15/2014	270	13,660,758.35	
947884	142701007	10/15/2014	270	13,000,000.00	
947883	142701006	10/15/2014	270	3,000,000.00	
947895	1509082	10/15/2014	270	2,771,937.89	
947905	1509105	10/15/2014	270	1,500,000.00	
948244	14270101513nonair	10/15/2014	270	799,471.40	
948300	1509184	10/15/2014	270	711,000.00	
947891	1509081	10/15/2014	270	452,132.34	
947916	1509087	10/15/2014	270	408,847.12	
947886	142701009	10/15/2014	270	400,000.00	
948328	1509165	10/15/2014	270	350,200.73	
948307	1509158	10/15/2014	270	231,963.46	
947912	1509086	10/15/2014	270	209,471.40	
948340	1509187	10/15/2014	270	157,417.36	
947921	1509096	10/15/2014	270	126,861.19	
947917	1509095	10/15/2014	270	121,629.77	
948305	1509156	10/15/2014	270	58,785.19	
948330	1509168	10/15/2014	270	54,749.79	
947874	1509091	10/15/2014	270	47,584.71	
947915	1509107	10/15/2014	270	46,696.85	
948314	1509160	10/15/2014	270	37,526.71	
948317	1509161	10/15/2014	270	35,218.12	
947902	1509092	10/15/2014	270	34,795.97	
947920	1509088	10/15/2014	270	29,790.61	
948380	1509205	10/15/2014	270	25,263.00	
947924	1509090	10/15/2014	270	21,444.00	
948243	14270101512	10/15/2014	270	21,422.35	
947875	1509073	10/15/2014	270	19,047.00	
948327	1509167	10/15/2014	270	18,061.31	
948306	1509157	10/15/2014	270	17,297.75	
947896	1509076	10/15/2014	270	16,577.28	
948332	1509170	10/15/2014	270	14,907.62	
947897	1509077	10/15/2014	270	12,422.46	
947901	1509078	10/15/2014	270	12,176.27	
947918	1509101	10/15/2014	270	12,044.93	
947908	1509080	10/15/2014	270	10,486.77	
947913	1509100	10/15/2014	270	9,401.42	
947894	1509075	10/15/2014	270	7,996.16	
947900	1509098	10/15/2014	270	7,726.29	
948319	1509162	10/15/2014	270	6,830.27	
947907	1509085	10/15/2014	270	6,316.26	
947909	1509093	10/15/2014	270	6,199.61	
947910	1509106	10/15/2014	270	5,537.48	
947922	1509102	10/15/2014	270	5,312.43	
947906	1509099	10/15/2014	270	4,236.61	
948324	1509183	10/15/2014	270	4,144.36	
948312	1509175	10/15/2014	270	4,108.00	
947893	1509074	10/15/2014	270	3,866.71	
947877	1509097	10/15/2014	270	3,630.87	
948310	1509173	10/15/2014	270	3,259.55	
947923	1509089	10/15/2014	270	2,285.60	
947904	1509079	10/15/2014	270	1,994.52	
948315	1509177	10/15/2014	270	1,970.00	
948331	1509169	10/15/2014	270	1,903.61	
948311	1509174	10/15/2014	270	1,701.45	
948269	1509154	10/15/2014	270	1,561.00	

Run Date: 6/30/2015
 Run Time: 5:07:57PM

Demand Account Activity

Page: 129
 User: 0

Start Date: 7/1/2014 End Date: 6/30/2015

Jnl. Entry	Ref #	Trx. Date	Ledger	Debit Amount	Credit Amount
948325	1509166	10/15/2014	270	1,518.31	
947925	1509171	10/15/2014	270	1,046.80	
948323	1509163	10/15/2014	270	997.86	
948308	1509172	10/15/2014	270	745.00	
947903	1509084	10/15/2014	270	717.39	
948347	1509193	10/15/2014	270	575.00	
948318	1509179	10/15/2014	270	379.50	
948316	1509178	10/15/2014	270	370.00	
948313	1509176	10/15/2014	270	320.00	
948326	1509164	10/15/2014	270	260.03	
947914	1509094	10/15/2014	270	245.90	
948345	1509191	10/15/2014	270	245.00	
947898	1509083	10/15/2014	270	211.35	
948346	1509192	10/15/2014	270	195.00	
948304	1509155	10/15/2014	270	162.00	
948321	1509181	10/15/2014	270	140.00	
948320	1509180	10/15/2014	270	110.00	
948322	1509182	10/15/2014	270	109.68	
948339	1509190	10/15/2014	270	65.00	
947899	1509104	10/15/2014	270	40.00	
947892	1509103	10/15/2014	270	27.25	
948268	8005618	10/15/2014	270		3,455.00
947878	142701001	10/15/2014	270		7,000,000.00
947879	142701002	10/15/2014	270		7,000,000.00
947880	142701003	10/15/2014	270		7,000,000.00
947881	142701004	10/15/2014	270		24,998,750.00
947885	142701008	10/15/2014	270		713,000.00
947887	142701010	10/15/2014	270		67,811,049.42
948264	142701015	10/15/2014	270		34,694,261.81
948429	14270101606	10/16/2014	270	140,876,697.03	
949629	1509297	10/16/2014	270	57,986,895.34	
948428	142701009	10/16/2014	270	28,790,350.69	
948403	142701005	10/16/2014	270	8,000,000.00	
949625	1509298	10/16/2014	270	1,687,953.36	
949685	1509346	10/16/2014	270	1,115,000.00	
949627	1509295	10/16/2014	270	746,433.71	
948421	1509227	10/16/2014	270	500,000.00	
949626	1509307	10/16/2014	270	362,986.49	
948426	1509230	10/16/2014	270	353,073.05	
949655	1509306	10/16/2014	270	239,156.93	
949632	1509299	10/16/2014	270	207,896.83	
949643	1509302	10/16/2014	270	191,189.62	
949646	1509321	10/16/2014	270	146,429.20	
949596	1509271	10/16/2014	270	118,279.83	
948409	1509221	10/16/2014	270	116,790.81	
948423	1509228	10/16/2014	270	89,602.39	
949636	1509300	10/16/2014	270	59,354.01	
949628	1509296	10/16/2014	270	55,159.86	
948413	1509222	10/16/2014	270	43,405.83	
949641	1509316	10/16/2014	270	41,793.76	
949654	1509305	10/16/2014	270	38,637.98	
948424	1509229	10/16/2014	270	31,200.00	
949639	1509301	10/16/2014	270	28,322.33	
949645	1509320	10/16/2014	270	27,574.32	
948410	1509235	10/16/2014	270	25,519.88	
948406	1509233	10/16/2014	270	16,297.04	

Run Date: 6/30/2015
 Run Time: 5:07:57PM

Demand Account Activity

Start Date: 7/1/2014 End Date: 6/30/2015

Page: 130
 User: 0

Jnl. Entry	Ref #	Trx. Date	Ledger	Debit Amount	Credit Amount
948408	1509234	10/16/2014	270	11,229.45	
948407	1509226	10/16/2014	270	10,486.08	
949630	1509308	10/16/2014	270	10,029.43	
949601	1509267	10/16/2014	270	8,364.99	
949652	1509329	10/16/2014	270	8,193.20	
949650	1509303	10/16/2014	270	7,786.91	
948411	1509236	10/16/2014	270	7,740.00	
948450	1509268	10/16/2014	270	7,445.71	
948392	1509231	10/16/2014	270	6,271.84	
948412	1509237	10/16/2014	270	4,282.36	
949635	1509312	10/16/2014	270	4,065.90	
948447	1509252	10/16/2014	270	3,937.50	
949597	1509261	10/16/2014	270	3,682.00	
949634	1509311	10/16/2014	270	3,612.00	
948388	1509212	10/16/2014	270	3,459.50	
949633	1509310	10/16/2014	270	3,225.75	
949631	1509309	10/16/2014	270	2,723.00	
948404	1509232	10/16/2014	270	2,437.21	
949593	1509259	10/16/2014	270	1,865.00	
949637	1509313	10/16/2014	270	1,776.83	
949647	1509318	10/16/2014	270	1,710.15	
948397	1509238	10/16/2014	270	1,643.32	
949431	1509253	10/16/2014	270	1,591.44	
948430	14300101607IFTA C	10/16/2014	270	1,305.70	
949623	1509294	10/16/2014	270	1,207.00	
948432	1509244	10/16/2014	270	1,100.00	
948417	1509223	10/16/2014	270	970.00	
949602	1509263	10/16/2014	270	800.50	
948419	1509224	10/16/2014	270	790.50	
948389	1509213	10/16/2014	270	789.00	
949432	1509254	10/16/2014	270	710.78	
948418	1509240	10/16/2014	270	484.83	
949595	1509260	10/16/2014	270	370.00	
949587	1509255	10/16/2014	270	364.20	
948420	1509242	10/16/2014	270	350.00	
948431	1509243	10/16/2014	270	300.00	
949600	1509262	10/16/2014	270	280.00	
948433	1509245	10/16/2014	270	275.00	
949644	1509317	10/16/2014	270	222.50	
949591	1509265	10/16/2014	270	150.00	
949651	1509319	10/16/2014	270	146.00	
949604	1509264	10/16/2014	270	100.00	
948416	1509239	10/16/2014	270	45.00	
949599	1509266	10/16/2014	270	35.00	
949653	1509304	10/16/2014	270	34.69	
949588	1509256	10/16/2014	270	25.01	
948398	1509225	10/16/2014	270	20.00	
949638	1509314	10/16/2014	270	16.00	
949640	1509315	10/16/2014	270	8.00	
948394	142701001	10/16/2014	270		68,000,000.00
948400	142701002	10/16/2014	270		68,000,000.00
948401	142701003	10/16/2014	270		68,000,000.00
948402	142701004	10/16/2014	270		145,000.00
948414	142701008	10/16/2014	270		20,036,000.00
948415	142701010	10/16/2014	270		14,653,494.08
949990	14270101711EFT A	10/17/2014	270	46,881,366.69	

Run Date: 6/30/2015
Run Time: 5:07:57PM

Demand Account Activity

Start Date: 7/1/2014 End Date: 6/30/2015

Page: 131
User: 0

Jnl. Entry	Ref #	Trx. Date	Ledger	Debit Amount	Credit Amount
949729	142701008	10/17/2014	270	30,032,500.00	
949710	142701002	10/17/2014	270	20,000,000.00	
949711	142701003	10/17/2014	270	20,000,000.00	
949698	142701001	10/17/2014	270	20,000,000.00	
949720	142701006	10/17/2014	270	12,316,239.00	
950164	1509468	10/17/2014	270	11,678,114.34	
949723	142701007	10/17/2014	270	11,000,000.00	
949996	1509386	10/17/2014	270	769,242.18	
950127	1509431	10/17/2014	270	612,597.93	
950109	1509421	10/17/2014	270	507,015.96	
950113	1509423	10/17/2014	270	377,836.03	
949993	1509385	10/17/2014	270	322,404.84	
950130	1509432	10/17/2014	270	282,745.34	
950102	1509416	10/17/2014	270	259,973.18	
950095	1509410	10/17/2014	270	205,501.41	
949734	1509398	10/17/2014	270	139,954.55	
950080	1509404	10/17/2014	270	128,750.46	
950105	1509418	10/17/2014	270	119,133.76	
949994	1509402	10/17/2014	270	110,215.06	
949735	1509399	10/17/2014	270	89,199.17	
949726	1509380	10/17/2014	270	67,099.80	
949989	1509401	10/17/2014	270	60,383.08	
949719	1509371	10/17/2014	270	55,533.97	
950087	14270101712CC All	10/17/2014	270	53,008.31	
949728	1509381	10/17/2014	270	52,867.43	
950093	1509409	10/17/2014	270	48,320.53	
950146	1509462	10/17/2014	270	43,651.70	
949733	1509397	10/17/2014	270	42,273.00	
950170	1509474	10/17/2014	270	40,000.00	
949986	1509400	10/17/2014	270	35,520.89	
950158	1509473	10/17/2014	270	35,000.00	
950112	1509422	10/17/2014	270	31,259.68	
950167	1509470	10/17/2014	270	30,594.24	
950101	1509415	10/17/2014	270	24,448.33	
949731	1509382	10/17/2014	270	23,911.38	
950074	1509389	10/17/2014	270	22,270.00	
949985	1509383	10/17/2014	270	17,106.49	
950165	1509469	10/17/2014	270	13,918.96	
950108	1509419	10/17/2014	270	12,841.61	
949732	1509396	10/17/2014	270	11,007.80	
949722	1509372	10/17/2014	270	9,428.29	
950168	1509475	10/17/2014	270	9,386.09	
949995	1509403	10/17/2014	270	7,463.74	
949997	1509387	10/17/2014	270	6,725.00	
949988	1509384	10/17/2014	270	5,285.00	
950123	1509438	10/17/2014	270	4,461.50	
950171	1509472	10/17/2014	270	4,200.00	
949725	1509373	10/17/2014	270	3,716.79	
950169	1509471	10/17/2014	270	3,550.05	
950128	1509439	10/17/2014	270	3,501.00	
949727	1509374	10/17/2014	270	3,204.82	
949709	1509375	10/17/2014	270	2,879.49	
950111	1509429	10/17/2014	270	2,567.64	
950160	1509463	10/17/2014	270	2,464.70	
949715	1509376	10/17/2014	270	2,457.11	
949718	1509377	10/17/2014	270	2,313.19	

Run Date: 6/30/2015
 Run Time: 5:07:57PM

Demand Account Activity

Page: 132
 User: 0

Start Date: 7/1/2014 End Date: 6/30/2015

Jnl. Entry	Ref #	Trx. Date	Ledger	Debit Amount	Credit Amount
950114	1509430	10/17/2014	270	2,253.58	
950081	1509394	10/17/2014	270	2,024.58	
950089	14270101713IFTA C	10/17/2014	270	1,985.20	
950097	1509412	10/17/2014	270	1,973.90	
950076	1509390	10/17/2014	270	1,800.00	
950110	1509428	10/17/2014	270	1,439.83	
950073	1509388	10/17/2014	270	1,240.00	
949721	1509378	10/17/2014	270	1,051.51	
950098	1509413	10/17/2014	270	1,012.20	
950103	1509417	10/17/2014	270	939.68	
950099	1509414	10/17/2014	270	834.96	
950077	1509391	10/17/2014	270	827.50	
949704	1509367	10/17/2014	270	800.00	
949713	1509368	10/17/2014	270	709.75	
950096	1509411	10/17/2014	270	605.00	
949693	1509354	10/17/2014	270	488.00	
949714	1509369	10/17/2014	270	257.50	
950106	1509427	10/17/2014	270	231.85	
949694	1509355	10/17/2014	270	190.00	
949724	1509379	10/17/2014	270	130.00	
950078	1509392	10/17/2014	270	130.00	
950079	1509393	10/17/2014	270	130.00	
949730	1509395	10/17/2014	270	100.57	
949716	1509370	10/17/2014	270	17.44	
950149	8005621	10/17/2014	270		31,533.51
950125	142701014	10/17/2014	270		166,693,573.98
949712	142701004	10/17/2014	270		11,678,114.34
949717	142701005	10/17/2014	270		970,000.00
950173	Ledger Correction	10/17/2014	270		4,200.00
950173	Ledger Correction	10/17/2014	270		3,550.05
950673	142701004	10/20/2014	270	20,000,000.00	
950690	14270102011EFT A	10/20/2014	270	19,854,055.70	
950685	142701006	10/20/2014	270	12,000,000.00	
950686	142701007	10/20/2014	270	5,013,750.00	
950743	1509539	10/20/2014	270	2,056,870.05	
950667	1509496	10/20/2014	270	479,300.00	
950672	1509495	10/20/2014	270	263,140.56	
950752	1509540	10/20/2014	270	192,646.85	
950179	1509478	10/20/2014	270	140,780.00	
950736	1509536	10/20/2014	270	120,748.90	
950670	1509500	10/20/2014	270	92,117.85	
950753	1509558	10/20/2014	270	87,500.00	
950794	1509589	10/20/2014	270	75,000.00	
950716	1509520	10/20/2014	270	36,373.76	
950747	1509542	10/20/2014	270	33,744.33	
950751	1509557	10/20/2014	270	30,620.80	
950755	1509541	10/20/2014	270	28,716.49	
950698	14270102012CC All	10/20/2014	270	24,409.61	
950700	14270102013IFTA C	10/20/2014	270	21,124.40	
950714	1509517	10/20/2014	270	19,973.45	
950195	1509499	10/20/2014	270	16,006.06	
950681	1509498	10/20/2014	270	10,536.76	
950680	1509497	10/20/2014	270	8,546.83	
950674	1509501	10/20/2014	270	6,820.98	
950679	1509506	10/20/2014	270	4,978.50	
950750	1509556	10/20/2014	270	4,425.50	

Run Date: 6/30/2015
 Run Time: 5:07:57PM

Demand Account Activity

Start Date: 7/1/2014 End Date: 6/30/2015

Page: 133
 User: 0

Jnl. Entry	Ref #	Trx. Date	Ledger	Debit Amount	Credit Amount
950697	1509518	10/20/2014	270	2,695.72	
950748	1509543	10/20/2014	270	2,362.19	
950692	1509508	10/20/2014	270	1,595.00	
950694	1509510	10/20/2014	270	1,227.50	
950740	1509538	10/20/2014	270	1,175.55	
950771	1509570	10/20/2014	270	927.59	
950712	1509516	10/20/2014	270	866.32	
950713	1509519	10/20/2014	270	838.60	
950715	1509521	10/20/2014	270	400.00	
950691	1509507	10/20/2014	270	390.00	
950668	1509494	10/20/2014	270	348.50	
950693	1509509	10/20/2014	270	310.00	
950695	1509511	10/20/2014	270	260.00	
950737	1509537	10/20/2014	270	229.20	
950189	1509490	10/20/2014	270	217.00	
950768	1509567	10/20/2014	270	195.00	
950770	1509569	10/20/2014	270	195.00	
950749	1509544	10/20/2014	270	156.43	
950699	1509515	10/20/2014	270	142.50	
950185	1509484	10/20/2014	270	131.75	
950186	1509485	10/20/2014	270	108.50	
950696	1509512	10/20/2014	270	80.00	
950769	1509568	10/20/2014	270	65.00	
950678	1509503	10/20/2014	270	30.97	
950677	1509502	10/20/2014	270	1.00	
950711	142701012	10/20/2014	270		17,742,768.47
950669	142701002	10/20/2014	270		7,000,000.00
950671	142701003	10/20/2014	270		7,000,000.00
950676	142701005	10/20/2014	270		13,291,110.54
950688	142701009	10/20/2014	270		10,007,397.26
950689	142701010	10/20/2014	270		87,500.00
950196	142701001	10/20/2014	270		7,000,000.00
950809	142701004	10/21/2014	270	106,004,000.00	
950812	14270102107EFT A	10/21/2014	270	82,898,588.86	
950810	142701005	10/21/2014	270	14,000,000.00	
950811	142701006	10/21/2014	270	7,000,000.00	
951167	1509656	10/21/2014	270	1,674,999.38	
951170	1509657	10/21/2014	270	746,532.25	
951166	1509655	10/21/2014	270	550,412.97	
951181	1509666	10/21/2014	270	545,853.27	
951178	1509663	10/21/2014	270	461,529.50	
951143	1509667	10/21/2014	270	458,252.81	
951122	1509601	10/21/2014	270	369,955.00	
951128	1509622	10/21/2014	270	265,352.00	
951185	1509669	10/21/2014	270	211,574.94	
951132	1509623	10/21/2014	270	181,375.00	
951184	1509668	10/21/2014	270	175,326.22	
951116	1509615	10/21/2014	270	146,878.48	
951180	1509665	10/21/2014	270	138,951.49	
951120	1509606	10/21/2014	270	123,000.00	
951160	1509652	10/21/2014	270	115,000.00	
951202	1509685	10/21/2014	270	100,105.12	
951119	1509600	10/21/2014	270	83,267.83	
951117	1509605	10/21/2014	270	59,400.00	
951240	1509733	10/21/2014	270	58,371.75	
951093	14270102108CC All	10/21/2014	270	50,834.68	

Run Date: 6/30/2015
Run Time: 5:07:57PM

Demand Account Activity

Start Date: 7/1/2014 End Date: 6/30/2015

Page: 134
User: 0

Jnl. Entry	Ref #	Trx. Date	Ledger	Debit Amount	Credit Amount
951188	1509671	10/21/2014	270	40,829.94	
951189	1509672	10/21/2014	270	33,461.53	
951164	1509654	10/21/2014	270	26,410.43	
951125	1509603	10/21/2014	270	24,566.53	
951115	1509599	10/21/2014	270	19,648.17	
951112	1509604	10/21/2014	270	19,382.78	
951172	1509658	10/21/2014	270	19,044.65	
951173	1509659	10/21/2014	270	18,974.60	
951121	1509607	10/21/2014	270	17,053.12	
951261	1509723	10/21/2014	270	10,348.80	
951191	1509674	10/21/2014	270	9,151.98	
951192	1509675	10/21/2014	270	7,783.37	
951179	1509664	10/21/2014	270	6,826.83	
951222	1509716	10/21/2014	270	6,768.00	
951250	1509728	10/21/2014	270	6,192.99	
951190	1509673	10/21/2014	270	5,028.60	
951174	1509660	10/21/2014	270	4,766.56	
951133	1509624	10/21/2014	270	3,269.00	
950805	1509608	10/21/2014	270	2,602.06	
951194	1509677	10/21/2014	270	2,411.50	
951094	14270102109	10/21/2014	270	2,220.50	
951135	1509626	10/21/2014	270	1,995.00	
951241	1509734	10/21/2014	270	1,886.32	
951201	1509684	10/21/2014	270	1,857.65	
951193	1509676	10/21/2014	270	1,852.00	
951248	1509727	10/21/2014	270	1,420.00	
951113	1509613	10/21/2014	270	1,040.00	
951195	1509678	10/21/2014	270	945.61	
951106	1509609	10/21/2014	270	945.29	
951203	1509686	10/21/2014	270	920.00	
951252	1509729	10/21/2014	270	900.00	
951137	1509628	10/21/2014	270	719.00	
951253	1509719	10/21/2014	270	600.83	
951196	1509679	10/21/2014	270	503.00	
951221	1509730	10/21/2014	270	475.00	
951136	1509627	10/21/2014	270	360.00	
951263	1509724	10/21/2014	270	358.40	
951245	1509717	10/21/2014	270	280.00	
951114	1509614	10/21/2014	270	272.00	
951134	1509625	10/21/2014	270	260.00	
951177	1509662	10/21/2014	270	232.46	
951259	1509722	10/21/2014	270	90.00	
951237	1509731	10/21/2014	270	84.51	
951139	1509629	10/21/2014	270	80.00	
951246	1509726	10/21/2014	270	70.00	
951175	1509661	10/21/2014	270	68.05	
951107	1509610	10/21/2014	270	62.17	
951140	1509630	10/21/2014	270	60.00	
951124	1509602	10/21/2014	270	52.08	
951256	1509720	10/21/2014	270	50.00	
951111	1509612	10/21/2014	270	42.00	
951249	1509718	10/21/2014	270	40.00	
951258	1509721	10/21/2014	270	40.00	
951187	1509670	10/21/2014	270	34.64	
951238	1509732	10/21/2014	270	28.25	
951269	1509725	10/21/2014	270	25.17	

Run Date: 6/30/2015
 Run Time: 5:07:57PM

Demand Account Activity

Start Date: 7/1/2014 End Date: 6/30/2015

Page: 135
 User: 0

Jnl. Entry	Ref #	Trx. Date	Ledger	Debit Amount	Credit Amount
951197	1509680	10/21/2014	270	24.00	
951200	1509683	10/21/2014	270	20.00	
951199	1509682	10/21/2014	270	12.00	
951109	1509611	10/21/2014	270	9.00	
951198	1509681	10/21/2014	270	4.00	
951163	1509653	10/21/2014	270	0.44	
950792	142701001	10/21/2014	270		66,000,000.00
950807	142701002	10/21/2014	270		66,000,000.00
950808	142701003	10/21/2014	270		66,000,000.00
951186	8005623	10/21/2014	270		138,738.91
951226	15270102199	10/21/2014	270		16,679,395.74
951716	14270102208EFT A	10/22/2014	270	71,445,576.58	
951841	1509861	10/22/2014	270	12,848,986.26	
951715	142701007	10/22/2014	270	11,000,000.00	
951718	1509755	10/22/2014	270	7,406,411.58	
951786	1509809	10/22/2014	270	3,034,818.69	
951788	1509823	10/22/2014	270	1,101,877.86	
951783	1509807	10/22/2014	270	712,900.11	
951765	1509794	10/22/2014	270	446,344.46	
951731	1509762	10/22/2014	270	442,080.25	
951800	1509812	10/22/2014	270	435,004.72	
951801	1509813	10/22/2014	270	323,132.55	
951772	1509786	10/22/2014	270	253,310.20	
951729	1509761	10/22/2014	270	229,830.00	
951767	1509795	10/22/2014	270	206,620.50	
951727	1509760	10/22/2014	270	180,600.00	
951799	1509811	10/22/2014	270	143,524.00	
951806	1509817	10/22/2014	270	136,893.84	
951787	1509822	10/22/2014	270	102,235.74	
951782	1509826	10/22/2014	270	97,368.51	
951798	1509810	10/22/2014	270	88,915.75	
951374	1509763	10/22/2014	270	77,741.23	
951752	1509787	10/22/2014	270	69,933.28	
951784	1509821	10/22/2014	270	60,833.93	
951781	1509806	10/22/2014	270	53,969.00	
951792	1509825	10/22/2014	270	50,592.18	
951723	1509768	10/22/2014	270	49,513.06	
951793	1509832	10/22/2014	270	45,665.45	
951803	1509814	10/22/2014	270	44,961.49	
951790	1509824	10/22/2014	270	30,084.97	
951721	1509764	10/22/2014	270	24,999.10	
951775	1509788	10/22/2014	270	20,919.47	
951720	1509767	10/22/2014	270	20,215.48	
951375	1509766	10/22/2014	270	14,458.21	
951757	1509790	10/22/2014	270	11,927.77	
951804	1509815	10/22/2014	270	9,603.78	
951813	1509820	10/22/2014	270	8,974.30	
951805	1509816	10/22/2014	270	8,129.83	
951755	1509789	10/22/2014	270	6,670.42	
951738	1509779	10/22/2014	270	4,878.50	
951728	1509756	10/22/2014	270	4,871.28	
951759	1509791	10/22/2014	270	2,164.03	
951794	1509833	10/22/2014	270	1,988.00	
951791	1509828	10/22/2014	270	1,972.90	
951764	1509793	10/22/2014	270	1,550.00	
951758	1509781	10/22/2014	270	1,420.00	

Run Date: 6/30/2015
 Run Time: 5:07:57PM

Demand Account Activity

Page: 136
 User: 0

Start Date: 7/1/2014 End Date: 6/30/2015

Jnl. Entry	Ref #	Trx. Date	Ledger	Debit Amount	Credit Amount
951810	1509819	10/22/2014	270	1,384.79	
951785	1509808	10/22/2014	270	1,273.42	
951789	1509827	10/22/2014	270	780.00	
951807	1509818	10/22/2014	270	462.10	
951756	1509780	10/22/2014	270	390.00	
951373	1509757	10/22/2014	270	390.00	
951760	1509782	10/22/2014	270	260.00	
951769	1509796	10/22/2014	270	115.00	
951719	1509759	10/22/2014	270	108.78	
951762	1509783	10/22/2014	270	96.50	
951717	1509758	10/22/2014	270	89.25	
951761	1509792	10/22/2014	270	79.75	
951724	1509765	10/22/2014	270	77.55	
951795	1509829	10/22/2014	270	60.00	
951766	1509784	10/22/2014	270	30.00	
951770	1509785	10/22/2014	270	20.00	
951745	8005624	10/22/2014	270		12,645.21
951836	142701011	10/22/2014	270		18,240,653.74
951707	142701001	10/22/2014	270		15,000,000.00
951710	142701002	10/22/2014	270		15,000,000.00
951711	142701003	10/22/2014	270		15,000,000.00
951712	142701004	10/22/2014	270		29,983,033.33
951713	142701005	10/22/2014	270		9,146,000.00
951714	142701006	10/22/2014	270		12,848,986.26
952324	1509921	10/23/2014	270	61,320,680.22	
952282	14270102308EFT A	10/23/2014	270	19,570,451.15	
951862	142701004	10/23/2014	270	14,000,000.00	
951857	142701001	10/23/2014	270	11,000,000.00	
951860	142701002	10/23/2014	270	11,000,000.00	
951861	142701003	10/23/2014	270	11,000,000.00	
951863	142701005	10/23/2014	270	6,000,000.00	
951872	1509875	10/23/2014	270	2,000,000.00	
951870	1509872	10/23/2014	270	1,557,490.19	
952367	1509973	10/23/2014	270	406,845.04	
951877	1509880	10/23/2014	270	257,863.49	
951858	1509879	10/23/2014	270	240,000.00	
952332	1509924	10/23/2014	270	182,884.46	
952283	14270102309CC All	10/23/2014	270	182,222.99	
952390	1509975	10/23/2014	270	137,106.80	
952338	1509931	10/23/2014	270	104,896.42	
951871	1509874	10/23/2014	270	95,340.46	
952330	1509923	10/23/2014	270	74,052.64	
952321	1509918	10/23/2014	270	69,601.26	
952329	1509922	10/23/2014	270	66,500.00	
952334	1509929	10/23/2014	270	63,093.79	
951855	1509873	10/23/2014	270	54,738.00	
952322	1509919	10/23/2014	270	47,476.00	
951890	1509930	10/23/2014	270	38,367.98	
951869	1509876	10/23/2014	270	31,872.99	
952388	1509974	10/23/2014	270	28,914.15	
952281	142701007	10/23/2014	270	27,518.00	
951875	1509878	10/23/2014	270	26,112.84	
951873	1509877	10/23/2014	270	22,891.65	
952349	1509942	10/23/2014	270	21,989.12	
952307	1509908	10/23/2014	270	20,568.04	
952339	1509932	10/23/2014	270	15,462.70	

Run Date: 6/30/2015
 Run Time: 5:07:57PM

Demand Account Activity

Page: 137
 User: 0

Start Date: 7/1/2014 End Date: 6/30/2015

Jnl. Entry	Ref #	Trx. Date	Ledger	Debit Amount	Credit Amount
951878	1509881	10/23/2014	270	15,356.25	
951880	1509882	10/23/2014	270	13,763.00	
952302	1509901	10/23/2014	270	11,172.00	
951885	1509884	10/23/2014	270	8,782.36	
952323	1509920	10/23/2014	270	8,682.46	
952284	14270102310IFTA C	10/23/2014	270	8,608.31	
951882	1509883	10/23/2014	270	6,243.40	
952327	1509925	10/23/2014	270	6,241.09	
952345	1509938	10/23/2014	270	5,623.97	
952348	1509941	10/23/2014	270	4,990.73	
951879	1509885	10/23/2014	270	4,316.00	
952304	1509903	10/23/2014	270	3,920.00	
952341	1509934	10/23/2014	270	3,271.00	
951883	1509887	10/23/2014	270	3,050.24	
951881	1509886	10/23/2014	270	2,940.01	
952340	1509933	10/23/2014	270	2,587.30	
952342	1509935	10/23/2014	270	2,357.00	
952333	1509928	10/23/2014	270	1,955.76	
952346	1509939	10/23/2014	270	1,570.35	
952299	1509900	10/23/2014	270	1,554.87	
952303	1509902	10/23/2014	270	880.00	
952305	1509904	10/23/2014	270	730.00	
952347	1509940	10/23/2014	270	660.00	
952277	1509894	10/23/2014	270	550.00	
952343	1509936	10/23/2014	270	529.70	
952328	1509926	10/23/2014	270	395.04	
952389	1509971	10/23/2014	270	364.77	
951884	1509893	10/23/2014	270	350.00	
952308	1509906	10/23/2014	270	338.00	
952306	1509905	10/23/2014	270	260.00	
952366	1509970	10/23/2014	270	221.16	
951867	1509870	10/23/2014	270	140.25	
951874	1509888	10/23/2014	270	139.64	
952310	1509909	10/23/2014	270	126.36	
952344	1509937	10/23/2014	270	117.00	
952391	1509972	10/23/2014	270	105.73	
952331	1509927	10/23/2014	270	62.00	
952300	1509907	10/23/2014	270	60.00	
951868	1509871	10/23/2014	270	20.00	
951887	1509889	10/23/2014	270	4.52	
952368	8005626	10/23/2014	270		8,776.95
952297	142701012	10/23/2014	270		135,795,860.50
951866	142701006	10/23/2014	270		27,522.00
952403	142701003	10/24/2014	270	108,000,000.00	
952698	142701002	10/24/2014	270	108,000,000.00	
952700	142701003	10/24/2014	270	108,000,000.00	
952704	142701005	10/24/2014	270	13,000,000.00	
952766	1510033	10/24/2014	270	12,522,898.66	
952692	1509987	10/24/2014	270	6,429,005.41	
952706	14270102406EFT A	10/24/2014	270	4,129,410.07	
952710	14270102407CC All	10/24/2014	270	4,129,410.07	
952765	1510032	10/24/2014	270	2,923,955.32	
952756	1510027	10/24/2014	270	1,083,107.22	
952828	1510101	10/24/2014	270	351,289.57	
952737	1510049	10/24/2014	270	270,467.01	
952787	1510056	10/24/2014	270	190,102.00	

Run Date: 6/30/2015
Run Time: 5:07:57PM

Demand Account Activity

Start Date: 7/1/2014 End Date: 6/30/2015

Page: 138
User: 0

Jnl. Entry	Ref #	Trx. Date	Ledger	Debit Amount	Credit Amount
952696	1509991	10/24/2014	270	178,159.81	
952693	1509990	10/24/2014	270	121,568.23	
952762	1510030	10/24/2014	270	110,180.31	
952760	1510029	10/24/2014	270	92,377.49	
952824	1510100	10/24/2014	270	59,528.21	
952786	1510083	10/24/2014	270	53,761.77	
952799	1510072	10/24/2014	270	46,811.50	
952812	1510091	10/24/2014	270	41,481.27	
952759	1510028	10/24/2014	270	41,071.00	
952775	1510053	10/24/2014	270	37,832.30	
952780	1510043	10/24/2014	270	37,178.00	
952731	1510066	10/24/2014	270	34,985.15	
952800	1510063	10/24/2014	270	30,547.72	
952816	1510084	10/24/2014	270	30,372.33	
952768	1510050	10/24/2014	270	28,310.49	
952827	1510096	10/24/2014	270	22,622.23	
952831	1510102	10/24/2014	270	18,750.11	
952758	1510038	10/24/2014	270	16,601.04	
952830	1510093	10/24/2014	270	16,466.55	
952795	1510061	10/24/2014	270	14,775.00	
952695	1509989	10/24/2014	270	14,658.00	
952788	1510067	10/24/2014	270	13,150.00	
952823	1510095	10/24/2014	270	12,863.50	
952792	1510069	10/24/2014	270	12,425.00	
952825	1510092	10/24/2014	270	11,914.86	
952820	1510094	10/24/2014	270	11,204.70	
952755	1510026	10/24/2014	270	10,100.17	
952789	1510057	10/24/2014	270	10,096.68	
952784	1510045	10/24/2014	270	9,100.00	
952776	1510041	10/24/2014	270	7,250.00	
952729	1510001	10/24/2014	270	6,419.50	
952794	1510060	10/24/2014	270	5,197.50	
952845	1510113	10/24/2014	270	4,671.68	
952790	1510068	10/24/2014	270	4,504.50	
952694	1509988	10/24/2014	270	4,384.56	
952796	1510070	10/24/2014	270	3,850.00	
952832	Correct Journal Entr	10/24/2014	270	3,823.97	
952821	1510088	10/24/2014	270	3,600.00	
952712	14270102408IFTA C	10/24/2014	270	2,640.21	
952783	1510044	10/24/2014	270	2,464.00	
952764	1510031	10/24/2014	270	2,319.95	
952736	1510003	10/24/2014	270	2,315.00	
952819	1510087	10/24/2014	270	2,262.00	
952699	1509992	10/24/2014	270	2,152.60	
952833	1510103	10/24/2014	270	2,134.50	
952773	1510052	10/24/2014	270	1,753.65	
952774	1510040	10/24/2014	270	1,463.00	
952771	1510036	10/24/2014	270	1,435.00	
952806	1510073	10/24/2014	270	1,115.00	
952791	1510058	10/24/2014	270	850.00	
952839	1510112	10/24/2014	270	791.00	
952785	1510046	10/24/2014	270	600.00	
952732	1510002	10/24/2014	270	530.00	
952817	1510085	10/24/2014	270	453.20	
952793	1510059	10/24/2014	270	445.00	
952738	1510004	10/24/2014	270	430.00	

Run Date: 6/30/2015
 Run Time: 5:07:57PM

Demand Account Activity

Page: 139
 User: 0

Start Date: 7/1/2014 End Date: 6/30/2015

Jnl. Entry	Ref #	Trx. Date	Ledger	Debit Amount	Credit Amount
952739	1510005	10/24/2014	270	336.50	
952802	1510065	10/24/2014	270	300.00	
952822	1510089	10/24/2014	270	267.96	
952770	1510051	10/24/2014	270	215.00	
952778	1510042	10/24/2014	270	170.00	
952798	1510062	10/24/2014	270	127.50	
952818	1510086	10/24/2014	270	108.50	
952767	1510034	10/24/2014	270	102.85	
952722	1510007	10/24/2014	270	90.00	
952777	1510054	10/24/2014	270	85.00	
952720	1510006	10/24/2014	270	70.00	
952797	1510071	10/24/2014	270	42.50	
952801	1510064	10/24/2014	270	42.50	
952834	1510104	10/24/2014	270	16.00	
952835	1510105	10/24/2014	270	12.00	
952772	1510037	10/24/2014	270	7.39	
952836	1510106	10/24/2014	270	4.00	
952769	1510035	10/24/2014	270	0.10	
952718	8005628	10/24/2014	270		17,894.54
952703	142701004	10/24/2014	270		72,162,000.00
952733	142701009	10/24/2014	270		305,455,880.87
952723	Back Out Journal Er	10/24/2014	270		4,129,410.07
952886	14270102711EFT A	10/27/2014	270	30,776,277.10	
952874	142701005	10/27/2014	270	25,396,450.00	
952880	142701008	10/27/2014	270	21,000,000.00	
952883	142701009	10/27/2014	270	12,000,000.00	
952872	142701004	10/27/2014	270	10,000,000.00	
952922	1510158	10/27/2014	270	2,478,622.74	
952949	1510195	10/27/2014	270	2,252,735.75	
952937	1510171	10/27/2014	270	1,328,627.36	
952878	142701007	10/27/2014	270	600,000.00	
952960	1510192	10/27/2014	270	515,254.45	
952961	1510193	10/27/2014	270	305,685.48	
952957	1510196	10/27/2014	270	156,091.40	
952944	1510173	10/27/2014	270	81,247.54	
952977	1510213	10/27/2014	270	74,695.87	
952951	1510188	10/27/2014	270	71,446.16	
952933	1510169	10/27/2014	270	66,441.40	
952862	1510129	10/27/2014	270	52,088.58	
952871	1510130	10/27/2014	270	45,233.26	
952946	1510174	10/27/2014	270	45,125.36	
952873	1510131	10/27/2014	270	43,865.25	
952943	1510176	10/27/2014	270	36,332.00	
952894	14270102712CC All	10/27/2014	270	35,097.65	
952952	1510189	10/27/2014	270	31,439.16	
952958	1510191	10/27/2014	270	26,124.31	
952947	1510177	10/27/2014	270	25,365.40	
952976	1510212	10/27/2014	270	24,577.31	
952950	1510178	10/27/2014	270	18,390.01	
952890	1510143	10/27/2014	270	18,027.53	
952875	1510132	10/27/2014	270	17,261.85	
952853	1510118	10/27/2014	270	13,395.17	
952877	1510133	10/27/2014	270	8,060.04	
952893	1510145	10/27/2014	270	7,821.88	
952956	1510180	10/27/2014	270	7,652.85	
952879	1510134	10/27/2014	270	7,134.68	

Run Date: 6/30/2015
 Run Time: 5:07:57PM

Demand Account Activity

Start Date: 7/1/2014 End Date: 6/30/2015

Page: 140
 User: 0

Jnl. Entry	Ref #	Trx. Date	Ledger	Debit Amount	Credit Amount
952954	1510190	10/27/2014	270	7,134.61	
952921	1510157	10/27/2014	270	6,535.48	
952895	14270102713IFTA C	10/27/2014	270	5,650.70	
952945	1510186	10/27/2014	270	5,321.50	
953207	1510219	10/27/2014	270	4,967.50	
952852	1510117	10/27/2014	270	4,704.46	
952884	1510137	10/27/2014	270	4,000.00	
952942	1510172	10/27/2014	270	3,751.80	
952953	1510179	10/27/2014	270	3,679.97	
952948	1510187	10/27/2014	270	3,592.45	
952918	1510155	10/27/2014	270	3,482.00	
952870	1510135	10/27/2014	270	2,937.34	
952972	1510211	10/27/2014	270	2,757.50	
952882	1510136	10/27/2014	270	2,048.82	
952913	1510153	10/27/2014	270	1,590.00	
952935	1510170	10/27/2014	270	1,313.60	
952863	1510139	10/27/2014	270	1,196.71	
952955	1510194	10/27/2014	270	1,013.78	
952888	1510138	10/27/2014	270	768.00	
952936	1510175	10/27/2014	270	625.26	
952940	1510184	10/27/2014	270	616.74	
952941	1510185	10/27/2014	270	573.81	
952915	1510151	10/27/2014	270	570.50	
952856	1510121	10/27/2014	270	535.00	
952938	1510182	10/27/2014	270	527.69	
952889	1510142	10/27/2014	270	527.00	
953209	1510231	10/27/2014	270	442.63	
952931	1510168	10/27/2014	270	405.00	
952916	1510154	10/27/2014	270	300.00	
952919	1510156	10/27/2014	270	280.00	
952939	1510183	10/27/2014	270	259.10	
952855	1510120	10/27/2014	270	212.50	
952920	1510152	10/27/2014	270	140.00	
952887	1510141	10/27/2014	270	131.75	
952885	1510140	10/27/2014	270	79.33	
952934	1510181	10/27/2014	270	42.00	
952910	1510150	10/27/2014	270	10.00	
952983	8005632	10/27/2014	270		56,925.64
952864	142701001	10/27/2014	270		15,000,000.00
952868	142701002	10/27/2014	270		15,000,000.00
952869	142701003	10/27/2014	270		15,000,000.00
952876	142701006	10/27/2014	270		6,550,000.00
953201	142701017	10/27/2014	270		43,074,201.15
953251	14270102808EFT A	10/28/2014	270	34,905,051.92	
953249	142701007	10/28/2014	270	17,000,000.00	
953247	142701005	10/28/2014	270	5,024,722.22	
953239	1510245	10/28/2014	270	2,151,564.75	
953354	1510333	10/28/2014	270	2,000,000.00	
953316	1510294	10/28/2014	270	1,439,344.87	
953267	1510255	10/28/2014	270	1,304,321.51	
953237	1510243	10/28/2014	270	514,151.04	
953324	1510299	10/28/2014	270	470,561.23	
953546	1510354	10/28/2014	270	462,000.00	
953319	1510295	10/28/2014	270	421,807.93	
953328	1510302	10/28/2014	270	260,613.84	
953321	1510296	10/28/2014	270	201,845.00	

Run Date: 6/30/2015
 Run Time: 5:07:57PM

Demand Account Activity

Page: 141
 User: 0

Start Date: 7/1/2014 End Date: 6/30/2015

Jnl. Entry	Ref #	Trx. Date	Ledger	Debit Amount	Credit Amount
953329	1510304	10/28/2014	270	187,222.73	
953322	1510297	10/28/2014	270	130,096.89	
953355	1510334	10/28/2014	270	92,055.29	
953238	1510244	10/28/2014	270	89,874.88	
953345	1510324	10/28/2014	270	79,340.95	
953346	1510325	10/28/2014	270	51,275.40	
953300	1510282	10/28/2014	270	46,612.62	
953331	1510305	10/28/2014	270	41,076.00	
953340	1510339	10/28/2014	270	40,648.00	
953323	1510298	10/28/2014	270	39,190.00	
953221	1510232	10/28/2014	270	24,659.96	
953253	14270102809CCAIF	10/28/2014	270	18,462.62	
953353	1510332	10/28/2014	270	18,344.07	
953351	1510330	10/28/2014	270	16,569.23	
953350	1510329	10/28/2014	270	12,346.91	
953235	1510241	10/28/2014	270	12,172.55	
953349	1510328	10/28/2014	270	11,335.80	
953348	1510327	10/28/2014	270	7,996.16	
953325	1510300	10/28/2014	270	6,042.02	
953347	1510326	10/28/2014	270	5,316.63	
953544	1510347	10/28/2014	270	5,175.95	
953543	1510346	10/28/2014	270	4,546.33	
953311	1510290	10/28/2014	270	3,953.62	
953312	1510291	10/28/2014	270	3,925.51	
953254	14270102810IFTA C	10/28/2014	270	3,632.54	
953326	1510301	10/28/2014	270	3,219.39	
953313	1510292	10/28/2014	270	2,917.36	
953269	1510261	10/28/2014	270	2,843.00	
953344	1510323	10/28/2014	270	2,800.00	
953302	1510284	10/28/2014	270	2,776.70	
953333	1510340	10/28/2014	270	2,517.13	
953549	1510352	10/28/2014	270	2,250.24	
953260	1510259	10/28/2014	270	2,005.00	
953236	1510242	10/28/2014	270	1,700.00	
953539	1510342	10/28/2014	270	1,538.50	
953315	1510293	10/28/2014	270	1,518.31	
953310	1510289	10/28/2014	270	1,165.00	
953241	1510247	10/28/2014	270	1,080.00	
953352	1510331	10/28/2014	270	982.08	
953274	1510263	10/28/2014	270	958.56	
953230	1510237	10/28/2014	270	637.00	
953272	1510257	10/28/2014	270	537.50	
953301	1510283	10/28/2014	270	430.00	
953268	1510260	10/28/2014	270	380.00	
953550	1510353	10/28/2014	270	299.70	
953306	1510287	10/28/2014	270	290.67	
953273	1510262	10/28/2014	270	220.00	
953308	1510288	10/28/2014	270	129.89	
953303	1510285	10/28/2014	270	100.50	
953276	1510258	10/28/2014	270	80.00	
953270	1510256	10/28/2014	270	60.00	
953305	1510286	10/28/2014	270	57.17	
953240	1510246	10/28/2014	270	40.00	
953234	142701001	10/28/2014	270		15,000,000.00
953243	142701002	10/28/2014	270		15,000,000.00
953244	142701003	10/28/2014	270		15,000,000.00

Run Date: 6/30/2015
 Run Time: 5:07:57PM

Demand Account Activity

Start Date: 7/1/2014 End Date: 6/30/2015

Page: 142
 User: 0

Jnl. Entry	Ref #	Trx. Date	Ledger	Debit Amount	Credit Amount
953318	8005633	10/28/2014	270		112,709.11
953246	142701004	10/28/2014	270		1,465,615.00
953248	142701006	10/28/2014	270		2,182,336.79
953281	142701012	10/28/2014	270		20,065,869.26
954658	14270102907EFT A	10/29/2014	270	19,852,474.41	
954801	1510490	10/29/2014	270	16,814,893.54	
954657	142701006	10/29/2014	270	11,000,000.00	
954765	1510459	10/29/2014	270	5,146,616.10	
954766	1510460	10/29/2014	270	778,057.84	
954770	1510476	10/29/2014	270	436,607.20	
954714	1510412	10/29/2014	270	249,491.50	
953588	1510380	10/29/2014	270	230,000.00	
954660	1510381	10/29/2014	270	174,685.24	
954715	1510413	10/29/2014	270	173,485.00	
954744	1510439	10/29/2014	270	86,434.58	
954760	1510454	10/29/2014	270	82,962.87	
954674	1510387	10/29/2014	270	64,677.27	
954680	1510389	10/29/2014	270	57,633.66	
954768	1510463	10/29/2014	270	50,000.00	
954758	1510452	10/29/2014	270	46,685.92	
954667	1510377	10/29/2014	270	46,482.50	
954759	1510453	10/29/2014	270	41,887.32	
954763	1510457	10/29/2014	270	40,224.99	
954722	1510420	10/29/2014	270	35,844.00	
954679	1510388	10/29/2014	270	31,616.60	
954683	1427010908CC AIR	10/29/2014	270	23,434.41	
954666	1510378	10/29/2014	270	23,413.00	
954736	1510433	10/29/2014	270	23,147.94	
954796	1510487	10/29/2014	270	22,086.14	
954764	1510458	10/29/2014	270	19,448.33	
954767	1510461	10/29/2014	270	15,720.80	
954718	1510418	10/29/2014	270	15,150.00	
954669	1510379	10/29/2014	270	10,300.00	
954742	1510437	10/29/2014	270	10,260.97	
954733	1510431	10/29/2014	270	9,204.31	
954746	1510443	10/29/2014	270	8,082.83	
954743	1510438	10/29/2014	270	6,222.13	
954721	1510419	10/29/2014	270	5,082.00	
953574	1510360	10/29/2014	270	5,000.00	
954745	1510440	10/29/2014	270	4,021.57	
954709	1510409	10/29/2014	270	3,237.50	
954675	1510385	10/29/2014	270	2,765.00	
954672	1510386	10/29/2014	270	2,664.50	
954739	1510434	10/29/2014	270	1,855.65	
954706	1510407	10/29/2014	270	1,815.00	
954684	142701102909IFTA	10/29/2014	270	1,471.16	
954720	1510423	10/29/2014	270	1,420.00	
954673	1510384	10/29/2014	270	980.00	
954712	1510411	10/29/2014	270	820.00	
954762	1510456	10/29/2014	270	815.21	
954740	1510435	10/29/2014	270	807.50	
953581	1510367	10/29/2014	270	760.00	
954699	1510401	10/29/2014	270	750.00	
954662	1510382	10/29/2014	270	701.78	
954700	1510402	10/29/2014	270	550.00	
954661	1510375	10/29/2014	270	484.83	

Run Date: 6/30/2015
 Run Time: 5:07:57PM

Demand Account Activity

Page: 143
 User: 0

Start Date: 7/1/2014 End Date: 6/30/2015

Jnl. Entry	Ref #	Trx. Date	Ledger	Debit Amount	Credit Amount
954681	1510390	10/29/2014	270	357.36	
954707	1510408	10/29/2014	270	330.00	
954704	1510405	10/29/2014	270	293.00	
954803	1510493	10/29/2014	270	260.00	
954710	1510410	10/29/2014	270	250.00	
954761	1510455	10/29/2014	270	217.41	
953584	1510370	10/29/2014	270	211.83	
953580	1510366	10/29/2014	270	208.25	
954723	1510421	10/29/2014	270	170.00	
954702	1510403	10/29/2014	270	150.00	
954665	1510383	10/29/2014	270	102.00	
954703	1510404	10/29/2014	270	90.00	
954705	1510406	10/29/2014	270	90.00	
953573	1510359	10/29/2014	270	78.50	
954741	1510436	10/29/2014	270	58.50	
954693	1510400	10/29/2014	270	50.00	
953585	1510371	10/29/2014	270	50.00	
954783	1510477	10/29/2014	270	30.77	
954664	1510376	10/29/2014	270	28.00	
954724	1510422	10/29/2014	270	25.00	
953586	1510373	10/29/2014	270	24.00	
954732	1510430	10/29/2014	270	7.82	
954659	1510374	10/29/2014	270	4.00	
954735	8005634	10/29/2014	270		6,114.00
954653	142701002	10/29/2014	270		6,000,000.00
954654	142701003	10/29/2014	270		6,000,000.00
954655	142701004	10/29/2014	270		6,146,000.00
954656	142701005	10/29/2014	270		16,814,893.54
954748	142701010	10/29/2014	270		15,387,665.08
953587	142701001	10/29/2014	270		6,000,000.00
955217	1510561	10/30/2014	270	50,561,865.44	
955142	142701004	10/30/2014	270	13,000,000.00	
955144	14270103005EFT A	10/30/2014	270	4,321,893.29	
955198	1510617	10/30/2014	270	1,180,905.00	
955219	1510563	10/30/2014	270	943,738.26	
955235	1510585	10/30/2014	270	517,702.27	
955147	1510514	10/30/2014	270	500,000.00	
955149	1510516	10/30/2014	270	404,824.90	
954820	1510534	10/30/2014	270	337,665.00	
955250	1510605	10/30/2014	270	334,968.87	
955218	1510562	10/30/2014	270	232,002.10	
955410	1510615	10/30/2014	270	160,000.00	
955172	142701008	10/30/2014	270	148,750.00	
955232	1510582	10/30/2014	270	146,397.47	
954821	1510510	10/30/2014	270	139,094.11	
955216	1510560	10/30/2014	270	121,687.88	
955188	1510539	10/30/2014	270	114,665.46	
955202	1510552	10/30/2014	270	114,344.16	
955194	1510543	10/30/2014	270	109,970.35	
955160	14270103007IFTA C	10/30/2014	270	107,886.07	
955181	1510536	10/30/2014	270	91,300.00	
955234	1510584	10/30/2014	270	81,830.81	
955222	1510572	10/30/2014	270	74,032.54	
955178	1510535	10/30/2014	270	58,525.00	
955191	1510540	10/30/2014	270	54,237.17	
955159	14270103006CC All	10/30/2014	270	37,540.01	

Run Date: 6/30/2015
 Run Time: 5:07:57PM

Demand Account Activity

Start Date: 7/1/2014 End Date: 6/30/2015

Page: 144
 User: 0

Jnl. Entry	Ref #	Trx. Date	Ledger	Debit Amount	Credit Amount
955143	1510511	10/30/2014	270	29,439.25	
955429	1510633	10/30/2014	270	28,000.00	
955230	1510580	10/30/2014	270	24,553.80	
955210	1510557	10/30/2014	270	17,420.58	
955148	1510515	10/30/2014	270	12,557.00	
955163	1510529	10/30/2014	270	9,857.00	
955213	1510558	10/30/2014	270	9,338.51	
955231	1510581	10/30/2014	270	9,036.55	
955214	1510559	10/30/2014	270	7,568.26	
955150	1510517	10/30/2014	270	5,781.66	
955233	1510583	10/30/2014	270	4,502.76	
955157	1510528	10/30/2014	270	3,280.00	
955151	1510518	10/30/2014	270	2,791.82	
955152	1510519	10/30/2014	270	2,772.98	
955227	1510577	10/30/2014	270	2,709.22	
955228	1510578	10/30/2014	270	2,643.50	
955229	1510579	10/30/2014	270	2,492.00	
955223	1510573	10/30/2014	270	2,230.80	
955193	1510542	10/30/2014	270	1,504.08	
955153	1510520	10/30/2014	270	959.92	
955166	1510530	10/30/2014	270	780.00	
955145	1510512	10/30/2014	270	764.51	
955192	1510541	10/30/2014	270	700.77	
955164	1510527	10/30/2014	270	620.00	
955201	1510551	10/30/2014	270	617.03	
955224	1510574	10/30/2014	270	410.00	
955165	1510525	10/30/2014	270	386.50	
954813	1510500	10/30/2014	270	342.76	
954811	1510498	10/30/2014	270	303.94	
955146	1510513	10/30/2014	270	301.09	
955156	1510522	10/30/2014	270	230.00	
954818	1510505	10/30/2014	270	210.00	
955136	1510523	10/30/2014	270	200.00	
955411	1510616	10/30/2014	270	191.98	
954812	1510499	10/30/2014	270	190.00	
955161	1510524	10/30/2014	270	160.00	
954816	1510503	10/30/2014	270	125.92	
954815	1510502	10/30/2014	270	120.00	
955158	1510526	10/30/2014	270	70.00	
955262	1510612	10/30/2014	270	62.08	
955154	1510521	10/30/2014	270	60.00	
955409	1510614	10/30/2014	270	48.50	
955225	1510575	10/30/2014	270	38.00	
955408	1510613	10/30/2014	270	35.89	
954817	1510504	10/30/2014	270	30.00	
955226	1510576	10/30/2014	270	12.00	
954814	1510501	10/30/2014	270	10.00	
955187	142701009	10/30/2014	270		26,802,475.36
955137	142701001	10/30/2014	270		16,000,000.00
955139	142701002	10/30/2014	270		16,000,000.00
955141	142701003	10/30/2014	270		16,000,000.00
955458	142701001	10/31/2014	270	31,000,000.00	
955474	142701002	10/31/2014	270	31,000,000.00	
955475	142701003	10/31/2014	270	31,000,000.00	
955505	142701007	10/31/2014	270	27,000,000.00	
955506	142701008	10/31/2014	270	12,000,000.00	

Run Date: 6/30/2015
Run Time: 5:07:57PM

Demand Account Activity

Start Date: 7/1/2014 End Date: 6/30/2015

Page: 145
User: 0

Jnl. Entry	Ref #	Trx. Date	Ledger	Debit Amount	Credit Amount
955476	142701004	10/31/2014	270	10,000,000.00	
955894	1510726	10/31/2014	270	5,927,641.46	
955507	14270103109EFT A	10/31/2014	270	3,273,580.26	
955888	1510717	10/31/2014	270	1,513,507.76	
955920	1510743	10/31/2014	270	1,086,518.29	
955886	1510719	10/31/2014	270	454,750.00	
955523	1510688	10/31/2014	270	249,979.07	
955486	1510658	10/31/2014	270	230,081.52	
955487	1510659	10/31/2014	270	135,090.00	
955489	1510660	10/31/2014	270	135,000.50	
955899	1510727	10/31/2014	270	126,785.88	
955490	1510661	10/31/2014	270	115,421.39	
955491	1510662	10/31/2014	270	105,933.09	
955492	1510663	10/31/2014	270	90,289.00	
955495	1510666	10/31/2014	270	70,000.00	
955503	142701006	10/31/2014	270	53,314.15	
955883	1510716	10/31/2014	270	50,084.88	
955513	1510683	10/31/2014	270	47,361.85	
955718	1510690	10/31/2014	270	46,168.35	
955485	1510657	10/31/2014	270	45,000.00	
955517	1510686	10/31/2014	270	19,688.38	
955514	1510684	10/31/2014	270	16,867.20	
955520	14270103111IFTA C	10/31/2014	270	15,433.91	
955893	1510725	10/31/2014	270	15,185.98	
955515	1510685	10/31/2014	270	14,713.26	
955889	1510724	10/31/2014	270	11,820.38	
955482	1510655	10/31/2014	270	10,738.45	
955891	1510718	10/31/2014	270	9,067.50	
955512	1510682	10/31/2014	270	7,427.68	
955484	1510656	10/31/2014	270	7,328.01	
955903	1510733	10/31/2014	270	6,821.75	
955868	1510696	10/31/2014	270	4,897.00	
955919	1510741	10/31/2014	270	4,747.00	
955516	14270103110CC All	10/31/2014	270	3,406.71	
955480	1510653	10/31/2014	270	2,658.75	
955451	1510641	10/31/2014	270	2,622.02	
955519	1510687	10/31/2014	270	1,737.25	
955866	1510694	10/31/2014	270	1,725.00	
955929	14270103113ABCBI	10/31/2014	270	1,710.00	
955885	1510722	10/31/2014	270	1,476.14	
955887	1510723	10/31/2014	270	1,472.54	
955918	1510746	10/31/2014	270	1,324.35	
955892	1510742	10/31/2014	270	1,164.00	
955900	1510732	10/31/2014	270	917.13	
955872	1510721	10/31/2014	270	889.25	
955729	1510692	10/31/2014	270	851.50	
955524	1510689	10/31/2014	270	635.00	
955870	1510697	10/31/2014	270	380.00	
955867	1510695	10/31/2014	270	330.00	
955890	1510720	10/31/2014	270	323.98	
955452	1510642	10/31/2014	270	280.00	
955494	1510665	10/31/2014	270	270.00	
955453	1510643	10/31/2014	270	267.75	
955478	1510652	10/31/2014	270	266.57	
955864	1510693	10/31/2014	270	120.00	
955493	1510664	10/31/2014	270	110.50	

Run Date: 6/30/2015
 Run Time: 5:07:57PM

Demand Account Activity

Start Date: 7/1/2014 End Date: 6/30/2015

Page: 146
 User: 0

Jnl. Entry	Ref #	Trx. Date	Ledger	Debit Amount	Credit Amount
955871	1510698	10/31/2014	270	75.00	
955456	1510729	10/31/2014	270	39.24	
955898	1510731	10/31/2014	270	33.95	
955725	1510691	10/31/2014	270	20.00	
955897	1510730	10/31/2014	270	13.58	
955481	1510654	10/31/2014	270	12.00	
955509	8005640	10/31/2014	270		3,886.29
955477	142701005	10/31/2014	270		1,672,000.00
955913	142701012	10/31/2014	270		153,988,011.71
955980	142701001	11/3/2014	270	15,000,000.00	
955985	142701002	11/3/2014	270	15,000,000.00	
955986	142701003	11/3/2014	270	15,000,000.00	
955988	142701005	11/3/2014	270	12,000,000.00	
956303	1510819	11/3/2014	270	2,843,000.00	
956258	1510772	11/3/2014	270	1,815,319.22	
956289	1510803	11/3/2014	270	1,429,807.00	
956321	1510832	11/3/2014	270	1,348,185.40	
956279	1510795	11/3/2014	270	502,135.40	
956269	1510786	11/3/2014	270	290,858.70	
956280	1510796	11/3/2014	270	254,269.27	
956281	1510797	11/3/2014	270	243,639.58	
956255	1510769	11/3/2014	270	195,317.15	
955984	1510764	11/3/2014	270	187,193.00	
955973	1510755	11/3/2014	270	132,999.50	
956287	1510805	11/3/2014	270	97,900.00	
956275	1510791	11/3/2014	270	77,544.64	
956268	1510773	11/3/2014	270	74,305.02	
956253	1510768	11/3/2014	270	59,627.12	
956322	1510833	11/3/2014	270	52,131.44	
956276	1510792	11/3/2014	270	43,857.85	
956286	1510804	11/3/2014	270	25,866.00	
956265	1510783	11/3/2014	270	22,679.51	
956257	1510771	11/3/2014	270	19,450.32	
956290	1510818	11/3/2014	270	15,929.14	
956319	1510831	11/3/2014	270	13,940.00	
955983	1510762	11/3/2014	270	8,876.71	
956302	1510817	11/3/2014	270	7,979.58	
956272	1510793	11/3/2014	270	7,255.69	
955982	1510761	11/3/2014	270	5,850.59	
955981	1510760	11/3/2014	270	5,512.36	
955974	1510756	11/3/2014	270	3,834.00	
956271	1510788	11/3/2014	270	3,537.79	
955978	1510759	11/3/2014	270	3,230.00	
956278	1510794	11/3/2014	270	3,078.28	
956273	1510789	11/3/2014	270	2,828.39	
956256	1510770	11/3/2014	270	2,712.95	
956299	1510813	11/3/2014	270	1,916.50	
956274	1510790	11/3/2014	270	1,833.00	
956266	1510784	11/3/2014	270	1,315.60	
956267	1510785	11/3/2014	270	672.50	
956298	1510816	11/3/2014	270	123.25	
956300	1510814	11/3/2014	270	65.00	
956301	1510815	11/3/2014	270	60.00	
956282	1510802	11/3/2014	270	28.34	
956270	1510787	11/3/2014	270	16.00	
955965	142701006	11/3/2014	270		40,019,685.77

Run Date: 6/30/2015
 Run Time: 5:07:57PM

Demand Account Activity

Start Date: 7/1/2014 End Date: 6/30/2015

Page: 147
 User: 0

Jnl. Entry	Ref #	Trx. Date	Ledger	Debit Amount	Credit Amount
955987	142701004	11/3/2014	270		26,000,000.00
956357	142701005	11/4/2014	270	30,000,000.00	
956360	142701008	11/4/2014	270	10,000,000.00	
956361	14270110409EFT A	11/4/2014	270	7,689,639.59	
956335	1510856	11/4/2014	270	3,379,658.32	
956396	1510895	11/4/2014	270	1,237,513.56	
956385	1510911	11/4/2014	270	636,105.92	
956454	1510948	11/4/2014	270	327,065.72	
956367	1510866	11/4/2014	270	121,428.57	
956338	1510852	11/4/2014	270	94,744.08	
956341	1510853	11/4/2014	270	94,078.91	
956350	1510860	11/4/2014	270	77,800.00	
956450	1510940	11/4/2014	270	70,000.00	
956347	1510857	11/4/2014	270	56,319.25	
956369	14270110411IFTA C	11/4/2014	270	31,121.19	
956407	1510912	11/4/2014	270	29,952.16	
956364	14270110410CC All	11/4/2014	270	22,842.25	
956392	1510885	11/4/2014	270	22,006.18	
956342	1510851	11/4/2014	270	14,079.22	
956395	1510886	11/4/2014	270	13,709.39	
956397	1510887	11/4/2014	270	11,872.97	
956401	1510896	11/4/2014	270	7,351.72	
956349	1510859	11/4/2014	270	5,472.00	
956366	1510865	11/4/2014	270	5,290.93	
956416	1510907	11/4/2014	270	4,778.50	
956398	1510888	11/4/2014	270	4,007.00	
956370	1510868	11/4/2014	270	3,690.00	
956420	1510902	11/4/2014	270	3,613.50	
956399	1510889	11/4/2014	270	3,354.00	
956442	1510932	11/4/2014	270	3,300.00	
956368	1510867	11/4/2014	270	3,280.00	
956333	1510845	11/4/2014	270	3,216.97	
956405	1510894	11/4/2014	270	2,975.20	
956411	1510913	11/4/2014	270	2,662.60	
956443	1510933	11/4/2014	270	2,500.00	
956348	1510858	11/4/2014	270	2,389.34	
956448	1510938	11/4/2014	270	2,317.63	
956363	1510864	11/4/2014	270	2,296.78	
956351	1510863	11/4/2014	270	2,050.00	
956419	1510909	11/4/2014	270	1,835.00	
956415	1510900	11/4/2014	270	1,765.00	
956449	1510939	11/4/2014	270	1,607.55	
956451	1510945	11/4/2014	270	1,541.92	
956332	1510844	11/4/2014	270	1,528.92	
956324	1510836	11/4/2014	270	1,400.00	
956400	1510890	11/4/2014	270	1,286.06	
956345	1510855	11/4/2014	270	1,042.00	
956409	1510898	11/4/2014	270	956.00	
956340	1510850	11/4/2014	270	829.86	
956402	1510891	11/4/2014	270	603.00	
956421	1510914	11/4/2014	270	507.50	
956418	1510908	11/4/2014	270	390.00	
956412	1510905	11/4/2014	270	356.50	
956422	1510910	11/4/2014	270	340.00	
956417	1510901	11/4/2014	270	320.00	
956343	1510854	11/4/2014	270	318.75	

Run Date: 6/30/2015
 Run Time: 5:07:57PM

Demand Account Activity

Start Date: 7/1/2014 End Date: 6/30/2015

Page: 148
 User: 0

Jnl. Entry	Ref #	Trx. Date	Ledger	Debit Amount	Credit Amount
956408	1510903	11/4/2014	270	290.00	
956403	1510892	11/4/2014	270	193.47	
956446	1510936	11/4/2014	270	180.00	
956445	1510935	11/4/2014	270	130.00	
956413	1510899	11/4/2014	270	115.00	
956406	1510897	11/4/2014	270	70.00	
956444	1510934	11/4/2014	270	65.00	
956410	1510904	11/4/2014	270	50.00	
956414	1510906	11/4/2014	270	40.00	
956404	1510893	11/4/2014	270	16.00	
956447	1510937	11/4/2014	270	3.00	
956458	8005642	11/4/2014	270		43,424.86
956352	142701001	11/4/2014	270		7,000,000.00
956354	142701002	11/4/2014	270		7,000,000.00
956355	142701003	11/4/2014	270		7,000,000.00
956356	142701004	11/4/2014	270		12,872,000.00
956379	142701009	11/4/2014	270		19,849,331.84
956730	142701005	11/5/2014	270	57,225,000.00	
956806	14300110504SRO L	11/5/2014	270	14,922,032.69	
956734	14270110508EFT A	11/5/2014	270	14,922,032.69	
956733	142701007	11/5/2014	270	13,000,000.00	
956711	142701001	11/5/2014	270	6,000,000.00	
956727	142701002	11/5/2014	270	6,000,000.00	
956728	142701003	11/5/2014	270	6,000,000.00	
956859	1511052	11/5/2014	270	3,563,646.09	
956837	1511012	11/5/2014	270	2,266,153.91	
956838	1511013	11/5/2014	270	779,873.53	
956840	1511015	11/5/2014	270	185,597.75	
956811	1510994	11/5/2014	270	139,948.06	
956716	1510963	11/5/2014	270	106,451.27	
957082	1511051	11/5/2014	270	85,557.62	
956872	1511046	11/5/2014	270	81,248.91	
956720	1510966	11/5/2014	270	49,666.09	
956816	1510997	11/5/2014	270	42,097.18	
956864	1511039	11/5/2014	270	41,068.80	
956839	1511014	11/5/2014	270	39,605.00	
956725	1510976	11/5/2014	270	33,600.00	
956739	14270110510IFTA C	11/5/2014	270	33,337.52	
956813	1510995	11/5/2014	270	31,930.51	
956832	1511007	11/5/2014	270	29,100.00	
956831	1511006	11/5/2014	270	19,321.86	
956738	14270110509CC All	11/5/2014	270	10,461.70	
956836	1511011	11/5/2014	270	10,241.99	
956715	1510962	11/5/2014	270	10,000.00	
956709	1510959	11/5/2014	270	9,406.86	
956865	1511040	11/5/2014	270	8,800.00	
956814	1510996	11/5/2014	270	8,225.36	
956718	1510965	11/5/2014	270	7,335.06	
956808	1510992	11/5/2014	270	6,784.96	
956717	1510964	11/5/2014	270	6,748.00	
956866	1511041	11/5/2014	270	5,015.20	
956722	1510971	11/5/2014	270	4,275.68	
956712	1510968	11/5/2014	270	3,980.05	
956809	1510993	11/5/2014	270	3,780.00	
956843	1511018	11/5/2014	270	3,185.25	
956740	14270110511ABCLI	11/5/2014	270	3,000.00	

Run Date: 6/30/2015
 Run Time: 5:07:57PM

Demand Account Activity

Start Date: 7/1/2014 End Date: 6/30/2015

Page: 149
 User: 0

Jnl. Entry	Ref #	Trx. Date	Ledger	Debit Amount	Credit Amount
956800	1510985	11/5/2014	270	2,874.50	
956807	1510991	11/5/2014	270	2,691.09	
956817	1510998	11/5/2014	270	2,671.00	
956874	1511048	11/5/2014	270	2,627.00	
956835	1511010	11/5/2014	270	1,853.88	
956721	1510970	11/5/2014	270	1,310.00	
956799	1510984	11/5/2014	270	1,265.00	
956723	1510967	11/5/2014	270	1,144.03	
956724	1510972	11/5/2014	270	950.00	
956714	1510961	11/5/2014	270	823.94	
956713	1510960	11/5/2014	270	680.12	
956719	1510969	11/5/2014	270	335.75	
956847	1511022	11/5/2014	270	331.75	
956797	1510982	11/5/2014	270	321.50	
956798	1510983	11/5/2014	270	250.00	
956801	1510986	11/5/2014	270	230.00	
956846	1511021	11/5/2014	270	212.00	
956803	1510988	11/5/2014	270	181.00	
956819	1510999	11/5/2014	270	177.50	
956805	1510990	11/5/2014	270	120.50	
956795	1510980	11/5/2014	270	120.00	
956804	1510989	11/5/2014	270	100.50	
956844	1511019	11/5/2014	270	100.02	
956796	1510981	11/5/2014	270	100.00	
956834	1511009	11/5/2014	270	75.36	
956833	1511008	11/5/2014	270	45.43	
956825	142701012	11/5/2014	270		52,842,478.51
956729	142701004	11/5/2014	270		56,925,000.00
956731	142701006	11/5/2014	270		3,563,646.09
957088	Back Out Journal Er	11/5/2014	270		14,922,032.69
957378	1511120	11/6/2014	270	51,629,640.32	
957116	1511078	11/6/2014	270	15,499,076.64	
957132	15300110603	11/6/2014	270	10,000,000.00	
957143	152700110605 AIRS	11/6/2014	270	7,897,326.34	
957382	1511118	11/6/2014	270	149,807.40	
957384	1511119	11/6/2014	270	104,692.22	
957167	1511116	11/6/2014	270	71,200.75	
957145	15270110606 AIRS	11/6/2014	270	66,238.17	
957177	1511117	11/6/2014	270	62,238.90	
957112	1511075	11/6/2014	270	49,254.00	
957110	1511073	11/6/2014	270	44,512.91	
957146	15270110607 DSM\	11/6/2014	270	41,504.30	
957169	1511122	11/6/2014	270	38,768.78	
957114	1511076	11/6/2014	270	33,251.93	
957171	1511123	11/6/2014	270	33,039.65	
957491	1511168	11/6/2014	270	30,000.00	
957115	1511077	11/6/2014	270	29,862.05	
957174	1511111	11/6/2014	270	21,786.69	
957505	1511173	11/6/2014	270	15,772.29	
957162	1511114	11/6/2014	270	14,152.98	
957170	1511109	11/6/2014	270	14,009.50	
957107	1511070	11/6/2014	270	11,588.57	
957109	1511072	11/6/2014	270	9,819.00	
957108	1511071	11/6/2014	270	9,654.67	
957504	1511172	11/6/2014	270	8,364.99	
957379	1511129	11/6/2014	270	8,201.26	

Run Date: 6/30/2015
 Run Time: 5:07:57PM

Demand Account Activity

Page: 150
 User: 0

Start Date: 7/1/2014 End Date: 6/30/2015

Jnl. Entry	Ref #	Trx. Date	Ledger	Debit Amount	Credit Amount
957383	1511132	11/6/2014	270	6,518.65	
957111	1511074	11/6/2014	270	6,302.87	
957164	1511115	11/6/2014	270	5,874.97	
957380	1511130	11/6/2014	270	5,203.15	
957165	1511107	11/6/2014	270	3,750.00	
957106	1511069	11/6/2014	270	3,698.28	
957377	1511128	11/6/2014	270	3,693.81	
957482	1511167	11/6/2014	270	3,555.00	
957376	1511113	11/6/2014	270	2,478.11	
957375	1511127	11/6/2014	270	1,885.50	
957172	1511110	11/6/2014	270	1,130.00	
957457	1511138	11/6/2014	270	1,036.06	
957175	1511125	11/6/2014	270	1,031.45	
957120	1511082	11/6/2014	270	906.75	
957168	1511108	11/6/2014	270	720.00	
957119	1511081	11/6/2014	270	716.13	
957117	1511080	11/6/2014	270	709.13	
957176	1511112	11/6/2014	270	607.64	
957122	1511106	11/6/2014	270	592.50	
957166	1511121	11/6/2014	270	376.32	
957494	1511169	11/6/2014	270	293.50	
957495	1511175	11/6/2014	270	180.00	
957173	1511124	11/6/2014	270	145.00	
957099	1511063	11/6/2014	270	125.00	
957464	1511147	11/6/2014	270	100.00	
957163	1511105	11/6/2014	270	100.00	
957388	1511137	11/6/2014	270	90.00	
957467	1511156	11/6/2014	270	84.20	
957178	1511126	11/6/2014	270	78.42	
957161	1511104	11/6/2014	270	30.00	
957385	1511133	11/6/2014	270	20.00	
957381	1511131	11/6/2014	270	3.25	
957123	15270110601	11/6/2014	270		20,000,000.00
957125	15270110602	11/6/2014	270		20,000,000.00
957126	15270110603	11/6/2014	270		20,000,000.00
957133	15270110604	11/6/2014	270		4,940,781.19
957144	8005647	11/6/2014	270		41,334.61
957474	15270110695	11/6/2014	270		25,531,497.98
957520	142701001	11/7/2014	270	50,000,000.00	
957548	142701002	11/7/2014	270	50,000,000.00	
957549	142701003	11/7/2014	270	50,000,000.00	
957552	142701006	11/7/2014	270	6,000,000.00	
957630	14270110707EFT A	11/7/2014	270	5,380,516.39	
958026	1511310	11/7/2014	270	1,916,000.00	
957506	1511176	11/7/2014	270	715,509.85	
957576	1511236	11/7/2014	270	616,836.44	
957542	1511213	11/7/2014	270	250,000.00	
957617	1511241	11/7/2014	270	249,134.18	
957533	1511195	11/7/2014	270	233,957.00	
957550	142701004	11/7/2014	270	147,000.00	
957598	1511237	11/7/2014	270	137,709.55	
957611	1511255	11/7/2014	270	110,694.91	
957551	142701005	11/7/2014	270	107,250.00	
957604	1511238	11/7/2014	270	72,947.73	
957570	1511230	11/7/2014	270	72,213.63	
957779	14270110709IFTAC	11/7/2014	270	67,480.85	

Run Date: 6/30/2015
 Run Time: 5:07:57PM

Demand Account Activity

Start Date: 7/1/2014 End Date: 6/30/2015

Page: 151
 User: 0

Jnl. Entry	Ref #	Trx. Date	Ledger	Debit Amount	Credit Amount
957606	1511253	11/7/2014	270	63,695.50	
957589	1511281	11/7/2014	270	41,010.54	
957614	1511240	11/7/2014	270	36,075.24	
957573	1511233	11/7/2014	270	36,074.85	
957805	1511308	11/7/2014	270	28,168.43	
958025	1511311	11/7/2014	270	27,410.00	
957600	1511251	11/7/2014	270	26,370.62	
957610	1511239	11/7/2014	270	21,834.00	
957603	1511252	11/7/2014	270	18,094.75	
957574	1511234	11/7/2014	270	16,026.90	
957575	1511235	11/7/2014	270	15,069.81	
957648	14270110708CC All	11/7/2014	270	14,675.18	
957624	1511249	11/7/2014	270	13,456.01	
957586	1511280	11/7/2014	270	11,772.65	
957569	1511229	11/7/2014	270	11,684.28	
958023	1511309	11/7/2014	270	10,137.86	
957572	1511232	11/7/2014	270	9,838.61	
957507	1511177	11/7/2014	270	8,119.66	
957522	1511202	11/7/2014	270	8,021.44	
957592	1511250	11/7/2014	270	6,749.03	
957526	1511203	11/7/2014	270	6,170.35	
957527	1511204	11/7/2014	270	6,114.00	
957529	1511205	11/7/2014	270	5,468.40	
957547	1511282	11/7/2014	270	5,000.00	
957623	1511248	11/7/2014	270	4,784.00	
958028	1511307	11/7/2014	270	4,615.00	
957539	1511211	11/7/2014	270	4,321.00	
957562	1511218	11/7/2014	270	4,282.36	
957537	1511210	11/7/2014	270	3,992.04	
957540	1511198	11/7/2014	270	2,470.00	
957621	1511242	11/7/2014	270	1,986.20	
957608	1511254	11/7/2014	270	1,867.37	
957512	1511181	11/7/2014	270	1,664.00	
957509	1511178	11/7/2014	270	1,588.91	
957556	1511201	11/7/2014	270	1,056.40	
957538	1511197	11/7/2014	270	974.00	
957555	1511216	11/7/2014	270	633.40	
957622	1511247	11/7/2014	270	568.00	
957543	1511199	11/7/2014	270	470.00	
957535	1511209	11/7/2014	270	352.00	
957541	1511212	11/7/2014	270	340.00	
957571	1511231	11/7/2014	270	332.99	
957511	1511180	11/7/2014	270	259.25	
957616	1511244	11/7/2014	270	220.00	
957612	1511243	11/7/2014	270	215.00	
957532	1511207	11/7/2014	270	212.50	
957544	1511214	11/7/2014	270	180.00	
957536	1511196	11/7/2014	270	100.00	
958024	1511306	11/7/2014	270	71.00	
957534	1511208	11/7/2014	270	50.00	
957530	1511206	11/7/2014	270	24.16	
957618	1511245	11/7/2014	270	16.00	
957620	1511246	11/7/2014	270	12.00	
957545	1511200	11/7/2014	270	2.43	
957626	8005648	11/7/2014	270		86,024.65
957553	142701010	11/7/2014	270		156,817,008.77

Run Date: 6/30/2015
 Run Time: 5:07:57PM

Demand Account Activity

Start Date: 7/1/2014 End Date: 6/30/2015

Page: 152
 User: 0

Jnl. Entry	Ref #	Trx. Date	Ledger	Debit Amount	Credit Amount
958113	142701012	11/10/2014	270	25,000,000.00	
958080	142701001	11/10/2014	270	18,000,000.00	
958103	142701002	11/10/2014	270	18,000,000.00	
958104	142701003	11/10/2014	270	18,000,000.00	
958441	Back Out Journal Er	11/10/2014	270	9,803,248.60	
958110	14270111009EFT A	11/10/2014	270	5,891,982.54	
958107	142701006	11/10/2014	270	5,000,000.00	
958108	142701007	11/10/2014	270	5,000,000.00	
958148	1511399	11/10/2014	270	2,821,175.88	
958083	1511351	11/10/2014	270	1,307,089.14	
958151	1511401	11/10/2014	270	490,250.94	
958155	1511405	11/10/2014	270	452,568.51	
958156	1511406	11/10/2014	270	448,963.86	
958150	1511400	11/10/2014	270	447,256.45	
958090	1511358	11/10/2014	270	336,971.03	
958152	1511402	11/10/2014	270	284,068.70	
958109	142701008	11/10/2014	270	270,887.50	
958074	1511361	11/10/2014	270	208,724.26	
958089	1511357	11/10/2014	270	208,418.87	
958141	1511393	11/10/2014	270	198,082.62	
958140	1511392	11/10/2014	270	118,333.79	
958098	1511366	11/10/2014	270	117,952.68	
958097	1511365	11/10/2014	270	107,402.14	
958091	1511359	11/10/2014	270	58,751.20	
958142	1511394	11/10/2014	270	53,381.74	
958173	1511416	11/10/2014	270	53,224.16	
958093	1511362	11/10/2014	270	42,759.20	
958143	1511395	11/10/2014	270	37,372.56	
958095	1511367	11/10/2014	270	34,613.33	
958092	1511360	11/10/2014	270	34,045.33	
958096	1511364	11/10/2014	270	33,076.15	
958146	1511397	11/10/2014	270	30,040.03	
958172	1511415	11/10/2014	270	27,711.31	
958171	1511414	11/10/2014	270	27,167.00	
958145	1511396	11/10/2014	270	23,121.25	
958174	1511417	11/10/2014	270	19,800.85	
958111	14270111010CC All	11/10/2014	270	19,546.89	
958088	1511356	11/10/2014	270	14,136.60	
958087	1511355	11/10/2014	270	12,442.03	
958086	1511354	11/10/2014	270	7,765.46	
958133	1511387	11/10/2014	270	6,674.40	
958154	1511404	11/10/2014	270	6,041.72	
958085	1511353	11/10/2014	270	5,836.56	
958070	1511352	11/10/2014	270	5,045.96	
958168	1511412	11/10/2014	270	4,152.50	
958112	14270111011IFTA C	11/10/2014	270	3,099.60	
958100	1511368	11/10/2014	270	2,937.24	
958134	1511388	11/10/2014	270	2,684.50	
958135	1511389	11/10/2014	270	2,212.17	
958167	1511411	11/10/2014	270	2,020.00	
958137	1511390	11/10/2014	270	1,878.78	
958175	1511418	11/10/2014	270	1,749.95	
958139	1511391	11/10/2014	270	1,725.04	
958153	1511403	11/10/2014	270	1,518.31	
958094	1511363	11/10/2014	270	1,256.25	
958147	1511398	11/10/2014	270	989.62	

Run Date: 6/30/2015
 Run Time: 5:07:57PM

Demand Account Activity

Start Date: 7/1/2014 End Date: 6/30/2015

Page: 153
 User: 0

Jnl. Entry	Ref #	Trx. Date	Ledger	Debit Amount	Credit Amount
958132	1511386	11/10/2014	270	882.39	
958066	1511338	11/10/2014	270	851.57	
958069	1511343	11/10/2014	270	716.50	
958125	1511384	11/10/2014	270	700.00	
958073	1511342	11/10/2014	270	600.00	
958079	1511348	11/10/2014	270	577.00	
958163	1511408	11/10/2014	270	524.50	
958176	1511419	11/10/2014	270	470.00	
958057	1511333	11/10/2014	270	435.75	
958059	1511334	11/10/2014	270	406.20	
958071	1511340	11/10/2014	270	404.08	
958166	1511410	11/10/2014	270	380.00	
958058	1511326	11/10/2014	270	367.56	
958170	1511413	11/10/2014	270	350.00	
958062	1511328	11/10/2014	270	332.43	
958061	1511335	11/10/2014	270	331.01	
958060	1511327	11/10/2014	270	306.72	
958055	1511325	11/10/2014	270	304.03	
958063	1511336	11/10/2014	270	302.00	
958131	1511385	11/10/2014	270	245.52	
958054	1511324	11/10/2014	270	130.00	
958161	1511407	11/10/2014	270	80.00	
958065	1511337	11/10/2014	270	80.00	
958064	1511329	11/10/2014	270	70.00	
958164	1511409	11/10/2014	270	70.00	
958068	1511339	11/10/2014	270	60.00	
958119	1511372	11/10/2014	270	46.43	
958067	1511330	11/10/2014	270	33.25	
958081	1511349	11/10/2014	270	25.50	
958046	1511331	11/10/2014	270	20.31	
958072	1511341	11/10/2014	270	20.00	
958056	1511332	11/10/2014	270	19.79	
958082	1511350	11/10/2014	270	10.00	
958169	8005650	11/10/2014	270		4,032.58
958105	142701004	11/10/2014	270		1,378,592.00
958101	142701005	11/10/2014	270		9,803,248.60
958114	142701013	11/10/2014	270		25,093,750.00
958129	142701014	11/10/2014	270		79,326,848.11
958488	14270111205EFT A	11/12/2014	270	14,965,945.11	
958484	1511552	11/12/2014	270	9,803,248.60	
958487	142701004	11/12/2014	270	8,000,000.00	
958769	1511486	11/12/2014	270	1,956,340.74	
958803	1511520	11/12/2014	270	834,377.80	
958824	1511541	11/12/2014	270	464,853.74	
958819	1511536	11/12/2014	270	395,000.00	
958777	1511495	11/12/2014	270	306,400.30	
958490	14270111207NON /	11/12/2014	270	297,445.64	
958762	1511479	11/12/2014	270	117,409.08	
958472	1511455	11/12/2014	270	96,371.87	
958474	1511456	11/12/2014	270	94,131.00	
958466	1511447	11/12/2014	270	93,750.00	
958763	1511480	11/12/2014	270	66,975.70	
958767	1511484	11/12/2014	270	39,333.33	
958787	1511505	11/12/2014	270	34,214.56	
958793	1511511	11/12/2014	270	30,011.85	
958460	1511451	11/12/2014	270	24,878.40	

Run Date: 6/30/2015
 Run Time: 5:07:57PM

Demand Account Activity

Start Date: 7/1/2014 End Date: 6/30/2015

Page: 154
 User: 0

Jnl. Entry	Ref #	Trx. Date	Ledger	Debit Amount	Credit Amount
958765	1511482	11/12/2014	270	17,476.91	
958768	1511485	11/12/2014	270	15,999.78	
958467	1511457	11/12/2014	270	11,589.01	
958764	1511481	11/12/2014	270	10,377.54	
958482	1511462	11/12/2014	270	10,352.00	
958489	14270111206CC All	11/12/2014	270	8,905.35	
958837	1511551	11/12/2014	270	8,298.83	
958804	1511521	11/12/2014	270	7,082.74	
958473	1511458	11/12/2014	270	6,598.08	
958766	1511483	11/12/2014	270	5,437.39	
958476	1511459	11/12/2014	270	5,000.00	
958774	1511494	11/12/2014	270	4,067.20	
958770	1511490	11/12/2014	270	4,012.38	
958773	1511493	11/12/2014	270	3,717.67	
958823	1511540	11/12/2014	270	3,609.00	
958831	1511546	11/12/2014	270	3,479.00	
958791	1511509	11/12/2014	270	3,391.50	
958786	1511504	11/12/2014	270	3,299.67	
958783	1511501	11/12/2014	270	3,250.50	
958469	1511450	11/12/2014	270	2,819.18	
958486	142701003	11/12/2014	270	2,533.33	
958470	1511454	11/12/2014	270	2,144.76	
958465	1511446	11/12/2014	270	1,920.00	
958785	1511503	11/12/2014	270	1,855.00	
958491	14270111208IFTA C	11/12/2014	270	1,755.36	
958788	1511506	11/12/2014	270	1,290.79	
958822	1511539	11/12/2014	270	597.71	
958781	1511499	11/12/2014	270	522.50	
958771	1511491	11/12/2014	270	511.43	
958479	1511453	11/12/2014	270	484.83	
958784	1511502	11/12/2014	270	350.00	
958779	1511497	11/12/2014	270	290.00	
958782	1511500	11/12/2014	270	270.00	
958792	1511510	11/12/2014	270	230.00	
958478	1511452	11/12/2014	270	172.24	
958825	1511542	11/12/2014	270	145.00	
958790	1511508	11/12/2014	270	81.89	
958772	1511492	11/12/2014	270	71.73	
958780	1511498	11/12/2014	270	70.00	
958789	1511507	11/12/2014	270	57.54	
958461	1511445	11/12/2014	270	50.00	
958826	1511543	11/12/2014	270	10.00	
958496	8005651	11/12/2014	270		3,790.30
958464	142701001	11/12/2014	270		9,803,248.60
958481	142701002	11/12/2014	270		931,000.00
958754	142701009	11/12/2014	270		35,244,971.75
958895	142701007	11/13/2014	270	17,000,000.00	
958892	142701005	11/13/2014	270	15,026,250.00	
958890	142701004	11/13/2014	270	10,000,000.00	
958893	142701006	11/13/2014	270	8,000,000.00	
958874	142701001	11/13/2014	270		75,000,000.00
958888	142701002	11/13/2014	270		75,000,000.00
958889	142701003	11/13/2014	270		75,000,000.00
958974	1511648	11/14/2014	270	171,984,506.71	
960476	1511800	11/14/2014	270	167,314,230.86	
958931	142701001	11/14/2014	270	80,000,000.00	

Run Date: 6/30/2015
Run Time: 5:07:57PM

Demand Account Activity

Start Date: 7/1/2014 End Date: 6/30/2015

Page: 155
User: 0

Jnl. Entry	Ref #	Trx. Date	Ledger	Debit Amount	Credit Amount
960419	142701002	11/14/2014	270	80,000,000.00	
960420	142701003	11/14/2014	270	80,000,000.00	
960462	14270111411EFT A	11/14/2014	270	35,928,483.26	
960474	14270111305EFT A	11/14/2014	270	31,037,052.00	
960422	142701005	11/14/2014	270	12,000,000.00	
960456	142701010	11/14/2014	270	10,000,000.00	
959016	1511667	11/14/2014	270	2,473,151.66	
958929	1511586	11/14/2014	270	1,500,000.00	
960490	1511722	11/14/2014	270	1,310,374.47	
960495	1511727	11/14/2014	270	1,262,780.00	
960514	1511743	11/14/2014	270	1,044,687.78	
960460	1511704	11/14/2014	270	632,659.71	
959003	1511662	11/14/2014	270	563,920.36	
958936	1511592	11/14/2014	270	500,000.00	
960546	1511766	11/14/2014	270	435,614.79	
958934	1511590	11/14/2014	270	397,364.44	
960452	142701008	11/14/2014	270	350,334.47	
960533	1511752	11/14/2014	270	261,026.25	
959015	1511663	11/14/2014	270	235,431.31	
960459	1511703	11/14/2014	270	215,000.00	
960492	1511724	11/14/2014	270	137,684.72	
960446	1511693	11/14/2014	270	118,219.38	
960489	1511721	11/14/2014	270	101,461.33	
960520	1511747	11/14/2014	270	94,018.53	
959000	1511664	11/14/2014	270	75,804.25	
960444	1511691	11/14/2014	270	65,830.81	
958927	1511584	11/14/2014	270	59,068.55	
960491	1511723	11/14/2014	270	49,008.06	
960573	1511804	11/14/2014	270	48,894.47	
960534	1511753	11/14/2014	270	48,347.98	
958928	1511585	11/14/2014	270	41,880.86	
958935	1511591	11/14/2014	270	32,343.15	
959008	1511665	11/14/2014	270	30,955.63	
959011	1511647	11/14/2014	270	30,890.52	
960465	14270111412CC All	11/14/2014	270	26,493.05	
960515	1511744	11/14/2014	270	26,382.66	
960427	1511681	11/14/2014	270	22,190.57	
960477	14270111306CC All	11/14/2014	270	18,338.95	
958906	1511566	11/14/2014	270	17,879.85	
960443	1511690	11/14/2014	270	17,790.04	
960484	1511720	11/14/2014	270	16,358.35	
959012	1511666	11/14/2014	270	16,128.56	
960553	1511783	11/14/2014	270	16,035.23	
960493	1511725	11/14/2014	270	15,331.41	
960453	1511700	11/14/2014	270	14,063.73	
958933	1511589	11/14/2014	270	13,608.88	
960451	1511699	11/14/2014	270	12,691.54	
960450	1511698	11/14/2014	270	12,221.21	
960445	1511692	11/14/2014	270	11,736.98	
960521	1511748	11/14/2014	270	10,466.83	
960441	1511689	11/14/2014	270	10,451.50	
958990	1511657	11/14/2014	270	7,560.71	
958993	1511658	11/14/2014	270	7,276.02	
960517	1511745	11/14/2014	270	6,344.86	
958999	1511659	11/14/2014	270	5,978.35	
960557	1511790	11/14/2014	270	5,589.00	

Run Date: 6/30/2015
Run Time: 5:07:57PM

Demand Account Activity

Start Date: 7/1/2014 End Date: 6/30/2015

Page: 156
User: 0

Jnl. Entry	Ref #	Trx. Date	Ledger	Debit Amount	Credit Amount
958938	1511594	11/14/2014	270	5,510.86	
960472	1511713	11/14/2014	270	5,000.00	
960542	1511767	11/14/2014	270	4,723.97	
959001	1511660	11/14/2014	270	4,514.88	
958937	1511593	11/14/2014	270	4,326.82	
960447	1511696	11/14/2014	270	4,165.73	
959009	1511672	11/14/2014	270	3,591.43	
960511	1511741	11/14/2014	270	3,539.52	
959002	1511661	11/14/2014	270	3,106.00	
960522	1511749	11/14/2014	270	2,974.50	
960428	1511682	11/14/2014	270	2,717.31	
960437	1511687	11/14/2014	270	2,620.00	
958920	1511578	11/14/2014	270	2,448.50	
960554	1511786	11/14/2014	270	2,399.00	
959005	1511646	11/14/2014	270	2,054.20	
959017	1511668	11/14/2014	270	1,793.52	
960545	1511765	11/14/2014	270	1,633.50	
958939	1511595	11/14/2014	270	1,600.00	
958922	1511580	11/14/2014	270	1,500.00	
960523	1511750	11/14/2014	270	1,490.05	
960488	1511740	11/14/2014	270	1,488.00	
958907	1511567	11/14/2014	270	1,367.00	
960467	14270111413IFTA C	11/14/2014	270	1,351.42	
960434	1511685	11/14/2014	270	1,175.00	
958989	1511656	11/14/2014	270	969.55	
960469	1511715	11/14/2014	270	850.32	
960438	1511688	11/14/2014	270	810.00	
960448	1511697	11/14/2014	270	780.56	
958988	1511655	11/14/2014	270	676.82	
960208	1511714	11/14/2014	270	549.50	
960435	1511686	11/14/2014	270	500.00	
958998	1511645	11/14/2014	270	417.50	
960528	1511751	11/14/2014	270	380.00	
959004	1511669	11/14/2014	270	378.25	
958912	1511572	11/14/2014	270	345.00	
958925	1511582	11/14/2014	270	314.50	
958921	1511579	11/14/2014	270	270.00	
958932	1511588	11/14/2014	270	232.87	
958991	1511649	11/14/2014	270	222.51	
958919	1511577	11/14/2014	270	190.00	
960543	1511785	11/14/2014	270	157.25	
960432	1511684	11/14/2014	270	140.00	
958905	1511565	11/14/2014	270	135.00	
958908	1511568	11/14/2014	270	123.25	
958913	1511573	11/14/2014	270	123.25	
958940	1511596	11/14/2014	270	100.55	
960513	1511742	11/14/2014	270	90.00	
960470	1511716	11/14/2014	270	90.00	
958918	1511576	11/14/2014	270	70.00	
958923	1511581	11/14/2014	270	60.00	
960457	1511702	11/14/2014	270	58.50	
960431	1511683	11/14/2014	270	50.00	
960519	1511746	11/14/2014	270	46.18	
958986	1511654	11/14/2014	270	35.00	
958997	1511653	11/14/2014	270	28.00	
960555	1511784	11/14/2014	270	23.00	

Run Date: 6/30/2015
 Run Time: 5:07:57PM

Demand Account Activity

Start Date: 7/1/2014 End Date: 6/30/2015

Page: 157
 User: 0

Jnl. Entry	Ref #	Trx. Date	Ledger	Debit Amount	Credit Amount
959006	1511670	11/14/2014	270	22.00	
960454	1511701	11/14/2014	270	21.60	
958996	1511652	11/14/2014	270	16.00	
959007	1511671	11/14/2014	270	14.55	
958994	1511651	11/14/2014	270	12.00	
958992	1511650	11/14/2014	270	10.42	
960494	1511726	11/14/2014	270	5.09	
960421	142701004	11/14/2014	270		1,164,000.00
960425	8005652 & 8005653	11/14/2014	270		10,977.65
960449	142701007	11/14/2014	270		27,891,843.66
960455	142701009	11/14/2014	270		12,011,736.98
960458	142701011	11/14/2014	270		167,314,230.86
960487	142701014	11/14/2014	270		292,772,067.31
960651	142701007	11/17/2014	270	25,242,187.50	
960647	142701005	11/17/2014	270	21,000,000.00	
960652	14270111710EFT A	11/17/2014	270	16,405,592.12	
960653	1511853	11/17/2014	270	6,077,718.91	
960658	1511862	11/17/2014	270	5,819,706.37	
960650	1511852	11/17/2014	270	2,412,784.59	
960680	1511861	11/17/2014	270	1,590,363.79	
960669	1511863	11/17/2014	270	514,391.66	
960643	1511871	11/17/2014	270	474,984.54	
960690	1511899	11/17/2014	270	394,000.00	
960623	1511825	11/17/2014	270	266,211.74	
960705	1511902	11/17/2014	270	253,900.82	
960659	1511872	11/17/2014	270	120,507.32	
960596	1511808	11/17/2014	270	103,559.85	
960637	1511854	11/17/2014	270	98,886.01	
960598	1511809	11/17/2014	270	77,669.50	
960618	1511823	11/17/2014	270	66,100.00	
961114	1511903	11/17/2014	270	45,660.97	
960679	1511860	11/17/2014	270	44,062.24	
960691	1511882	11/17/2014	270	34,962.94	
960624	1511829	11/17/2014	270	32,228.86	
960625	1511826	11/17/2014	270	32,075.11	
960627	1511827	11/17/2014	270	20,542.68	
960599	1511810	11/17/2014	270	17,136.83	
960660	1511873	11/17/2014	270	16,197.03	
960611	1511819	11/17/2014	270	15,733.80	
960668	1511855	11/17/2014	270	15,723.00	
960621	1511828	11/17/2014	270	15,362.78	
960678	1511859	11/17/2014	270	15,270.50	
960633	1511837	11/17/2014	270	8,523.50	
961121	1511905	11/17/2014	270	5,893.00	
960661	1511874	11/17/2014	270	5,338.39	
960615	1511822	11/17/2014	270	4,900.00	
960654	14270111711CC All	11/17/2014	270	4,859.17	
960665	1511876	11/17/2014	270	4,310.25	
960663	1511875	11/17/2014	270	3,957.66	
960671	1511856	11/17/2014	270	3,909.41	
960593	1511806	11/17/2014	270	3,884.43	
961129	142701114ABCBRL	11/17/2014	270	3,540.00	
960636	1511839	11/17/2014	270	2,685.00	
960670	1511878	11/17/2014	270	2,624.23	
960667	1511877	11/17/2014	270	2,268.00	
960612	1511820	11/17/2014	270	2,179.50	

Run Date: 6/30/2015
 Run Time: 5:07:57PM

Demand Account Activity

Page: 158
 User: 0

Start Date: 7/1/2014 End Date: 6/30/2015

Jnl. Entry	Ref #	Trx. Date	Ledger	Debit Amount	Credit Amount
960674	1511857	11/17/2014	270	2,108.88	
960675	1511864	11/17/2014	270	1,698.37	
960684	1511884	11/17/2014	270	1,388.40	
960688	1511881	11/17/2014	270	1,147.85	
960634	1511838	11/17/2014	270	690.00	
960655	14270111712IFTA C	11/17/2014	270	615.01	
960639	1511841	11/17/2014	270	558.00	
960628	1511840	11/17/2014	270	510.00	
960672	1511879	11/17/2014	270	506.25	
960613	1511821	11/17/2014	270	153.00	
960594	1511807	11/17/2014	270	150.00	
960635	1511843	11/17/2014	270	150.00	
960689	1511885	11/17/2014	270	63.22	
960677	1511858	11/17/2014	270	61.58	
960632	1511842	11/17/2014	270	50.00	
960622	1511824	11/17/2014	270	48.50	
960687	1511880	11/17/2014	270	16.00	
961120	1511904	11/17/2014	270	0.01	
961111	8005654	11/17/2014	270		11,517.28
960610	142701001	11/17/2014	270		16,000,000.00
960614	142701002	11/17/2014	270		16,000,000.00
960616	142701003	11/17/2014	270		16,000,000.00
960617	142701004	11/17/2014	270		1,242,000.00
960656	142701013	11/17/2014	270		20,197,593.29
961168	14270111809EFT A	11/18/2014	270	123,608,166.74	
961772	1512042	11/18/2014	270	42,420,656.08	
961165	142701006	11/18/2014	270	12,000,000.00	
961166	142701001	11/18/2014	270	10,000,000.00	
961167	142701008	11/18/2014	270	4,000,000.00	
961687	1511964	11/18/2014	270	1,744,033.43	
961720	1511996	11/18/2014	270	459,751.00	
961402	1511939	11/18/2014	270	308,881.85	
961771	1512041	11/18/2014	270	238,176.00	
961686	1511963	11/18/2014	270	229,955.52	
961731	1512001	11/18/2014	270	122,448.07	
961736	1512006	11/18/2014	270	87,296.76	
961722	1512021	11/18/2014	270	72,379.81	
961406	1511940	11/18/2014	270	71,322.01	
961733	1512005	11/18/2014	270	70,880.24	
961751	1512024	11/18/2014	270	63,328.40	
961735	1512004	11/18/2014	270	56,943.10	
961745	1512010	11/18/2014	270	41,933.99	
961155	1511938	11/18/2014	270	37,359.52	
961645	1511931	11/18/2014	270	35,163.71	
961743	1512009	11/18/2014	270	34,833.78	
961746	1512011	11/18/2014	270	31,783.19	
961752	1512025	11/18/2014	270	27,000.21	
961147	1511920	11/18/2014	270	20,656.78	
961685	1511961	11/18/2014	270	19,319.72	
961653	14270111810CC All	11/18/2014	270	18,591.91	
961403	1511937	11/18/2014	270	16,984.36	
961754	1512027	11/18/2014	270	16,544.45	
961157	1511930	11/18/2014	270	15,071.61	
961690	1511965	11/18/2014	270	12,636.12	
961753	1512026	11/18/2014	270	9,956.73	
961773	1512043	11/18/2014	270	9,454.90	

Run Date: 6/30/2015
 Run Time: 5:07:57PM

Demand Account Activity

Page: 159
 User: 0

Start Date: 7/1/2014 End Date: 6/30/2015

Jnl. Entry	Ref #	Trx. Date	Ledger	Debit Amount	Credit Amount
961401	1511936	11/18/2014	270	8,514.10	
961159	1511934	11/18/2014	270	6,612.70	
961691	1511966	11/18/2014	270	6,460.41	
961726	1511999	11/18/2014	270	6,320.00	
961756	1512022	11/18/2014	270	5,694.07	
961646	1511932	11/18/2014	270	4,369.91	
961747	1512012	11/18/2014	270	4,062.88	
961734	1512003	11/18/2014	270	3,969.40	
961648	1511933	11/18/2014	270	3,579.33	
961145	1511919	11/18/2014	270	2,929.50	
961692	1511967	11/18/2014	270	2,783.74	
961679	1511955	11/18/2014	270	2,185.50	
961727	1512000	11/18/2014	270	1,922.32	
961654	14270111811IFTA C	11/18/2014	270	1,783.17	
961150	1511928	11/18/2014	270	1,620.00	
961675	1511995	11/18/2014	270	1,420.00	
961681	1511957	11/18/2014	270	1,260.00	
961738	1512007	11/18/2014	270	1,230.00	
961750	1512023	11/18/2014	270	1,175.15	
961683	1511959	11/18/2014	270	1,058.00	
961740	1512008	11/18/2014	270	410.00	
961400	1511935	11/18/2014	270	350.66	
961732	1512002	11/18/2014	270	300.00	
961680	1511956	11/18/2014	270	240.00	
961676	1511954	11/18/2014	270	170.00	
961684	1511960	11/18/2014	270	150.00	
961655	14270111812abc bri	11/18/2014	270	146.00	
961151	1511923	11/18/2014	270	130.00	
961682	1511958	11/18/2014	270	125.00	
961158	1511929	11/18/2014	270	106.25	
961149	1511922	11/18/2014	270	65.00	
961152	1511924	11/18/2014	270	65.00	
961724	1511997	11/18/2014	270	65.00	
961725	1511998	11/18/2014	270	10.00	
961156	142701001	11/18/2014	270		42,000,000.00
961161	142701002	11/18/2014	270		42,000,000.00
961162	142701003	11/18/2014	270		42,000,000.00
961163	142701004	11/18/2014	270		13,517,000.00
961164	142701005	11/18/2014	270		42,420,656.08
961674	8005656	11/18/2014	270		58,198.49
961723	142701012	11/18/2014	270		24,989,131.50
962216	1512162	11/19/2014	270	59,412,537.65	
961832	14270111908EFT A	11/19/2014	270	32,395,533.69	
962206	1512150	11/19/2014	270	22,422,820.48	
961831	142701007	11/19/2014	270	13,000,000.00	
962203	1512153	11/19/2014	270	5,999,724.03	
962160	1512121	11/19/2014	270	1,348,502.15	
962165	1512124	11/19/2014	270	1,238,094.99	
962169	1512125	11/19/2014	270	1,015,906.20	
962163	1512123	11/19/2014	270	955,477.67	
962161	1512122	11/19/2014	270	324,791.74	
962164	1512129	11/19/2014	270	151,883.37	
961781	1512073	11/19/2014	270	140,421.50	
961830	142701006	11/19/2014	270	90,365.54	
962198	1512149	11/19/2014	270	74,140.15	
961812	1512075	11/19/2014	270	69,391.16	

Run Date: 6/30/2015
 Run Time: 5:07:57PM

Demand Account Activity

Page: 160
 User: 0

Start Date: 7/1/2014 End Date: 6/30/2015

Jnl. Entry	Ref #	Trx. Date	Ledger	Debit Amount	Credit Amount
962173	1512119	11/19/2014	270	57,368.71	
962168	1512115	11/19/2014	270	54,836.87	
961805	1512071	11/19/2014	270	40,905.71	
962175	1512127	11/19/2014	270	36,335.39	
961814	1512076	11/19/2014	270	35,584.42	
962197	1512148	11/19/2014	270	24,598.69	
961807	1512077	11/19/2014	270	23,885.69	
961792	1512058	11/19/2014	270	21,410.00	
962174	1512126	11/19/2014	270	18,430.43	
961833	14270111909CC All	11/19/2014	270	16,293.08	
961808	1512078	11/19/2014	270	16,056.01	
961811	1512074	11/19/2014	270	13,140.65	
962166	1512113	11/19/2014	270	7,372.27	
961815	1512082	11/19/2014	270	7,069.00	
962162	1512128	11/19/2014	270	3,664.68	
962170	1512116	11/19/2014	270	3,213.27	
961854	1512097	11/19/2014	270	2,974.50	
961809	1512079	11/19/2014	270	2,032.53	
962196	1512152	11/19/2014	270	2,008.18	
961856	1512099	11/19/2014	270	1,425.00	
961796	1512062	11/19/2014	270	1,275.00	
961819	1512085	11/19/2014	270	1,170.00	
962159	1512120	11/19/2014	270	1,132.30	
962167	1512114	11/19/2014	270	1,111.28	
961791	1512057	11/19/2014	270	950.00	
961790	1512056	11/19/2014	270	875.00	
961853	1512096	11/19/2014	270	820.00	
962202	1512151	11/19/2014	270	769.81	
961787	1512053	11/19/2014	270	750.00	
961789	1512055	11/19/2014	270	740.00	
961858	1512101	11/19/2014	270	732.00	
961793	1512059	11/19/2014	270	600.00	
961794	1512060	11/19/2014	270	500.00	
961795	1512061	11/19/2014	270	350.00	
962171	1512117	11/19/2014	270	280.76	
961788	1512054	11/19/2014	270	275.00	
961857	1512100	11/19/2014	270	270.00	
961835	14270111910IFTA A	11/19/2014	270	265.25	
961855	1512098	11/19/2014	270	230.00	
961806	1512072	11/19/2014	270	230.00	
961785	1512052	11/19/2014	270	200.00	
961816	1512083	11/19/2014	270	187.00	
961810	1512080	11/19/2014	270	123.00	
961783	1512051	11/19/2014	270	120.00	
962097	1512102	11/19/2014	270	120.00	
961818	1512084	11/19/2014	270	117.00	
962172	1512118	11/19/2014	270	110.00	
962107	1512103	11/19/2014	270	70.00	
961813	1512081	11/19/2014	270	14.85	
961849	8005659	11/19/2014	270		200,867.70
962194	142701012	11/19/2014	270		11,000,000.00
962195	142701012	11/19/2014	270		34,524,516.58
961821	142701001	11/19/2014	270		6,000,000.00
961825	142701002	11/19/2014	270		6,000,000.00
961826	142701003	11/19/2014	270		6,000,000.00
961827	142701004	11/19/2014	270		59,412,537.65

Run Date: 6/30/2015
 Run Time: 5:07:57PM

Demand Account Activity

Start Date: 7/1/2014 End Date: 6/30/2015

Page: 161
 User: 0

Jnl. Entry	Ref #	Trx. Date	Ledger	Debit Amount	Credit Amount
961828	142701005	11/19/2014	270		1,156,000.00
961848	142701011	11/19/2014	270		11,000,000.00
962214	Correcting entry for I	11/19/2014	270		1,000,000.00
962300	1512219	11/20/2014	270	57,353,811.22	
962239	14270112007EFT A	11/20/2014	270	24,705,070.12	
962237	142701006	11/20/2014	270	12,000,000.00	
962236	142701005	11/20/2014	270	10,992,745.00	
962238	142701007	11/20/2014	270	7,000,000.00	
962248	1512180	11/20/2014	270	3,517,584.00	
962253	1512185	11/20/2014	270	1,445,609.74	
962359	Correct J.E.# 96221	11/20/2014	270	1,000,000.00	
962275	1512302	11/20/2014	270	911,051.20	
962259	1512188	11/20/2014	270	840,057.40	
962257	1512187	11/20/2014	270	462,175.14	
962247	1512179	11/20/2014	270	387,523.34	
962255	1512186	11/20/2014	270	300,978.66	
962299	1512218	11/20/2014	270	279,450.31	
962678	1512299	11/20/2014	270	186,748.00	
962262	1512190	11/20/2014	270	144,574.37	
962305	1512222	11/20/2014	270	138,317.23	
962355	1512271	11/20/2014	270	122,375.51	
962366	1512280	11/20/2014	270	115,310.30	
962302	1512221	11/20/2014	270	91,812.77	
962364	1512278	11/20/2014	270	61,126.56	
962368	1512282	11/20/2014	270	54,533.16	
962291	1512220	11/20/2014	270	49,372.86	
962254	14270112008CC All	11/20/2014	270	49,208.03	
962311	1512227	11/20/2014	270	47,661.00	
962260	1512189	11/20/2014	270	47,376.20	
962246	1512178	11/20/2014	270	39,333.33	
962267	1512192	11/20/2014	270	36,760.10	
962375	1512287	11/20/2014	270	33,486.00	
962361	1512275	11/20/2014	270	27,961.80	
962367	1512281	11/20/2014	270	26,144.99	
962363	1512277	11/20/2014	270	23,659.96	
962306	1512283	11/20/2014	270	18,771.34	
962365	1512279	11/20/2014	270	14,152.00	
962271	1512208	11/20/2014	270	10,527.50	
962309	1512274	11/20/2014	270	9,690.30	
962264	1512191	11/20/2014	270	8,080.72	
962245	1512177	11/20/2014	270	7,692.39	
962281	1512197	11/20/2014	270	4,521.21	
962242	1512174	11/20/2014	270	3,565.69	
962358	1512297	11/20/2014	270	3,355.00	
962229	1512168	11/20/2014	270	3,300.00	
962279	1512196	11/20/2014	270	3,275.00	
962278	1512195	11/20/2014	270	2,942.70	
962268	1512207	11/20/2014	270	2,525.00	
962230	1512169	11/20/2014	270	2,500.00	
962276	1512194	11/20/2014	270	2,082.00	
962308	1512226	11/20/2014	270	1,867.26	
962372	1512285	11/20/2014	270	1,751.95	
962374	1512286	11/20/2014	270	1,732.16	
962284	1512198	11/20/2014	270	1,473.12	
962273	1512209	11/20/2014	270	850.00	
962228	1512199	11/20/2014	270	768.00	

Run Date: 6/30/2015
 Run Time: 5:07:57PM

Demand Account Activity

Page: 162
 User: 0

Start Date: 7/1/2014 End Date: 6/30/2015

Jnl. Entry	Ref #	Trx. Date	Ledger	Debit Amount	Credit Amount
962357	1512273	11/20/2014	270	661.30	
962266	1512206	11/20/2014	270	490.00	
962370	1512284	11/20/2014	270	372.50	
962263	1512205	11/20/2014	270	356.00	
962677	1512298	11/20/2014	270	354.50	
962243	1512175	11/20/2014	270	217.18	
962256	14270112009	11/20/2014	270	165.23	
962224	1512167	11/20/2014	270	162.75	
962274	1512210	11/20/2014	270	135.58	
962244	1512176	11/20/2014	270	124.64	
962307	1512223	11/20/2014	270	109.14	
962289	1512200	11/20/2014	270	90.00	
962227	1512204	11/20/2014	270	60.00	
962356	1512272	11/20/2014	270	24.04	
962290	1512201	11/20/2014	270	20.00	
962362	1512276	11/20/2014	270	10.90	
962226	142701001	11/20/2014	270		30,000,000.00
962233	142701002	11/20/2014	270		30,000,000.00
962234	142701003	11/20/2014	270		41,000,000.00
962235	142701004	11/20/2014	270		11,971,876.00
962684	8005660	11/20/2014	270		8,400.59
962384	142701010	11/20/2014	270		10,559,911.73
962788	15270112110	11/21/2014	270	104,670,000.00	
962782	15270112105 AIRS	11/21/2014	270	84,681,828.73	
963222	1512434	11/21/2014	270	32,345,426.40	
962742	15270112104	11/21/2014	270	14,000,000.00	
962746	15300112103	11/21/2014	270	13,000,000.00	
962805	1512368	11/21/2014	270	1,393,055.97	
962826	1512392	11/21/2014	270	263,838.55	
962763	1512343	11/21/2014	270	221,134.85	
962827	1512396	11/21/2014	270	183,202.00	
962810	1512376	11/21/2014	270	123,558.82	
962829	1512397	11/21/2014	270	120,432.55	
962761	1512341	11/21/2014	270	74,819.37	
962803	1512375	11/21/2014	270	47,948.05	
962836	1512399	11/21/2014	270	43,906.36	
962835	1512418	11/21/2014	270	35,205.80	
962811	1512377	11/21/2014	270	34,253.33	
962828	1512393	11/21/2014	270	27,701.31	
962840	1512424	11/21/2014	270	27,467.94	
962750	1512330	11/21/2014	270	22,893.69	
962756	1512336	11/21/2014	270	22,565.00	
962751	1512331	11/21/2014	270	19,081.09	
962738	1512369	11/21/2014	270	17,984.08	
962758	1512338	11/21/2014	270	17,178.75	
962765	1512345	11/21/2014	270	16,364.83	
962760	1512340	11/21/2014	270	15,999.78	
962784	15270112106 AIRS	11/21/2014	270	13,785.86	
962764	1512344	11/21/2014	270	11,355.00	
962755	1512335	11/21/2014	270	10,731.27	
963218	1512422	11/21/2014	270	10,060.77	
963213	1512419	11/21/2014	270	8,948.69	
962802	1512367	11/21/2014	270	8,326.86	
962816	1512381	11/21/2014	270	7,485.55	
962759	1512339	11/21/2014	270	6,906.50	
962757	1512337	11/21/2014	270	5,316.63	

Run Date: 6/30/2015
 Run Time: 5:07:57PM

Demand Account Activity

Page: 163
 User: 0

Start Date: 7/1/2014 End Date: 6/30/2015

Jnl. Entry	Ref #	Trx. Date	Ledger	Debit Amount	Credit Amount
962813	1512379	11/21/2014	270	5,051.00	
962754	1512334	11/21/2014	270	5,000.00	
962795	1512361	11/21/2014	270	4,371.00	
962732	1512322	11/21/2014	270	4,362.50	
962762	1512342	11/21/2014	270	3,861.56	
962786	15270112108 DSM\	11/21/2014	270	3,825.00	
962815	1512380	11/21/2014	270	3,469.50	
962812	1512378	11/21/2014	270	3,333.33	
962804	1512370	11/21/2014	270	3,032.55	
963225	1512432	11/21/2014	270	3,014.00	
962830	1512394	11/21/2014	270	2,525.80	
962838	1512405	11/21/2014	270	2,414.00	
962743	1512355	11/21/2014	270	2,365.56	
962734	1512324	11/21/2014	270	2,058.00	
962819	1512384	11/21/2014	270	1,951.18	
962837	1512400	11/21/2014	270	1,863.45	
962808	1512373	11/21/2014	270	1,745.40	
962817	1512382	11/21/2014	270	1,737.50	
962818	1512383	11/21/2014	270	1,551.19	
962793	1512359	11/21/2014	270	1,540.00	
962807	1512372	11/21/2014	270	1,025.14	
962789	1512356	11/21/2014	270	846.00	
963220	1512423	11/21/2014	270	375.35	
963217	1512420	11/21/2014	270	350.41	
962820	1512385	11/21/2014	270	342.00	
962796	1512362	11/21/2014	270	340.00	
962794	1512360	11/21/2014	270	290.00	
962749	1512329	11/21/2014	270	220.00	
962785	15270112107 DSM\	11/21/2014	270	204.45	
962806	1512371	11/21/2014	270	181.93	
962832	1512395	11/21/2014	270	125.00	
962752	1512332	11/21/2014	270	118.50	
962753	1512333	11/21/2014	270	101.36	
962748	1512328	11/21/2014	270	93.50	
962790	1512357	11/21/2014	270	70.00	
962733	1512323	11/21/2014	270	65.00	
962834	1512398	11/21/2014	270	44.93	
962792	1512358	11/21/2014	270	30.00	
962823	1512389	11/21/2014	270	20.00	
962824	1512390	11/21/2014	270	20.00	
962825	1512391	11/21/2014	270	20.00	
962822	1512388	11/21/2014	270	18.00	
963216	1512421	11/21/2014	270	10.57	
962809	1512387	11/21/2014	270	8.00	
962739	15270112101	11/21/2014	270		30,000,000.00
962740	15270112102	11/21/2014	270		30,000,000.00
962741	15270112103	11/21/2014	270		30,000,000.00
962787	15270112109	11/21/2014	270		4,840,000.00
962833	8005662	11/21/2014	270		18,716.47
963215	1527011211499	11/21/2014	270		128,637,819.71
963236	32345426.40	11/21/2014	270		32,345,426.40
963291	14270112409EFT A	11/24/2014	270	73,312,944.40	
963262	142701001	11/24/2014	270	45,000,000.00	
963271	142701002	11/24/2014	270	45,000,000.00	
963737	142701003	11/24/2014	270	45,000,000.00	
963290	142701008	11/24/2014	270	14,000,000.00	

Run Date: 6/30/2015
Run Time: 5:07:57PM

Demand Account Activity

Start Date: 7/1/2014 End Date: 6/30/2015

Page: 164
User: 0

Jnl. Entry	Ref #	Trx. Date	Ledger	Debit Amount	Credit Amount
963288	142701007	11/24/2014	270	5,000,000.00	
963670	1512527	11/24/2014	270	2,773,514.82	
963615	1512487	11/24/2014	270	831,284.91	
963282	1512470	11/24/2014	270	584,760.12	
963666	1512524	11/24/2014	270	510,644.48	
963616	1512488	11/24/2014	270	365,708.54	
963708	1512567	11/24/2014	270	363,555.92	
963618	1512489	11/24/2014	270	283,911.21	
963665	1512523	11/24/2014	270	273,849.32	
963674	1512528	11/24/2014	270	257,415.96	
963275	142701006	11/24/2014	270	227,125.00	
963619	1512490	11/24/2014	270	202,656.52	
963669	1512526	11/24/2014	270	196,822.70	
963276	1512472	11/24/2014	270	181,911.87	
963664	1512522	11/24/2014	270	152,059.41	
963620	1512491	11/24/2014	270	73,855.31	
963621	1512492	11/24/2014	270	68,794.79	
963510	1512479	11/24/2014	270	43,509.27	
963657	1512515	11/24/2014	270	36,843.41	
963679	1512533	11/24/2014	270	35,205.21	
963523	1512480	11/24/2014	270	35,196.80	
963609	1512481	11/24/2014	270	32,665.98	
963278	1512466	11/24/2014	270	31,663.07	
963273	142701005	11/24/2014	270	27,522.00	
963610	1512482	11/24/2014	270	25,708.21	
963279	1512467	11/24/2014	270	23,441.80	
963718	1512568	11/24/2014	270	23,062.95	
963680	1512534	11/24/2014	270	22,145.16	
963611	1512483	11/24/2014	270	18,857.00	
963717	1512570	11/24/2014	270	18,173.66	
963624	14270112410CC All	11/24/2014	270	17,255.90	
963280	1512468	11/24/2014	270	16,675.83	
963612	1512484	11/24/2014	270	16,147.32	
963652	1512508	11/24/2014	270	15,967.50	
963281	1512469	11/24/2014	270	13,354.92	
963663	1512521	11/24/2014	270	12,813.12	
963700	1512569	11/24/2014	270	10,358.96	
963675	1512529	11/24/2014	270	10,319.69	
963613	1512485	11/24/2014	270	8,232.74	
963661	1512519	11/24/2014	270	8,160.51	
963614	1512486	11/24/2014	270	7,705.70	
963284	1512473	11/24/2014	270	5,938.23	
963285	1512474	11/24/2014	270	5,884.54	
963287	1512475	11/24/2014	270	5,285.00	
963289	1512476	11/24/2014	270	4,772.12	
963662	1512520	11/24/2014	270	4,239.77	
963658	1512516	11/24/2014	270	4,175.55	
963667	1512525	11/24/2014	270	4,138.00	
963659	1512517	11/24/2014	270	4,025.00	
963283	1512471	11/24/2014	270	4,000.00	
963660	1512518	11/24/2014	270	3,637.33	
963651	1512507	11/24/2014	270	3,369.00	
963654	1512512	11/24/2014	270	2,649.52	
963261	1512465	11/24/2014	270	2,571.83	
963649	1512505	11/24/2014	270	1,740.00	
963507	1512477	11/24/2014	270	1,594.40	

Run Date: 6/30/2015
 Run Time: 5:07:57PM

Demand Account Activity

Start Date: 7/1/2014 End Date: 6/30/2015

Page: 165
 User: 0

Jnl. Entry	Ref #	Trx. Date	Ledger	Debit Amount	Credit Amount
963508	1512478	11/24/2014	270	1,422.67	
963676	1512530	11/24/2014	270	1,000.85	
963655	1512513	11/24/2014	270	903.00	
963677	1512531	11/24/2014	270	852.47	
963656	1512514	11/24/2014	270	602.50	
963648	1512504	11/24/2014	270	330.00	
963678	1512532	11/24/2014	270	311.64	
963647	1512503	11/24/2014	270	311.50	
963650	1512506	11/24/2014	270	260.00	
963256	1512453	11/24/2014	270	136.00	
963646	1512502	11/24/2014	270	70.00	
963263	1512501	11/24/2014	270	50.00	
963685	1512543	11/24/2014	270	17.44	
963625	14270112411IFTA C	11/24/2014	270	7.08	
963622	1512493	11/24/2014	270	4.83	
963617	EFT Rev 11/24/14	11/24/2014	270		141,000.21
963272	142701004	11/24/2014	270		27,528.00
963734	142701012	11/24/2014	270		234,786,542.33
963850	1512679	11/25/2014	270	61,373,897.73	
963806	14270112508EFT A	11/25/2014	270	36,193,995.13	
963799	142701104	11/25/2014	270	25,000,000.00	
963796	142701102	11/25/2014	270	18,000,000.00	
963797	1427011030	11/25/2014	270	18,000,000.00	
963759	142701101	11/25/2014	270	18,000,000.00	
963804	142701107	11/25/2014	270	11,000,000.00	
963776	1512633	11/25/2014	270	2,240,223.01	
963788	1512627	11/25/2014	270	1,357,373.21	
963866	1512677	11/25/2014	270	1,024,813.27	
964167	1512719	11/25/2014	270	675,000.00	
964173	1512725	11/25/2014	270	529,000.00	
963777	1512618	11/25/2014	270	500,000.00	
963862	1512676	11/25/2014	270	492,042.08	
963874	1512702	11/25/2014	270	466,687.20	
963883	1512701	11/25/2014	270	462,381.94	
963873	1512693	11/25/2014	270	459,697.85	
963775	1512617	11/25/2014	270	416,461.51	
963871	1512691	11/25/2014	270	377,632.15	
963802	142701106	11/25/2014	270	360,859.38	
963793	1512637	11/25/2014	270	277,108.04	
963882	1512703	11/25/2014	270	255,556.86	
963779	1512620	11/25/2014	270	212,794.56	
963837	1512657	11/25/2014	270	209,053.43	
963881	1512700	11/25/2014	270	204,408.29	
963795	1512634	11/25/2014	270	119,950.00	
963880	1512699	11/25/2014	270	119,489.61	
963780	1512625	11/25/2014	270	113,253.00	
963847	1512666	11/25/2014	270	101,417.35	
963778	1512619	11/25/2014	270	86,914.36	
963869	1512690	11/25/2014	270	85,446.57	
963807	1512639	11/25/2014	270	72,352.05	
963805	1512638	11/25/2014	270	68,307.50	
963808	1512640	11/25/2014	270	68,187.91	
963868	1512689	11/25/2014	270	65,366.99	
963857	1512674	11/25/2014	270	63,425.48	
963867	1512686	11/25/2014	270	53,553.68	
963886	1512718	11/25/2014	270	50,000.00	

Run Date: 6/30/2015
 Run Time: 5:07:57PM

Demand Account Activity

Start Date: 7/1/2014 End Date: 6/30/2015

Page: 166
 User: 0

Jnl. Entry	Ref #	Trx. Date	Ledger	Debit Amount	Credit Amount
963798	1512635	11/25/2014	270	46,126.50	
963809	1512641	11/25/2014	270	28,137.15	
964170	1512722	11/25/2014	270	28,077.18	
963785	1512623	11/25/2014	270	20,824.00	
964168	1512720	11/25/2014	270	15,196.11	
963875	1512694	11/25/2014	270	14,529.78	
963870	1512678	11/25/2014	270	14,430.67	
963877	1512696	11/25/2014	270	11,271.77	
963784	1512622	11/25/2014	270	11,124.96	
963781	1512621	11/25/2014	270	10,156.24	
963856	1512673	11/25/2014	270	7,883.00	
963786	1512628	11/25/2014	270	6,730.00	
963879	1512698	11/25/2014	270	6,102.43	
963878	1512697	11/25/2014	270	3,789.37	
963865	1512685	11/25/2014	270	2,675.00	
963885	1512704	11/25/2014	270	2,536.00	
964169	1512721	11/25/2014	270	2,177.97	
963835	1512655	11/25/2014	270	2,085.50	
963801	1512636	11/25/2014	270	2,007.50	
963863	1512683	11/25/2014	270	1,866.00	
963833	1512653	11/25/2014	270	1,730.00	
963872	1512692	11/25/2014	270	1,533.49	
963763	1512612	11/25/2014	270	1,190.00	
963764	1512613	11/25/2014	270	965.00	
963876	1512695	11/25/2014	270	820.00	
963864	1512684	11/25/2014	270	785.00	
963771	1512605	11/25/2014	270	651.57	
963773	1512606	11/25/2014	270	370.00	
963834	1512654	11/25/2014	270	340.00	
963768	1512607	11/25/2014	270	329.27	
963749	1512601	11/25/2014	270	260.00	
963831	1512651	11/25/2014	270	208.00	
963836	1512656	11/25/2014	270	170.00	
963767	1512602	11/25/2014	270	170.00	
963765	1512614	11/25/2014	270	110.50	
963838	1512658	11/25/2014	270	94.98	
963860	1512681	11/25/2014	270	94.00	
963762	1512611	11/25/2014	270	80.00	
963766	1512615	11/25/2014	270	80.00	
963770	1512604	11/25/2014	270	80.00	
963832	1512652	11/25/2014	270	60.00	
963830	1512650	11/25/2014	270	50.00	
963758	1512608	11/25/2014	270	50.00	
964171	1512723	11/25/2014	270	49.91	
963761	1512610	11/25/2014	270	30.00	
963774	1512624	11/25/2014	270	21.69	
963760	1512609	11/25/2014	270	20.00	
963769	1512603	11/25/2014	270	18.66	
964172	1512724	11/25/2014	270	10.00	
963861	1512682	11/25/2014	270	8.00	
963859	1512680	11/25/2014	270	4.00	
963840	8005666	11/25/2014	270		13,867.15
963800	142701105	11/25/2014	270		54,138,000.00
963827	142701109	11/25/2014	270		140,662,263.76
965644	Correct Journal Entr	11/26/2014	270	65,992,763.87	
965346	142701108	11/26/2014	270	18,000,000.00	

Run Date: 6/30/2015
Run Time: 5:07:57PM

Demand Account Activity

Start Date: 7/1/2014 End Date: 6/30/2015

Page: 167
User: 0

Jnl. Entry	Ref #	Trx. Date	Ledger	Debit Amount	Credit Amount
965336	142701102	11/26/2014	270	11,000,000.00	
965337	142701103	11/26/2014	270	11,000,000.00	
965339	142701104	11/26/2014	270	11,000,000.00	
965420	1512846	11/26/2014	270	10,845,296.19	
965343	142701106	11/26/2014	270	3,500,000.00	
965359	1512821	11/26/2014	270	1,587,410.00	
964201	1512739	11/26/2014	270	1,239,029.37	
965373	1512822	11/26/2014	270	749,761.26	
965321	1512787	11/26/2014	270	568,364.64	
965323	1512788	11/26/2014	270	309,392.75	
965411	1512844	11/26/2014	270	245,266.00	
965376	1512823	11/26/2014	270	223,547.00	
964202	1512740	11/26/2014	270	184,521.14	
965325	1512789	11/26/2014	270	179,253.15	
965414	1512845	11/26/2014	270	167,870.00	
965308	1512783	11/26/2014	270	139,458.56	
965377	1512824	11/26/2014	270	132,111.84	
965462	1512920	11/26/2014	270	116,876.12	
965378	1512825	11/26/2014	270	89,914.10	
965365	14270112611CC All	11/26/2014	270	85,276.64	
965326	1512790	11/26/2014	270	81,564.00	
965328	1512791	11/26/2014	270	75,650.63	
965452	1512921	11/26/2014	270	74,645.80	
965369	1512832	11/26/2014	270	69,424.23	
965467	1512885	11/26/2014	270	66,617.06	
965464	1512884	11/26/2014	270	63,656.84	
964240	142701101	11/26/2014	270	62,200.00	
965476	1512924	11/26/2014	270	60,437.71	
964228	1512760	11/26/2014	270	49,411.39	
965306	1512782	11/26/2014	270	45,591.00	
965348	1512794	11/26/2014	270	42,652.24	
965329	1512792	11/26/2014	270	41,000.00	
965317	1512785	11/26/2014	270	40,944.00	
964220	1512758	11/26/2014	270	39,359.33	
964223	1512759	11/26/2014	270	33,865.00	
965349	1512795	11/26/2014	270	31,700.00	
965320	1512796	11/26/2014	270	30,695.51	
965391	1512834	11/26/2014	270	28,693.35	
965322	1512797	11/26/2014	270	28,129.22	
965342	1512793	11/26/2014	270	23,569.61	
964229	1512761	11/26/2014	270	18,275.00	
964239	1512784	11/26/2014	270	16,952.67	
965382	1512826	11/26/2014	270	13,645.86	
965324	1512798	11/26/2014	270	13,558.53	
965472	1512889	11/26/2014	270	13,350.68	
964227	1512770	11/26/2014	270	11,325.00	
965457	1512879	11/26/2014	270	11,060.00	
965309	1512802	11/26/2014	270	10,279.45	
965449	1512875	11/26/2014	270	10,100.00	
965463	1512883	11/26/2014	270	10,004.18	
965455	1512878	11/26/2014	270	9,630.00	
964214	1512757	11/26/2014	270	9,600.00	
964209	1512744	11/26/2014	270	9,564.69	
965473	1512888	11/26/2014	270	6,945.08	
965453	1512877	11/26/2014	270	6,400.00	
964231	1512762	11/26/2014	270	6,198.50	

Run Date: 6/30/2015
Run Time: 5:07:57PM

Demand Account Activity

Start Date: 7/1/2014 End Date: 6/30/2015

Page: 168
User: 0

Jnl. Entry	Ref #	Trx. Date	Ledger	Debit Amount	Credit Amount
965451	1512876	11/26/2014	270	6,190.00	
965465	1512922	11/26/2014	270	5,538.00	
965425	1512864	11/26/2014	270	5,320.00	
965307	1512801	11/26/2014	270	5,293.79	
965441	1512873	11/26/2014	270	4,530.00	
965383	1512893	11/26/2014	270	4,460.00	
964225	1512769	11/26/2014	270	4,390.00	
965318	1512786	11/26/2014	270	4,023.39	
965395	1512837	11/26/2014	270	3,976.50	
965421	1512911	11/26/2014	270	3,897.75	
965386	1512895	11/26/2014	270	3,800.00	
965429	1512866	11/26/2014	270	3,800.00	
965392	1512835	11/26/2014	270	3,717.65	
964232	1512772	11/26/2014	270	3,657.50	
965439	1512872	11/26/2014	270	3,580.00	
965445	1512874	11/26/2014	270	3,550.00	
965436	1512870	11/26/2014	270	3,270.00	
965423	1512847	11/26/2014	270	3,215.16	
965350	1512816	11/26/2014	270	3,197.75	
965433	1512868	11/26/2014	270	3,020.00	
965461	1512882	11/26/2014	270	2,984.90	
964213	1512756	11/26/2014	270	2,964.50	
965454	1512918	11/26/2014	270	2,745.00	
965460	1512881	11/26/2014	270	2,559.20	
964206	1512753	11/26/2014	270	2,520.00	
965432	1512913	11/26/2014	270	2,361.44	
965375	1512891	11/26/2014	270	2,219.25	
965399	1512839	11/26/2014	270	2,185.00	
965458	1512880	11/26/2014	270	2,015.88	
965431	1512867	11/26/2014	270	1,940.50	
965330	1512800	11/26/2014	270	1,856.80	
965435	1512914	11/26/2014	270	1,500.00	
965468	14270112612IFTA A	11/26/2014	270	1,454.50	
965424	1512863	11/26/2014	270	625.00	
965410	1512843	11/26/2014	270	560.00	
965372	1512890	11/26/2014	270	532.50	
965327	1512799	11/26/2014	270	489.67	
964216	1512765	11/26/2014	270	480.00	
965438	1512871	11/26/2014	270	475.00	
964207	1512754	11/26/2014	270	425.00	
965402	1512840	11/26/2014	270	410.00	
965434	1512869	11/26/2014	270	400.00	
964219	1512766	11/26/2014	270	380.00	
965426	1512865	11/26/2014	270	350.00	
964230	1512771	11/26/2014	270	340.00	
964210	1512755	11/26/2014	270	310.00	
965397	1512838	11/26/2014	270	310.00	
965404	1512841	11/26/2014	270	286.50	
965471	1512887	11/26/2014	270	280.00	
965385	1512894	11/26/2014	270	225.00	
964233	1512763	11/26/2014	270	225.00	
965469	1512923	11/26/2014	270	213.00	
965381	1512892	11/26/2014	270	200.00	
965474	1512910	11/26/2014	270	190.00	
964235	1512764	11/26/2014	270	170.00	
965384	1512827	11/26/2014	270	153.09	

Run Date: 6/30/2015
 Run Time: 5:07:57PM

Demand Account Activity

Start Date: 7/1/2014 End Date: 6/30/2015

Page: 169
 User: 0

Jnl. Entry	Ref #	Trx. Date	Ledger	Debit Amount	Credit Amount
964221	1512767	11/26/2014	270	130.00	
964222	1512768	11/26/2014	270	130.00	
965389	1512828	11/26/2014	270	111.17	
965428	1512912	11/26/2014	270	103.00	
965408	1512842	11/26/2014	270	85.00	
965437	1512915	11/26/2014	270	80.00	
965356	1512817	11/26/2014	270	63.75	
965443	1512916	11/26/2014	270	58.50	
965393	1512836	11/26/2014	270	50.00	
965459	1512919	11/26/2014	270	20.00	
965448	1512917	11/26/2014	270	13.02	
964211	1512745	11/26/2014	270	5.22	
965470	1512886	11/26/2014	270	3.25	
965319	8005667	11/26/2014	270		159,199.65
965361	142701109	11/26/2014	270		97,488,301.32
965341	142701105	11/26/2014	270		28,607,000.00
965344	142701107	11/26/2014	270		10,845,296.19
965645	Back Out Journal Er	11/26/2014	270		62,200.00
965686	142701201	12/1/2014	270	60,000,000.00	
965688	142701203	12/1/2014	270	22,000,000.00	
965695	142701206	12/1/2014	270	7,000,000.00	
965765	1512996	12/1/2014	270	5,955,750.98	
965739	1512988	12/1/2014	270	5,370,552.00	
965697	142701208	12/1/2014	270	4,200,000.00	
965720	1512987	12/1/2014	270	1,559,360.86	
966000	1513015	12/1/2014	270	931,962.47	
965705	1512943	12/1/2014	270	467,748.17	
965752	1512990	12/1/2014	270	257,085.69	
965749	1512989	12/1/2014	270	242,722.41	
965694	142701205	12/1/2014	270	171,000.00	
966012	1513019	12/1/2014	270	147,391.05	
965769	1513002	12/1/2014	270	141,591.06	
965707	1512944	12/1/2014	270	122,395.83	
965712	1512961	12/1/2014	270	103,270.91	
965725	1512964	12/1/2014	270	101,403.13	
965753	1512991	12/1/2014	270	95,472.00	
965754	1512992	12/1/2014	270	94,703.05	
965770	1513003	12/1/2014	270	93,473.74	
965764	1512997	12/1/2014	270	88,640.45	
965715	1512953	12/1/2014	270	83,727.10	
965693	142701204	12/1/2014	270	62,200.00	
965774	1513016	12/1/2014	270	42,169.96	
965711	1512951	12/1/2014	270	41,800.00	
965708	1512945	12/1/2014	270	39,725.09	
965706	1512949	12/1/2014	270	33,531.23	
965766	1512998	12/1/2014	270	33,015.00	
965758	1513010	12/1/2014	270	30,809.12	
965709	1512950	12/1/2014	270	29,535.79	
965757	1512993	12/1/2014	270	27,378.82	
965710	1512946	12/1/2014	270	16,656.20	
965726	1512965	12/1/2014	270	9,806.30	
965685	1512952	12/1/2014	270	8,591.26	
966018	1513028	12/1/2014	270	8,082.83	
965723	1512963	12/1/2014	270	7,793.14	
965716	1512954	12/1/2014	270	6,871.23	
965760	1512994	12/1/2014	270	6,469.57	

Run Date: 6/30/2015
 Run Time: 5:07:57PM

Demand Account Activity

Start Date: 7/1/2014 End Date: 6/30/2015

Page: 170
 User: 0

Jnl. Entry	Ref #	Trx. Date	Ledger	Debit Amount	Credit Amount
965735	1513018	12/1/2014	270	5,538.00	
965722	1512962	12/1/2014	270	5,492.56	
965713	1512947	12/1/2014	270	5,033.03	
965768	1513001	12/1/2014	270	4,666.15	
965692	1512948	12/1/2014	270	4,453.71	
965763	1512995	12/1/2014	270	4,001.87	
965772	1513005	12/1/2014	270	3,412.49	
965771	1513004	12/1/2014	270	3,122.13	
965691	1512942	12/1/2014	270	3,010.77	
965773	1513006	12/1/2014	270	2,464.13	
965767	1512999	12/1/2014	270	2,082.00	
965684	1512941	12/1/2014	270	1,334.00	
965759	1513011	12/1/2014	270	1,303.90	
966019	1513029	12/1/2014	270	950.00	
965756	1513009	12/1/2014	270	312.50	
965761	1513012	12/1/2014	270	310.00	
965750	1512986	12/1/2014	270	155.64	
965751	1513007	12/1/2014	270	32.00	
965755	1513008	12/1/2014	270	12.00	
965687	142701202	12/1/2014	270		90,672,752.26
965696	142701207	12/1/2014	270		8,346,000.00
965719	142701209	12/1/2014	270		10,016,269.02
966034	142701203	12/2/2014	270	11,000,000.00	
966035	14270120204EFT A	12/2/2014	270	5,397,743.66	
966031	1513039	12/2/2014	270	5,337,883.48	
966016	1513030	12/2/2014	270	3,061,000.00	
966472	1513098	12/2/2014	270	1,232,781.45	
966457	1513081	12/2/2014	270	380,099.23	
966516	1513136	12/2/2014	270	361,458.93	
966456	1513080	12/2/2014	270	309,000.00	
966515	1513135	12/2/2014	270	284,329.00	
966525	1513141	12/2/2014	270	86,185.00	
966467	1513091	12/2/2014	270	70,359.10	
966036	1513040	12/2/2014	270	67,682.50	
966473	1513099	12/2/2014	270	54,222.00	
966037	1513046	12/2/2014	270	51,470.54	
966042	1513049	12/2/2014	270	36,310.94	
966480	1513104	12/2/2014	270	35,635.53	
966502	1513124	12/2/2014	270	35,101.70	
966477	1513103	12/2/2014	270	32,300.61	
966041	1513042	12/2/2014	270	31,450.00	
966020	1513031	12/2/2014	270	26,000.00	
966476	1513102	12/2/2014	270	23,199.83	
966044	1513050	12/2/2014	270	16,113.89	
966462	1513086	12/2/2014	270	12,020.26	
966437	1513062	12/2/2014	270	11,072.00	
966475	1513101	12/2/2014	270	8,786.95	
966501	1513123	12/2/2014	270	8,425.38	
966460	1513084	12/2/2014	270	6,309.26	
966430	1513055	12/2/2014	270	4,897.00	
966459	1513083	12/2/2014	270	4,365.00	
966439	1513064	12/2/2014	270	3,390.00	
966040	1513048	12/2/2014	270	3,277.52	
966039	1513047	12/2/2014	270	3,273.45	
966038	1513041	12/2/2014	270	2,449.62	
966517	1513137	12/2/2014	270	2,106.50	

Run Date: 6/30/2015
 Run Time: 5:07:57PM

Demand Account Activity

Start Date: 7/1/2014 End Date: 6/30/2015

Page: 171
 User: 0

Jnl. Entry	Ref #	Trx. Date	Ledger	Debit Amount	Credit Amount
966453	1513076	12/2/2014	270	1,791.00	
966465	1513089	12/2/2014	270	1,538.70	
966464	1513088	12/2/2014	270	1,492.90	
966450	1513074	12/2/2014	270	1,430.00	
966458	1513082	12/2/2014	270	1,419.36	
966448	1513072	12/2/2014	270	1,325.00	
966434	1513059	12/2/2014	270	1,171.50	
966470	1513096	12/2/2014	270	1,164.15	
966433	1513058	12/2/2014	270	1,095.00	
966441	1513066	12/2/2014	270	987.00	
966438	1513063	12/2/2014	270	880.00	
966440	1513065	12/2/2014	270	630.00	
966466	1513090	12/2/2014	270	457.50	
966461	1513085	12/2/2014	270	439.52	
966431	1513056	12/2/2014	270	380.00	
966449	1513073	12/2/2014	270	280.00	
966432	1513057	12/2/2014	270	210.00	
966043	1513043	12/2/2014	270	210.00	
966435	1513060	12/2/2014	270	160.00	
966442	1513067	12/2/2014	270	150.00	
966452	1513075	12/2/2014	270	140.00	
966026	1513071	12/2/2014	270	120.00	
966474	1513100	12/2/2014	270	104.53	
966443	1513068	12/2/2014	270	70.00	
966504	1513126	12/2/2014	270	55.59	
966436	1513061	12/2/2014	270	50.00	
966454	1513077	12/2/2014	270	50.00	
966503	1513125	12/2/2014	270	34.48	
966463	1513087	12/2/2014	270	21.42	
966530	1513142	12/2/2014	270	20.00	
966045	1513044	12/2/2014	270	15.31	
966444	8005668	12/2/2014	270		183,894.84
966025	142701201	12/2/2014	270		4,000,000.00
966033	142701202	12/2/2014	270		4,000,000.00
966429	142701205	12/2/2014	270		23,996,359.84
966828	1513166	12/3/2014	270	13,237,553.06	
966759	14270120308EFT A	12/3/2014	270	10,914,195.47	
966758	142701207	12/3/2014	270	10,000,000.00	
966941	1513261	12/3/2014	270	7,260,046.90	
966901	1513222	12/3/2014	270	961,650.37	
966540	1513157	12/3/2014	270	542,444.79	
966906	1513225	12/3/2014	270	537,542.44	
966900	1513221	12/3/2014	270	338,329.02	
966942	1513262	12/3/2014	270	262,860.74	
966555	142701205	12/3/2014	270	259,702.00	
966905	1513237	12/3/2014	270	209,132.30	
966898	1513219	12/3/2014	270	205,417.00	
966899	1513220	12/3/2014	270	201,045.37	
966943	1513263	12/3/2014	270	200,100.00	
966831	1513167	12/3/2014	270	130,099.82	
966891	1513213	12/3/2014	270	122,280.00	
966897	1513218	12/3/2014	270	110,482.77	
966892	1513215	12/3/2014	270	88,451.65	
966882	1513214	12/3/2014	270	69,177.09	
966542	1513154	12/3/2014	270	58,816.38	
966908	1513226	12/3/2014	270	44,192.92	

Run Date: 6/30/2015
 Run Time: 5:07:57PM

Demand Account Activity

Page: 172
 User: 0

Start Date: 7/1/2014 End Date: 6/30/2015

Jnl. Entry	Ref #	Trx. Date	Ledger	Debit Amount	Credit Amount
966834	14270120309CC All	12/3/2014	270	25,275.94	
966907	1513238	12/3/2014	270	24,196.19	
966890	1513212	12/3/2014	270	19,175.14	
966887	1513209	12/3/2014	270	16,306.32	
966931	1513252	12/3/2014	270	12,688.62	
966889	1513211	12/3/2014	270	10,463.66	
966911	1513227	12/3/2014	270	8,457.03	
966913	1513228	12/3/2014	270	6,481.04	
966852	1513177	12/3/2014	270	5,323.00	
966915	1513229	12/3/2014	270	5,224.71	
966917	1513230	12/3/2014	270	4,344.42	
966547	1513158	12/3/2014	270	3,395.00	
966894	1513216	12/3/2014	270	3,149.30	
966835	14270120310IFTA C	12/3/2014	270	2,701.69	
966856	1513179	12/3/2014	270	2,530.00	
966919	1513231	12/3/2014	270	2,221.70	
966909	1513239	12/3/2014	270	1,898.36	
966920	1513232	12/3/2014	270	1,557.54	
966829	1513169	12/3/2014	270	1,502.42	
966923	1513233	12/3/2014	270	1,323.80	
966928	1513248	12/3/2014	270	1,287.44	
966927	1513247	12/3/2014	270	994.00	
966471	1513168	12/3/2014	270	820.00	
966858	1513181	12/3/2014	270	789.00	
966921	1513234	12/3/2014	270	754.42	
966535	1513149	12/3/2014	270	612.00	
966541	1513155	12/3/2014	270	520.83	
966857	1513180	12/3/2014	270	470.00	
966896	1513217	12/3/2014	270	435.00	
966855	1513178	12/3/2014	270	420.00	
966845	1513235	12/3/2014	270	410.57	
966513	1513143	12/3/2014	270	195.00	
966548	1513159	12/3/2014	270	165.75	
966533	1513147	12/3/2014	270	160.00	
966903	1513236	12/3/2014	270	135.80	
966838	1513223	12/3/2014	270	127.71	
966534	1513148	12/3/2014	270	110.50	
966902	1513246	12/3/2014	270	90.00	
966549	1513160	12/3/2014	270	80.50	
966859	1513182	12/3/2014	270	80.00	
966532	1513146	12/3/2014	270	42.50	
966537	1513151	12/3/2014	270	30.00	
966860	1513183	12/3/2014	270	20.00	
966929	1513249	12/3/2014	270	17.44	
966536	1513150	12/3/2014	270	12.75	
966904	1513224	12/3/2014	270	5.82	
966888	1513210	12/3/2014	270	0.40	
966826	8005670	12/3/2014	270		200.00
966546	142701201	12/3/2014	270		3,000,000.00
966551	142701202	12/3/2014	270		7,000,000.00
966553	142701203	12/3/2014	270		7,000,000.00
966554	142701204	12/3/2014	270		5,869,702.00
966754	142701206	12/3/2014	270		7,260,046.90
966853	142701211	12/3/2014	270		18,409,822.79
967030	1513327	12/4/2014	270	80,662,037.73	
966967	142701204	12/4/2014	270	12,000,000.00	

Run Date: 6/30/2015
Run Time: 5:07:57PM

Demand Account Activity

Start Date: 7/1/2014 End Date: 6/30/2015

Page: 173
User: 0

Jnl. Entry	Ref #	Trx. Date	Ledger	Debit Amount	Credit Amount
966986	14270120308EFT A	12/4/2014	270	5,574,061.91	
966994	1513302	12/4/2014	270	5,534,156.48	
967018	1513325	12/4/2014	270	672,548.66	
966969	1513280	12/4/2014	270	377,742.77	
967335	1513385	12/4/2014	270	161,255.15	
967037	1513337	12/4/2014	270	150,176.22	
967054	1513330	12/4/2014	270	132,525.13	
966964	1513279	12/4/2014	270	98,684.72	
967035	1513336	12/4/2014	270	60,805.56	
967009	1513316	12/4/2014	270	54,400.98	
966990	1513300	12/4/2014	270	46,969.16	
966985	142701205	12/4/2014	270	43,750.00	
966996	1513329	12/4/2014	270	42,736.57	
966970	1513285	12/4/2014	270	33,797.82	
967040	1513339	12/4/2014	270	26,634.88	
967003	1513307	12/4/2014	270	24,984.02	
967015	1513323	12/4/2014	270	17,019.98	
967038	1513338	12/4/2014	270	15,356.24	
967338	1513388	12/4/2014	270	15,228.15	
966973	1513282	12/4/2014	270	13,621.18	
966960	1513283	12/4/2014	270	10,765.68	
966971	1513281	12/4/2014	270	10,502.74	
966983	1513296	12/4/2014	270	10,352.00	
967043	1513341	12/4/2014	270	9,677.94	
966981	1513294	12/4/2014	270	9,597.23	
967059	1513364	12/4/2014	270	9,100.00	
967024	1513326	12/4/2014	270	8,703.55	
967061	1513366	12/4/2014	270	7,821.88	
966968	1513284	12/4/2014	270	6,705.67	
966976	1513288	12/4/2014	270	6,154.61	
967008	1513315	12/4/2014	270	6,000.00	
967351	1513389	12/4/2014	270	5,944.01	
967010	1513317	12/4/2014	270	5,454.50	
966975	1513287	12/4/2014	270	3,370.79	
967050	1513334	12/4/2014	270	3,352.50	
967048	1513333	12/4/2014	270	3,154.75	
966974	1513286	12/4/2014	270	2,870.00	
967012	1513319	12/4/2014	270	2,835.00	
967052	1513331	12/4/2014	270	2,694.55	
967045	1513332	12/4/2014	270	2,174.00	
966977	1513289	12/4/2014	270	1,664.35	
967058	1513363	12/4/2014	270	1,491.00	
967055	1513361	12/4/2014	270	1,302.00	
966959	1513275	12/4/2014	270	1,269.00	
966993	1513301	12/4/2014	270	1,256.96	
966962	1513277	12/4/2014	270	1,208.30	
967060	1513365	12/4/2014	270	1,049.00	
966978	1513290	12/4/2014	270	1,032.99	
966980	1513292	12/4/2014	270	783.56	
966961	1513276	12/4/2014	270	758.70	
967352	1513390	12/4/2014	270	685.41	
966979	1513291	12/4/2014	270	615.00	
967013	1513320	12/4/2014	270	540.00	
966963	1513278	12/4/2014	270	468.75	
967011	1513318	12/4/2014	270	430.00	
967047	1513328	12/4/2014	270	385.00	

Run Date: 6/30/2015
 Run Time: 5:07:57PM

Demand Account Activity

Start Date: 7/1/2014 End Date: 6/30/2015

Page: 174
 User: 0

Jnl. Entry	Ref #	Trx. Date	Ledger	Debit Amount	Credit Amount
967016	1513324	12/4/2014	270	316.14	
967042	1513340	12/4/2014	270	159.71	
967032	1513335	12/4/2014	270	155.00	
967014	1513321	12/4/2014	270	20.00	
967319	8005674	12/4/2014	270		2,856.00
966957	142701201	12/4/2014	270		25,000,000.00
966965	142701202	12/4/2014	270		25,000,000.00
966966	142701203	12/4/2014	270		25,000,000.00
967318	142701209	12/4/2014	270		26,366,649.28
967648	142701209	12/5/2014	270	116,020,006.14	
967379	142701201	12/5/2014	270	44,000,000.00	
967641	142701202	12/5/2014	270	44,000,000.00	
967642	142701203	12/5/2014	270	44,000,000.00	
967644	14270120505EFT A	12/5/2014	270	12,827,686.80	
967643	142701204	12/5/2014	270	11,000,000.00	
967690	1513446	12/5/2014	270	805,541.80	
967664	1513423	12/5/2014	270	437,813.16	
967747	1513494	12/5/2014	270	355,572.40	
967668	1513427	12/5/2014	270	267,928.88	
967677	1513425	12/5/2014	270	266,858.07	
967713	1513467	12/5/2014	270	255,836.62	
967760	1513510	12/5/2014	270	223,791.70	
967689	1513445	12/5/2014	270	217,377.50	
967738	1513495	12/5/2014	270	147,506.50	
967741	1513496	12/5/2014	270	118,680.96	
967779	1513527	12/5/2014	270	80,657.32	
967745	1513497	12/5/2014	270	75,196.54	
967671	1513428	12/5/2014	270	75,068.44	
967693	1513448	12/5/2014	270	73,035.26	
967743	1513491	12/5/2014	270	71,625.09	
967692	1513447	12/5/2014	270	67,186.92	
967788	1513536	12/5/2014	270	62,000.00	
967645	14270120506CC All	12/5/2014	270	53,919.42	
967744	1513492	12/5/2014	270	51,983.89	
967365	1513402	12/5/2014	270	44,050.00	
967750	1513523	12/5/2014	270	40,429.19	
967676	1513424	12/5/2014	270	35,659.54	
967712	1513466	12/5/2014	270	31,167.78	
967673	1513429	12/5/2014	270	26,576.91	
967794	1513530	12/5/2014	270	24,197.55	
967781	1513526	12/5/2014	270	22,768.74	
967360	1513422	12/5/2014	270	20,957.85	
967694	1513449	12/5/2014	270	19,650.88	
967666	1513430	12/5/2014	270	11,141.61	
967669	1513431	12/5/2014	270	10,350.00	
967670	1513432	12/5/2014	270	7,800.00	
967784	1513533	12/5/2014	270	7,750.00	
967786	1513528	12/5/2014	270	7,588.82	
967793	1513531	12/5/2014	270	6,774.41	
967787	1513535	12/5/2014	270	6,061.00	
967698	1513452	12/5/2014	270	5,522.83	
967761	1513511	12/5/2014	270	5,277.68	
967714	1513468	12/5/2014	270	5,239.20	
967740	1513489	12/5/2014	270	4,999.00	
967791	1513534	12/5/2014	270	4,990.73	
967782	1513524	12/5/2014	270	4,990.73	

Run Date: 6/30/2015
 Run Time: 5:07:57PM

Demand Account Activity

Start Date: 7/1/2014 End Date: 6/30/2015

Page: 175
 User: 0

Jnl. Entry	Ref #	Trx. Date	Ledger	Debit Amount	Credit Amount
967370	1513406	12/5/2014	270	4,719.85	
967742	1513490	12/5/2014	270	4,583.69	
967377	1513413	12/5/2014	270	4,430.00	
967672	1513433	12/5/2014	270	3,286.67	
967373	1513409	12/5/2014	270	3,216.97	
967696	1513450	12/5/2014	270	2,871.57	
967678	1513426	12/5/2014	270	2,839.48	
967725	1513475	12/5/2014	270	2,695.00	
967727	1513477	12/5/2014	270	2,556.00	
967663	1513419	12/5/2014	270	2,535.68	
967728	1513478	12/5/2014	270	2,267.00	
967746	1513493	12/5/2014	270	1,932.52	
967792	1513529	12/5/2014	270	1,800.94	
967737	1513487	12/5/2014	270	1,687.00	
967739	1513488	12/5/2014	270	1,650.00	
967374	1513410	12/5/2014	270	1,479.60	
967646	14270120507IFTA C	12/5/2014	270	1,181.99	
967723	1513473	12/5/2014	270	1,127.75	
967726	1513476	12/5/2014	270	500.00	
967715	1513469	12/5/2014	270	465.00	
967736	1513486	12/5/2014	270	259.97	
967376	1513412	12/5/2014	270	242.25	
967661	1513417	12/5/2014	270	240.00	
967762	1513532	12/5/2014	270	216.25	
967697	1513451	12/5/2014	270	215.10	
967368	1513404	12/5/2014	270	184.30	
967729	1513479	12/5/2014	270	180.00	
967724	1513474	12/5/2014	270	155.00	
967730	1513480	12/5/2014	270	95.00	
967372	1513408	12/5/2014	270	76.63	
967783	1513525	12/5/2014	270	64.90	
967367	1513403	12/5/2014	270	40.00	
967371	1513407	12/5/2014	270	20.00	
967662	1513418	12/5/2014	270	20.00	
967731	1513481	12/5/2014	270	20.00	
967732	1513482	12/5/2014	270	16.00	
967733	1513483	12/5/2014	270	12.00	
967734	1513484	12/5/2014	270	12.00	
967369	1513405	12/5/2014	270	10.00	
967375	1513411	12/5/2014	270	10.00	
967722	1513472	12/5/2014	270	10.00	
967735	1513485	12/5/2014	270	5.00	
967680	8005676	12/5/2014	270		16,753.80
967647	142701208	12/5/2014	270		119,346,913.42
967667	142701212	12/5/2014	270		159,370,190.08
968057	1427011206	12/8/2014	270	10,000,000.00	
968058	14270120807EFT A	12/8/2014	270	5,266,293.40	
968035	142701201	12/8/2014	270	4,000,000.00	
968036	142701202	12/8/2014	270	4,000,000.00	
968037	142701203	12/8/2014	270	4,000,000.00	
968139	1513627	12/8/2014	270	2,306,000.00	
968056	142701205	12/8/2014	270	2,000,000.00	
968116	1513614	12/8/2014	270	1,599,628.11	
968040	1513549	12/8/2014	270	465,756.97	
968128	1513613	12/8/2014	270	274,211.19	
968054	1513553	12/8/2014	270	200,000.00	

Run Date: 6/30/2015
 Run Time: 5:07:57PM

Demand Account Activity

Page: 176
 User: 0

Start Date: 7/1/2014 End Date: 6/30/2015

Jnl. Entry	Ref #	Trx. Date	Ledger	Debit Amount	Credit Amount
968050	1513559	12/8/2014	270	189,068.80	
968126	1513612	12/8/2014	270	141,090.12	
968045	1513558	12/8/2014	270	98,708.72	
968048	1513557	12/8/2014	270	90,173.63	
968115	1513603	12/8/2014	270	75,567.89	
968125	1513618	12/8/2014	270	34,293.72	
968117	1513604	12/8/2014	270	33,219.93	
968047	1513556	12/8/2014	270	32,640.98	
968043	1513564	12/8/2014	270	31,581.04	
968130	1513615	12/8/2014	270	25,508.87	
968044	1513555	12/8/2014	270	22,318.55	
968062	14270120808CC All	12/8/2014	270	21,967.60	
968127	1513619	12/8/2014	270	17,907.46	
968053	1513552	12/8/2014	270	16,199.22	
968111	1513601	12/8/2014	270	13,614.75	
968034	1513554	12/8/2014	270	12,439.82	
968049	1513551	12/8/2014	270	11,407.93	
967806	1513560	12/8/2014	270	8,108.00	
968046	1513550	12/8/2014	270	6,438.35	
968118	1513605	12/8/2014	270	4,712.83	
968066	1513575	12/8/2014	270	4,352.50	
967803	1513548	12/8/2014	270	3,967.12	
968123	1513610	12/8/2014	270	3,854.85	
968039	1513561	12/8/2014	270	3,785.61	
968131	1513616	12/8/2014	270	2,356.66	
968042	1513563	12/8/2014	270	2,288.84	
968136	1513626	12/8/2014	270	2,248.50	
968076	1513577	12/8/2014	270	2,190.00	
968041	1513562	12/8/2014	270	2,166.16	
968067	14270120809IFTA C	12/8/2014	270	629.83	
968078	1513579	12/8/2014	270	564.50	
968119	1513606	12/8/2014	270	531.73	
968077	1513578	12/8/2014	270	420.00	
968075	1513576	12/8/2014	270	350.00	
967801	1513545	12/8/2014	270	255.00	
968124	1513611	12/8/2014	270	240.00	
967798	1513542	12/8/2014	270	190.00	
968132	1513617	12/8/2014	270	87.56	
968079	1513580	12/8/2014	270	70.00	
967799	1513543	12/8/2014	270	65.00	
967802	1513546	12/8/2014	270	65.00	
968080	1513581	12/8/2014	270	60.00	
968113	1513602	12/8/2014	270	58.50	
968120	1513607	12/8/2014	270	47.53	
968122	1513609	12/8/2014	270	22.99	
968088	1513583	12/8/2014	270	20.35	
968121	1513608	12/8/2014	270	9.75	
968038	142701204	12/8/2014	270		779,000.00
968093	142701210	12/8/2014	270		31,567,609.69
968181	142701206	12/9/2014	270	20,000,000.00	
968179	142701204	12/9/2014	270	9,604,000.00	
968326	14270120907EFT A	12/9/2014	270	8,186,665.02	
968180	142701205	12/9/2014	270	8,000,000.00	
968403	1513754	12/9/2014	270	3,674,020.29	
968191	1513673	12/9/2014	270	3,285,697.34	
968329	14270120908EFT N	12/9/2014	270	1,288,852.11	

Run Date: 6/30/2015
Run Time: 5:07:57PM

Demand Account Activity

Start Date: 7/1/2014 End Date: 6/30/2015

Page: 177
User: 0

Jnl. Entry	Ref #	Trx. Date	Ledger	Debit Amount	Credit Amount
968201	1513677	12/9/2014	270	1,288,460.23	
968424	1513772	12/9/2014	270	522,637.09	
968188	1513665	12/9/2014	270	488,886.63	
968376	1513728	12/9/2014	270	459,325.03	
968372	1513724	12/9/2014	270	455,646.35	
968402	1513753	12/9/2014	270	303,561.38	
968371	1513723	12/9/2014	270	252,000.00	
968377	1513729	12/9/2014	270	204,402.59	
968200	1513675	12/9/2014	270	196,756.23	
968404	1513756	12/9/2014	270	169,671.68	
968370	1513722	12/9/2014	270	140,117.00	
968193	1513666	12/9/2014	270	136,872.31	
968378	1513730	12/9/2014	270	121,550.16	
968355	1513708	12/9/2014	270	94,296.76	
968353	1513706	12/9/2014	270	82,544.21	
968351	1513704	12/9/2014	270	49,556.27	
968195	1513674	12/9/2014	270	47,294.21	
968343	1513755	12/9/2014	270	45,456.90	
968406	1513757	12/9/2014	270	41,492.73	
968382	1513734	12/9/2014	270	38,209.19	
968206	1513680	12/9/2014	270	31,790.87	
968423	1513771	12/9/2014	270	28,461.93	
968202	1513676	12/9/2014	270	26,574.92	
968197	1513672	12/9/2014	270	19,155.37	
968185	1513661	12/9/2014	270	17,970.00	
968196	1513667	12/9/2014	270	17,756.66	
968407	1513758	12/9/2014	270	16,396.09	
968356	1513709	12/9/2014	270	15,630.59	
968174	1513659	12/9/2014	270	13,470.00	
968184	1513663	12/9/2014	270	11,580.00	
968357	1513710	12/9/2014	270	9,072.50	
968383	1513735	12/9/2014	270	7,047.20	
968354	1513707	12/9/2014	270	6,950.64	
968375	1513727	12/9/2014	270	6,102.43	
968358	1513711	12/9/2014	270	5,312.50	
968359	1513712	12/9/2014	270	4,780.06	
968190	1513669	12/9/2014	270	4,486.70	
968379	1513731	12/9/2014	270	3,534.33	
968168	1513655	12/9/2014	270	3,440.00	
968198	1513668	12/9/2014	270	3,277.00	
968210	1513684	12/9/2014	270	3,068.20	
968182	1513656	12/9/2014	270	2,570.00	
968344	1513697	12/9/2014	270	2,561.50	
968380	1513732	12/9/2014	270	2,479.53	
968408	1513759	12/9/2014	270	2,360.92	
968374	1513726	12/9/2014	270	2,302.46	
968422	1513770	12/9/2014	270	2,011.54	
968189	1513658	12/9/2014	270	2,010.00	
968207	1513681	12/9/2014	270	1,967.00	
968346	1513699	12/9/2014	270	1,775.00	
968192	1513670	12/9/2014	270	1,729.45	
968211	1513685	12/9/2014	270	1,646.90	
968373	1513725	12/9/2014	270	1,533.49	
968204	1513678	12/9/2014	270	1,430.00	
968419	1513769	12/9/2014	270	715.32	
968187	1513664	12/9/2014	270	675.00	

Run Date: 6/30/2015
 Run Time: 5:07:57PM

Demand Account Activity

Page: 178
 User: 0

Start Date: 7/1/2014 End Date: 6/30/2015

Jnl. Entry	Ref #	Trx. Date	Ledger	Debit Amount	Credit Amount
968183	1513660	12/9/2014	270	575.00	
968384	1513736	12/9/2014	270	525.00	
968348	1513701	12/9/2014	270	448.50	
968347	1513700	12/9/2014	270	340.00	
968208	1513682	12/9/2014	270	284.75	
968352	1513705	12/9/2014	270	232.85	
968345	1513698	12/9/2014	270	210.00	
968205	1513679	12/9/2014	270	178.50	
968209	1513683	12/9/2014	270	165.75	
968332	1513696	12/9/2014	270	122.50	
968381	1513733	12/9/2014	270	113.40	
968178	1513662	12/9/2014	270	75.00	
968186	1513657	12/9/2014	270	75.00	
968349	1513702	12/9/2014	270	70.00	
968194	1513671	12/9/2014	270	58.50	
968350	1513703	12/9/2014	270	40.00	
968342	142701209	12/9/2014	270		16,099,799.04
968175	142701201	12/9/2014	270		12,000,000.00
968176	142701202	12/9/2014	270		12,000,000.00
968177	142701203	12/9/2014	270		12,000,000.00
968833	1513901	12/10/2014	270	242,506,564.66	
968721	1513827	12/10/2014	270	13,919,013.02	
968686	14270121008EFT A	12/10/2014	270	7,236,636.22	
968685	142701207	12/10/2014	270	7,000,000.00	
968817	1513876	12/10/2014	270	5,492,439.32	
968606	142701201	12/10/2014	270	3,000,000.00	
968680	142701202	12/10/2014	270	3,000,000.00	
968681	142701203	12/10/2014	270	3,000,000.00	
968830	Back Out Journal Er	12/10/2014	270	3,000,000.00	
968844	Correct Journal Entr	12/10/2014	270	3,000,000.00	
968749	1513826	12/10/2014	270	2,190,934.23	
968704	1513800	12/10/2014	270	1,500,000.00	
968695	1513789	12/10/2014	270	1,500,000.00	
968683	142701205	12/10/2014	270	435,958.00	
968796	1513871	12/10/2014	270	217,853.00	
968800	1513874	12/10/2014	270	97,415.60	
968821	1513899	12/10/2014	270	92,110.00	
968699	1513791	12/10/2014	270	84,692.20	
968753	1513831	12/10/2014	270	42,657.37	
968761	1513839	12/10/2014	270	40,652.70	
968766	1513844	12/10/2014	270	39,935.63	
968697	1513790	12/10/2014	270	30,726.39	
968738	1513816	12/10/2014	270	24,525.48	
968715	14270121009CC All	12/10/2014	270	24,193.16	
968707	1513793	12/10/2014	270	20,072.30	
968739	1513817	12/10/2014	270	13,746.08	
968714	1513829	12/10/2014	270	13,268.92	
968708	1513794	12/10/2014	270	8,215.64	
968710	1513795	12/10/2014	270	7,028.69	
968795	1513870	12/10/2014	270	5,041.00	
968760	1513838	12/10/2014	270	4,871.50	
968764	1513842	12/10/2014	270	4,737.80	
968690	1513801	12/10/2014	270	3,736.69	
968700	1513803	12/10/2014	270	2,889.18	
968763	1513841	12/10/2014	270	2,523.55	
968696	1513802	12/10/2014	270	2,457.56	

Run Date: 6/30/2015
 Run Time: 5:07:57PM

Demand Account Activity

Start Date: 7/1/2014 End Date: 6/30/2015

Page: 179
 User: 0

Jnl. Entry	Ref #	Trx. Date	Ledger	Debit Amount	Credit Amount
968729	1513811	12/10/2014	270	1,509.50	
968726	1513809	12/10/2014	270	1,360.00	
968751	1513828	12/10/2014	270	1,031.27	
968762	1513840	12/10/2014	270	919.47	
968716	14270121010	12/10/2014	270	875.21	
968711	1513796	12/10/2014	270	615.41	
968733	1513813	12/10/2014	270	504.50	
968694	1513797	12/10/2014	270	489.67	
968698	1513798	12/10/2014	270	420.00	
968603	1513792	12/10/2014	270	349.71	
968692	1513788	12/10/2014	270	322.49	
968765	1513843	12/10/2014	270	265.00	
968728	1513810	12/10/2014	270	260.00	
968736	1513815	12/10/2014	270	150.00	
968798	1513872	12/10/2014	270	140.00	
968731	1513812	12/10/2014	270	130.00	
968703	1513804	12/10/2014	270	100.55	
968735	1513814	12/10/2014	270	100.00	
968701	1513799	12/10/2014	270	76.50	
968752	1513830	12/10/2014	270	22.18	
968799	1513873	12/10/2014	270	20.00	
968719	8005677	12/10/2014	270		15,801.63
968723	8005680	12/10/2014	270		1,299.00
968681	142701203	12/10/2014	270		3,000,000.00
968682	142701204	12/10/2014	270		11,201,892.00
968684	142701206	12/10/2014	270		5,492,439.32
968737	142701211	12/10/2014	270		40,598,414.06
968828	142701212	12/10/2014	270		121,000,000.00
968842	142701213	12/10/2014	270		121,000,000.00
968830	Back Out Journal Er	12/10/2014	270		3,000,000.00
970186	1513994	12/11/2014	270	151,133,143.26	
968857	142701205	12/11/2014	270	18,000,000.00	
969691	14270121108EFT A	12/11/2014	270	16,319,113.78	
968856	142701204	12/11/2014	270	7,000,000.00	
970181	1513989	12/11/2014	270	4,415,197.90	
969755	1513954	12/11/2014	270	4,283,022.41	
969724	1513913	12/11/2014	270	1,445,403.62	
969757	1513956	12/11/2014	270	1,291,943.09	
969720	1513911	12/11/2014	270	843,214.80	
970179	1513988	12/11/2014	270	835,823.22	
970193	1514020	12/11/2014	270	570,000.00	
969718	1513910	12/11/2014	270	500,000.00	
970167	1513976	12/11/2014	270	482,808.33	
969690	142701207	12/11/2014	270	400,000.00	
970180	1513990	12/11/2014	270	219,515.42	
969751	1513950	12/11/2014	270	123,991.07	
970168	1513977	12/11/2014	270	122,141.21	
970183	1513991	12/11/2014	270	119,501.72	
969759	1513958	12/11/2014	270	109,679.73	
969726	142701212	12/11/2014	270	87,500.00	
969693	14270121110NON /	12/11/2014	270	61,731.56	
969716	1513909	12/11/2014	270	55,027.92	
970175	1513984	12/11/2014	270	45,154.12	
969717	1513929	12/11/2014	270	43,757.80	
969727	1513914	12/11/2014	270	41,983.21	
969692	14270121109CC All	12/11/2014	270	37,965.78	

Run Date: 6/30/2015
 Run Time: 5:07:57PM

Demand Account Activity

Page: 180
 User: 0

Start Date: 7/1/2014 End Date: 6/30/2015

Jnl. Entry	Ref #	Trx. Date	Ledger	Debit Amount	Credit Amount
969722	1513912	12/11/2014	270	36,150.89	
969756	1513955	12/11/2014	270	21,465.00	
969715	1513928	12/11/2014	270	17,965.18	
969758	1513957	12/11/2014	270	17,242.50	
970177	1513986	12/11/2014	270	12,598.27	
970170	1513979	12/11/2014	270	11,122.57	
968851	1513921	12/11/2014	270	10,070.00	
969760	1513959	12/11/2014	270	10,001.50	
969708	1513919	12/11/2014	270	9,310.00	
969978	1513966	12/11/2014	270	8,694.58	
969703	1513923	12/11/2014	270	8,220.00	
969714	1513927	12/11/2014	270	7,689.94	
970184	1513992	12/11/2014	270	7,479.71	
968853	1513915	12/11/2014	270	7,430.00	
970185	1513993	12/11/2014	270	6,152.13	
969711	1513926	12/11/2014	270	5,935.71	
970190	1513998	12/11/2014	270	4,692.00	
970169	1513978	12/11/2014	270	4,609.70	
970176	1513985	12/11/2014	270	4,369.80	
969762	1513961	12/11/2014	270	3,660.00	
970171	1513980	12/11/2014	270	2,617.50	
970166	1513975	12/11/2014	270	2,311.81	
969709	1513907	12/11/2014	270	1,994.52	
969707	1513925	12/11/2014	270	1,983.18	
969713	1513908	12/11/2014	270	1,951.68	
969752	1513951	12/11/2014	270	1,716.64	
969694	14270121111IFTA C	12/11/2014	270	1,140.10	
970173	1513982	12/11/2014	270	933.47	
969761	1513960	12/11/2014	270	810.00	
969702	1513916	12/11/2014	270	805.00	
969974	1513962	12/11/2014	270	690.00	
969710	1513920	12/11/2014	270	625.00	
969705	1513924	12/11/2014	270	475.00	
970172	1513981	12/11/2014	270	428.95	
969975	1513963	12/11/2014	270	371.00	
970178	1513987	12/11/2014	270	265.00	
969704	1513917	12/11/2014	270	225.00	
969977	1513965	12/11/2014	270	210.00	
969719	1513930	12/11/2014	270	156.34	
970174	1513983	12/11/2014	270	152.30	
969701	1513922	12/11/2014	270	100.00	
969753	1513952	12/11/2014	270	81.42	
969754	1513953	12/11/2014	270	71.33	
969976	1513964	12/11/2014	270	65.00	
969706	1513918	12/11/2014	270	51.00	
969730	8005682	12/11/2014	270		9,715.16
970203	142701212	12/11/2014	270		35,140,996.19
968852	142701201	12/11/2014	270		13,000,000.00
968854	142701202	12/11/2014	270		13,000,000.00
968855	142701203	12/11/2014	270		134,000,000.00
968858	1427006	12/11/2014	270		7,057,000.00
970493	142701201	12/12/2014	270	75,000,000.00	
970499	142701202	12/12/2014	270	75,000,000.00	
970501	142701203	12/12/2014	270	75,000,000.00	
970510	14270121208EFT A	12/12/2014	270	11,721,279.00	
970508	142701207	12/12/2014	270	7,000,000.00	

Run Date: 6/30/2015
Run Time: 5:07:57PM

Demand Account Activity

Start Date: 7/1/2014 End Date: 6/30/2015

Page: 181
User: 0

Jnl. Entry	Ref #	Trx. Date	Ledger	Debit Amount	Credit Amount
970595	1514117	12/12/2014	270	5,321,499.59	
970600	1514208	12/12/2014	270	4,134,182.51	
970512	1514074	12/12/2014	270	1,497,967.00	
970607	1514129	12/12/2014	270	1,267,772.42	
970599	1514121	12/12/2014	270	825,851.90	
970594	1514116	12/12/2014	270	438,269.64	
970673	1514193	12/12/2014	270	330,790.43	
970554	1514084	12/12/2014	270	278,915.33	
970652	1514173	12/12/2014	270	265,898.78	
970553	1514083	12/12/2014	270	252,974.24	
970601	1514122	12/12/2014	270	252,400.41	
970543	1514082	12/12/2014	270	238,069.79	
970649	1514170	12/12/2014	270	203,689.00	
970648	1514169	12/12/2014	270	186,903.00	
970670	1514191	12/12/2014	270	63,510.50	
970602	1514123	12/12/2014	270	60,026.24	
970656	1514177	12/12/2014	270	59,497.29	
970540	1514079	12/12/2014	270	47,553.00	
970253	1514126	12/12/2014	270	46,983.85	
970672	1514192	12/12/2014	270	46,037.64	
970537	1514075	12/12/2014	270	45,865.47	
970655	1514176	12/12/2014	270	44,500.03	
970507	142701206	12/12/2014	270	42,500.00	
970235	1514034	12/12/2014	270	40,786.65	
970258	1514041	12/12/2014	270	39,986.48	
970557	1514087	12/12/2014	270	36,837.84	
970236	1514044	12/12/2014	270	36,350.35	
970257	1514040	12/12/2014	270	25,140.00	
970556	1514086	12/12/2014	270	21,451.29	
970668	1514189	12/12/2014	270	20,688.93	
970667	1514188	12/12/2014	270	20,031.10	
970555	1514085	12/12/2014	270	18,579.68	
970654	1514175	12/12/2014	270	16,771.72	
970561	1514090	12/12/2014	270	15,401.10	
970559	1514089	12/12/2014	270	14,861.21	
970558	1514088	12/12/2014	270	13,045.19	
970249	1514037	12/12/2014	270	10,500.00	
970603	1514124	12/12/2014	270	10,410.09	
970233	1514043	12/12/2014	270	10,325.00	
970675	1514194	12/12/2014	270	9,352.50	
970256	1514039	12/12/2014	270	8,375.00	
970509	1514068	12/12/2014	270	7,106.54	
970678	1514196	12/12/2014	270	7,097.00	
970653	1514174	12/12/2014	270	6,364.97	
970669	1514190	12/12/2014	270	6,022.45	
970646	1514168	12/12/2014	270	5,867.64	
970680	1514197	12/12/2014	270	5,710.00	
970665	1514186	12/12/2014	270	5,467.00	
970643	1514167	12/12/2014	270	5,041.00	
970544	14270121209CC All	12/12/2014	270	4,387.37	
970580	1514104	12/12/2014	270	4,271.00	
970651	1514172	12/12/2014	270	4,112.00	
970246	1514036	12/12/2014	270	3,426.50	
970564	1514092	12/12/2014	270	3,313.12	
970591	1514114	12/12/2014	270	3,282.00	
970259	1514042	12/12/2014	270	3,041.50	

Run Date: 6/30/2015
 Run Time: 5:07:57PM

Demand Account Activity

Start Date: 7/1/2014 End Date: 6/30/2015

Page: 182
 User: 0

Jnl. Entry	Ref #	Trx. Date	Ledger	Debit Amount	Credit Amount
970255	1514038	12/12/2014	270	2,926.00	
970666	1514187	12/12/2014	270	2,803.00	
970663	1514184	12/12/2014	270	2,003.00	
970562	1514091	12/12/2014	270	1,754.02	
970576	1514101	12/12/2014	270	1,590.00	
970664	1514185	12/12/2014	270	1,536.15	
970608	1514130	12/12/2014	270	1,438.49	
970565	1514093	12/12/2014	270	1,398.89	
970592	1514115	12/12/2014	270	1,095.90	
970244	1514051	12/12/2014	270	819.95	
970606	1514128	12/12/2014	270	814.94	
970242	1514035	12/12/2014	270	640.00	
970545	14270121210IFTA C	12/12/2014	270	625.42	
970573	1514098	12/12/2014	270	606.00	
970604	1514125	12/12/2014	270	520.02	
970234	1514033	12/12/2014	270	460.00	
970538	1514076	12/12/2014	270	418.14	
970579	1514103	12/12/2014	270	340.00	
970248	1514054	12/12/2014	270	330.87	
970250	1514055	12/12/2014	270	302.00	
970578	1514102	12/12/2014	270	300.00	
970661	1514183	12/12/2014	270	230.50	
970241	1514049	12/12/2014	270	225.20	
970240	1514048	12/12/2014	270	180.00	
970589	1514112	12/12/2014	270	130.00	
970237	1514045	12/12/2014	270	130.00	
970239	1514047	12/12/2014	270	130.00	
970575	1514100	12/12/2014	270	120.00	
970574	1514099	12/12/2014	270	110.00	
970243	1514050	12/12/2014	270	70.00	
970238	1514046	12/12/2014	270	65.00	
970566	1514094	12/12/2014	270	57.50	
970568	1514095	12/12/2014	270	40.00	
970650	1514171	12/12/2014	270	35.00	
970677	1514195	12/12/2014	270	29.09	
970251	1514056	12/12/2014	270	24.66	
970245	1514052	12/12/2014	270	19.89	
970605	1514127	12/12/2014	270	18.48	
970247	1514053	12/12/2014	270	18.42	
970662	1514181	12/12/2014	270	16.00	
970659	1514180	12/12/2014	270	12.00	
970657	1514178	12/12/2014	270	8.00	
970660	1514182	12/12/2014	270	8.00	
970590	1514113	12/12/2014	270	4.25	
970658	1514179	12/12/2014	270	4.00	
970541	8005683	12/12/2014	270		7,838.62
970593	142701211	12/12/2014	270		259,998,330.26
970502	142701204	12/12/2014	270		2,090,380.39
970504	142701205	12/12/2014	270		4,134,182.51
971191	Correct Journal Entr	12/15/2014	270	42,921,742.38	
970721	142701207	12/15/2014	270	9,000,000.00	
970720	142701206	12/15/2014	270	6,015,026.50	
970722	142701211	12/15/2014	270	5,425,000.00	
970814	1514315	12/15/2014	270	3,755,646.11	
970719	142701205	12/15/2014	270	1,000,000.00	
970787	1514290	12/15/2014	270	433,253.50	

Run Date: 6/30/2015
Run Time: 5:07:57PM

Demand Account Activity

Start Date: 7/1/2014 End Date: 6/30/2015

Page: 183
User: 0

Jnl. Entry	Ref #	Trx. Date	Ledger	Debit Amount	Credit Amount
970834	1514336	12/15/2014	270	353,000.00	
970740	1514247	12/15/2014	270	340,502.44	
970738	1514241	12/15/2014	270	206,199.22	
970727	1514233	12/15/2014	270	147,434.25	
970728	1514234	12/15/2014	270	119,642.18	
970735	1514239	12/15/2014	270	99,263.05	
970733	1514245	12/15/2014	270	98,975.60	
970806	1514309	12/15/2014	270	81,542.06	
970736	1514246	12/15/2014	270	79,015.95	
970725	1514243	12/15/2014	270	57,000.00	
970731	1514244	12/15/2014	270	44,756.10	
970829	1514334	12/15/2014	270	44,397.31	
970826	1514330	12/15/2014	270	41,695.66	
970818	1514323	12/15/2014	270	38,807.02	
970739	1514242	12/15/2014	270	38,413.67	
970804	1514307	12/15/2014	270	33,813.24	
970805	1514308	12/15/2014	270	30,003.00	
970748	1514253	12/15/2014	270	27,391.92	
970750	1514254	12/15/2014	270	25,468.98	
970827	1514331	12/15/2014	270	24,642.83	
970808	1514310	12/15/2014	270	23,942.75	
970726	1514232	12/15/2014	270	21,856.77	
970811	1514312	12/15/2014	270	20,766.41	
970745	1514251	12/15/2014	270	17,958.44	
970747	1514252	12/15/2014	270	17,664.26	
970816	1514321	12/15/2014	270	14,729.48	
970812	1514313	12/15/2014	270	13,978.46	
970833	1514335	12/15/2014	270	13,566.11	
970743	1514250	12/15/2014	270	12,760.01	
971021	14270121509CC All	12/15/2014	270	11,286.34	
970742	1514249	12/15/2014	270	9,699.17	
970741	1514248	12/15/2014	270	9,027.72	
970730	1514236	12/15/2014	270	8,930.30	
970813	1514314	12/15/2014	270	7,328.88	
970815	1514320	12/15/2014	270	5,538.60	
970723	1514231	12/15/2014	270	5,300.43	
970754	1514258	12/15/2014	270	4,434.90	
970753	1514257	12/15/2014	270	4,215.93	
970732	1514237	12/15/2014	270	3,681.34	
970767	1514270	12/15/2014	270	3,563.50	
970810	1514319	12/15/2014	270	3,495.43	
970821	1514325	12/15/2014	270	3,471.40	
970708	1514223	12/15/2014	270	2,729.75	
970752	1514256	12/15/2014	270	2,670.00	
970758	1514262	12/15/2014	270	2,627.00	
970751	1514255	12/15/2014	270	2,334.89	
970809	1514311	12/15/2014	270	1,726.33	
970791	1514302	12/15/2014	270	1,704.00	
970734	1514238	12/15/2014	270	1,654.40	
970785	1514289	12/15/2014	270	1,630.96	
970757	1514261	12/15/2014	270	1,391.67	
970766	1514269	12/15/2014	270	1,390.00	
970737	1514240	12/15/2014	270	747.95	
970763	1514267	12/15/2014	270	696.00	
970769	1514272	12/15/2014	270	428.16	
970756	1514260	12/15/2014	270	348.13	

Run Date: 6/30/2015
 Run Time: 5:07:57PM

Demand Account Activity

Page: 184
 User: 0

Start Date: 7/1/2014 End Date: 6/30/2015

Jnl. Entry	Ref #	Trx. Date	Ledger	Debit Amount	Credit Amount
970819	1514324	12/15/2014	270	295.00	
970768	1514271	12/15/2014	270	290.00	
970729	1514235	12/15/2014	270	274.19	
970712	1514273	12/15/2014	270	260.00	
970759	1514263	12/15/2014	270	148.75	
970765	1514268	12/15/2014	270	110.00	
971022	14270121510IFTA C	12/15/2014	270	105.76	
970755	1514259	12/15/2014	270	97.47	
970828	1514332	12/15/2014	270	85.41	
970760	1514266	12/15/2014	270	70.00	
970817	1514322	12/15/2014	270	57.54	
970836	8005685	12/15/2014	270		12,971.85
970713	142701201	12/15/2014	270		7,000,000.00
970716	142701202	12/15/2014	270		7,000,000.00
970717	142701203	12/15/2014	270		7,000,000.00
970718	142701204	12/15/2014	270		3,894,203.00
970762	142701212	12/15/2014	270		47,523,924.69
971211	14270121606EFT A	12/16/2014	270	140,553,749.43	
971209	142701204	12/16/2014	270	16,000,000.00	
971287	1514413	12/16/2014	270	3,104,741.95	
971261	1514390	12/16/2014	270	586,222.21	
971274	1514397	12/16/2014	270	516,887.63	
971296	1514420	12/16/2014	270	428,455.44	
971223	1514357	12/16/2014	270	407,564.18	
971219	1514356	12/16/2014	270	227,736.43	
971275	1514398	12/16/2014	270	219,512.50	
971214	1514355	12/16/2014	270	215,583.75	
971295	1514419	12/16/2014	270	158,755.85	
971212	1514354	12/16/2014	270	136,000.00	
971234	1514370	12/16/2014	270	133,852.11	
971215	1514359	12/16/2014	270	119,907.90	
971203	1514353	12/16/2014	270	117,644.66	
971286	1514412	12/16/2014	270	108,670.83	
971220	1514352	12/16/2014	270	94,178.82	
971617	1514459	12/16/2014	270	88,000.00	
971229	1514365	12/16/2014	270	86,044.78	
971298	1514422	12/16/2014	270	64,247.81	
971277	1514400	12/16/2014	270	53,878.51	
971222	1514362	12/16/2014	270	41,344.07	
971210	142701205	12/16/2014	270	36,000.00	
971619	1514460	12/16/2014	270	34,486.17	
971285	1514411	12/16/2014	270	34,304.10	
971276	1514399	12/16/2014	270	34,024.74	
971221	1514361	12/16/2014	270	31,766.80	
971202	1514358	12/16/2014	270	27,160.73	
971289	1514415	12/16/2014	270	20,296.99	
971620	1514461	12/16/2014	270	19,755.69	
971311	1514435	12/16/2014	270	17,129.22	
971288	1514414	12/16/2014	270	15,723.00	
971310	1514434	12/16/2014	270	9,208.00	
971621	1514462	12/16/2014	270	7,920.00	
971297	1514421	12/16/2014	270	7,661.93	
971239	14270121607CC All	12/16/2014	270	6,329.19	
971271	1514394	12/16/2014	270	6,191.14	
971272	1514395	12/16/2014	270	6,168.68	
971227	1514363	12/16/2014	270	5,500.00	

Run Date: 6/30/2015
 Run Time: 5:07:57PM

Demand Account Activity

Start Date: 7/1/2014 End Date: 6/30/2015

Page: 185
 User: 0

Jnl. Entry	Ref #	Trx. Date	Ledger	Debit Amount	Credit Amount
971269	1514392	12/16/2014	270	5,325.12	
971273	1514396	12/16/2014	270	4,961.13	
971228	1514364	12/16/2014	270	4,504.85	
971302	1514426	12/16/2014	270	4,387.09	
971650	1514485	12/16/2014	270	3,966.86	
971270	1514393	12/16/2014	270	3,690.00	
971301	1514425	12/16/2014	270	3,402.50	
971292	1514418	12/16/2014	270	2,767.63	
971300	1514424	12/16/2014	270	2,595.00	
971250	1514383	12/16/2014	270	2,448.50	
971290	1514416	12/16/2014	270	1,720.28	
971253	1514385	12/16/2014	270	1,550.00	
971299	1514423	12/16/2014	270	1,434.00	
971231	1514367	12/16/2014	270	1,310.00	
971232	1514368	12/16/2014	270	1,310.00	
971217	1514351	12/16/2014	270	1,229.67	
971303	1514427	12/16/2014	270	1,059.00	
971240	14270121608IFTA C	12/16/2014	270	898.66	
971256	1514387	12/16/2014	270	825.50	
971625	1514464	12/16/2014	270	799.00	
971306	1514430	12/16/2014	270	698.55	
971647	1514478	12/16/2014	270	496.00	
971312	1514436	12/16/2014	270	457.50	
971622	1514463	12/16/2014	270	425.00	
971218	1514360	12/16/2014	270	410.00	
971235	1514371	12/16/2014	270	370.50	
971255	1514386	12/16/2014	270	280.00	
971304	1514428	12/16/2014	270	271.00	
971305	1514429	12/16/2014	270	224.70	
971252	1514384	12/16/2014	270	190.00	
971267	1514391	12/16/2014	270	153.76	
971645	1514477	12/16/2014	270	118.00	
971233	1514369	12/16/2014	270	106.25	
971291	1514417	12/16/2014	270	104.48	
971230	1514366	12/16/2014	270	100.75	
971258	1514388	12/16/2014	270	100.00	
971307	1514431	12/16/2014	270	95.00	
971259	1514389	12/16/2014	270	60.00	
971248	1514382	12/16/2014	270	35.00	
971308	1514432	12/16/2014	270	12.00	
971309	1514433	12/16/2014	270	8.00	
971614	8005686	12/16/2014	270		4,749.01
971334	142701209	12/16/2014	270		26,177,617.54
971204	142701201	12/16/2014	270		46,000,000.00
971207	142701202	12/16/2014	270		46,000,000.00
971208	142701203	12/16/2014	270		46,000,000.00
971964	14270121707EFT A	12/17/2014	270	76,255,090.40	
972013	1514615	12/17/2014	270	9,696,269.57	
971699	142701206	12/17/2014	270	9,000,000.00	
972000	1514567	12/17/2014	270	2,881,169.45	
971996	1514564	12/17/2014	270	1,566,430.81	
971679	1514517	12/17/2014	270	1,500,000.00	
971997	1514565	12/17/2014	270	480,613.20	
972060	1514608	12/17/2014	270	435,702.96	
972023	1514593	12/17/2014	270	245,886.00	
971998	1514566	12/17/2014	270	186,003.19	

Run Date: 6/30/2015
 Run Time: 5:07:57PM

Demand Account Activity

Page: 186
 User: 0

Start Date: 7/1/2014 End Date: 6/30/2015

Jnl. Entry	Ref #	Trx. Date	Ledger	Debit Amount	Credit Amount
972019	1514573	12/17/2014	270	115,006.68	
972030	1514603	12/17/2014	270	88,589.80	
972008	1514570	12/17/2014	270	75,809.04	
971698	1514528	12/17/2014	270	71,837.00	
971685	1514518	12/17/2014	270	58,151.78	
971700	1514523	12/17/2014	270	55,899.83	
971673	1514505	12/17/2014	270	55,703.01	
972059	1514607	12/17/2014	270	46,902.19	
972024	1514576	12/17/2014	270	40,711.14	
971677	1514509	12/17/2014	270	39,864.33	
972011	1514581	12/17/2014	270	33,855.88	
971689	1514519	12/17/2014	270	28,843.30	
971682	1514513	12/17/2014	270	21,867.70	
972014	1514571	12/17/2014	270	17,268.10	
971983	14270121708CC All	12/17/2014	270	16,117.52	
971693	142701205	12/17/2014	270	15,000.00	
971681	1514512	12/17/2014	270	14,137.94	
971977	1514550	12/17/2014	270	13,620.40	
971678	1514511	12/17/2014	270	13,235.66	
971666	1514506	12/17/2014	270	7,825.00	
971691	1514520	12/17/2014	270	7,749.00	
972022	1514575	12/17/2014	270	7,216.19	
972006	1514569	12/17/2014	270	7,160.19	
972004	1514568	12/17/2014	270	7,007.79	
971674	1514510	12/17/2014	270	6,009.12	
972058	1514606	12/17/2014	270	4,662.50	
972031	14270121710abcbrl:	12/17/2014	270	3,990.00	
972009	1514580	12/17/2014	270	3,881.35	
971695	1514521	12/17/2014	270	3,678.47	
971697	1514522	12/17/2014	270	3,607.97	
972017	1514572	12/17/2014	270	3,564.06	
971690	1514524	12/17/2014	270	3,307.00	
971688	1514516	12/17/2014	270	3,277.33	
971692	1514525	12/17/2014	270	3,182.84	
971684	1514514	12/17/2014	270	3,052.05	
972064	1514609	12/17/2014	270	2,751.19	
971973	1514546	12/17/2014	270	2,448.50	
971971	1514545	12/17/2014	270	1,295.00	
971686	1514515	12/17/2014	270	891.54	
971694	1514526	12/17/2014	270	776.00	
972005	1514578	12/17/2014	270	625.98	
971968	1514542	12/17/2014	270	576.00	
972025	14270121709IFTA C	12/17/2014	270	358.63	
972026	1514577	12/17/2014	270	345.82	
972020	1514574	12/17/2014	270	287.01	
971970	1514544	12/17/2014	270	250.00	
971671	1514503	12/17/2014	270	250.00	
971672	1514504	12/17/2014	270	250.00	
972055	1514605	12/17/2014	270	232.80	
972053	1514604	12/17/2014	270	227.60	
972007	1514579	12/17/2014	270	195.00	
971975	1514547	12/17/2014	270	190.00	
971676	1514508	12/17/2014	270	72.25	
971966	1514541	12/17/2014	270	70.00	
971675	1514507	12/17/2014	270	65.00	
971969	1514543	12/17/2014	270	50.00	

Run Date: 6/30/2015
 Run Time: 5:07:57PM

Demand Account Activity

Page: 187
 User: 0

Start Date: 7/1/2014 End Date: 6/30/2015

Jnl. Entry	Ref #	Trx. Date	Ledger	Debit Amount	Credit Amount
971696	1514527	12/17/2014	270	1.00	
971967	8005687	12/17/2014	270		3,795.22
971667	142701201	12/17/2014	270		19,000,000.00
971680	142701202	12/17/2014	270		19,000,000.00
971683	142701203	12/17/2014	270		19,000,000.00
971687	142701204	12/17/2014	270		9,696,269.57
971702	142701207	12/17/2014	270		125,000.00
972044	142701211	12/17/2014	270		34,499,383.58
972498	1514685	12/18/2014	270	52,762,282.20	
972113	142701206	12/18/2014	270	16,000,000.00	
972115	14270121808EFT A	12/18/2014	270	11,689,147.81	
972112	142701205	12/18/2014	270	4,000,000.00	
972507	1514716	12/18/2014	270	716,844.62	
972497	1514684	12/18/2014	270	212,682.85	
972532	1514726	12/18/2014	270	211,211.07	
972096	1514640	12/18/2014	270	141,306.66	
972495	1514683	12/18/2014	270	135,201.42	
972129	1514656	12/18/2014	270	118,946.46	
972114	142701207	12/18/2014	270	75,000.00	
972544	1514727	12/18/2014	270	75,000.00	
972514	1514698	12/18/2014	270	67,335.29	
972151	1514702	12/18/2014	270	46,433.64	
972095	1514639	12/18/2014	270	44,313.53	
972504	1514689	12/18/2014	270	40,777.96	
972503	1514688	12/18/2014	270	35,873.86	
972501	1514687	12/18/2014	270	31,216.47	
972502	1514703	12/18/2014	270	29,346.15	
972097	1514641	12/18/2014	270	26,287.33	
972506	1514691	12/18/2014	270	24,040.03	
972094	1514638	12/18/2014	270	20,475.24	
972101	1514643	12/18/2014	270	17,943.72	
972098	1514642	12/18/2014	270	14,552.41	
972134	1514663	12/18/2014	270	14,046.50	
972505	1514690	12/18/2014	270	5,054.44	
972508	1514692	12/18/2014	270	4,414.48	
972092	1514636	12/18/2014	270	3,060.00	
972530	1514717	12/18/2014	270	3,004.13	
972103	1514644	12/18/2014	270	2,966.72	
972513	1514697	12/18/2014	270	2,959.30	
972125	1514661	12/18/2014	270	2,925.00	
972494	1514682	12/18/2014	270	2,838.81	
972099	1514646	12/18/2014	270	2,393.55	
972091	1514645	12/18/2014	270	2,166.19	
972104	1514648	12/18/2014	270	1,777.27	
972082	1514627	12/18/2014	270	1,664.35	
972102	1514647	12/18/2014	270	1,381.51	
972133	1514662	12/18/2014	270	1,110.00	
972090	1514634	12/18/2014	270	590.10	
972139	1514660	12/18/2014	270	540.00	
972138	1514659	12/18/2014	270	536.00	
972093	1514637	12/18/2014	270	432.50	
972509	1514693	12/18/2014	270	390.32	
972512	1514696	12/18/2014	270	170.00	
972511	1514695	12/18/2014	270	155.50	
972081	1514626	12/18/2014	270	130.00	
972106	1514649	12/18/2014	270	123.00	

Run Date: 6/30/2015
 Run Time: 5:07:57PM

Demand Account Activity

Start Date: 7/1/2014 End Date: 6/30/2015

Page: 188
 User: 0

Jnl. Entry	Ref #	Trx. Date	Ledger	Debit Amount	Credit Amount
972137	1514658	12/18/2014	270	100.00	
972136	1514657	12/18/2014	270	90.00	
972510	1514694	12/18/2014	270	58.50	
972088	1514635	12/18/2014	270	38.25	
972489	1514681	12/18/2014	270	8.58	
972500	1514686	12/18/2014	270	6.50	
972490	8005691	12/18/2014	270		48,613.31
972128	142701209	12/18/2014	270		12,860,279.62
972108	142701201	12/18/2014	270		23,000,000.00
972109	142701202	12/18/2014	270		23,000,000.00
972110	142701203	12/18/2014	270		23,000,000.00
972111	142701204	12/18/2014	270		5,589,000.00
973062	15270121989	12/19/2014	270	102,979,000.00	
972571	15270121901	12/19/2014	270	56,000,000.00	
972572	15270121902	12/19/2014	270	56,000,000.00	
972573	15270121903	12/19/2014	270	56,000,000.00	
972622	15270121906 AIRS	12/19/2014	270	18,829,916.60	
973018	1514875	12/19/2014	270	17,216,412.42	
972576	15300121903	12/19/2014	270	9,000,000.00	
972973	1514806	12/19/2014	270	4,522,551.44	
973012	1514837	12/19/2014	270	1,475,000.00	
973057	1514876	12/19/2014	270	750,685.69	
972591	1514753	12/19/2014	270	593,366.50	
972601	1514765	12/19/2014	270	507,063.74	
972970	1514803	12/19/2014	270	301,018.44	
972635	1514790	12/19/2014	270	274,028.73	
972982	1514815	12/19/2014	270	181,578.35	
973060	1514874	12/19/2014	270	154,208.12	
972596	1514760	12/19/2014	270	103,354.06	
972578	15270121904	12/19/2014	270	93,000.00	
972968	1514801	12/19/2014	270	85,448.12	
972969	1514802	12/19/2014	270	71,821.48	
973029	1514857	12/19/2014	270	70,540.27	
972624	15270121907 AIRS	12/19/2014	270	54,307.88	
972630	1514788	12/19/2014	270	54,083.39	
972972	1514805	12/19/2014	270	48,831.26	
972980	1514813	12/19/2014	270	39,040.64	
972971	1514804	12/19/2014	270	37,218.65	
973055	1514871	12/19/2014	270	35,903.00	
972605	1514768	12/19/2014	270	30,707.08	
972976	1514809	12/19/2014	270	28,734.00	
973014	1514838	12/19/2014	270	28,150.57	
972595	1514759	12/19/2014	270	26,863.55	
972977	1514810	12/19/2014	270	26,300.41	
973061	1514877	12/19/2014	270	25,620.44	
972975	1514808	12/19/2014	270	24,955.69	
972993	1514823	12/19/2014	270	21,800.00	
972602	1514766	12/19/2014	270	20,000.00	
972566	1514737	12/19/2014	270	15,695.60	
972611	1514773	12/19/2014	270	14,366.55	
972609	1514772	12/19/2014	270	14,243.63	
972978	1514811	12/19/2014	270	14,220.77	
972608	1514771	12/19/2014	270	14,178.31	
972607	1514770	12/19/2014	270	11,943.39	
972606	1514769	12/19/2014	270	10,848.96	
972985	1514816	12/19/2014	270	10,164.45	

Run Date: 6/30/2015
 Run Time: 5:07:57PM

Demand Account Activity

Page: 189
 User: 0

Start Date: 7/1/2014 End Date: 6/30/2015

Jnl. Entry	Ref #	Trx. Date	Ledger	Debit Amount	Credit Amount
972567	1514738	12/19/2014	270	9,053.38	
972634	1514786	12/19/2014	270	8,390.00	
972633	1514785	12/19/2014	270	8,380.00	
972629	1514783	12/19/2014	270	7,420.00	
972600	1514764	12/19/2014	270	5,926.10	
972603	1514767	12/19/2014	270	5,206.37	
972991	1514822	12/19/2014	270	3,990.00	
972584	1514747	12/19/2014	270	3,613.50	
972599	1514763	12/19/2014	270	3,226.93	
972588	1514750	12/19/2014	270	2,230.00	
972637	1514791	12/19/2014	270	2,157.50	
972981	1514814	12/19/2014	270	2,131.45	
972598	1514762	12/19/2014	270	1,827.94	
972979	1514812	12/19/2014	270	1,775.00	
972597	1514761	12/19/2014	270	1,417.94	
972628	1514782	12/19/2014	270	1,100.00	
972631	1514784	12/19/2014	270	1,000.00	
972974	1514807	12/19/2014	270	812.83	
972636	1514787	12/19/2014	270	600.00	
972589	1514751	12/19/2014	270	443.00	
972586	1514749	12/19/2014	270	410.00	
972585	1514748	12/19/2014	270	290.00	
972627	15270121908 DSM\	12/19/2014	270	279.09	
972632	1514789	12/19/2014	270	277.50	
972549	1514781	12/19/2014	270	275.00	
973059	1514873	12/19/2014	270	130.00	
972582	1514745	12/19/2014	270	97.75	
972999	1514826	12/19/2014	270	90.00	
972581	1514744	12/19/2014	270	80.00	
972590	1514752	12/19/2014	270	70.00	
972583	1514746	12/19/2014	270	70.00	
973058	1514872	12/19/2014	270	48.50	
972996	1514825	12/19/2014	270	25.80	
972994	1514824	12/19/2014	270	13.08	
972579	15300121905	12/19/2014	270		17,216,412.42
972990	15270121995	12/19/2014	270		309,977,250.12
972992	8005694	12/19/2014	270		25,665.87
973043	15270121990	12/19/2014	270		1,576,000.00
973100	14270122209EFT A	12/22/2014	270	43,439,313.07	
973144	1514933	12/22/2014	270	33,775,030.69	
973098	142701207	12/22/2014	270	16,000,000.00	
973097	142701206	12/22/2014	270	12,488,876.00	
973099	142701208	12/22/2014	270	9,000,000.00	
973602	1514974	12/22/2014	270	5,745,394.15	
973141	1514931	12/22/2014	270	1,230,509.31	
973166	1514955	12/22/2014	270	1,105,376.68	
973587	1514982	12/22/2014	270	909,000.00	
973624	1515009	12/22/2014	270	903,000.00	
973155	1514944	12/22/2014	270	819,517.20	
973186	1514975	12/22/2014	270	814,332.34	
973140	1514930	12/22/2014	270	712,000.00	
973095	142701204	12/22/2014	270	505,000.00	
973138	1514928	12/22/2014	270	500,000.00	
973164	1514953	12/22/2014	270	487,464.43	
973600	1514997	12/22/2014	270	461,416.59	
973165	1514954	12/22/2014	270	430,588.75	

Run Date: 6/30/2015
Run Time: 5:07:57PM

Demand Account Activity

Start Date: 7/1/2014 End Date: 6/30/2015

Page: 190
User: 0

Jnl. Entry	Ref #	Trx. Date	Ledger	Debit Amount	Credit Amount
973136	1514926	12/22/2014	270	399,033.69	
973161	1514950	12/22/2014	270	269,754.52	
973591	1514985	12/22/2014	270	268,690.68	
973588	1514971	12/22/2014	270	196,645.71	
973162	1514951	12/22/2014	270	185,735.63	
973163	1514952	12/22/2014	270	115,761.46	
973137	1514927	12/22/2014	270	110,538.00	
973590	1514984	12/22/2014	270	89,990.00	
973594	1514972	12/22/2014	270	67,706.50	
973625	1515010	12/22/2014	270	62,250.25	
973087	1514946	12/22/2014	270	47,928.82	
973589	1514983	12/22/2014	270	42,562.48	
973601	1514973	12/22/2014	270	40,097.00	
973142	1514932	12/22/2014	270	38,361.53	
973622	1515007	12/22/2014	270	36,407.90	
973633	1515015	12/22/2014	270	33,041.80	
973084	1514899	12/22/2014	270	23,511.55	
973584	1514976	12/22/2014	270	22,078.86	
973598	1515017	12/22/2014	270	22,074.71	
973104	14270122210CC All	12/22/2014	270	21,998.43	
973139	1514929	12/22/2014	270	21,224.18	
973131	1514921	12/22/2014	270	13,384.62	
973132	1514922	12/22/2014	270	12,091.51	
973586	1514977	12/22/2014	270	11,120.60	
973127	1514917	12/22/2014	270	10,944.82	
973135	1514925	12/22/2014	270	10,467.63	
973133	1514923	12/22/2014	270	10,113.16	
973083	1514898	12/22/2014	270	8,537.76	
973585	1514970	12/22/2014	270	7,554.23	
973627	1515012	12/22/2014	270	6,603.62	
973078	1514994	12/22/2014	270	6,102.43	
973082	1514897	12/22/2014	270	5,078.12	
973129	1514919	12/22/2014	270	3,907.64	
973134	1514924	12/22/2014	270	3,631.15	
973153	1514942	12/22/2014	270	3,219.00	
973596	1514995	12/22/2014	270	2,986.82	
973157	1514947	12/22/2014	270	2,787.55	
973081	1514896	12/22/2014	270	2,470.00	
973583	1514969	12/22/2014	270	2,123.40	
973107	14270122211	12/22/2014	270	1,826.00	
973158	1514996	12/22/2014	270	1,533.49	
973151	1514940	12/22/2014	270	1,375.00	
973160	1514949	12/22/2014	270	1,312.10	
973077	1514893	12/22/2014	270	1,172.07	
973626	1515011	12/22/2014	270	900.00	
973074	1514890	12/22/2014	270	601.53	
973147	1514936	12/22/2014	270	580.00	
973071	1514887	12/22/2014	270	520.00	
973070	1514886	12/22/2014	270	338.04	
973073	1514889	12/22/2014	270	329.17	
973076	1514892	12/22/2014	270	303.46	
973149	1514938	12/22/2014	270	284.50	
973152	1514941	12/22/2014	270	260.00	
973154	1514943	12/22/2014	270	260.00	
973623	1515008	12/22/2014	270	162.12	
973159	1514948	12/22/2014	270	135.00	

Run Date: 6/30/2015
 Run Time: 5:07:57PM

Demand Account Activity

Start Date: 7/1/2014 End Date: 6/30/2015

Page: 191
 User: 0

Jnl. Entry	Ref #	Trx. Date	Ledger	Debit Amount	Credit Amount
973075	1514891	12/22/2014	270	130.70	
973079	1514894	12/22/2014	270	125.81	
973128	1514918	12/22/2014	270	119.08	
973080	1514895	12/22/2014	270	81.80	
973130	1514920	12/22/2014	270	79.41	
973145	1514934	12/22/2014	270	65.00	
973148	1514937	12/22/2014	270	60.00	
973150	1514939	12/22/2014	270	60.00	
973146	1514935	12/22/2014	270	29.75	
973072	1514888	12/22/2014	270	27.82	
973631	1515014	12/22/2014	270	1.00	
973599	1515013	12/22/2014	270	1.00	
973174	8005695	12/22/2014	270		49,204.51
973604	142701212	12/22/2014	270		19,639,185.07
973089	142701201	12/22/2014	270		31,000,000.00
973093	142701202	12/22/2014	270		31,000,000.00
973094	142701203	12/22/2014	270		31,000,000.00
973096	142701205	12/22/2014	270		13,038,227.00
974091	142701222909	12/23/2014	270	79,252,689.56	
974016	1515102	12/23/2014	270	67,432,862.75	
974064	1515158	12/23/2014	270	22,771,931.96	
974071	BOA/SIMM TRF	12/23/2014	270	11,000,000.00	
973960	1515051	12/23/2014	270	10,192,355.60	
973973	1515064	12/23/2014	270	970,982.86	
973963	1515052	12/23/2014	270	485,250.00	
974067	1515159	12/23/2014	270	281,000.00	
974018	1515103	12/23/2014	270	154,187.15	
973953	1515045	12/23/2014	270	153,334.00	
973965	1515053	12/23/2014	270	121,877.00	
974054	1515154	12/23/2014	270	112,597.10	
974021	1515106	12/23/2014	270	105,742.05	
974019	1515104	12/23/2014	270	90,752.60	
974020	1515105	12/23/2014	270	86,404.07	
973947	1515040	12/23/2014	270	76,302.64	
973954	1515046	12/23/2014	270	70,501.00	
973975	1515066	12/23/2014	270	60,707.17	
974042	1515130	12/23/2014	270	58,214.40	
973974	1515065	12/23/2014	270	54,569.71	
974049	1515135	12/23/2014	270	53,030.55	
974015	1515101	12/23/2014	270	46,305.06	
974069	1515161	12/23/2014	270	42,164.33	
973979	1515070	12/23/2014	270	41,706.47	
973986	1515077	12/23/2014	270	35,295.64	
973949	1515041	12/23/2014	270	29,848.01	
974068	1515160	12/23/2014	270	28,497.96	
973991	1515076	12/23/2014	270	28,039.41	
973992	1515084	12/23/2014	270	25,120.42	
974060	1515155	12/23/2014	270	22,087.06	
973955	1515047	12/23/2014	270	21,610.27	
974092	14270122310	12/23/2014	270	19,582.19	
973998	1515139	12/23/2014	270	17,050.00	
973956	1515048	12/23/2014	270	16,903.91	
973957	1515049	12/23/2014	270	16,877.87	
973951	1515043	12/23/2014	270	16,322.06	
974022	1515146	12/23/2014	270	15,840.00	
973976	1515067	12/23/2014	270	15,502.62	

Run Date: 6/30/2015
 Run Time: 5:07:57PM

Demand Account Activity

Start Date: 7/1/2014 End Date: 6/30/2015

Page: 192
 User: 0

Jnl. Entry	Ref #	Trx. Date	Ledger	Debit Amount	Credit Amount
973987	1515080	12/23/2014	270	13,143.14	
974048	1515134	12/23/2014	270	12,900.13	
973958	1515050	12/23/2014	270	12,344.38	
973950	1515042	12/23/2014	270	12,029.75	
973978	1515069	12/23/2014	270	9,848.71	
974011	1515097	12/23/2014	270	8,390.00	
973977	1515068	12/23/2014	270	7,024.85	
974012	1515098	12/23/2014	270	6,480.00	
973993	1515085	12/23/2014	270	4,373.90	
974041	1515129	12/23/2014	270	4,021.65	
973988	1515081	12/23/2014	270	3,742.43	
974046	1515133	12/23/2014	270	3,653.85	
973969	1515063	12/23/2014	270	3,350.50	
974065	1515148	12/23/2014	270	3,051.43	
974093	14270122311	12/23/2014	270	2,949.94	
974045	1515145	12/23/2014	270	2,911.00	
973989	1515082	12/23/2014	270	2,783.92	
973641	1515025	12/23/2014	270	2,603.50	
973647	1515024	12/23/2014	270	2,059.00	
974050	1515136	12/23/2014	270	1,975.35	
973980	1515071	12/23/2014	270	1,500.00	
974009	1515095	12/23/2014	270	1,500.00	
973964	1515061	12/23/2014	270	1,490.00	
974062	1515147	12/23/2014	270	1,181.69	
974061	1515156	12/23/2014	270	1,063.22	
973952	1515044	12/23/2014	270	937.36	
974051	1515137	12/23/2014	270	777.77	
974044	1515132	12/23/2014	270	445.00	
974063	1515157	12/23/2014	270	365.44	
973990	1515083	12/23/2014	270	305.00	
973650	1515079	12/23/2014	270	287.02	
973962	1515060	12/23/2014	270	280.00	
973967	1515062	12/23/2014	270	270.00	
974013	1515099	12/23/2014	270	225.00	
974014	1515100	12/23/2014	270	224.69	
973961	1515059	12/23/2014	270	210.00	
973959	1515058	12/23/2014	270	180.00	
974010	1515096	12/23/2014	270	75.00	
973968	1515055	12/23/2014	270	60.00	
973970	1515056	12/23/2014	270	47.50	
973653	1515057	12/23/2014	270	40.00	
974052	1515138	12/23/2014	270	28.41	
973966	1515054	12/23/2014	270	17.00	
973648	1515039	12/23/2014	270	11.50	
974043	1515131	12/23/2014	270	10.00	
974004	8005696	12/23/2014	270		1,952.92
974077	URT	12/23/2014	270		22,771,931.96
974082	Warrant Payment	12/23/2014	270		146,622,780.41
973649	142701201	12/23/2014	270		9,000,000.00
973945	142701202	12/23/2014	270		9,000,000.00
973946	142701203	12/23/2014	270		9,000,000.00
974124	142701201	12/29/2014	270	58,000,000.00	
974145	142701202	12/29/2014	270	58,000,000.00	
974146	142701203	12/29/2014	270	58,000,000.00	
974167	14270122920EFT A	12/29/2014	270	55,527,779.98	
974156	142701210	12/29/2014	270	40,498,767.50	

Run Date: 6/30/2015
Run Time: 5:07:57PM

Demand Account Activity

Start Date: 7/1/2014 End Date: 6/30/2015

Page: 193
User: 0

Jnl. Entry	Ref #	Trx. Date	Ledger	Debit Amount	Credit Amount
974150	142701207	12/29/2014	270	25,000,000.00	
974157	142701211	12/29/2014	270	25,000,000.00	
974151	142701208	12/29/2014	270	20,246,250.00	
974160	142701213	12/29/2014	270	11,000,000.00	
974158	142701212	12/29/2014	270	7,000,000.00	
974214	1515228	12/29/2014	270	5,292,241.19	
974204	1515217	12/29/2014	270	1,930,507.92	
974194	1515211	12/29/2014	270	1,898,471.35	
974220	1515229	12/29/2014	270	1,497,474.43	
974234	1515231	12/29/2014	270	253,812.37	
974198	1515212	12/29/2014	270	248,312.33	
974225	1515247	12/29/2014	270	226,690.48	
974199	1515213	12/29/2014	270	221,317.10	
974236	1515236	12/29/2014	270	155,623.86	
974200	1515214	12/29/2014	270	154,839.39	
974202	1515215	12/29/2014	270	128,569.00	
975335	1515254	12/29/2014	270	93,750.00	
974229	1515230	12/29/2014	270	85,033.40	
974115	1515180	12/29/2014	270	74,593.40	
974195	1515208	12/29/2014	270	73,987.00	
974121	1515178	12/29/2014	270	64,006.64	
974241	1515255	12/29/2014	270	60,000.00	
974134	1515184	12/29/2014	270	54,815.40	
974205	1515227	12/29/2014	270	33,973.00	
974203	1515216	12/29/2014	270	29,882.36	
974162	142701215	12/29/2014	270	27,528.00	
974226	1515248	12/29/2014	270	24,732.88	
975337	1515256	12/29/2014	270	18,564.47	
974227	1515249	12/29/2014	270	11,150.03	
974168	14270122921CC All	12/29/2014	270	10,631.48	
974228	1515250	12/29/2014	270	10,394.84	
975338	1515259	12/29/2014	270	10,032.58	
974128	1515179	12/29/2014	270	8,060.70	
974239	1515253	12/29/2014	270	8,047.00	
974197	1515210	12/29/2014	270	6,569.24	
974131	1515182	12/29/2014	270	5,419.00	
974130	1515181	12/29/2014	270	4,882.89	
974207	1515245	12/29/2014	270	4,769.48	
974223	1515246	12/29/2014	270	3,727.50	
974213	1515233	12/29/2014	270	3,112.50	
974218	1515243	12/29/2014	270	2,888.00	
974135	1515185	12/29/2014	270	2,707.72	
974143	1515194	12/29/2014	270	2,693.00	
974219	1515244	12/29/2014	270	2,636.50	
974122	1515175	12/29/2014	270	2,540.00	
974215	1515240	12/29/2014	270	2,233.00	
974222	1515234	12/29/2014	270	2,107.15	
974216	1515241	12/29/2014	270	2,079.41	
974217	1515242	12/29/2014	270	2,071.00	
974206	1515239	12/29/2014	270	1,811.00	
974235	1515237	12/29/2014	270	1,722.00	
974196	1515209	12/29/2014	270	1,548.15	
974140	1515191	12/29/2014	270	1,485.00	
974126	1515177	12/29/2014	270	1,217.00	
974113	1515168	12/29/2014	270	1,117.00	
974231	1515251	12/29/2014	270	903.98	

Run Date: 6/30/2015
 Run Time: 5:07:57PM

Demand Account Activity

Page: 194
 User: 0

Start Date: 7/1/2014 End Date: 6/30/2015

Jnl. Entry	Ref #	Trx. Date	Ledger	Debit Amount	Credit Amount
974127	1515183	12/29/2014	270	489.67	
974170	14270122922IFTA C	12/29/2014	270	417.50	
974138	1515189	12/29/2014	270	288.00	
974141	1515192	12/29/2014	270	270.00	
974232	1515235	12/29/2014	270	235.00	
974142	1515193	12/29/2014	270	220.00	
974237	1515232	12/29/2014	270	142.50	
975339	1515258	12/29/2014	270	117.00	
974137	1515188	12/29/2014	270	100.00	
974238	1515238	12/29/2014	270	90.00	
974120	1515174	12/29/2014	270	50.00	
974139	1515190	12/29/2014	270	20.00	
974240	1515257	12/29/2014	270	20.00	
974123	1515176	12/29/2014	270	8.50	
974136	1515187	12/29/2014	270	5.28	
974163	142701216	12/29/2014	270		33,818,814.25
974164	142701217	12/29/2014	270		173,022,344.17
974165	142701218	12/29/2014	270		93,750.00
974147	142701204	12/29/2014	270		44,000,000.00
974148	142701205	12/29/2014	270		44,000,000.00
974149	142701206	12/29/2014	270		44,000,000.00
974161	142701214	12/29/2014	270		24,759,000.00
974230	8005697	12/29/2014	270		8,028.43
974212	142701224	12/29/2014	270		7,296,896.00
975402	14270123007EFT A	12/30/2014	270	82,380,691.14	
975400	142701206	12/30/2014	270	17,000,000.00	
975464	1515345	12/30/2014	270	2,441,551.08	
975399	1515298	12/30/2014	270	350,934.76	
975395	1515294	12/30/2014	270	170,000.00	
975497	1515378	12/30/2014	270	133,403.74	
975491	1515371	12/30/2014	270	94,000.00	
975486	1515367	12/30/2014	270	59,867.89	
975403	1515300	12/30/2014	270	38,116.35	
975409	14270123008	12/30/2014	270	35,207.21	
975392	1515291	12/30/2014	270	25,128.08	
975452	1515336	12/30/2014	270	17,330.38	
975401	1515299	12/30/2014	270	17,013.01	
975501	122701213	12/30/2014	270	14,325.00	
975440	1515327	12/30/2014	270	9,086.50	
975396	1515297	12/30/2014	270	8,738.96	
975453	1515337	12/30/2014	270	8,721.50	
975488	1515369	12/30/2014	270	6,003.68	
975454	1515338	12/30/2014	270	5,746.20	
975408	1515306	12/30/2014	270	5,646.30	
975445	1515330	12/30/2014	270	4,574.85	
975431	1515320	12/30/2014	270	4,339.50	
975487	1515368	12/30/2014	270	3,624.34	
975461	1515357	12/30/2014	270	3,500.00	
975437	1515325	12/30/2014	270	2,905.00	
975459	1515343	12/30/2014	270	2,337.82	
975418	1515311	12/30/2014	270	1,972.50	
975481	1515366	12/30/2014	270	1,686.50	
975425	1515316	12/30/2014	270	1,565.00	
975394	1515293	12/30/2014	270	1,550.00	
975429	1515318	12/30/2014	270	1,428.50	
975420	1515313	12/30/2014	270	1,100.00	

Run Date: 6/30/2015
 Run Time: 5:07:57PM

Demand Account Activity

Page: 195
 User: 0

Start Date: 7/1/2014 End Date: 6/30/2015

Jnl. Entry	Ref #	Trx. Date	Ledger	Debit Amount	Credit Amount
975391	1515290	12/30/2014	270	1,052.10	
975455	1515339	12/30/2014	270	974.82	
975443	1515329	12/30/2014	270	875.91	
975460	1515344	12/30/2014	270	848.70	
975410	14270123009IFTA C	12/30/2014	270	740.11	
975442	1515328	12/30/2014	270	710.00	
975458	1515342	12/30/2014	270	569.40	
975438	1515326	12/30/2014	270	530.00	
975434	1515323	12/30/2014	270	449.50	
975415	1515309	12/30/2014	270	425.00	
975374	1515280	12/30/2014	270	425.00	
975432	1515321	12/30/2014	270	330.00	
975372	1515278	12/30/2014	270	307.00	
975427	1515317	12/30/2014	270	280.00	
975412	1515307	12/30/2014	270	245.00	
975380	1515286	12/30/2014	270	239.50	
975423	1515314	12/30/2014	270	190.00	
975419	1515312	12/30/2014	270	150.00	
975390	1515289	12/30/2014	270	139.50	
975430	1515319	12/30/2014	270	120.00	
975433	1515322	12/30/2014	270	120.00	
975436	1515324	12/30/2014	270	90.00	
975413	1515308	12/30/2014	270	60.00	
975417	1515310	12/30/2014	270	50.00	
975424	1515315	12/30/2014	270	30.00	
975379	1515285	12/30/2014	270	21.25	
975456	1515340	12/30/2014	270	6.55	
975457	1515341	12/30/2014	270	5.48	
975393	1515292	12/30/2014	270	4.25	
975373	1515279	12/30/2014	270	4.25	
975383	142701201	12/30/2014	270		5,000,000.00
975386	142701202	12/30/2014	270		5,000,000.00
975387	142701203	12/30/2014	270		5,000,000.00
975388	142701204	12/30/2014	270		36,834,000.00
975389	142701205	12/30/2014	270		25,000,000.00
975480	142701210	12/30/2014	270		25,797,004.33
976392	1515493	12/31/2014	270	33,239,199.65	
975870	142701207	12/31/2014	270	18,000,000.00	
976400	1515506	12/31/2014	270	12,324,710.97	
975869	142701206	12/31/2014	270	8,349,500.00	
975871	142701208	12/31/2014	270	8,000,000.00	
975872	14270123109EFT A	12/31/2014	270	6,566,436.80	
975856	1515436	12/31/2014	270	652,994.41	
976374	1515471	12/31/2014	270	501,261.71	
976375	1515472	12/31/2014	270	336,076.34	
976102	1515473	12/31/2014	270	253,873.98	
976332	1515456	12/31/2014	270	177,070.50	
976366	1515469	12/31/2014	270	175,818.05	
976333	1515457	12/31/2014	270	123,335.00	
976363	1515474	12/31/2014	270	109,282.00	
975855	1515435	12/31/2014	270	60,337.61	
976395	1515494	12/31/2014	270	50,131.10	
976335	14270123110CC All	12/31/2014	270	47,724.18	
975873	1515467	12/31/2014	270	35,020.11	
976391	1515492	12/31/2014	270	32,478.84	
976399	1515505	12/31/2014	270	23,668.13	

Run Date: 6/30/2015
Run Time: 5:07:57PM

Demand Account Activity

Start Date: 7/1/2014 End Date: 6/30/2015

Page: 196
User: 0

Jnl. Entry	Ref #	Trx. Date	Ledger	Debit Amount	Credit Amount
975860	1515440	12/31/2014	270	14,540.00	
976404	1515508	12/31/2014	270	14,522.03	
975838	1515432	12/31/2014	270	11,666.42	
975819	1515410	12/31/2014	270	11,326.52	
976336	14270123111IFTA C	12/31/2014	270	11,236.45	
975835	1515417	12/31/2014	270	10,690.00	
975825	1515412	12/31/2014	270	10,100.00	
975822	1515411	12/31/2014	270	8,720.00	
976346	1515460	12/31/2014	270	8,082.83	
976401	1515507	12/31/2014	270	6,928.06	
976389	1515490	12/31/2014	270	6,797.07	
976361	1515468	12/31/2014	270	5,777.40	
976405	1515509	12/31/2014	270	4,990.73	
976362	1515496	12/31/2014	270	4,241.00	
976390	1515491	12/31/2014	270	4,040.86	
975842	1515426	12/31/2014	270	3,840.00	
976387	1515488	12/31/2014	270	2,498.29	
976388	1515489	12/31/2014	270	2,462.68	
976329	1515453	12/31/2014	270	2,367.00	
976384	1515486	12/31/2014	270	1,846.40	
976386	1515487	12/31/2014	270	1,716.00	
976383	1515485	12/31/2014	270	1,166.68	
975833	1515416	12/31/2014	270	1,152.10	
976327	1515451	12/31/2014	270	835.00	
976370	1515470	12/31/2014	270	810.00	
975836	1515418	12/31/2014	270	800.00	
976378	1515483	12/31/2014	270	705.94	
976382	1515484	12/31/2014	270	692.78	
975859	1515439	12/31/2014	270	664.00	
976331	1515455	12/31/2014	270	630.00	
975820	1515419	12/31/2014	270	575.00	
975858	1515438	12/31/2014	270	550.00	
975832	1515415	12/31/2014	270	530.00	
975844	1515428	12/31/2014	270	396.76	
975854	1515434	12/31/2014	270	352.42	
975845	1515429	12/31/2014	270	225.00	
976330	1515454	12/31/2014	270	180.00	
975839	1515424	12/31/2014	270	142.83	
975829	1515423	12/31/2014	270	142.50	
976328	1515452	12/31/2014	270	140.00	
975841	1515425	12/31/2014	270	124.47	
975826	1515422	12/31/2014	270	104.79	
975824	1515421	12/31/2014	270	98.32	
975843	1515427	12/31/2014	270	90.00	
975821	1515420	12/31/2014	270	86.28	
975830	1515414	12/31/2014	270	78.56	
976373	1515481	12/31/2014	270	74.88	
975828	1515413	12/31/2014	270	71.76	
976396	1515495	12/31/2014	270	58.50	
975817	1515409	12/31/2014	270	31.72	
975808	1515408	12/31/2014	270	29.97	
976376	1515482	12/31/2014	270	29.74	
976398	1515504	12/31/2014	270	24.25	
976364	1515475	12/31/2014	270	16.00	
976365	1515476	12/31/2014	270	16.00	
976367	1515477	12/31/2014	270	12.00	

Run Date: 6/30/2015
 Run Time: 5:07:57PM

Demand Account Activity

Start Date: 7/1/2014 End Date: 6/30/2015

Page: 197
 User: 0

Jnl. Entry	Ref #	Trx. Date	Ledger	Debit Amount	Credit Amount
976110	1515450	12/31/2014	270	10.00	
976369	1515478	12/31/2014	270	9.00	
975857	1515437	12/31/2014	270	8.50	
976368	1515480	12/31/2014	270	4.00	
976371	1515479	12/31/2014	270	4.00	
975853	1515433	12/31/2014	270	1.00	
976353	8005700 & 8005701	12/31/2014	270		74,812.20
975852	142701201	12/31/2014	270		24,000,000.00
975865	142701202	12/31/2014	270		24,000,000.00
975866	142701203	12/31/2014	270		24,000,000.00
975867	142701204	12/31/2014	270		12,324,710.97
976393	142701212	12/31/2014	270		8,141,244.51
976465	142700101	1/2/2015	270	31,000,000.00	
976704	142700102	1/2/2015	270	31,000,000.00	
976705	142700103	1/2/2015	270	31,000,000.00	
976722	142701206	1/2/2015	270	12,000,000.00	
976758	1515570	1/2/2015	270	2,803,000.00	
976454	1515519	1/2/2015	270	1,221,016.00	
976721	142701205	1/2/2015	270	550,000.00	
976757	1515569	1/2/2015	270	265,602.58	
976712	1515534	1/2/2015	270	191,430.00	
976457	1515522	1/2/2015	270	188,792.07	
976755	1515565	1/2/2015	270	182,381.52	
976710	1515532	1/2/2015	270	69,362.86	
976734	1515548	1/2/2015	270	67,644.27	
976760	1515567	1/2/2015	270	62,026.37	
976735	1515549	1/2/2015	270	53,011.07	
976759	1515571	1/2/2015	270	46,616.73	
976769	1515577	1/2/2015	270	41,747.11	
976740	1515555	1/2/2015	270	32,839.29	
976746	1515559	1/2/2015	270	27,790.00	
976742	1515579	1/2/2015	270	27,200.00	
976461	1515526	1/2/2015	270	25,924.18	
976711	1515533	1/2/2015	270	17,622.20	
976717	1515539	1/2/2015	270	16,560.00	
976743	1515556	1/2/2015	270	13,389.23	
976761	1515572	1/2/2015	270	9,645.66	
976456	1515521	1/2/2015	270	9,612.11	
976462	1515527	1/2/2015	270	8,298.83	
976718	1515540	1/2/2015	270	7,227.00	
976756	1515566	1/2/2015	270	4,930.80	
976709	1515531	1/2/2015	270	4,364.98	
976767	1515576	1/2/2015	270	4,051.57	
976464	1515529	1/2/2015	270	2,644.52	
976744	1515558	1/2/2015	270	2,485.00	
976732	1515547	1/2/2015	270	1,904.82	
976460	1515525	1/2/2015	270	1,792.24	
976715	1515537	1/2/2015	270	1,740.00	
976762	1515580	1/2/2015	270	1,528.92	
976708	1515530	1/2/2015	270	1,258.74	
976765	1515575	1/2/2015	270	1,243.85	
976455	1515520	1/2/2015	270	1,038.26	
976764	1515574	1/2/2015	270	614.39	
976719	1515541	1/2/2015	270	580.00	
976707	1515568	1/2/2015	270	472.50	
976714	1515536	1/2/2015	270	425.00	

Run Date: 6/30/2015
 Run Time: 5:07:57PM

Demand Account Activity

Start Date: 7/1/2014 End Date: 6/30/2015

Page: 198
 User: 0

Jnl. Entry	Ref #	Trx. Date	Ledger	Debit Amount	Credit Amount
976716	1515538	1/2/2015	270	330.00	
976753	1515564	1/2/2015	270	325.00	
976763	1515573	1/2/2015	270	281.25	
976731	1515546	1/2/2015	270	142.37	
976713	1515535	1/2/2015	270	30.00	
976728	1515544	1/2/2015	270	22.50	
976729	1515545	1/2/2015	270	7.72	
976706	142701204	1/2/2015	270		24,033,000.00
976733	142701207	1/2/2015	270		79,070,669.66
977016	142700106	1/5/2015	270	79,175,000.00	
977023	14270010501	1/5/2015	270	14,513,392.03	
977021	142700109	1/5/2015	270	7,000,000.00	
977046	1515608	1/5/2015	270	2,552,489.14	
977018	142700108	1/5/2015	270	1,687,194.76	
977111	1515658	1/5/2015	270	473,091.50	
977084	1515638	1/5/2015	270	425,712.18	
977024	1515590	1/5/2015	270	210,334.54	
977070	1515622	1/5/2015	270	145,934.73	
977022	1515589	1/5/2015	270	142,338.25	
977072	1515632	1/5/2015	270	116,945.35	
977085	1515639	1/5/2015	270	98,957.72	
977086	1515640	1/5/2015	270	92,061.78	
977017	142700107	1/5/2015	270	87,500.00	
977020	1515588	1/5/2015	270	81,270.00	
977076	1515635	1/5/2015	270	67,023.16	
977082	1515636	1/5/2015	270	66,717.95	
977049	1515607	1/5/2015	270	64,880.37	
977112	1515659	1/5/2015	270	62,931.10	
976773	1515587	1/5/2015	270	47,065.63	
977066	1515621	1/5/2015	270	34,338.66	
977073	1515623	1/5/2015	270	32,755.02	
977071	1515626	1/5/2015	270	30,000.00	
977069	1515625	1/5/2015	270	29,420.00	
977087	1515641	1/5/2015	270	24,583.86	
977103	1515657	1/5/2015	270	24,354.34	
977025	14270010502CC All	1/5/2015	270	23,095.83	
977088	1515642	1/5/2015	270	20,590.28	
977009	1515584	1/5/2015	270	18,820.13	
977068	1515624	1/5/2015	270	18,115.00	
977052	1515610	1/5/2015	270	17,408.47	
977019	1515592	1/5/2015	270	13,522.80	
977042	1515600	1/5/2015	270	13,448.90	
977080	1515637	1/5/2015	270	10,321.64	
977074	1515630	1/5/2015	270	7,372.45	
977051	1515609	1/5/2015	270	6,346.92	
977089	1515643	1/5/2015	270	6,061.26	
977011	1515585	1/5/2015	270	5,750.58	
977038	1515605	1/5/2015	270	5,265.00	
977056	1515611	1/5/2015	270	4,692.33	
977090	1515644	1/5/2015	270	4,630.00	
977048	1515606	1/5/2015	270	4,015.91	
977026	1515593	1/5/2015	270	3,866.13	
977014	1515586	1/5/2015	270	3,787.93	
977091	1515645	1/5/2015	270	3,448.48	
977092	1515646	1/5/2015	270	3,390.50	
977093	1515647	1/5/2015	270	3,314.65	

Run Date: 6/30/2015
 Run Time: 5:07:57PM

Demand Account Activity

Start Date: 7/1/2014 End Date: 6/30/2015

Page: 199
 User: 0

Jnl. Entry	Ref #	Trx. Date	Ledger	Debit Amount	Credit Amount
977054	1515617	1/5/2015	270	2,854.08	
976771	1515582	1/5/2015	270	2,623.00	
976775	1515591	1/5/2015	270	2,522.40	
977028	1515594	1/5/2015	270	2,166.19	
977041	1515599	1/5/2015	270	950.00	
977094	1515648	1/5/2015	270	934.53	
977031	14270010503IFTA C	1/5/2015	270	722.10	
977079	1515633	1/5/2015	270	285.00	
977095	1515649	1/5/2015	270	78.96	
977077	1515631	1/5/2015	270	44.45	
977096	1515650	1/5/2015	270	24.00	
977097	1515651	1/5/2015	270	20.00	
977098	1515652	1/5/2015	270	16.00	
977099	1515653	1/5/2015	270	12.00	
977100	1515654	1/5/2015	270	4.00	
977101	1515655	1/5/2015	270	4.00	
977039	8005703 8005704	1/5/2015	270		276,473.00
976774	142700101	1/5/2015	270		32,000,000.00
977010	142700102	1/5/2015	270		32,000,000.00
977012	142700103	1/5/2015	270		32,000,000.00
977013	142700105	1/5/2015	270		3,529,000.00
977109	142700110	1/5/2015	270		18,268,226.08
977149	142700101	1/6/2015	270	14,000,000.00	
977167	142700102	1/6/2015	270	14,000,000.00	
977168	142700103	1/6/2015	270	14,000,000.00	
977169	142700104	1/6/2015	270	14,000,000.00	
977172	14270010501EFT A	1/6/2015	270	10,123,734.40	
977178	14270010502CC All	1/6/2015	270	10,123,734.40	
977141	1515692	1/6/2015	270	1,209,508.66	
977256	1515792	1/6/2015	270	919,092.68	
977253	1515791	1/6/2015	270	468,007.98	
977269	1515797	1/6/2015	270	464,607.90	
977287	1515808	1/6/2015	270	388,480.53	
977247	1515788	1/6/2015	270	265,809.82	
977289	1515810	1/6/2015	270	262,185.96	
977270	1515798	1/6/2015	270	178,455.00	
977212	1515738	1/6/2015	270	170,000.00	
977252	1515790	1/6/2015	270	145,564.57	
977250	1515789	1/6/2015	270	113,473.73	
977157	1515697	1/6/2015	270	62,220.13	
977259	1515779	1/6/2015	270	60,559.66	
977304	1515819	1/6/2015	270	58,825.00	
977258	1515778	1/6/2015	270	56,794.00	
977257	1515777	1/6/2015	270	48,452.73	
977271	1515799	1/6/2015	270	45,067.69	
977265	1515785	1/6/2015	270	45,005.55	
977277	1515794	1/6/2015	270	44,066.29	
977205	1515730	1/6/2015	270	40,597.88	
977208	1515734	1/6/2015	270	39,333.33	
977288	1515809	1/6/2015	270	35,441.70	
977215	1515740	1/6/2015	270	34,929.97	
977144	1515687	1/6/2015	270	34,802.13	
977133	1515677	1/6/2015	270	33,591.00	
977210	1515736	1/6/2015	270	31,056.22	
977134	1515678	1/6/2015	270	29,291.80	
977283	1515804	1/6/2015	270	20,149.81	

Run Date: 6/30/2015
Run Time: 5:07:57PM

Demand Account Activity

Start Date: 7/1/2014 End Date: 6/30/2015

Page: 200
User: 0

Jnl. Entry	Ref #	Trx. Date	Ledger	Debit Amount	Credit Amount
977152	1515694	1/6/2015	270	19,322.81	
977202	1515731	1/6/2015	270	18,195.95	
977201	1515732	1/6/2015	270	17,794.43	
977302	Correct Journal Entr	1/6/2015	270	17,071.46	
977209	1515735	1/6/2015	270	16,312.31	
977211	1515787	1/6/2015	270	15,202.22	
977266	1515786	1/6/2015	270	14,207.76	
977297	1515761	1/6/2015	270	12,711.72	
977154	1515702	1/6/2015	270	10,802.77	
977131	1515675	1/6/2015	270	10,575.00	
977150	1515701	1/6/2015	270	9,595.61	
977140	1515684	1/6/2015	270	8,350.00	
977161	1515700	1/6/2015	270	7,810.54	
977153	1515695	1/6/2015	270	7,744.93	
977261	1515781	1/6/2015	270	7,439.50	
977273	1515801	1/6/2015	270	7,321.95	
977160	1515699	1/6/2015	270	6,385.22	
977155	1515696	1/6/2015	270	6,212.00	
977267	1515796	1/6/2015	270	6,102.15	
977260	1515780	1/6/2015	270	5,966.80	
977158	1515698	1/6/2015	270	5,836.00	
977204	1515729	1/6/2015	270	5,670.00	
977206	1515733	1/6/2015	270	5,084.87	
977213	1515739	1/6/2015	270	3,900.00	
977176	1515717	1/6/2015	270	3,663.50	
977136	1515680	1/6/2015	270	3,575.00	
977132	1515676	1/6/2015	270	3,311.00	
977185	1515724	1/6/2015	270	3,024.50	
977142	1515685	1/6/2015	270	2,579.50	
977241	1515803	1/6/2015	270	2,414.00	
977156	1515703	1/6/2015	270	2,160.10	
977303	1515818	1/6/2015	270	1,670.00	
977164	1515715	1/6/2015	270	1,620.00	
977278	1515795	1/6/2015	270	1,609.78	
977183	1515722	1/6/2015	270	1,560.00	
977276	1515793	1/6/2015	270	1,533.49	
977234	1515753	1/6/2015	270	1,469.66	
977207	1515713	1/6/2015	270	1,019.50	
977135	1515679	1/6/2015	270	1,001.00	
977143	1515686	1/6/2015	270	940.00	
977146	1515693	1/6/2015	270	926.40	
977166	1515710	1/6/2015	270	618.03	
977180	1515720	1/6/2015	270	331.50	
977272	1515800	1/6/2015	270	325.00	
977182	1515721	1/6/2015	270	300.00	
977171	1515714	1/6/2015	270	300.00	
977175	1515716	1/6/2015	270	290.00	
977184	1515723	1/6/2015	270	230.00	
977137	1515681	1/6/2015	270	140.00	
977284	1515805	1/6/2015	270	120.00	
977286	1515807	1/6/2015	270	117.00	
977122	1515690	1/6/2015	270	108.50	
977224	1515748	1/6/2015	270	95.00	
977188	1515712	1/6/2015	270	90.00	
977179	1515719	1/6/2015	270	80.00	
977177	1515718	1/6/2015	270	70.00	

Run Date: 6/30/2015
 Run Time: 5:07:57PM

Demand Account Activity

Start Date: 7/1/2014 End Date: 6/30/2015

Page: 201
 User: 0

Jnl. Entry	Ref #	Trx. Date	Ledger	Debit Amount	Credit Amount
977120	1515689	1/6/2015	270	69.75	
977217	1515742	1/6/2015	270	56.68	
977181	14270010503IFTA C	1/6/2015	270	49.78	
977264	1515784	1/6/2015	270	44.57	
977285	1515806	1/6/2015	270	40.00	
977262	1515782	1/6/2015	270	32.04	
977263	1515783	1/6/2015	270	26.81	
977216	1515741	1/6/2015	270	26.16	
977173	1515711	1/6/2015	270	20.00	
977151	15270010699	1/6/2015	270		19,623,302.05
977236	Back Out Journal Er	1/6/2015	270		10,123,734.40
977147	8005708	1/6/2015	270		6,019.00
977604	15270010702	1/7/2015	270	25,000,000.00	
977605	15270010703	1/7/2015	270	25,000,000.00	
977606	15270010704	1/7/2015	270	25,000,000.00	
977678	AIRS EFT	1/7/2015	270	11,295,192.20	
977614	15300010703	1/7/2015	270	11,000,000.00	
977615	15300040704	1/7/2015	270	10,000,000.00	
977594	1515832	1/7/2015	270	6,455,474.50	
977730	1515935	1/7/2015	270	6,071,000.00	
977652	1515871	1/7/2015	270	2,274,038.63	
977742	1515947	1/7/2015	270	1,819,668.17	
977646	1515868	1/7/2015	270	911,086.96	
977627	1515919	1/7/2015	270	768,818.83	
977651	1515870	1/7/2015	270	419,490.27	
977592	1515830	1/7/2015	270	297,711.98	
977649	1515869	1/7/2015	270	273,750.54	
977665	1515884	1/7/2015	270	61,714.38	
977595	1515833	1/7/2015	270	60,683.50	
977680	AIRS CC	1/7/2015	270	43,442.94	
977593	1515831	1/7/2015	270	32,473.95	
977664	1515883	1/7/2015	270	29,724.00	
977662	1515882	1/7/2015	270	27,973.88	
977729	1515934	1/7/2015	270	23,984.93	
977679	1515889	1/7/2015	270	18,170.20	
977609	1515842	1/7/2015	270	18,055.00	
977685	1515892	1/7/2015	270	15,710.06	
977653	1515872	1/7/2015	270	11,473.41	
977683	1515891	1/7/2015	270	10,505.80	
977600	1515838	1/7/2015	270	9,138.24	
977599	1515837	1/7/2015	270	9,011.00	
977586	1515826	1/7/2015	270	6,270.00	
977706	1515914	1/7/2015	270	6,124.56	
977708	1515916	1/7/2015	270	5,761.15	
977681	1515890	1/7/2015	270	5,174.40	
977610	1515850	1/7/2015	270	4,454.84	
977661	1515881	1/7/2015	270	4,174.37	
977597	1515836	1/7/2015	270	4,136.52	
977659	1515880	1/7/2015	270	4,078.00	
977596	1515844	1/7/2015	270	3,795.00	
977677	1515888	1/7/2015	270	2,262.00	
977590	1515828	1/7/2015	270	2,082.00	
977622	1515847	1/7/2015	270	1,980.00	
977690	1515899	1/7/2015	270	1,200.00	
977654	1515873	1/7/2015	270	939.05	
977682	DSMV IFTA	1/7/2015	270	934.85	

Run Date: 6/30/2015
 Run Time: 5:07:57PM

Demand Account Activity

Start Date: 7/1/2014 End Date: 6/30/2015

Page: 202
 User: 0

Jnl. Entry	Ref #	Trx. Date	Ledger	Debit Amount	Credit Amount
977687	1515896	1/7/2015	270	892.00	
977713	1515920	1/7/2015	270	777.44	
977686	1515895	1/7/2015	270	500.00	
977689	1515898	1/7/2015	270	476.00	
977624	1515848	1/7/2015	270	401.50	
977707	1515915	1/7/2015	270	380.00	
977621	1515846	1/7/2015	270	360.00	
977684	1515894	1/7/2015	270	335.00	
977619	1515845	1/7/2015	270	300.00	
977688	1515897	1/7/2015	270	292.00	
977695	1515904	1/7/2015	270	285.00	
977700	1515908	1/7/2015	270	281.60	
977693	1515902	1/7/2015	270	250.00	
977692	1515901	1/7/2015	270	209.43	
977696	1515905	1/7/2015	270	200.00	
977697	1515906	1/7/2015	270	200.00	
977601	1515839	1/7/2015	270	154.08	
977701	1515909	1/7/2015	270	146.00	
977699	1515907	1/7/2015	270	85.00	
977608	1515840	1/7/2015	270	80.00	
977694	1515903	1/7/2015	270	50.00	
977626	1515849	1/7/2015	270	50.00	
977705	1515913	1/7/2015	270	48.50	
977691	1515900	1/7/2015	270	28.00	
977704	1515912	1/7/2015	270	20.00	
977703	1515911	1/7/2015	270	4.00	
977702	1515910	1/7/2015	270	0.01	
977603	15270010701	1/7/2015	270		79,974,615.49
977616	15270010705	1/7/2015	270		1,819,668.17
977617	15270010706	1/7/2015	270		78,875,000.00
977638	EFT REV 1/7/15	1/7/2015	270		47,794.16
977726	15270010799	1/7/2015	270		17,178,302.07
979246	1516047	1/8/2015	270	152,152,649.66	
979218	15300010803	1/8/2015	270	25,000,000.00	
979225	AIRS EFT	1/8/2015	270	7,400,112.98	
979247	1516048	1/8/2015	270	928,779.43	
979279	1516081	1/8/2015	270	870,539.07	
979208	1515999	1/8/2015	270	500,000.00	
979236	1516038	1/8/2015	270	391,051.32	
979197	1515989	1/8/2015	270	332,858.50	
979211	1515997	1/8/2015	270	247,551.36	
979248	1516049	1/8/2015	270	226,760.42	
979187	1516017	1/8/2015	270	135,580.37	
979216	1516098	1/8/2015	270	133,561.29	
979282	1516084	1/8/2015	270	132,224.34	
979212	1516001	1/8/2015	270	130,868.11	
979281	1516083	1/8/2015	270	117,558.00	
979249	1516050	1/8/2015	270	106,301.92	
979168	1516005	1/8/2015	270	95,110.66	
979200	1515990	1/8/2015	270	93,948.22	
979190	1516018	1/8/2015	270	79,163.52	
979176	1516022	1/8/2015	270	67,316.54	
979191	1515986	1/8/2015	270	63,243.00	
979226	AIRS CC	1/8/2015	270	58,219.71	
979196	1516019	1/8/2015	270	48,798.81	
979203	1515991	1/8/2015	270	46,612.58	

Run Date: 6/30/2015
Run Time: 5:07:57PM

Demand Account Activity

Start Date: 7/1/2014 End Date: 6/30/2015

Page: 203
User: 0

Jnl. Entry	Ref #	Trx. Date	Ledger	Debit Amount	Credit Amount
979167	1516004	1/8/2015	270	43,930.27	
979239	1516040	1/8/2015	270	42,719.62	
979204	1515992	1/8/2015	270	41,317.91	
979213	1516002	1/8/2015	270	29,217.45	
979250	1516051	1/8/2015	270	26,870.58	
979280	1516082	1/8/2015	270	21,442.85	
979231	1516034	1/8/2015	270	17,936.83	
979169	1516006	1/8/2015	270	14,500.00	
979185	1516024	1/8/2015	270	11,159.00	
979229	1516091	1/8/2015	270	10,740.00	
979172	1516009	1/8/2015	270	10,000.00	
979252	1516053	1/8/2015	270	7,748.15	
979285	1516087	1/8/2015	270	7,350.00	
979297	1516043	1/8/2015	270	7,235.06	
979253	1516054	1/8/2015	270	6,325.23	
979235	1516037	1/8/2015	270	5,939.24	
979193	1515987	1/8/2015	270	5,547.35	
979194	1515988	1/8/2015	270	4,485.75	
979234	1516036	1/8/2015	270	4,338.40	
979170	1516007	1/8/2015	270	3,959.29	
979284	1516086	1/8/2015	270	3,905.00	
979202	1515998	1/8/2015	270	3,888.99	
979171	1516008	1/8/2015	270	3,512.22	
978076	1515951	1/8/2015	270	3,174.22	
979192	1516026	1/8/2015	270	3,075.00	
979181	1515982	1/8/2015	270	2,097.00	
979240	1516041	1/8/2015	270	1,891.70	
979286	1516088	1/8/2015	270	1,809.50	
979179	1516014	1/8/2015	270	1,664.35	
979205	1515994	1/8/2015	270	1,349.00	
979227	DSMV IFTA	1/8/2015	270	1,096.08	
978101	1515974	1/8/2015	270	1,040.00	
979288	1516090	1/8/2015	270	930.00	
979182	1516023	1/8/2015	270	860.00	
979184	1515983	1/8/2015	270	782.04	
978080	1515970	1/8/2015	270	637.00	
979189	1516025	1/8/2015	270	600.00	
979222	1516080	1/8/2015	270	579.05	
979287	1516089	1/8/2015	270	415.00	
979241	1516042	1/8/2015	270	389.29	
979186	1515984	1/8/2015	270	355.29	
979188	1515985	1/8/2015	270	352.88	
978107	1515979	1/8/2015	270	330.49	
978109	1515981	1/8/2015	270	290.00	
979198	1516028	1/8/2015	270	246.50	
979183	1516016	1/8/2015	270	243.28	
979180	1516015	1/8/2015	270	208.31	
979210	1516000	1/8/2015	270	130.05	
979232	1516035	1/8/2015	270	110.00	
979207	1515996	1/8/2015	270	100.00	
978108	1515980	1/8/2015	270	80.75	
978100	1515973	1/8/2015	270	46.75	
979302	1516100	1/8/2015	270	44.00	
979195	1516027	1/8/2015	270	40.00	
979206	1515993	1/8/2015	270	25.50	
978096	1515978	1/8/2015	270	24.51	

Run Date: 6/30/2015
 Run Time: 5:07:57PM

Demand Account Activity

Page: 204
 User: 0

Start Date: 7/1/2014 End Date: 6/30/2015

Jnl. Entry	Ref #	Trx. Date	Ledger	Debit Amount	Credit Amount
978102	1515975	1/8/2015	270	21.40	
978098	1515971	1/8/2015	270	21.25	
978104	1515977	1/8/2015	270	18.24	
978103	1515976	1/8/2015	270	18.14	
979283	1516085	1/8/2015	270	13.14	
979237	1516039	1/8/2015	270	11.68	
979303	1516101	1/8/2015	270	7.50	
979304	1516102	1/8/2015	270	7.00	
979301	1516099	1/8/2015	270	5.00	
978099	1515972	1/8/2015	270	4.25	
979164	15270010801	1/8/2015	270		57,000,000.00
979165	15270010802	1/8/2015	270		57,000,000.00
979166	15270010803	1/8/2015	270		57,000,000.00
979228	EFT REV 1/8/14	1/8/2015	270		16,898.23
979298	15270010899	1/8/2015	270		17,082,375.69
979322	142700101	1/9/2015	270	92,000,000.00	
979336	142700102	1/9/2015	270	92,000,000.00	
979338	142700103	1/9/2015	270	92,000,000.00	
979339	142700104	1/9/2015	270	12,000,000.00	
979341	142700105	1/9/2015	270	10,000,000.00	
979345	14270010908EFT A	1/9/2015	270	6,275,486.13	
979699	1516234	1/9/2015	270	3,632,509.73	
979628	1516170	1/9/2015	270	623,036.05	
979675	142700111	1/9/2015	270	479,497.33	
979632	1516174	1/9/2015	270	415,934.05	
979608	1516146	1/9/2015	270	299,462.37	
979667	1516207	1/9/2015	270	217,415.76	
979635	1516175	1/9/2015	270	191,375.27	
979610	1516148	1/9/2015	270	125,491.55	
979609	1516147	1/9/2015	270	116,070.95	
979663	1516203	1/9/2015	270	108,996.84	
979602	1516142	1/9/2015	270	91,680.84	
979342	142700106	1/9/2015	270	90,380.39	
979696	1516231	1/9/2015	270	80,000.00	
979603	1516143	1/9/2015	270	76,964.93	
979697	1516232	1/9/2015	270	74,062.15	
979604	1516144	1/9/2015	270	70,433.11	
979677	1516215	1/9/2015	270	66,053.10	
979657	1516197	1/9/2015	270	47,605.00	
979664	1516204	1/9/2015	270	46,993.18	
979695	1516230	1/9/2015	270	34,761.19	
979665	1516205	1/9/2015	270	29,631.01	
979702	1516237	1/9/2015	270	23,662.95	
979607	1516145	1/9/2015	270	22,919.83	
979649	1516213	1/9/2015	270	19,422.29	
979659	1516199	1/9/2015	270	19,299.89	
979335	1516128	1/9/2015	270	13,725.00	
979601	1516141	1/9/2015	270	11,727.45	
979618	1516161	1/9/2015	270	10,352.00	
979656	1516233	1/9/2015	270	8,847.85	
979661	1516201	1/9/2015	270	6,983.87	
979660	1516200	1/9/2015	270	6,589.94	
979596	1516149	1/9/2015	270	4,500.00	
979662	1516202	1/9/2015	270	4,040.85	
979605	1516151	1/9/2015	270	3,827.23	
979676	1516214	1/9/2015	270	3,502.07	

Run Date: 6/30/2015
 Run Time: 5:07:57PM

Demand Account Activity

Start Date: 7/1/2014 End Date: 6/30/2015

Page: 205
 User: 0

Jnl. Entry	Ref #	Trx. Date	Ledger	Debit Amount	Credit Amount
979614	1516157	1/9/2015	270	3,319.00	
979582	14270010909CC All	1/9/2015	270	2,819.97	
979678	1516216	1/9/2015	270	2,687.00	
979330	1516123	1/9/2015	270	2,623.00	
979669	1516209	1/9/2015	270	2,464.75	
979331	1516124	1/9/2015	270	2,325.00	
979616	1516159	1/9/2015	270	1,830.00	
979668	1516208	1/9/2015	270	1,820.06	
979666	1516206	1/9/2015	270	1,775.00	
979629	1516171	1/9/2015	270	1,698.28	
979323	1516119	1/9/2015	270	1,590.00	
979621	1516154	1/9/2015	270	1,470.00	
979332	1516125	1/9/2015	270	1,329.43	
979327	1516120	1/9/2015	270	1,300.00	
979627	1516169	1/9/2015	270	1,254.65	
979337	1516129	1/9/2015	270	1,175.00	
979658	1516198	1/9/2015	270	983.34	
979611	1516155	1/9/2015	270	962.50	
979344	1516131	1/9/2015	270	899.20	
979333	1516126	1/9/2015	270	625.00	
979620	1516153	1/9/2015	270	600.00	
979600	1516150	1/9/2015	270	573.17	
979595	1516137	1/9/2015	270	427.00	
979617	1516160	1/9/2015	270	360.00	
979619	1516152	1/9/2015	270	320.00	
979615	1516158	1/9/2015	270	260.00	
979328	1516121	1/9/2015	270	200.00	
979670	1516210	1/9/2015	270	185.00	
979340	1516130	1/9/2015	270	163.00	
979622	1516166	1/9/2015	270	158.50	
979613	1516156	1/9/2015	270	130.00	
979329	1516122	1/9/2015	270	113.00	
979630	1516172	1/9/2015	270	104.64	
979334	1516127	1/9/2015	270	65.00	
979631	1516173	1/9/2015	270	37.02	
979654	1516196	1/9/2015	270	36.00	
979597	1516138	1/9/2015	270	10.79	
979598	1516139	1/9/2015	270	10.31	
979599	1516140	1/9/2015	270	10.29	
979671	1516211	1/9/2015	270	8.72	
979594	8005713	1/9/2015	270		373.00
979343	142700107	1/9/2015	270		3,632,509.73
979673	142700110	1/9/2015	270		1,476,875.00
979679	142700112	1/9/2015	270		306,496,230.02
979709	Back Out Journal Er	1/9/2015	270		90,380.39
980002	142700105	1/12/2015	270	16,000,000.00	
980102	1516328	1/12/2015	270	13,007,123.75	
980003	14270011206EFT A	1/12/2015	270	9,493,875.94	
980079	1516307	1/12/2015	270	435,621.33	
980098	1516326	1/12/2015	270	361,703.82	
980097	1516325	1/12/2015	270	232,432.63	
980037	1516281	1/12/2015	270	100,000.00	
980001	142700104	1/12/2015	270	90,380.39	
980028	1516266	1/12/2015	270	90,128.01	
980080	1516308	1/12/2015	270	89,159.06	
980132	1516367	1/12/2015	270	81,525.77	

Run Date: 6/30/2015
 Run Time: 5:07:57PM

Demand Account Activity

Start Date: 7/1/2014 End Date: 6/30/2015

Page: 206
 User: 0

Jnl. Entry	Ref #	Trx. Date	Ledger	Debit Amount	Credit Amount
980082	1516310	1/12/2015	270	59,127.35	
980100	1516327	1/12/2015	270	54,215.76	
980025	142700109	1/12/2015	270	52,125.00	
980078	1516306	1/12/2015	270	45,173.41	
980027	1516275	1/12/2015	270	29,874.86	
980107	1516333	1/12/2015	270	24,230.86	
980022	1516274	1/12/2015	270	22,855.43	
980004	14270011207CC All	1/12/2015	270	21,684.61	
980108	1516334	1/12/2015	270	18,522.93	
980005	14270011208IFTA C	1/12/2015	270	15,678.60	
980081	1516309	1/12/2015	270	14,895.60	
980137	1516371	1/12/2015	270	11,828.69	
980104	1516330	1/12/2015	270	8,879.13	
980099	1516329	1/12/2015	270	7,072.26	
980033	1516279	1/12/2015	270	7,052.61	
980083	1516311	1/12/2015	270	6,890.50	
980086	1516314	1/12/2015	270	6,551.60	
980036	1516269	1/12/2015	270	4,287.32	
980029	1516276	1/12/2015	270	4,114.30	
980024	1516265	1/12/2015	270	4,055.00	
980032	1516278	1/12/2015	270	4,000.00	
980052	1516291	1/12/2015	270	3,574.89	
980034	1516268	1/12/2015	270	3,300.00	
980084	1516312	1/12/2015	270	3,280.50	
980077	1516305	1/12/2015	270	2,931.48	
980085	1516313	1/12/2015	270	2,532.16	
980031	1516267	1/12/2015	270	2,500.00	
980030	1516277	1/12/2015	270	2,460.00	
980041	1516271	1/12/2015	270	2,305.00	
980096	1516324	1/12/2015	270	2,240.80	
980106	1516332	1/12/2015	270	1,640.00	
980092	1516320	1/12/2015	270	1,491.59	
980087	1516315	1/12/2015	270	1,452.00	
980120	1516364	1/12/2015	270	1,420.00	
980090	1516318	1/12/2015	270	1,386.00	
980058	1516331	1/12/2015	270	1,371.98	
980093	1516321	1/12/2015	270	1,166.68	
980054	1516292	1/12/2015	270	1,041.50	
980091	1516319	1/12/2015	270	455.29	
980089	1516317	1/12/2015	270	275.00	
980088	1516316	1/12/2015	270	200.00	
980038	1516282	1/12/2015	270	97.21	
980035	1516280	1/12/2015	270	90.34	
980094	1516322	1/12/2015	270	75.00	
980095	1516323	1/12/2015	270	75.00	
980042	1516272	1/12/2015	270	42.50	
980039	1516270	1/12/2015	270	40.00	
980043	1516273	1/12/2015	270	15.35	
979931	142700101	1/12/2015	270		6,000,000.00
979999	142700102	1/12/2015	270		6,000,000.00
980000	142700103	1/12/2015	270		6,000,000.00
980059	DFA EFT REV	1/12/2015	270		1,220.88
980130	142700110	1/12/2015	270		23,704,908.17
980394	14270011304EFT A	1/13/2015	270	33,317,259.33	
980393	142700103	1/13/2015	270	10,000,000.00	
980367	142700102	1/13/2015	270	4,000,000.00	

Run Date: 6/30/2015
Run Time: 5:07:57PM

Demand Account Activity

Start Date: 7/1/2014 End Date: 6/30/2015

Page: 207
User: 0

Jnl. Entry	Ref #	Trx. Date	Ledger	Debit Amount	Credit Amount
980462	1516447	1/13/2015	270	1,642,985.72	
980395	1516388	1/13/2015	270	290,917.19	
980489	1516459	1/13/2015	270	223,582.82	
980365	1516387	1/13/2015	270	210,000.00	
980483	1516463	1/13/2015	270	175,371.01	
980465	1516444	1/13/2015	270	156,064.93	
980397	1516390	1/13/2015	270	105,274.30	
980468	1516446	1/13/2015	270	102,355.05	
980474	1516460	1/13/2015	270	99,850.67	
980481	1516462	1/13/2015	270	81,785.03	
980473	1516461	1/13/2015	270	61,502.61	
980400	1516393	1/13/2015	270	59,171.79	
980479	1516457	1/13/2015	270	52,114.63	
980466	1516445	1/13/2015	270	43,407.16	
980413	1516406	1/13/2015	270	36,086.75	
980406	1516396	1/13/2015	270	33,153.68	
980471	1516449	1/13/2015	270	28,656.34	
980403	1516394	1/13/2015	270	24,208.72	
980469	1516450	1/13/2015	270	22,917.04	
980157	1516385	1/13/2015	270	22,474.13	
980158	1516386	1/13/2015	270	15,793.01	
980154	1516383	1/13/2015	270	14,804.64	
980493	1516468	1/13/2015	270	8,724.20	
980396	1516389	1/13/2015	270	6,500.00	
980459	1516451	1/13/2015	270	5,224.17	
980470	1516448	1/13/2015	270	4,649.86	
980410	1516405	1/13/2015	270	4,063.08	
980432	1516418	1/13/2015	270	3,695.00	
980484	1516466	1/13/2015	270	3,686.35	
980399	1516392	1/13/2015	270	3,651.99	
980442	1516424	1/13/2015	270	3,500.50	
980416	1516409	1/13/2015	270	3,356.00	
980478	1516456	1/13/2015	270	3,051.84	
980449	1516430	1/13/2015	270	2,743.36	
980485	1516458	1/13/2015	270	2,707.16	
980488	1516467	1/13/2015	270	2,679.30	
980155	1516391	1/13/2015	270	2,340.31	
980441	1516420	1/13/2015	270	1,785.00	
980415	1516408	1/13/2015	270	1,718.45	
980156	1516384	1/13/2015	270	1,644.58	
980446	1516426	1/13/2015	270	1,330.00	
980398	1516397	1/13/2015	270	1,040.00	
980448	1516428	1/13/2015	270	885.50	
980414	1516407	1/13/2015	270	812.50	
980445	1516422	1/13/2015	270	391.50	
980402	1516398	1/13/2015	270	385.00	
980475	1516454	1/13/2015	270	358.50	
980405	1516395	1/13/2015	270	336.45	
980443	1516421	1/13/2015	270	330.00	
980440	1516419	1/13/2015	270	300.00	
980476	1516464	1/13/2015	270	286.00	
980480	1516465	1/13/2015	270	282.50	
980444	1516425	1/13/2015	270	270.00	
980447	1516427	1/13/2015	270	260.00	
980472	1516452	1/13/2015	270	175.09	
980451	1516429	1/13/2015	270	160.00	

Run Date: 6/30/2015
 Run Time: 5:07:57PM

Demand Account Activity

Page: 208
 User: 0

Start Date: 7/1/2014 End Date: 6/30/2015

Jnl. Entry	Ref #	Trx. Date	Ledger	Debit Amount	Credit Amount
980437	1516423	1/13/2015	270	80.00	
980477	1516455	1/13/2015	270	35.00	
980145	142700101	1/13/2015	270		1,446,000.00
980460	8005717	1/13/2015	270		15,441.37
980438	142700105	1/13/2015	270		42,496,661.27
980490	142700108	1/13/2015	270		41,662.21
980845	14270011409EFT A	1/14/2015	270	35,242,543.00	
980843	142700108	1/14/2015	270	15,000,000.00	
980878	1516590	1/14/2015	270	11,789,269.72	
980840	142700106	1/14/2015	270	9,000,000.00	
980838	142700105	1/14/2015	270	3,181,507.00	
980880	1516577	1/14/2015	270	2,091,537.44	
980889	1516581	1/14/2015	270	1,333,190.65	
980871	14270011410NON E	1/14/2015	270	668,769.41	
980537	1516507	1/14/2015	270	290,000.00	
980875	1516579	1/14/2015	270	181,062.80	
980877	1516580	1/14/2015	270	170,949.35	
980868	1516574	1/14/2015	270	141,667.78	
980862	1516570	1/14/2015	270	132,894.08	
980885	1516578	1/14/2015	270	99,297.45	
980815	1516527	1/14/2015	270	95,384.25	
980813	1516525	1/14/2015	270	71,514.57	
980853	1516564	1/14/2015	270	51,018.68	
980824	1516532	1/14/2015	270	50,226.97	
980812	1516524	1/14/2015	270	43,719.46	
980859	1516568	1/14/2015	270	38,128.32	
980936	1516619	1/14/2015	270	34,207.93	
980893	1516582	1/14/2015	270	28,734.00	
980811	1516523	1/14/2015	270	28,418.00	
980857	1516567	1/14/2015	270	23,613.59	
980895	1516584	1/14/2015	270	23,333.50	
980532	1516502	1/14/2015	270	14,122.05	
980861	1516569	1/14/2015	270	13,677.59	
980826	1516533	1/14/2015	270	13,500.00	
980956	1516638	1/14/2015	270	10,940.00	
980894	1516583	1/14/2015	270	9,734.25	
980939	1516622	1/14/2015	270	8,960.00	
980533	1516503	1/14/2015	270	8,850.00	
980935	1516618	1/14/2015	270	8,388.00	
980814	1516526	1/14/2015	270	8,373.00	
980820	1516530	1/14/2015	270	6,415.31	
980818	1516528	1/14/2015	270	6,000.00	
980810	1516522	1/14/2015	270	5,426.00	
980855	1516559	1/14/2015	270	3,663.50	
980534	1516504	1/14/2015	270	3,225.83	
980864	1516571	1/14/2015	270	2,811.43	
980865	1516563	1/14/2015	270	2,719.65	
980856	1516566	1/14/2015	270	2,410.78	
980536	1516506	1/14/2015	270	1,889.28	
980916	1516636	1/14/2015	270	1,634.00	
980860	1516561	1/14/2015	270	1,565.00	
980908	1516589	1/14/2015	270	1,500.00	
980866	1516572	1/14/2015	270	1,472.89	
980938	1516621	1/14/2015	270	1,349.00	
980937	1516620	1/14/2015	270	1,278.00	
980869	1516575	1/14/2015	270	872.50	

Run Date: 6/30/2015
 Run Time: 5:07:57PM

Demand Account Activity

Page: 209
 User: 0

Start Date: 7/1/2014 End Date: 6/30/2015

Jnl. Entry	Ref #	Trx. Date	Ledger	Debit Amount	Credit Amount
980897	1516586	1/14/2015	270	825.00	
980809	1516521	1/14/2015	270	776.00	
980863	1516562	1/14/2015	270	730.00	
980899	1516587	1/14/2015	270	700.00	
980854	1516565	1/14/2015	270	578.93	
980535	1516505	1/14/2015	270	501.01	
980808	1516520	1/14/2015	270	500.00	
980867	1516573	1/14/2015	270	471.04	
980896	1516585	1/14/2015	270	450.00	
980822	1516531	1/14/2015	270	318.50	
980858	1516560	1/14/2015	270	310.00	
980852	1516558	1/14/2015	270	290.00	
980876	1516576	1/14/2015	270	210.00	
980905	1516588	1/14/2015	270	150.00	
980819	1516529	1/14/2015	270	60.00	
980539	1516509	1/14/2015	270	51.00	
980538	1516508	1/14/2015	270	36.13	
980540	1516510	1/14/2015	270	35.00	
980955	1516637	1/14/2015	270	4.25	
980892	8005719	1/14/2015	270		6,125.98
980825	142700101	1/14/2015	270		17,000,000.00
980827	142700102	1/14/2015	270		17,000,000.00
980829	142700103	1/14/2015	270		17,000,000.00
980830	142700104	1/14/2015	270		957,870.44
980841	142700107	1/14/2015	270		11,789,269.72
980961	Correct Journal Entr	1/14/2015	270		19,666,917.73
981051	1516729	1/15/2015	270	98,624,962.83	
981075	142700104	1/15/2015	270	12,000,000.00	
981069	14270011508EFT A	1/15/2015	270	9,128,432.23	
981076	142700105	1/15/2015	270	9,000,000.00	
980984	1516663	1/15/2015	270	1,200,000.00	
981078	142700107	1/15/2015	270	879,886.49	
981055	1516721	1/15/2015	270	750,000.00	
981409	142700113	1/15/2015	270	680,000.00	
981025	1516702	1/15/2015	270	536,077.78	
981112	1516768	1/15/2015	270	458,000.00	
981028	1516704	1/15/2015	270	403,177.07	
981027	1516703	1/15/2015	270	319,476.07	
980994	1516675	1/15/2015	270	174,552.50	
980991	1516670	1/15/2015	270	121,428.57	
981067	1516731	1/15/2015	270	108,955.67	
981102	1516737	1/15/2015	270	101,823.35	
980992	1516671	1/15/2015	270	96,156.05	
981070	14270011509CC All	1/15/2015	270	92,392.88	
981065	1516728	1/15/2015	270	73,085.07	
981101	1516736	1/15/2015	270	72,469.07	
980998	1516676	1/15/2015	270	64,497.50	
981046	1516719	1/15/2015	270	60,096.27	
980975	1516654	1/15/2015	270	47,342.28	
981099	1516735	1/15/2015	270	33,011.88	
981043	1516714	1/15/2015	270	19,505.84	
981114	1516769	1/15/2015	270	18,528.67	
981066	1516730	1/15/2015	270	17,503.59	
981077	142700106	1/15/2015	270	15,625.00	
981056	1516722	1/15/2015	270	14,867.00	
981403	1516781	1/15/2015	270	13,599.28	

Run Date: 6/30/2015
 Run Time: 5:07:57PM

Demand Account Activity

Page: 210
 User: 0

Start Date: 7/1/2014 End Date: 6/30/2015

Jnl. Entry	Ref #	Trx. Date	Ledger	Debit Amount	Credit Amount
981389	1516774	1/15/2015	270	10,500.00	
981110	1516766	1/15/2015	270	10,436.95	
981033	1516708	1/15/2015	270	10,355.21	
981071	14270011510IFTA C	1/15/2015	270	9,370.32	
981388	1516773	1/15/2015	270	9,054.55	
981387	1516772	1/15/2015	270	8,840.38	
980988	1516667	1/15/2015	270	8,781.60	
981026	1516717	1/15/2015	270	7,548.23	
981029	1516705	1/15/2015	270	6,829.41	
981030	1516706	1/15/2015	270	6,463.12	
981031	1516707	1/15/2015	270	6,040.00	
981390	1516775	1/15/2015	270	5,000.00	
981060	1516724	1/15/2015	270	4,495.00	
981401	1516780	1/15/2015	270	3,864.00	
980974	1516653	1/15/2015	270	3,579.00	
980999	1516677	1/15/2015	270	3,390.68	
980982	1516661	1/15/2015	270	3,361.08	
981036	1516710	1/15/2015	270	3,038.50	
981035	1516709	1/15/2015	270	2,876.00	
981394	1516779	1/15/2015	270	2,597.00	
981048	1516716	1/15/2015	270	2,450.05	
980983	1516662	1/15/2015	270	2,283.95	
981042	1516718	1/15/2015	270	1,877.80	
981310	1516770	1/15/2015	270	1,536.06	
981079	1516732	1/15/2015	270	1,458.94	
980980	1516659	1/15/2015	270	1,242.28	
981057	1516723	1/15/2015	270	1,180.00	
981312	1516771	1/15/2015	270	1,125.00	
981054	1516720	1/15/2015	270	936.05	
981061	1516725	1/15/2015	270	860.00	
980981	1516660	1/15/2015	270	800.00	
981038	1516712	1/15/2015	270	440.00	
981037	1516711	1/15/2015	270	393.49	
980977	1516656	1/15/2015	270	391.02	
981097	1516734	1/15/2015	270	374.73	
981045	1516715	1/15/2015	270	372.50	
980990	1516669	1/15/2015	270	362.50	
980979	1516658	1/15/2015	270	347.49	
981039	1516713	1/15/2015	270	345.00	
980976	1516655	1/15/2015	270	335.00	
981090	1516733	1/15/2015	270	303.98	
980989	1516668	1/15/2015	270	270.00	
981111	1516767	1/15/2015	270	264.32	
981062	1516726	1/15/2015	270	231.50	
980993	1516672	1/15/2015	270	169.17	
980978	1516657	1/15/2015	270	98.65	
981064	1516727	1/15/2015	270	70.00	
981105	1516765	1/15/2015	270	58.20	
981072	142700101	1/15/2015	270		40,000,000.00
981073	142700102	1/15/2015	270		40,000,000.00
981074	142700103	1/15/2015	270		40,000,000.00
981109	8005721	1/15/2015	270		2,962.09
981113	142700111	1/15/2015	270		12,986,595.34
981408	142700112	1/15/2015	270		796,000.00
981456	14270011608EFT A	1/16/2015	270	148,468,587.61	
981453	142700106	1/16/2015	270	10,000,000.00	

Run Date: 6/30/2015
 Run Time: 5:07:57PM

Demand Account Activity

Page: 211
 User: 0

Start Date: 7/1/2014 End Date: 6/30/2015

Jnl. Entry	Ref #	Trx. Date	Ledger	Debit Amount	Credit Amount
981493	1516849	1/16/2015	270	7,060,555.34	
981522	1516874	1/16/2015	270	4,805,449.45	
982063	1516924	1/16/2015	270	2,632,796.20	
981520	1516873	1/16/2015	270	1,541,141.56	
981505	1516865	1/16/2015	270	1,395,645.82	
982069	1516930	1/16/2015	270	1,124,913.75	
981518	1516872	1/16/2015	270	633,449.79	
981476	1516835	1/16/2015	270	364,007.53	
981422	1516795	1/16/2015	270	185,000.00	
982064	1516925	1/16/2015	270	140,315.45	
981487	1516837	1/16/2015	270	119,969.93	
981504	1516864	1/16/2015	270	118,541.37	
981427	1516800	1/16/2015	270	110,500.00	
981534	1516885	1/16/2015	270	96,840.75	
981474	1516829	1/16/2015	270	95,589.95	
981491	1516838	1/16/2015	270	85,030.00	
981509	1516867	1/16/2015	270	61,982.00	
981506	1516866	1/16/2015	270	57,365.51	
981486	1516846	1/16/2015	270	54,645.21	
981419	1516794	1/16/2015	270	52,087.00	
981538	1516889	1/16/2015	270	42,823.00	
981526	1516877	1/16/2015	270	42,649.62	
981455	142700107	1/16/2015	270	39,600.00	
981537	1516888	1/16/2015	270	28,042.00	
981485	1516833	1/16/2015	270	21,606.05	
981480	1516831	1/16/2015	270	18,073.63	
981525	1516876	1/16/2015	270	17,433.59	
981473	1516840	1/16/2015	270	16,541.76	
981494	1516839	1/16/2015	270	16,103.05	
981478	1516830	1/16/2015	270	14,930.05	
981479	1516843	1/16/2015	270	11,225.00	
981475	1516841	1/16/2015	270	9,788.00	
981477	1516842	1/16/2015	270	9,742.17	
981439	1516811	1/16/2015	270	9,693.75	
981484	1516832	1/16/2015	270	7,737.14	
981481	1516836	1/16/2015	270	6,031.28	
981457	14270011609CC All	1/16/2015	270	5,977.03	
981464	1516823	1/16/2015	270	5,586.00	
981433	1516806	1/16/2015	270	5,546.14	
981527	1516878	1/16/2015	270	4,437.00	
981529	1516880	1/16/2015	270	4,040.85	
981482	1516844	1/16/2015	270	3,944.14	
981483	1516845	1/16/2015	270	3,934.08	
981528	1516879	1/16/2015	270	3,893.00	
981488	1516834	1/16/2015	270	3,784.60	
981489	1516847	1/16/2015	270	3,422.39	
982066	1516927	1/16/2015	270	3,300.00	
981530	1516881	1/16/2015	270	3,096.64	
981429	1516802	1/16/2015	270	2,955.00	
981459	142700110IFTA CC	1/16/2015	270	2,893.15	
981511	1516868	1/16/2015	270	2,880.40	
981512	1516869	1/16/2015	270	2,693.86	
982070	1516931	1/16/2015	270	2,634.86	
982068	1516929	1/16/2015	270	2,603.50	
982067	1516928	1/16/2015	270	2,500.00	
982071	1516932	1/16/2015	270	1,831.42	

Run Date: 6/30/2015
 Run Time: 5:07:57PM

Demand Account Activity

Start Date: 7/1/2014 End Date: 6/30/2015

Page: 212
 User: 0

Jnl. Entry	Ref #	Trx. Date	Ledger	Debit Amount	Credit Amount
981492	1516848	1/16/2015	270	1,781.09	
981471	1516827	1/16/2015	270	1,780.00	
981535	1516886	1/16/2015	270	1,742.25	
981467	1516825	1/16/2015	270	1,452.00	
981430	1516803	1/16/2015	270	1,230.00	
981531	1516882	1/16/2015	270	673.48	
981432	1516805	1/16/2015	270	585.00	
981466	1516824	1/16/2015	270	440.00	
981533	1516884	1/16/2015	270	416.80	
981536	1516887	1/16/2015	270	370.00	
981472	1516828	1/16/2015	270	350.00	
981436	1516809	1/16/2015	270	326.00	
981428	1516801	1/16/2015	270	317.75	
981431	1516804	1/16/2015	270	200.00	
981434	1516807	1/16/2015	270	186.06	
981437	1516810	1/16/2015	270	170.00	
981469	1516826	1/16/2015	270	170.00	
981514	1516870	1/16/2015	270	153.62	
981425	1516798	1/16/2015	270	115.00	
981516	1516871	1/16/2015	270	113.86	
981532	1516883	1/16/2015	270	75.00	
981423	1516796	1/16/2015	270	65.00	
981424	1516797	1/16/2015	270	65.00	
981426	1516799	1/16/2015	270	65.00	
981524	1516875	1/16/2015	270	64.48	
981435	1516808	1/16/2015	270	47.50	
982065	1516926	1/16/2015	270	30.37	
981446	142700101	1/16/2015	270		5,000,000.00
981448	142700102	1/16/2015	270		5,000,000.00
981449	142700103	1/16/2015	270		5,000,000.00
981450	142700104	1/16/2015	270		1,300,000.00
981452	142700105	1/16/2015	270		2,632,796.20
981560	8005722	1/16/2015	270		20,220.00
982052	142700111	1/16/2015	270		159,005,425.93
982451	14270012004EFTAI	1/20/2015	270	69,673,717.64	
982115	142700104	1/20/2015	270	20,000,000.00	
982448	142700102	1/20/2015	270	12,000,000.00	
982496	1517039	1/20/2015	270	6,317,268.76	
982470	1517013	1/20/2015	270	560,961.65	
982466	1517009	1/20/2015	270	505,255.07	
982471	1517014	1/20/2015	270	458,690.24	
982512	1517045	1/20/2015	270	397,259.58	
982449	142700103	1/20/2015	270	360,125.00	
982096	1516953	1/20/2015	270	358,656.86	
982126	1516975	1/20/2015	270	154,901.70	
982472	1517015	1/20/2015	270	153,445.28	
982473	1517016	1/20/2015	270	142,984.52	
982125	1516974	1/20/2015	270	141,907.74	
982474	1517017	1/20/2015	270	128,211.35	
982467	1517010	1/20/2015	270	120,705.11	
982123	1516973	1/20/2015	270	111,000.00	
982498	1517041	1/20/2015	270	93,461.06	
982132	1517018	1/20/2015	270	64,463.10	
982476	1517019	1/20/2015	270	62,410.68	
982120	1516970	1/20/2015	270	52,156.18	
982122	1516972	1/20/2015	270	31,536.31	

Run Date: 6/30/2015
 Run Time: 5:07:57PM

Demand Account Activity

Start Date: 7/1/2014 End Date: 6/30/2015

Page: 213
 User: 0

Jnl. Entry	Ref #	Trx. Date	Ledger	Debit Amount	Credit Amount
982103	1516960	1/20/2015	270	31,047.98	
982094	1516951	1/20/2015	270	27,305.49	
982095	1516952	1/20/2015	270	25,465.53	
982497	1517040	1/20/2015	270	22,413.58	
982457	1517003	1/20/2015	270	18,742.35	
982453	14270012005AIRS	1/20/2015	270	16,708.14	
982093	1516950	1/20/2015	270	15,379.98	
982127	1516976	1/20/2015	270	12,500.00	
982121	1516971	1/20/2015	270	12,179.16	
982119	1516969	1/20/2015	270	11,710.00	
982477	1517020	1/20/2015	270	11,276.45	
982131	1516977	1/20/2015	270	9,010.11	
982101	1516958	1/20/2015	270	8,950.00	
982102	1516959	1/20/2015	270	7,780.00	
982516	1517047	1/20/2015	270	6,848.14	
982468	1517011	1/20/2015	270	6,102.42	
982133	1516978	1/20/2015	270	5,990.50	
982495	1517038	1/20/2015	270	5,760.09	
982493	1517036	1/20/2015	270	5,485.54	
982487	1517030	1/20/2015	270	4,878.50	
982454	14270012006Airs D	1/20/2015	270	4,460.71	
982499	1517042	1/20/2015	270	4,144.64	
982494	1517037	1/20/2015	270	4,047.00	
982528	1517078	1/20/2015	270	3,769.97	
982478	1517021	1/20/2015	270	3,274.00	
982515	1517046	1/20/2015	270	3,150.33	
982479	1517022	1/20/2015	270	2,053.07	
982500	1517043	1/20/2015	270	1,930.80	
982456	1517002	1/20/2015	270	1,913.85	
982480	1517023	1/20/2015	270	1,852.40	
982469	1517012	1/20/2015	270	1,533.49	
982489	1517032	1/20/2015	270	1,210.00	
982111	1516981	1/20/2015	270	848.50	
982099	1516956	1/20/2015	270	572.70	
982097	1516954	1/20/2015	270	490.00	
982491	1517034	1/20/2015	270	428.00	
982481	1517024	1/20/2015	270	424.00	
982488	1517031	1/20/2015	270	390.00	
982507	1517044	1/20/2015	270	384.75	
982128	1516982	1/20/2015	270	370.00	
982100	1516957	1/20/2015	270	330.49	
982490	1517033	1/20/2015	270	230.00	
982455	1517001	1/20/2015	270	227.50	
982492	1517035	1/20/2015	270	50.00	
982130	1516983	1/20/2015	270	46.75	
982134	1516984	1/20/2015	270	28.34	
982482	1517025	1/20/2015	270	24.00	
982098	1516955	1/20/2015	270	20.36	
982483	1517026	1/20/2015	270	16.00	
982484	1517027	1/20/2015	270	16.00	
982485	1517028	1/20/2015	270	12.00	
982486	1517029	1/20/2015	270	8.00	
982112	142700101	1/20/2015	270		32,000,000.00
982113	142700102	1/20/2015	270		32,000,000.00
982114	142700103	1/20/2015	270		32,000,000.00
982514	EFT REV 1/20/15	1/20/2015	270		4,992.31

Run Date: 6/30/2015
 Run Time: 5:07:57PM

Demand Account Activity

Start Date: 7/1/2014 End Date: 6/30/2015

Page: 214
 User: 0

Jnl. Entry	Ref #	Trx. Date	Ledger	Debit Amount	Credit Amount
982137	142700101	1/20/2015	270		1,078,000.00
982529	142700105	1/20/2015	270		18,165,148.31
982596	14200102	1/21/2015	270	107,301,000.00	
982599	14270012105 Airs	1/21/2015	270	97,744,718.36	
983052	1517118	1/21/2015	270	17,165,810.40	
982598	142700104	1/21/2015	270	14,000,000.00	
983051	1517117	1/21/2015	270	3,644,178.00	
983105	1517196	1/21/2015	270	2,145,033.52	
983170	1517219	1/21/2015	270	2,118,163.91	
983132	1517198	1/21/2015	270	1,049,061.21	
983160	1517222	1/21/2015	270	865,000.00	
983175	1517220	1/21/2015	270	280,000.00	
983178	1517221	1/21/2015	270	196,296.61	
983092	1517156	1/21/2015	270	187,305.26	
983125	1517197	1/21/2015	270	158,661.91	
983166	1517216	1/21/2015	270	128,591.00	
983091	1517149	1/21/2015	270	83,616.84	
983057	1517122	1/21/2015	270	79,741.56	
983063	1517128	1/21/2015	270	74,453.84	
983050	1517116	1/21/2015	270	55,277.00	
983108	1517172	1/21/2015	270	54,777.81	
983059	1517124	1/21/2015	270	52,733.60	
983060	1517125	1/21/2015	270	44,950.00	
982603	1517100	1/21/2015	270	43,978.80	
982595	1517099	1/21/2015	270	38,944.20	
983056	1517169	1/21/2015	270	37,794.58	
983106	1517170	1/21/2015	270	26,742.30	
983064	1517129	1/21/2015	270	21,643.44	
983065	1517130	1/21/2015	270	17,952.79	
983061	1517126	1/21/2015	270	14,794.62	
983066	1517131	1/21/2015	270	13,690.39	
983077	1517143	1/21/2015	270	12,658.96	
982605	14270012106 Airs	1/21/2015	270	11,424.23	
983131	1517195	1/21/2015	270	10,727.28	
983067	1517132	1/21/2015	270	9,727.34	
983093	1517157	1/21/2015	270	8,394.14	
982607	1517104	1/21/2015	270	7,475.00	
983068	1517133	1/21/2015	270	6,521.32	
983062	1517127	1/21/2015	270	6,368.81	
983137	1517201	1/21/2015	270	6,177.50	
983124	1517189	1/21/2015	270	5,784.52	
982609	14270012107 Airs	1/21/2015	270	5,463.67	
983122	1517188	1/21/2015	270	4,575.20	
983130	1517194	1/21/2015	270	4,239.97	
983109	1517173	1/21/2015	270	3,721.38	
983118	1517187	1/21/2015	270	3,663.50	
983069	1517134	1/21/2015	270	3,452.58	
983110	1517174	1/21/2015	270	3,312.00	
983112	1517175	1/21/2015	270	3,081.53	
983094	1517158	1/21/2015	270	3,058.85	
983111	1517183	1/21/2015	270	2,580.20	
983107	1517171	1/21/2015	270	2,261.23	
982606	1517103	1/21/2015	270	2,002.00	
983046	1517112	1/21/2015	270	1,727.00	
983115	1517185	1/21/2015	270	1,715.00	
983071	1517137	1/21/2015	270	1,636.80	

Run Date: 6/30/2015
 Run Time: 5:07:57PM

Demand Account Activity

Page: 215
 User: 0

Start Date: 7/1/2014 End Date: 6/30/2015

Jnl. Entry	Ref #	Trx. Date	Ledger	Debit Amount	Credit Amount
982594	1517200	1/21/2015	270	1,633.00	
983140	1517199	1/21/2015	270	1,417.25	
983072	1517138	1/21/2015	270	1,173.12	
982613	1517182	1/21/2015	270	1,081.08	
983073	1517139	1/21/2015	270	1,000.00	
983114	1517176	1/21/2015	270	900.00	
983047	1517113	1/21/2015	270	849.50	
983058	1517123	1/21/2015	270	585.58	
983095	1517159	1/21/2015	270	565.00	
983049	1517115	1/21/2015	270	560.00	
983127	1517191	1/21/2015	270	505.00	
983113	1517184	1/21/2015	270	340.00	
982602	1517101	1/21/2015	270	305.00	
983116	1517177	1/21/2015	270	302.50	
983117	1517186	1/21/2015	270	290.00	
983048	1517114	1/21/2015	270	275.00	
983119	1517178	1/21/2015	270	200.00	
983045	1517111	1/21/2015	270	178.50	
983074	1517140	1/21/2015	270	171.07	
983129	1517193	1/21/2015	270	120.23	
983126	1517190	1/21/2015	270	100.00	
983043	1517110	1/21/2015	270	95.00	
983075	1517141	1/21/2015	270	83.48	
982604	1517102	1/21/2015	270	65.00	
983120	1517179	1/21/2015	270	59.48	
983128	1517192	1/21/2015	270	54.31	
983076	1517142	1/21/2015	270	3.40	
982583	142700101	1/21/2015	270		67,000,000.00
982600	142700102	1/21/2015	270		67,000,000.00
982601	142700103	1/21/2015	270		67,000,000.00
983086	EFT REV 1/21/15	1/21/2015	270		37,210.14
983164	14270012007 Warre	1/21/2015	270		42,134,393.75
982593	142700101	1/21/2015	270		2,118,163.91
982597	142700103	1/21/2015	270		2,152,000.00
983244	14270012205 Airs T	1/22/2015	270	98,450,205.93	
983288	1517323	1/22/2015	270	60,168,582.58	
983243	14270012204	1/22/2015	270	25,189,131.94	
983314	14270012208	1/22/2015	270	15,000,000.00	
983237	14240012203	1/22/2015	270	11,000,000.00	
983236	14240012202	1/22/2015	270	7,669,227.00	
983296	1517295	1/22/2015	270	1,088,843.91	
983225	1517247	1/22/2015	270	500,000.00	
983231	1517253	1/22/2015	270	406,887.30	
984379	1517346	1/22/2015	270	324,489.66	
983328	1517324	1/22/2015	270	241,176.24	
983330	1517325	1/22/2015	270	230,087.73	
984377	1517342	1/22/2015	270	217,257.74	
984386	1517350	1/22/2015	270	181,562.00	
983332	1517326	1/22/2015	270	117,688.22	
983304	1517303	1/22/2015	270	80,657.65	
984378	1517343	1/22/2015	270	77,242.56	
983335	1517329	1/22/2015	270	72,709.49	
983306	1517304	1/22/2015	270	68,123.43	
983336	1517330	1/22/2015	270	46,832.09	
983307	1517305	1/22/2015	270	39,706.89	
983341	1517341	1/22/2015	270	39,444.64	

Run Date: 6/30/2015
 Run Time: 5:07:57PM

Demand Account Activity

Page: 216
 User: 0

Start Date: 7/1/2014 End Date: 6/30/2015

Jnl. Entry	Ref #	Trx. Date	Ledger	Debit Amount	Credit Amount
983221	1517243	1/22/2015	270	39,261.32	
983308	1517306	1/22/2015	270	34,085.05	
983238	1517257	1/22/2015	270	31,781.39	
983309	1517307	1/22/2015	270	28,784.80	
983230	1517252	1/22/2015	270	22,327.11	
983247	14270012206 Airs T	1/22/2015	270	17,494.15	
983232	1517254	1/22/2015	270	12,529.63	
983325	1517321	1/22/2015	270	11,427.25	
983229	1517251	1/22/2015	270	9,461.48	
983310	1517308	1/22/2015	270	9,320.65	
983228	1517250	1/22/2015	270	9,000.00	
983227	1517249	1/22/2015	270	8,969.88	
983219	1517241	1/22/2015	270	8,500.00	
983311	1517309	1/22/2015	270	8,337.58	
983312	1517310	1/22/2015	270	8,223.60	
984382	1517347	1/22/2015	270	6,658.48	
983290	1517289	1/22/2015	270	3,663.50	
983333	1517327	1/22/2015	270	3,255.15	
983313	1517311	1/22/2015	270	2,767.00	
983234	1517256	1/22/2015	270	2,380.00	
983316	1517312	1/22/2015	270	2,089.54	
983218	1517240	1/22/2015	270	2,040.50	
983200	1517224	1/22/2015	270	1,664.35	
983292	1517291	1/22/2015	270	1,590.00	
983226	1517248	1/22/2015	270	1,500.00	
984384	1517348	1/22/2015	270	1,302.72	
983324	1517320	1/22/2015	270	1,278.00	
983317	1517313	1/22/2015	270	1,192.57	
983240	1517259	1/22/2015	270	1,109.42	
983318	1517314	1/22/2015	270	1,082.58	
983250	14270012207 Airs D	1/22/2015	270	1,005.92	
983334	1517328	1/22/2015	270	872.50	
983220	1517242	1/22/2015	270	800.00	
983241	1517260	1/22/2015	270	782.00	
983323	1517319	1/22/2015	270	752.00	
983217	1517239	1/22/2015	270	600.00	
983239	1517258	1/22/2015	270	470.72	
983294	1517293	1/22/2015	270	448.50	
983319	1517315	1/22/2015	270	325.00	
983293	1517292	1/22/2015	270	300.00	
983291	1517290	1/22/2015	270	290.00	
983320	1517316	1/22/2015	270	244.71	
983222	1517244	1/22/2015	270	217.07	
983321	1517317	1/22/2015	270	173.67	
983327	1517322	1/22/2015	270	105.80	
983295	1517294	1/22/2015	270	50.00	
983322	1517318	1/22/2015	270	50.00	
983254	1517287	1/22/2015	270	11.99	
983289	1517288	1/22/2015	270	8.50	
983245	142700101	1/22/2015	270		62,000,000.00
983246	142700102	1/22/2015	270		62,000,000.00
983248	142700103	1/22/2015	270		62,000,000.00
983235	14270012201	1/22/2015	270		19,247,858.00
983315	14270102209	1/22/2015	270		15,158,790.63
984523	142700101	1/23/2015	270	72,000,000.00	
984553	142700102	1/23/2015	270	72,000,000.00	

Run Date: 6/30/2015
 Run Time: 5:07:57PM

Demand Account Activity

Page: 217
 User: 0

Start Date: 7/1/2014 End Date: 6/30/2015

Jnl. Entry	Ref #	Trx. Date	Ledger	Debit Amount	Credit Amount
984554	142700103	1/23/2015	270	72,000,000.00	
984551	14270012305Airs ta	1/23/2015	270	19,201,368.98	
984562	14270012309 Trans	1/23/2015	270	16,000,000.00	
984564	14270012310	1/23/2015	270	10,075,650.00	
984561	14270012308 Trans	1/23/2015	270	7,000,000.00	
984668	1517483	1/23/2015	270	1,545,054.79	
984622	1517442	1/23/2015	270	717,131.89	
984585	1517407	1/23/2015	270	315,796.00	
984619	1517439	1/23/2015	270	268,563.92	
984586	1517408	1/23/2015	270	256,104.28	
984584	1517406	1/23/2015	270	249,342.50	
984587	1517409	1/23/2015	270	225,037.76	
984665	1517482	1/23/2015	270	221,171.73	
984545	1517381	1/23/2015	270	183,512.50	
984546	1517382	1/23/2015	270	69,622.50	
984664	1517481	1/23/2015	270	68,907.17	
984552	14270012306 Airs T	1/23/2015	270	64,795.16	
984645	1517506	1/23/2015	270	64,657.35	
984516	1517440	1/23/2015	270	57,641.59	
984605	1517427	1/23/2015	270	47,315.47	
984588	1517410	1/23/2015	270	42,574.62	
984661	1517478	1/23/2015	270	34,393.77	
984659	1517477	1/23/2015	270	29,832.78	
984663	1517480	1/23/2015	270	25,583.37	
984592	1517414	1/23/2015	270	18,482.69	
984589	1517411	1/23/2015	270	17,607.00	
984593	1517415	1/23/2015	270	16,662.93	
984610	1517432	1/23/2015	270	14,141.00	
984599	1517421	1/23/2015	270	10,279.68	
984607	1517429	1/23/2015	270	9,694.88	
984623	1517443	1/23/2015	270	9,584.15	
984590	1517412	1/23/2015	270	8,476.67	
984600	1517422	1/23/2015	270	7,998.79	
984658	1517476	1/23/2015	270	7,328.88	
985110	1517507	1/23/2015	270	6,320.00	
984603	1517425	1/23/2015	270	6,243.31	
985116	1517509	1/23/2015	270	6,031.27	
984662	1517479	1/23/2015	270	5,536.50	
984528	1517366	1/23/2015	270	5,116.68	
984591	1517413	1/23/2015	270	4,938.72	
984579	1517402	1/23/2015	270	4,670.00	
984618	1517438	1/23/2015	270	3,950.00	
984601	1517423	1/23/2015	270	3,708.68	
984559	14270012307 Airs D	1/23/2015	270	3,327.27	
984604	1517426	1/23/2015	270	3,098.25	
984602	1517424	1/23/2015	270	2,911.14	
984535	1517373	1/23/2015	270	2,688.00	
984606	1517428	1/23/2015	270	2,257.92	
984621	1517441	1/23/2015	270	2,003.15	
985104	1517499	1/23/2015	270	1,840.00	
984657	1517475	1/23/2015	270	1,781.25	
984536	1517374	1/23/2015	270	1,305.00	
984611	1517433	1/23/2015	270	1,140.00	
984531	1517369	1/23/2015	270	1,110.00	
984527	1517365	1/23/2015	270	1,000.00	
984656	1517474	1/23/2015	270	977.72	

Run Date: 6/30/2015
 Run Time: 5:07:57PM

Demand Account Activity

Start Date: 7/1/2014 End Date: 6/30/2015

Page: 218
 User: 0

Jnl. Entry	Ref #	Trx. Date	Ledger	Debit Amount	Credit Amount
984581	1517403	1/23/2015	270	880.00	
984582	1517404	1/23/2015	270	879.00	
984537	1517375	1/23/2015	270	850.00	
984525	1517364	1/23/2015	270	810.00	
984533	1517371	1/23/2015	270	750.00	
984608	1517430	1/23/2015	270	675.00	
984532	1517370	1/23/2015	270	555.00	
984547	1517383	1/23/2015	270	542.81	
984530	1517368	1/23/2015	270	540.00	
984609	1517431	1/23/2015	270	507.50	
984529	1517367	1/23/2015	270	200.00	
985109	1517501	1/23/2015	270	175.00	
985114	1517508	1/23/2015	270	160.58	
984534	1517372	1/23/2015	270	145.50	
984583	1517405	1/23/2015	270	140.00	
985112	1517503	1/23/2015	270	137.50	
984653	1517473	1/23/2015	270	103.76	
985111	1517502	1/23/2015	270	70.00	
985115	1517505	1/23/2015	270	70.00	
985113	1517504	1/23/2015	270	46.75	
985107	1517500	1/23/2015	270	20.00	
985088	1517484	1/23/2015	270	6.50	
984597	142700105	1/23/2015	270		90,395.74
984616	DFA EFT REV	1/23/2015	270		22,251.60
984565	14270012311 Warre	1/23/2015	270		274,649,684.65
985137	14270012608	1/26/2015	270	26,000,000.00	
985148	14270012605 Airs T	1/26/2015	270	16,930,965.39	
985514	1517594	1/26/2015	270	1,708,267.63	
985518	1517595	1/26/2015	270	919,631.29	
985191	1517551	1/26/2015	270	496,090.91	
985521	1517596	1/26/2015	270	489,376.08	
985181	1517541	1/26/2015	270	418,486.27	
985182	1517542	1/26/2015	270	365,291.36	
985522	1517597	1/26/2015	270	338,954.39	
985523	1517598	1/26/2015	270	329,280.22	
985561	1517639	1/26/2015	270	322,514.73	
985560	1517638	1/26/2015	270	280,000.00	
985196	1517555	1/26/2015	270	210,420.15	
985183	1517543	1/26/2015	270	183,046.16	
985525	1517599	1/26/2015	270	162,053.97	
985184	1517544	1/26/2015	270	157,307.21	
985528	1517601	1/26/2015	270	148,239.00	
985185	1517545	1/26/2015	270	117,114.16	
985128	1517512	1/26/2015	270	97,665.00	
985186	1517546	1/26/2015	270	87,275.00	
985187	1517547	1/26/2015	270	83,029.19	
985188	1517548	1/26/2015	270	78,839.27	
985501	1517583	1/26/2015	270	64,169.98	
985558	1517636	1/26/2015	270	57,964.75	
985133	142700101	1/26/2015	270	47,500.00	
985189	1517549	1/26/2015	270	44,414.59	
985502	1517584	1/26/2015	270	40,165.00	
985198	1517602	1/26/2015	270	37,636.93	
985193	1517552	1/26/2015	270	35,077.66	
985190	1517550	1/26/2015	270	34,906.28	
985131	1517516	1/26/2015	270	31,889.05	

Run Date: 6/30/2015
 Run Time: 5:07:57PM

Demand Account Activity

Page: 219
 User: 0

Start Date: 7/1/2014 End Date: 6/30/2015

Jnl. Entry	Ref #	Trx. Date	Ledger	Debit Amount	Credit Amount
985492	1517574	1/26/2015	270	28,510.42	
985503	1517585	1/26/2015	270	24,918.83	
985504	1517586	1/26/2015	270	24,282.36	
985511	1517593	1/26/2015	270	19,835.03	
985154	1517517	1/26/2015	270	18,900.00	
985194	1517553	1/26/2015	270	17,047.93	
985155	1517518	1/26/2015	270	16,465.94	
985505	1517587	1/26/2015	270	15,902.85	
985506	1517588	1/26/2015	270	14,932.84	
985156	1517519	1/26/2015	270	14,655.20	
985507	1517589	1/26/2015	270	14,505.66	
985509	1517591	1/26/2015	270	13,004.13	
985157	1517520	1/26/2015	270	12,805.50	
985149	14270012606 Airs T	1/26/2015	270	12,381.18	
985158	1517521	1/26/2015	270	12,344.61	
985512	1517603	1/26/2015	270	12,302.72	
985557	1517635	1/26/2015	270	9,996.58	
985170	1517533	1/26/2015	270	9,703.88	
985173	1517534	1/26/2015	270	9,296.33	
985174	1517535	1/26/2015	270	7,534.49	
985175	1517536	1/26/2015	270	7,349.27	
985176	1517537	1/26/2015	270	7,194.62	
985150	14270012607 Airs D	1/26/2015	270	6,979.82	
985562	1517640	1/26/2015	270	6,938.31	
985508	1517590	1/26/2015	270	6,899.17	
985520	1517609	1/26/2015	270	5,436.00	
985177	1517538	1/26/2015	270	5,270.87	
985178	1517539	1/26/2015	270	4,697.06	
985180	1517540	1/26/2015	270	4,207.39	
985535	1517621	1/26/2015	270	4,050.00	
985159	1517522	1/26/2015	270	3,845.14	
985559	1517637	1/26/2015	270	3,526.50	
985510	1517592	1/26/2015	270	3,240.00	
985160	1517523	1/26/2015	270	3,226.97	
985161	1517524	1/26/2015	270	2,565.84	
985537	1517620	1/26/2015	270	2,288.78	
985527	1517611	1/26/2015	270	1,970.00	
985516	1517606	1/26/2015	270	1,879.00	
985162	1517525	1/26/2015	270	1,641.57	
985494	1517576	1/26/2015	270	1,432.00	
985163	1517526	1/26/2015	270	1,417.95	
985164	1517527	1/26/2015	270	1,394.25	
985165	1517528	1/26/2015	270	1,391.67	
985127	1517511	1/26/2015	270	1,082.56	
985517	1517607	1/26/2015	270	983.50	
985493	1517575	1/26/2015	270	790.00	
985536	1517619	1/26/2015	270	607.08	
985524	1517610	1/26/2015	270	440.00	
985166	1517529	1/26/2015	270	435.00	
985513	1517604	1/26/2015	270	383.12	
985515	1517605	1/26/2015	270	370.00	
985534	1517618	1/26/2015	270	312.28	
985563	1517641	1/26/2015	270	140.00	
985533	1517617	1/26/2015	270	137.50	
985519	1517608	1/26/2015	270	110.00	
985195	1517554	1/26/2015	270	97.32	

Run Date: 6/30/2015
 Run Time: 5:07:57PM

Demand Account Activity

Start Date: 7/1/2014 End Date: 6/30/2015

Page: 220
 User: 0

Jnl. Entry	Ref #	Trx. Date	Ledger	Debit Amount	Credit Amount
985526	1517600	1/26/2015	270	85.00	
985529	1517615	1/26/2015	270	12.00	
985532	1517616	1/26/2015	270	12.00	
985138	14270012609 Aim	1/26/2015	270		9,000,000.00
985139	14270012610 Feder	1/26/2015	270		9,000,000.00
985140	14270012611 Nator	1/26/2015	270		9,000,000.00
985135	DFA EFT REV 1/26/	1/26/2015	270		100,799.46
985179	14300012611 Fed/D	1/26/2015	270		23,344,360.91
985857	142700103	1/27/2015	270	84,000,000.00	
985859	142700104	1/27/2015	270	84,000,000.00	
985861	142700105	1/27/2015	270	84,000,000.00	
985894	142700109	1/27/2015	270	36,000,000.00	
985863	142700106EFT AIR!	1/27/2015	270	30,961,784.16	
985856	142700102	1/27/2015	270	13,000,000.00	
985864	1517651	1/27/2015	270	2,347,767.76	
985929	1517701	1/27/2015	270	1,175,946.79	
986024	1517778	1/27/2015	270	1,040,615.25	
985867	1517653	1/27/2015	270	1,000,000.00	
985868	1517654	1/27/2015	270	544,717.16	
985877	1517661	1/27/2015	270	220,710.87	
985570	1517647	1/27/2015	270	211,528.82	
985871	1517655	1/27/2015	270	197,496.94	
985931	1517702	1/27/2015	270	169,772.91	
985862	1517650	1/27/2015	270	163,060.00	
985981	1517742	1/27/2015	270	121,925.05	
986025	1517779	1/27/2015	270	112,232.50	
985989	1517750	1/27/2015	270	90,506.36	
985876	1517660	1/27/2015	270	86,671.64	
985932	1517703	1/27/2015	270	83,360.36	
985979	1517740	1/27/2015	270	58,965.00	
985928	1517700	1/27/2015	270	55,094.20	
986026	1517780	1/27/2015	270	39,937.50	
985884	1517668	1/27/2015	270	29,274.72	
985874	1517658	1/27/2015	270	25,579.95	
985860	1517649	1/27/2015	270	23,331.32	
985878	1517662	1/27/2015	270	20,222.00	
985865	142700107CC AIRS	1/27/2015	270	17,148.10	
986028	1517782	1/27/2015	270	13,861.30	
985875	1517659	1/27/2015	270	11,743.09	
985872	1517656	1/27/2015	270	10,779.00	
985919	1517691	1/27/2015	270	9,900.00	
985858	1517648	1/27/2015	270	9,338.25	
985885	1517669	1/27/2015	270	8,573.89	
985880	1517664	1/27/2015	270	7,651.12	
986029	1517783	1/27/2015	270	6,749.11	
986022	1517777	1/27/2015	270	5,519.90	
985879	1517663	1/27/2015	270	5,426.00	
985933	1517704	1/27/2015	270	3,466.46	
985934	1517705	1/27/2015	270	3,286.79	
985869	142700108AIFTACC	1/27/2015	270	3,124.44	
985913	1517685	1/27/2015	270	3,037.50	
985990	1517751	1/27/2015	270	2,586.00	
985881	1517665	1/27/2015	270	2,429.19	
985982	1517743	1/27/2015	270	2,392.00	
985866	1517652	1/27/2015	270	1,943.17	
986027	1517781	1/27/2015	270	1,883.04	

Run Date: 6/30/2015
 Run Time: 5:07:57PM

Demand Account Activity

Start Date: 7/1/2014 End Date: 6/30/2015

Page: 221
 User: 0

Jnl. Entry	Ref #	Trx. Date	Ledger	Debit Amount	Credit Amount
985915	1517687	1/27/2015	270	1,575.00	
985983	1517744	1/27/2015	270	1,529.86	
985873	1517657	1/27/2015	270	1,320.00	
985980	1517741	1/27/2015	270	1,080.16	
985988	1517749	1/27/2015	270	942.50	
985882	1517666	1/27/2015	270	776.00	
985917	1517689	1/27/2015	270	455.50	
985920	1517692	1/27/2015	270	371.00	
985916	1517688	1/27/2015	270	300.00	
985996	1517776	1/27/2015	270	265.00	
985914	1517686	1/27/2015	270	250.00	
985883	1517667	1/27/2015	270	189.84	
985984	1517745	1/27/2015	270	110.00	
985985	1517746	1/27/2015	270	83.00	
985918	1517690	1/27/2015	270	50.00	
985935	1517706	1/27/2015	270	44.41	
985936	1517707	1/27/2015	270	34.78	
985986	1517747	1/27/2015	270	20.00	
985987	1517748	1/27/2015	270	8.00	
985572	142700101	1/27/2015	270		109,890,000.00
985967	DFA EFT REV	1/27/2015	270		151,834.64
985998	142700113	1/27/2015	270		228,548,208.88
986385	14270012805 Airs T	1/28/2015	270	39,495,765.41	
986059	14270012811	1/28/2015	270	25,000,000.00	
986056	14270012808 Feder	1/28/2015	270	20,000,000.00	
986057	14270012809 Nator	1/28/2015	270	20,000,000.00	
986058	14270012810 Aim	1/28/2015	270	20,000,000.00	
986473	1517903	1/28/2015	270	11,312,760.88	
986435	1517858	1/28/2015	270	1,307,429.40	
986412	1517849	1/28/2015	270	858,744.24	
986470	1517900	1/28/2015	270	554,748.55	
986499	1517922	1/28/2015	270	394,483.51	
986357	1517850	1/28/2015	270	394,051.20	
986437	1517860	1/28/2015	270	206,373.67	
986045	1517804	1/28/2015	270	169,541.93	
986460	1517893	1/28/2015	270	134,865.45	
986471	1517901	1/28/2015	270	71,049.04	
986352	1517805	1/28/2015	270	42,850.00	
986445	1517868	1/28/2015	270	38,135.70	
986441	1517864	1/28/2015	270	34,043.76	
986442	1517865	1/28/2015	270	31,840.20	
986443	1517866	1/28/2015	270	31,332.06	
986444	1517867	1/28/2015	270	27,583.85	
986438	1517861	1/28/2015	270	22,580.73	
986419	1517851	1/28/2015	270	18,310.60	
986448	1517871	1/28/2015	270	17,848.36	
986386	14270012806 Airs T	1/28/2015	270	16,590.79	
986417	1517852	1/28/2015	270	14,654.47	
986436	1517859	1/28/2015	270	14,339.00	
986490	1517914	1/28/2015	270	11,605.30	
986420	1517853	1/28/2015	270	11,384.39	
986418	1517854	1/28/2015	270	8,881.00	
986469	1517899	1/28/2015	270	8,082.83	
986439	1517862	1/28/2015	270	7,868.00	
986440	1517863	1/28/2015	270	6,000.00	
986432	1517855	1/28/2015	270	5,504.60	

Run Date: 6/30/2015
 Run Time: 5:07:57PM

Demand Account Activity

Start Date: 7/1/2014 End Date: 6/30/2015

Page: 222
 User: 0

Jnl. Entry	Ref #	Trx. Date	Ledger	Debit Amount	Credit Amount
986433	1517856	1/28/2015	270	5,267.18	
986447	1517870	1/28/2015	270	4,990.73	
986410	1517846	1/28/2015	270	4,646.39	
986434	1517857	1/28/2015	270	4,502.48	
986413	1517847	1/28/2015	270	3,884.47	
986497	1517921	1/28/2015	270	3,716.00	
986449	1517872	1/28/2015	270	2,974.50	
986458	1517891	1/28/2015	270	2,912.55	
986446	1517869	1/28/2015	270	2,911.13	
986054	1517803	1/28/2015	270	2,879.00	
986453	1517876	1/28/2015	270	2,857.50	
986414	1517848	1/28/2015	270	2,515.44	
986387	14270012807 Airs D	1/28/2015	270	2,462.76	
986371	1517811	1/28/2015	270	2,285.00	
986496	1517920	1/28/2015	270	2,079.68	
986451	1517874	1/28/2015	270	1,545.00	
986474	1517904	1/28/2015	270	1,434.10	
986459	1517892	1/28/2015	270	1,042.50	
986372	1517812	1/28/2015	270	850.00	
986048	1517797	1/28/2015	270	660.00	
986053	1517802	1/28/2015	270	660.00	
986052	1517801	1/28/2015	270	610.00	
986370	1517810	1/28/2015	270	405.00	
986049	1517798	1/28/2015	270	400.00	
986454	1517887	1/28/2015	270	395.00	
986452	1517875	1/28/2015	270	300.00	
986472	1517902	1/28/2015	270	279.02	
986051	1517800	1/28/2015	270	250.00	
986450	1517873	1/28/2015	270	230.00	
986481	1517918	1/28/2015	270	170.00	
986367	1517808	1/28/2015	270	106.25	
986402	1517845	1/28/2015	270	93.45	
986495	1517919	1/28/2015	270	70.00	
986368	1517809	1/28/2015	270	66.80	
986455	1517888	1/28/2015	270	60.00	
986047	1517796	1/28/2015	270	34.88	
986050	1517799	1/28/2015	270	8.50	
986488	1517913	1/28/2015	270	7.38	
986374	8005735	1/28/2015	270		17,074.12
986389	14270012802 CDTR	1/28/2015	270		1,003,000.00
986390	14270012803 Warre	1/28/2015	270		11,312,760.88
986392	14270012808FNBB	1/28/2015	270		99,808,638.90
986393	14270012812 FedAI	1/28/2015	270		28,922,567.20
986993	1518017	1/29/2015	270	96,842,542.01	
986882	14270012901	1/29/2015	270	11,000,000.00	
986885	14270012902	1/29/2015	270	11,000,000.00	
987024	1518049	1/29/2015	270	4,704,191.56	
986947	14270012905 Airs T	1/29/2015	270	4,471,443.06	
987036	14270012913 Matur	1/29/2015	270	747,592.00	
987026	1518051	1/29/2015	270	455,720.00	
986919	1517957	1/29/2015	270	365,083.43	
986998	1518018	1/29/2015	270	313,795.82	
986918	1517956	1/29/2015	270	288,115.99	
986917	1517955	1/29/2015	270	280,150.23	
986915	1517954	1/29/2015	270	268,678.94	
986914	1517953	1/29/2015	270	249,750.00	

Run Date: 6/30/2015
 Run Time: 5:07:57PM

Demand Account Activity

Page: 223
 User: 0

Start Date: 7/1/2014 End Date: 6/30/2015

Jnl. Entry	Ref #	Trx. Date	Ledger	Debit Amount	Credit Amount
986991	1518016	1/29/2015	270	234,718.74	
986973	1518000	1/29/2015	270	178,629.50	
987053	1518072	1/29/2015	270	127,888.58	
986974	1518001	1/29/2015	270	123,605.00	
986999	1518019	1/29/2015	270	105,938.41	
987003	1518023	1/29/2015	270	104,093.25	
986897	1517938	1/29/2015	270	87,222.00	
987007	1518027	1/29/2015	270	77,621.90	
986913	1517952	1/29/2015	270	67,516.84	
986912	1517951	1/29/2015	270	63,688.63	
986907	1517950	1/29/2015	270	63,290.71	
987044	1518068	1/29/2015	270	54,898.04	
986909	1517949	1/29/2015	270	50,234.37	
986908	1517948	1/29/2015	270	46,673.04	
987006	1518026	1/29/2015	270	45,104.81	
987000	1518020	1/29/2015	270	43,492.72	
986906	1517947	1/29/2015	270	43,268.01	
986887	1517929	1/29/2015	270	43,056.70	
986905	1517946	1/29/2015	270	41,235.55	
986948	14270012906 Airs T	1/29/2015	270	40,321.04	
987051	1518070	1/29/2015	270	36,500.00	
986904	1517945	1/29/2015	270	34,637.19	
986893	1517935	1/29/2015	270	31,434.00	
986896	1517937	1/29/2015	270	29,752.66	
987008	1518028	1/29/2015	270	27,224.00	
986895	1517936	1/29/2015	270	21,295.95	
986903	1517944	1/29/2015	270	20,689.56	
986975	1518002	1/29/2015	270	18,073.00	
986954	1518021	1/29/2015	270	17,008.10	
986892	1517934	1/29/2015	270	15,000.00	
987050	1518069	1/29/2015	270	8,298.83	
986881	1517933	1/29/2015	270	6,911.08	
987054	1518073	1/29/2015	270	6,757.33	
986890	1517932	1/29/2015	270	6,500.00	
987055	1518074	1/29/2015	270	5,918.00	
987009	1518029	1/29/2015	270	5,606.00	
986925	1517963	1/29/2015	270	5,078.12	
986901	1517943	1/29/2015	270	4,743.34	
987010	1518030	1/29/2015	270	4,348.00	
986899	1517942	1/29/2015	270	4,270.58	
987011	1518031	1/29/2015	270	4,118.40	
986898	1517941	1/29/2015	270	3,995.12	
986949	14270012907 Airs D	1/29/2015	270	3,963.77	
986894	1517940	1/29/2015	270	3,923.35	
986977	1518004	1/29/2015	270	3,675.00	
987004	1518024	1/29/2015	270	2,653.05	
987012	1518032	1/29/2015	270	2,651.00	
987022	1518047	1/29/2015	270	2,651.00	
986889	1517931	1/29/2015	270	2,622.00	
986953	14270012908 Airs D	1/29/2015	270	2,610.00	
987013	1518033	1/29/2015	270	1,664.72	
986976	1518003	1/29/2015	270	1,420.00	
986981	1518007	1/29/2015	270	1,320.00	
986923	1517961	1/29/2015	270	1,060.15	
987023	1518048	1/29/2015	270	905.50	
986979	1518006	1/29/2015	270	830.00	

Run Date: 6/30/2015
 Run Time: 5:07:57PM

Demand Account Activity

Start Date: 7/1/2014 End Date: 6/30/2015

Page: 224
 User: 0

Jnl. Entry	Ref #	Trx. Date	Ledger	Debit Amount	Credit Amount
986924	1517962	1/29/2015	270	781.53	
986964	1517994	1/29/2015	270	730.42	
986971	1517999	1/29/2015	270	720.00	
986978	1518005	1/29/2015	270	690.00	
986921	1517959	1/29/2015	270	590.00	
987005	1518025	1/29/2015	270	500.00	
987014	1518034	1/29/2015	270	450.00	
986920	1517958	1/29/2015	270	430.00	
987015	1518040	1/29/2015	270	394.14	
987025	1518050	1/29/2015	270	386.50	
986982	1518008	1/29/2015	270	383.00	
986970	1517998	1/29/2015	270	327.71	
987002	1518022	1/29/2015	270	319.87	
986986	1518010	1/29/2015	270	300.00	
987056	1518075	1/29/2015	270	254.14	
986967	1517996	1/29/2015	270	242.09	
986888	1517930	1/29/2015	270	239.00	
987016	1518041	1/29/2015	270	220.00	
986968	1517997	1/29/2015	270	140.76	
986891	1517939	1/29/2015	270	140.00	
986983	1518009	1/29/2015	270	100.00	
986922	1517960	1/29/2015	270	21.40	
986966	1517995	1/29/2015	270	8.50	
986958	14270012903 Nator	1/29/2015	270		22,000,000.00
986969	14270012904 Feder	1/29/2015	270		22,000,000.00
986972	14270012909 AIM	1/29/2015	270		22,000,000.00
986996	DFA EFT REV 1/29	1/29/2015	270		12,422.77
986985	14270012912	1/29/2015	270		62,743,760.54
987041	14270012914	1/29/2015	270		3,870,000.00
987374	14270013002 Simm	1/30/2015	270	26,000,000.00	
987376	14270013004 ABB C	1/30/2015	270	25,807,868.75	
987367	12700101	1/30/2015	270	25,000,000.00	
987368	142700102	1/30/2015	270	25,000,000.00	
987369	142700103	1/30/2015	270	25,000,000.00	
987375	14270013003 Regio	1/30/2015	270	20,000,000.00	
987464	1518174	1/30/2015	270	4,496,194.81	
987348	14270013005 Airs T	1/30/2015	270	2,463,609.23	
987508	Back Out Journal Er	1/30/2015	270	2,463,609.23	
987509	Correct Journal Entr	1/30/2015	270	2,463,609.23	
987473	1518175	1/30/2015	270	1,461,112.54	
987463	1518168	1/30/2015	270	534,348.09	
987373	14270013001 Matur	1/30/2015	270	531,692.77	
987454	1518179	1/30/2015	270	239,392.54	
987344	1518163	1/30/2015	270	236,885.34	
987357	1518102	1/30/2015	270	226,824.28	
987453	1518188	1/30/2015	270	191,560.17	
987424	1518148	1/30/2015	270	159,160.28	
987435	1518167	1/30/2015	270	137,057.99	
987427	1518164	1/30/2015	270	136,800.00	
987430	1518166	1/30/2015	270	102,179.72	
987428	1518150	1/30/2015	270	94,824.28	
987432	1518152	1/30/2015	270	89,881.32	
987355	1518100	1/30/2015	270	76,351.47	
987496	1518202	1/30/2015	270	76,033.91	
987426	1518149	1/30/2015	270	74,450.00	
987425	1518184	1/30/2015	270	63,600.00	

Run Date: 6/30/2015
 Run Time: 5:07:57PM

Demand Account Activity

Start Date: 7/1/2014 End Date: 6/30/2015

Page: 225
 User: 0

Jnl. Entry	Ref #	Trx. Date	Ledger	Debit Amount	Credit Amount
987439	1518169	1/30/2015	270	57,110.71	
987433	1518153	1/30/2015	270	49,472.25	
987343	1518093	1/30/2015	270	47,403.24	
987445	1518170	1/30/2015	270	45,454.63	
987351	1518096	1/30/2015	270	40,000.00	
987450	1518162	1/30/2015	270	36,015.96	
987352	1518097	1/30/2015	270	33,680.00	
987429	1518165	1/30/2015	270	32,552.32	
987491	1518201	1/30/2015	270	21,390.21	
987434	1518154	1/30/2015	270	17,363.69	
987350	1518095	1/30/2015	270	13,299.25	
987358	14270013006 Airs T	1/30/2015	270	9,558.67	
987482	1518176	1/30/2015	270	9,347.51	
987476	1518200	1/30/2015	270	8,066.70	
987441	1518185	1/30/2015	270	7,425.00	
987359	14270013007 Airs D	1/30/2015	270	5,210.06	
987451	1518171	1/30/2015	270	5,194.07	
987443	1518186	1/30/2015	270	4,943.00	
987353	1518098	1/30/2015	270	3,832.91	
987437	1518156	1/30/2015	270	3,585.88	
987349	1518094	1/30/2015	270	2,684.00	
987448	1518187	1/30/2015	270	2,638.87	
987436	1518155	1/30/2015	270	2,231.64	
987462	1518190	1/30/2015	270	2,038.18	
987366	1518107	1/30/2015	270	1,468.76	
987457	1518172	1/30/2015	270	1,016.81	
987477	1518183	1/30/2015	270	1,000.00	
987438	1518157	1/30/2015	270	846.79	
987461	1518173	1/30/2015	270	520.00	
987444	1518160	1/30/2015	270	350.00	
987354	1518099	1/30/2015	270	155.04	
987469	1518180	1/30/2015	270	125.00	
987472	1518181	1/30/2015	270	65.00	
987475	1518182	1/30/2015	270	65.00	
987431	1518151	1/30/2015	270	14.69	
987442	1518159	1/30/2015	270	12.00	
987440	1518158	1/30/2015	270	8.00	
987460	1518189	1/30/2015	270	5.19	
987446	1518161	1/30/2015	270	1.00	
987348	14270013005 Airs T	1/30/2015	270		2,463,609.23
987370	142700104	1/30/2015	270		160,174,440.08
987508	Back Out Journal Er	1/30/2015	270		2,463,609.23
987533	Correct #1518200	1/30/2015	270		8,066.70
987917	Correct Journal Entr	2/2/2015	270	87,000,000.00	
987599	1427000202008 BO.	2/2/2015	270	86,925,590.97	
987920	Back Out Journal Er	2/2/2015	270	86,925,590.97	
987591	142700202003 FNB	2/2/2015	270	19,981,400.00	
987919	142700020200011	2/2/2015	270	19,981,400.00	
987590	14270020202002 Mi	2/2/2015	270	12,000,000.00	
987592	142700202004 Simr	2/2/2015	270	6,000,000.00	
987852	1518288	2/2/2015	270	2,531,000.00	
987864	1518247	2/2/2015	270	1,931,602.11	
987916	1518295	2/2/2015	270	576,407.79	
987841	1518233	2/2/2015	270	551,947.94	
987906	1518289	2/2/2015	270	477,179.19	
987863	1518246	2/2/2015	270	401,082.48	

Run Date: 6/30/2015
 Run Time: 5:07:57PM

Demand Account Activity

Start Date: 7/1/2014 End Date: 6/30/2015

Page: 226
 User: 0

Jnl. Entry	Ref #	Trx. Date	Ledger	Debit Amount	Credit Amount
987596	1518244	2/2/2015	270	279,451.73	
987860	1518245	2/2/2015	270	177,624.29	
987842	1518234	2/2/2015	270	148,930.70	
987877	1518258	2/2/2015	270	123,373.77	
987844	1518236	2/2/2015	270	116,507.70	
987840	1518232	2/2/2015	270	71,318.00	
987871	1518250	2/2/2015	270	66,370.05	
987843	1518235	2/2/2015	270	57,814.18	
987851	1518243	2/2/2015	270	53,611.97	
987583	1518219	2/2/2015	270	51,103.78	
987909	1518291	2/2/2015	270	44,697.79	
987869	1518256	2/2/2015	270	36,855.07	
987922	correction cp mat	2/2/2015	270	18,600.00	
987866	1518254	2/2/2015	270	15,061.60	
987908	1518290	2/2/2015	270	12,087.60	
987880	1518259	2/2/2015	270	8,876.71	
987845	1518237	2/2/2015	270	8,134.40	
987896	1518262	2/2/2015	270	7,245.50	
987872	1518251	2/2/2015	270	6,941.91	
987584	1518220	2/2/2015	270	6,749.11	
987894	1518261	2/2/2015	270	5,524.00	
987912	1518294	2/2/2015	270	5,488.22	
987891	1518260	2/2/2015	270	5,332.77	
987867	1518255	2/2/2015	270	4,000.00	
987846	1518238	2/2/2015	270	3,944.19	
987870	1518249	2/2/2015	270	3,373.02	
987849	1518241	2/2/2015	270	3,281.00	
987582	1518218	2/2/2015	270	3,216.97	
987868	1518248	2/2/2015	270	3,186.32	
987839	1518231	2/2/2015	270	2,882.10	
987848	1518240	2/2/2015	270	2,723.80	
987874	1518257	2/2/2015	270	2,397.45	
987900	1518264	2/2/2015	270	1,780.00	
987873	1518252	2/2/2015	270	1,589.00	
987884	1518266	2/2/2015	270	1,586.00	
987885	1518267	2/2/2015	270	1,543.50	
987887	1518269	2/2/2015	270	705.00	
987850	1518242	2/2/2015	270	632.50	
987898	1518263	2/2/2015	270	570.00	
987581	1518217	2/2/2015	270	440.00	
987890	1518271	2/2/2015	270	425.00	
987889	1518270	2/2/2015	270	350.00	
987881	1518265	2/2/2015	270	320.00	
987847	1518239	2/2/2015	270	205.00	
987886	1518268	2/2/2015	270	180.00	
987910	1518292	2/2/2015	270	100.00	
987892	1518272	2/2/2015	270	44.69	
987875	1518253	2/2/2015	270	21.80	
987893	1518273	2/2/2015	270	17.00	
987579	1518216	2/2/2015	270	5.00	
987589	142700202001 Inve:	2/2/2015	270		3,522,919.71
987593	142700202005 Natic	2/2/2015	270		8,000,000.00
987594	142700202006 Aim	2/2/2015	270		8,000,000.00
987595	14270020202007 F€	2/2/2015	270		8,000,000.00
987855	1427000202009 FNI	2/2/2015	270		86,925,590.97
987905	142700201	2/2/2015	270		22,047,392.93

Run Date: 6/30/2015
 Run Time: 5:07:57PM

Demand Account Activity

Start Date: 7/1/2014 End Date: 6/30/2015

Page: 227
 User: 0

Jnl. Entry	Ref #	Trx. Date	Ledger	Debit Amount	Credit Amount
987915	Back Out Journal Er	2/2/2015	270		86,925,590.97
987902	142700020200012	2/2/2015	270		87,000,000.00
987923	Back Out Journal Er	2/2/2015	270		19,981,400.00
987925	Back Out Journal Er	2/2/2015	270		18,600.00
987949	14270020301 BOA t	2/3/2015	270	67,000,000.00	
987951	14270020302 BOA t	2/3/2015	270	67,000,000.00	
987952	14270020303 BOA t	2/3/2015	270	67,000,000.00	
987934	142700201	2/3/2015	270	44,000,000.00	
988253	142700202	2/3/2015	270	44,000,000.00	
988254	142700203	2/3/2015	270	44,000,000.00	
987943	14270020305 Airs T	2/3/2015	270	7,607,600.30	
987938	14300020303 BOA t	2/3/2015	270	5,000,000.00	
987968	1518316	2/3/2015	270	1,460,163.99	
988237	1518348	2/3/2015	270	1,257,766.87	
988309	1518420	2/3/2015	270	1,082,000.00	
988235	1518346	2/3/2015	270	763,442.10	
988236	1518347	2/3/2015	270	646,726.00	
988276	1518383	2/3/2015	270	558,798.87	
988272	1518379	2/3/2015	270	438,287.93	
988269	1518377	2/3/2015	270	421,796.03	
987965	1518313	2/3/2015	270	222,095.00	
988321	1518417	2/3/2015	270	186,749.89	
988275	1518382	2/3/2015	270	141,918.08	
988277	1518384	2/3/2015	270	135,538.20	
987972	1518319	2/3/2015	270	133,459.00	
987948	14270020307 Airs D	2/3/2015	270	123,558.73	
987971	1518318	2/3/2015	270	117,737.85	
988242	1518352	2/3/2015	270	85,117.28	
987966	1518314	2/3/2015	270	78,185.00	
988323	1518418	2/3/2015	270	70,000.00	
988287	1518391	2/3/2015	270	61,603.22	
988278	1518385	2/3/2015	270	61,372.86	
988233	1518344	2/3/2015	270	42,609.30	
987974	1518321	2/3/2015	270	34,807.90	
987946	14270020306 Airs T	2/3/2015	270	34,756.45	
988238	1518349	2/3/2015	270	33,754.23	
988325	1518419	2/3/2015	270	33,600.00	
988271	1518378	2/3/2015	270	29,794.73	
988234	1518345	2/3/2015	270	17,984.65	
987962	1518310	2/3/2015	270	15,718.36	
987963	1518311	2/3/2015	270	15,582.56	
988256	1518375	2/3/2015	270	14,495.30	
987964	1518312	2/3/2015	270	9,728.95	
987970	1518317	2/3/2015	270	9,331.54	
988289	1518393	2/3/2015	270	6,250.85	
988274	1518381	2/3/2015	270	6,102.43	
987956	1518350	2/3/2015	270	5,133.97	
988250	1518359	2/3/2015	270	5,110.00	
987961	1518309	2/3/2015	270	5,013.13	
988243	1518353	2/3/2015	270	4,715.50	
988326	1518424	2/3/2015	270	2,698.00	
988279	1518386	2/3/2015	270	2,649.80	
988320	1518421	2/3/2015	270	2,535.98	
988252	1518361	2/3/2015	270	2,290.00	
988273	1518380	2/3/2015	270	1,533.49	
988288	1518392	2/3/2015	270	1,330.00	

Run Date: 6/30/2015
 Run Time: 5:07:57PM

Demand Account Activity

Page: 228
 User: 0

Start Date: 7/1/2014 End Date: 6/30/2015

Jnl. Entry	Ref #	Trx. Date	Ledger	Debit Amount	Credit Amount
988245	1518355	2/3/2015	270	1,295.00	
988317	1518415	2/3/2015	270	1,180.50	
988262	1518365	2/3/2015	270	950.00	
988259	1518363	2/3/2015	270	919.50	
987967	1518315	2/3/2015	270	855.00	
987973	1518320	2/3/2015	270	820.00	
988247	1518357	2/3/2015	270	464.50	
988255	1518362	2/3/2015	270	440.00	
988286	1518390	2/3/2015	270	406.79	
988284	1518389	2/3/2015	270	404.86	
988251	1518360	2/3/2015	270	400.00	
988244	1518354	2/3/2015	270	370.00	
988283	1518388	2/3/2015	270	364.39	
988322	1518422	2/3/2015	270	334.55	
988324	1518423	2/3/2015	270	304.12	
988246	1518356	2/3/2015	270	250.00	
987975	1518322	2/3/2015	270	195.00	
988261	1518364	2/3/2015	270	150.00	
988249	1518358	2/3/2015	270	110.00	
988267	1518376	2/3/2015	270	68.80	
988318	1518416	2/3/2015	270	68.00	
988240	1518351	2/3/2015	270	40.00	
988281	1518387	2/3/2015	270	6.50	
988241	8005751	2/3/2015	270		24,162.73
988257	142700204	2/3/2015	270		130,813,106.34
988319	DFA EFT REV PAR	2/3/2015	270		7,641.11
987953	14270020304 FNBB	2/3/2015	270		192,906,224.33
988303	14270020306 FedAI	2/3/2015	270		22,596,729.64
988700	142700203	2/4/2015	270	53,000,000.00	
988706	142700204	2/4/2015	270	53,000,000.00	
988708	142700205	2/4/2015	270	53,000,000.00	
988344	14270020405 Airs T	2/4/2015	270	13,636,299.54	
988376	142700202	2/4/2015	270	11,000,000.00	
988354	1518437	2/4/2015	270	5,444,214.87	
988352	1518435	2/4/2015	270	721,665.12	
988361	1518444	2/4/2015	270	390,780.29	
988724	1518482	2/4/2015	270	331,742.63	
988356	1518439	2/4/2015	270	215,000.00	
988347	1518445	2/4/2015	270	205,132.65	
988776	1518548	2/4/2015	270	195,010.14	
988355	1518438	2/4/2015	270	90,000.00	
988751	1518490	2/4/2015	270	75,717.13	
988725	1518483	2/4/2015	270	62,991.11	
988753	1518508	2/4/2015	270	60,203.23	
988805	1518551	2/4/2015	270	59,155.25	
988750	1518489	2/4/2015	270	53,427.27	
988729	1518492	2/4/2015	270	42,476.99	
988727	1518484	2/4/2015	270	36,479.16	
988359	1518442	2/4/2015	270	31,021.89	
988754	1518509	2/4/2015	270	25,792.91	
988728	1518491	2/4/2015	270	22,032.37	
988345	14270020406 Airs T	2/4/2015	270	18,028.34	
988803	1518549	2/4/2015	270	17,558.76	
988362	1518446	2/4/2015	270	15,642.15	
988748	1518506	2/4/2015	270	15,493.50	
988730	1518485	2/4/2015	270	14,787.35	

Run Date: 6/30/2015
 Run Time: 5:07:57PM

Demand Account Activity

Page: 229
 User: 0

Start Date: 7/1/2014 End Date: 6/30/2015

Jnl. Entry	Ref #	Trx. Date	Ledger	Debit Amount	Credit Amount
988353	1518436	2/4/2015	270	14,716.71	
988791	1518542	2/4/2015	270	14,000.00	
988752	1518507	2/4/2015	270	11,534.50	
988346	14270020407	Airs D 2/4/2015	270	11,282.49	
988364	1518448	2/4/2015	270	10,730.00	
988793	1518543	2/4/2015	270	10,000.00	
988357	1518440	2/4/2015	270	8,273.79	
988721	1518480	2/4/2015	270	6,435.95	
988735	1518496	2/4/2015	270	5,494.00	
988375	1518488	2/4/2015	270	4,377.61	
988732	1518494	2/4/2015	270	4,126.50	
988756	1518511	2/4/2015	270	3,582.00	
988358	1518441	2/4/2015	270	3,181.00	
988734	1518495	2/4/2015	270	2,855.00	
988758	1518513	2/4/2015	270	2,075.00	
988731	1518493	2/4/2015	270	1,933.96	
988368	1518450	2/4/2015	270	1,664.35	
988723	1518481	2/4/2015	270	1,557.75	
988798	1518545	2/4/2015	270	1,384.00	
988789	1518541	2/4/2015	270	1,373.00	
988795	1518544	2/4/2015	270	1,214.77	
988360	1518443	2/4/2015	270	1,173.12	
988351	1518434	2/4/2015	270	1,001.76	
988704	1518497	2/4/2015	270	975.00	
988747	1518505	2/4/2015	270	947.50	
988785	1518538	2/4/2015	270	897.00	
988739	1518515	2/4/2015	270	719.50	
988741	1518499	2/4/2015	270	712.00	
988350	1518433	2/4/2015	270	519.50	
988337	1518432	2/4/2015	270	500.00	
988746	1518504	2/4/2015	270	483.50	
988367	1518456	2/4/2015	270	450.00	
988371	1518451	2/4/2015	270	440.00	
988804	1518550	2/4/2015	270	424.00	
988760	1518514	2/4/2015	270	400.00	
988369	1518457	2/4/2015	270	375.00	
988755	1518510	2/4/2015	270	320.00	
988742	1518500	2/4/2015	270	310.00	
988349	1518454	2/4/2015	270	300.00	
988365	1518455	2/4/2015	270	285.00	
988757	1518512	2/4/2015	270	280.00	
988370	1518458	2/4/2015	270	200.00	
988783	1518536	2/4/2015	270	167.00	
988786	1518539	2/4/2015	270	157.25	
988784	1518537	2/4/2015	270	131.75	
988733	1518486	2/4/2015	270	130.99	
988782	1518535	2/4/2015	270	124.04	
988736	1518487	2/4/2015	270	89.40	
988740	1518498	2/4/2015	270	75.24	
988745	1518503	2/4/2015	270	68.00	
988363	1518447	2/4/2015	270	65.00	
988744	1518502	2/4/2015	270	64.68	
988366	1518449	2/4/2015	270	59.95	
988764	1518516	2/4/2015	270	50.00	
988801	1518547	2/4/2015	270	39.00	
988800	1518546	2/4/2015	270	25.50	

Run Date: 6/30/2015
 Run Time: 5:07:57PM

Demand Account Activity

Start Date: 7/1/2014 End Date: 6/30/2015

Page: 230
 User: 0

Jnl. Entry	Ref #	Trx. Date	Ledger	Debit Amount	Credit Amount
988787	1518540	2/4/2015	270	23.00	
988743	1518501	2/4/2015	270	12.00	
988701	8005754	2/4/2015	270		75,677.40
988338	142700201	2/4/2015	270		2,448,000.00
988714	142700208	2/4/2015	270		147,076,828.96
988759	14270020401 Fed A	2/4/2015	270		39,604,311.14
989949	1518654	2/5/2015	270	68,058,837.59	
988828	14300020503 Simm	2/5/2015	270	15,000,000.00	
988822	14270020505 Airs T	2/5/2015	270	10,316,485.16	
988877	1518607	2/5/2015	270	1,307,155.08	
989935	1518635	2/5/2015	270	1,164,654.02	
989934	1518634	2/5/2015	270	904,871.69	
988871	1518601	2/5/2015	270	839,099.64	
989936	1518637	2/5/2015	270	542,354.14	
988850	1518579	2/5/2015	270	500,000.00	
988851	1518580	2/5/2015	270	423,754.87	
989965	1518655	2/5/2015	270	295,947.03	
989968	1518656	2/5/2015	270	239,266.47	
989972	1518657	2/5/2015	270	131,206.12	
989976	1518658	2/5/2015	270	124,916.87	
989937	1518638	2/5/2015	270	110,485.70	
989961	1518668	2/5/2015	270	101,359.00	
988841	1518570	2/5/2015	270	99,258.61	
988845	1518574	2/5/2015	270	77,651.29	
988862	1518591	2/5/2015	270	64,725.40	
988823	14270020506 Airs T	2/5/2015	270	45,385.33	
988861	1518590	2/5/2015	270	38,471.43	
988824	14270020507 Airs D	2/5/2015	270	36,897.82	
988856	1518585	2/5/2015	270	30,831.54	
988854	1518583	2/5/2015	270	28,397.00	
990003	1518689	2/5/2015	270	26,078.66	
988872	1518602	2/5/2015	270	24,866.64	
988812	1518564	2/5/2015	270	24,381.30	
989939	1518640	2/5/2015	270	21,669.50	
989922	1518624	2/5/2015	270	20,923.25	
988857	1518586	2/5/2015	270	18,073.48	
989997	1518684	2/5/2015	270	15,320.40	
988846	1518575	2/5/2015	270	14,910.12	
989977	1518659	2/5/2015	270	14,123.00	
988853	1518582	2/5/2015	270	13,153.67	
988847	1518576	2/5/2015	270	12,044.80	
988842	1518571	2/5/2015	270	10,680.00	
988878	1518608	2/5/2015	270	10,241.73	
988808	1518562	2/5/2015	270	9,679.92	
989964	1518671	2/5/2015	270	9,471.00	
989963	1518670	2/5/2015	270	7,586.33	
988855	1518584	2/5/2015	270	6,903.10	
988843	1518572	2/5/2015	270	5,960.28	
990002	1518686	2/5/2015	270	5,652.00	
988879	1518609	2/5/2015	270	5,558.84	
988848	1518577	2/5/2015	270	5,529.22	
988811	1518563	2/5/2015	270	5,132.66	
989931	1518636	2/5/2015	270	5,057.64	
988849	1518578	2/5/2015	270	4,993.26	
989919	1518621	2/5/2015	270	4,095.00	
990001	1518685	2/5/2015	270	3,400.00	

Run Date: 6/30/2015
 Run Time: 5:07:57PM

Demand Account Activity

Start Date: 7/1/2014 End Date: 6/30/2015

Page: 231
 User: 0

Jnl. Entry	Ref #	Trx. Date	Ledger	Debit Amount	Credit Amount
988852	1518581	2/5/2015	270	2,905.81	
988844	1518573	2/5/2015	270	2,431.29	
989945	1518652	2/5/2015	270	1,877.59	
989921	1518623	2/5/2015	270	1,640.00	
990008	1518691	2/5/2015	270	1,498.00	
988810	1518566	2/5/2015	270	1,245.00	
989855	1518619	2/5/2015	270	899.00	
989938	1518639	2/5/2015	270	807.65	
989920	1518622	2/5/2015	270	780.00	
989962	1518669	2/5/2015	270	700.56	
988860	1518589	2/5/2015	270	592.50	
988873	1518603	2/5/2015	270	410.00	
989947	1518653	2/5/2015	270	370.64	
988874	1518604	2/5/2015	270	363.29	
988859	1518588	2/5/2015	270	360.00	
989940	1518641	2/5/2015	270	240.00	
989918	1518620	2/5/2015	270	180.00	
990004	1518687	2/5/2015	270	150.00	
988875	1518605	2/5/2015	270	90.51	
990005	1518688	2/5/2015	270	39.24	
988876	1518606	2/5/2015	270	11.39	
988858	1518587	2/5/2015	270	8.50	
988829	14270020501 URT	2/5/2015	270		1,307,155.08
989929	8005756	2/5/2015	270		33,681.49
989951	142700203	2/5/2015	270		16,000,000.00
989952	142700204	2/5/2015	270		16,000,000.00
989953	142700205	2/5/2015	270		12,664,391.00
988809	142700202	2/5/2015	270		16,000,000.00
988835	142700020502 DD,	2/5/2015	270		47,370,279.26
990048	14270020602 MATL	2/6/2015	270	78,875,000.00	
990077	142700201	2/6/2015	270	45,000,000.00	
990093	142700202	2/6/2015	270	45,000,000.00	
990094	142700203	2/6/2015	270	45,000,000.00	
990098	142700207	2/6/2015	270	42,074,583.33	
990031	14300020603 BOA t	2/6/2015	270	8,000,000.00	
990043	14270020605 AIRS	2/6/2015	270	3,820,303.77	
990168	1518815	2/6/2015	270	1,515,000.00	
990102	1518754	2/6/2015	270	850,342.99	
990056	1518711	2/6/2015	270	669,668.58	
990057	1518712	2/6/2015	270	587,666.20	
990058	1518713	2/6/2015	270	240,670.29	
990142	1518780	2/6/2015	270	240,154.88	
990100	1518752	2/6/2015	270	229,733.24	
990059	1518714	2/6/2015	270	224,218.48	
990167	1518814	2/6/2015	270	104,461.36	
990068	1518723	2/6/2015	270	102,222.74	
990060	1518715	2/6/2015	270	78,592.72	
990103	1518755	2/6/2015	270	63,902.96	
990045	14270020607 AIRS	2/6/2015	270	62,252.94	
990148	1518778	2/6/2015	270	60,279.04	
990353	1518823	2/6/2015	270	50,817.89	
990104	1518756	2/6/2015	270	39,215.01	
990105	1518757	2/6/2015	270	37,921.24	
990069	1518724	2/6/2015	270	37,024.59	
990061	1518716	2/6/2015	270	34,424.27	
990062	1518717	2/6/2015	270	31,889.90	

Run Date: 6/30/2015
 Run Time: 5:07:57PM

Demand Account Activity

Start Date: 7/1/2014 End Date: 6/30/2015

Page: 232
 User: 0

Jnl. Entry	Ref #	Trx. Date	Ledger	Debit Amount	Credit Amount
990106	1518758	2/6/2015	270	29,018.69	
990107	1518759	2/6/2015	270	23,765.92	
990164	1518813	2/6/2015	270	23,476.69	
990151	1518779	2/6/2015	270	23,436.93	
990071	1518726	2/6/2015	270	22,369.43	
990141	1518776	2/6/2015	270	22,283.13	
990070	1518725	2/6/2015	270	19,500.00	
990033	1518705	2/6/2015	270	17,780.53	
990063	1518718	2/6/2015	270	15,155.09	
990044	14270020606 AIRS	2/6/2015	270	13,596.91	
990072	1518727	2/6/2015	270	12,965.75	
990064	1518719	2/6/2015	270	9,999.17	
990108	1518760	2/6/2015	270	9,316.06	
990109	1518761	2/6/2015	270	8,285.20	
990034	1518706	2/6/2015	270	7,380.00	
990079	1518738	2/6/2015	270	7,075.50	
990174	1518821	2/6/2015	270	6,346.16	
990065	1518720	2/6/2015	270	5,744.23	
990113	1518762	2/6/2015	270	4,955.31	
990114	1518763	2/6/2015	270	4,641.00	
990115	1518764	2/6/2015	270	4,631.00	
990025	1518701	2/6/2015	270	4,178.00	
990352	1518822	2/6/2015	270	3,216.97	
990166	1518812	2/6/2015	270	2,911.00	
990116	1518765	2/6/2015	270	2,571.11	
990117	1518766	2/6/2015	270	2,134.98	
990081	1518740	2/6/2015	270	2,065.00	
990143	1518781	2/6/2015	270	1,677.35	
990118	1518767	2/6/2015	270	1,370.29	
990066	1518721	2/6/2015	270	1,310.19	
990101	1518753	2/6/2015	270	1,272.42	
990067	1518722	2/6/2015	270	1,021.15	
990083	1518742	2/6/2015	270	892.75	
990145	1518777	2/6/2015	270	874.55	
990169	1518816	2/6/2015	270	800.00	
990028	1518704	2/6/2015	270	693.75	
990080	1518739	2/6/2015	270	580.00	
990379	1518824	2/6/2015	270	526.93	
990170	1518817	2/6/2015	270	420.00	
990082	1518741	2/6/2015	270	410.00	
990026	1518702	2/6/2015	270	402.71	
990027	1518703	2/6/2015	270	360.39	
990140	1518775	2/6/2015	270	315.00	
990121	1518768	2/6/2015	270	310.00	
990024	1518700	2/6/2015	270	300.00	
990125	1518769	2/6/2015	270	163.54	
990084	1518743	2/6/2015	270	140.00	
990127	1518770	2/6/2015	270	135.00	
990131	1518771	2/6/2015	270	117.13	
990136	1518772	2/6/2015	270	12.00	
990138	1518773	2/6/2015	270	8.00	
990022	1518699	2/6/2015	270	0.01	
990047	14270020601 INVE	2/6/2015	270		90,975,000.00
990050	14270020603 DD FI	2/6/2015	270		177,880,342.82
990165	8005758	2/6/2015	270		37,529.69
990414	14300020905	2/9/2015	270	18,000,000.00	

Run Date: 6/30/2015
 Run Time: 5:07:57PM

Demand Account Activity

Start Date: 7/1/2014 End Date: 6/30/2015

Page: 233
 User: 0

Jnl. Entry	Ref #	Trx. Date	Ledger	Debit Amount	Credit Amount
990728	1427002099	2/9/2015	270	7,000,000.00	
990411	14270020902	2/9/2015	270	4,933,559.86	
990474	1518891	2/9/2015	270	1,736,718.66	
990482	1518898	2/9/2015	270	484,888.56	
990480	1518897	2/9/2015	270	455,883.77	
990442	1518859	2/9/2015	270	305,659.51	
990484	1518899	2/9/2015	270	262,605.49	
990443	1518860	2/9/2015	270	205,498.79	
990473	1518890	2/9/2015	270	186,176.66	
990478	1518895	2/9/2015	270	137,331.44	
990472	1518889	2/9/2015	270	129,798.87	
990522	1518935	2/9/2015	270	115,699.80	
990407	14270020901	2/9/2015	270	89,526.11	
990499	1518909	2/9/2015	270	86,514.49	
990476	1518893	2/9/2015	270	43,008.43	
990475	1518892	2/9/2015	270	36,369.04	
990452	1518869	2/9/2015	270	25,798.34	
990412	14270020903	2/9/2015	270	23,653.02	
990413	14270020904	2/9/2015	270	22,797.76	
990458	1518896	2/9/2015	270	17,695.71	
990471	1518888	2/9/2015	270	13,816.13	
990520	1518934	2/9/2015	270	12,519.16	
990446	1518863	2/9/2015	270	10,330.98	
990448	1518865	2/9/2015	270	8,969.92	
990447	1518864	2/9/2015	270	5,853.30	
990435	1518852	2/9/2015	270	5,179.25	
990444	1518861	2/9/2015	270	4,298.38	
990506	1518912	2/9/2015	270	3,539.34	
990489	1518902	2/9/2015	270	3,209.65	
990455	1518872	2/9/2015	270	3,062.29	
990487	1518901	2/9/2015	270	2,667.00	
990437	1518854	2/9/2015	270	2,615.00	
990490	1518903	2/9/2015	270	2,480.36	
990445	1518862	2/9/2015	270	1,797.00	
990439	1518856	2/9/2015	270	1,198.00	
990501	1518910	2/9/2015	270	989.80	
990449	1518866	2/9/2015	270	900.00	
990450	1518867	2/9/2015	270	615.00	
990503	1518911	2/9/2015	270	505.00	
990438	1518855	2/9/2015	270	490.00	
990436	1518853	2/9/2015	270	430.00	
990431	1518851	2/9/2015	270	412.07	
990485	1518900	2/9/2015	270	392.89	
990492	1518904	2/9/2015	270	390.00	
990441	1518858	2/9/2015	270	339.75	
990453	1518870	2/9/2015	270	330.00	
990440	1518857	2/9/2015	270	130.00	
990494	1518905	2/9/2015	270	85.00	
990497	1518907	2/9/2015	270	69.15	
990454	1518871	2/9/2015	270	65.00	
990451	1518868	2/9/2015	270	33.00	
990498	1518908	2/9/2015	270	19.74	
990495	1518906	2/9/2015	270	8.00	
990477	1518894	2/9/2015	270	5.61	
990432	142700200908	2/9/2015	270		5,013,803.34
990807	14270020911	2/9/2015	270		27,344,773.14

Run Date: 6/30/2015
Run Time: 5:07:57PM

Demand Account Activity

Start Date: 7/1/2014 End Date: 6/30/2015

Page: 234
User: 0

Jnl. Entry	Ref #	Trx. Date	Ledger	Debit Amount	Credit Amount
990867	142700207	2/10/2015	270	56,376,892.45	
990861	142700203	2/10/2015	270	6,125,885.53	
990860	142700202	2/10/2015	270	2,945,596.43	
991188	1519052	2/10/2015	270	2,000,000.00	
990914	1519016	2/10/2015	270	1,437,469.75	
990859	142700201	2/10/2015	270	1,053,000.00	
990913	1519015	2/10/2015	270	708,303.27	
991187	1519050	2/10/2015	270	400,000.00	
990863	142700205	2/10/2015	270	367,171.68	
990896	1518997	2/10/2015	270	299,131.77	
990912	1519014	2/10/2015	270	272,821.74	
990917	1519019	2/10/2015	270	220,790.75	
991190	1519053	2/10/2015	270	137,000.00	
990902	1519003	2/10/2015	270	77,158.69	
990889	1518990	2/10/2015	270	62,710.12	
990899	1519000	2/10/2015	270	60,531.51	
990931	1519033	2/10/2015	270	53,932.32	
990886	1518987	2/10/2015	270	40,833.33	
990909	1519011	2/10/2015	270	38,808.00	
991189	1519051	2/10/2015	270	35,000.00	
990923	1519025	2/10/2015	270	33,020.36	
990890	1518991	2/10/2015	270	31,875.51	
990897	1518998	2/10/2015	270	25,543.39	
990866	142700206	2/10/2015	270	18,688.32	
990862	142700204	2/10/2015	270	17,721.02	
990891	1518992	2/10/2015	270	16,500.00	
990911	1519013	2/10/2015	270	15,723.00	
990922	1519024	2/10/2015	270	14,396.61	
990933	1519044	2/10/2015	270	13,340.40	
990925	1519027	2/10/2015	270	13,037.48	
990910	1519012	2/10/2015	270	12,070.65	
990887	1518988	2/10/2015	270	10,904.94	
990888	1518989	2/10/2015	270	10,352.00	
990918	1519020	2/10/2015	270	9,671.37	
990916	1519018	2/10/2015	270	8,698.54	
990919	1519021	2/10/2015	270	6,959.75	
990924	1519026	2/10/2015	270	5,526.25	
990880	1518981	2/10/2015	270	5,349.50	
990915	1519017	2/10/2015	270	5,296.62	
990894	1518995	2/10/2015	270	3,870.61	
990892	1518993	2/10/2015	270	3,609.00	
990879	1518980	2/10/2015	270	2,705.67	
990903	1519004	2/10/2015	270	2,224.49	
990921	1519023	2/10/2015	270	2,201.00	
990901	1519002	2/10/2015	270	2,000.00	
990926	1519028	2/10/2015	270	1,919.75	
990882	1518983	2/10/2015	270	1,890.00	
990927	1519029	2/10/2015	270	1,565.00	
990898	1518999	2/10/2015	270	1,224.89	
990884	1518985	2/10/2015	270	1,175.00	
990900	1519001	2/10/2015	270	910.22	
990932	1519034	2/10/2015	270	535.00	
990881	1518982	2/10/2015	270	420.00	
990883	1518984	2/10/2015	270	360.00	
990928	1519030	2/10/2015	270	209.29	
990893	1518994	2/10/2015	270	208.25	

Run Date: 6/30/2015
 Run Time: 5:07:57PM

Demand Account Activity

Start Date: 7/1/2014 End Date: 6/30/2015

Page: 235
 User: 0

Jnl. Entry	Ref #	Trx. Date	Ledger	Debit Amount	Credit Amount
990929	1519031	2/10/2015	270	193.62	
990895	1518996	2/10/2015	270	155.05	
990885	1518986	2/10/2015	270	140.00	
990930	1519032	2/10/2015	270	125.00	
990947	8005759	2/10/2015	270		43,158.14
990870	142700210	2/10/2015	270		70,302,472.41
991508	142700203	2/11/2015	270	13,448,104.22	
991655	1519184	2/11/2015	270	13,090,632.08	
991626	1519176	2/11/2015	270	12,493,958.92	
991515	142700207	2/11/2015	270	11,000,000.00	
991505	142700202	2/11/2015	270	7,000,000.00	
991656	1519185	2/11/2015	270	2,970,395.35	
991654	1519173	2/11/2015	270	2,571,238.57	
991662	1519193	2/11/2015	270	1,138,618.32	
991524	1519079	2/11/2015	270	240,077.62	
991597	1519156	2/11/2015	270	233,945.72	
991603	1519158	2/11/2015	270	180,125.72	
991621	1519174	2/11/2015	270	158,390.78	
991625	1519175	2/11/2015	270	120,180.42	
991661	1519192	2/11/2015	270	119,118.54	
991523	1519078	2/11/2015	270	107,782.30	
991600	1519157	2/11/2015	270	91,384.92	
991526	1519081	2/11/2015	270	86,975.50	
991525	1519080	2/11/2015	270	75,698.76	
991590	1519128	2/11/2015	270	50,153.05	
991632	1519169	2/11/2015	270	49,758.99	
991528	1519083	2/11/2015	270	43,462.47	
991606	1519131	2/11/2015	270	37,383.32	
991529	1519084	2/11/2015	270	34,266.87	
991620	1519162	2/11/2015	270	32,136.51	
991665	1519195	2/11/2015	270	31,000.00	
991546	1519095	2/11/2015	270	25,722.80	
991527	1519082	2/11/2015	270	23,999.14	
991510	142700204	2/11/2015	270	21,480.92	
991666	1519196	2/11/2015	270	17,050.00	
991635	1519177	2/11/2015	270	12,195.98	
991544	1519094	2/11/2015	270	11,859.82	
991664	1519194	2/11/2015	270	10,000.00	
991531	1519085	2/11/2015	270	9,310.00	
991532	1519086	2/11/2015	270	7,105.53	
991593	1519129	2/11/2015	270	7,050.00	
991614	1519133	2/11/2015	270	6,350.00	
991534	1519087	2/11/2015	270	6,024.03	
991538	1519090	2/11/2015	270	5,999.84	
991582	1519125	2/11/2015	270	5,500.00	
991616	1519161	2/11/2015	270	5,380.53	
991536	1519089	2/11/2015	270	5,342.71	
991649	1519181	2/11/2015	270	4,662.90	
991550	1519097	2/11/2015	270	4,471.00	
991623	1519164	2/11/2015	270	4,349.98	
991622	1519163	2/11/2015	270	4,192.25	
991535	1519088	2/11/2015	270	3,629.24	
991611	1519160	2/11/2015	270	2,900.49	
991539	1519091	2/11/2015	270	2,119.00	
991215	1519155	2/11/2015	270	2,070.40	
991608	1519159	2/11/2015	270	1,976.44	

Run Date: 6/30/2015
 Run Time: 5:07:57PM

Demand Account Activity

Start Date: 7/1/2014 End Date: 6/30/2015

Page: 236
 User: 0

Jnl. Entry	Ref #	Trx. Date	Ledger	Debit Amount	Credit Amount
991557	1519103	2/11/2015	270	1,932.00	
991644	1519172	2/11/2015	270	1,805.20	
991605	1519130	2/11/2015	270	1,578.50	
991624	1519165	2/11/2015	270	1,551.12	
991617	1519134	2/11/2015	270	1,547.75	
991553	1519099	2/11/2015	270	1,495.00	
991659	1519191	2/11/2015	270	1,277.50	
991589	1519127	2/11/2015	270	1,231.25	
991561	1519107	2/11/2015	270	1,053.28	
991636	1519170	2/11/2015	270	1,046.15	
991541	1519092	2/11/2015	270	862.00	
991548	1519096	2/11/2015	270	805.22	
991585	1519126	2/11/2015	270	670.00	
991612	1519132	2/11/2015	270	555.00	
991555	1519101	2/11/2015	270	494.25	
991552	1519098	2/11/2015	270	360.00	
991619	1519135	2/11/2015	270	360.00	
991648	1519190	2/11/2015	270	328.70	
991640	1519171	2/11/2015	270	325.00	
991554	1519100	2/11/2015	270	290.00	
991643	1519179	2/11/2015	270	214.08	
991647	1519180	2/11/2015	270	195.00	
991627	1519166	2/11/2015	270	185.00	
991639	1519178	2/11/2015	270	178.86	
991512	142700205	2/11/2015	270	158.60	
991543	1519093	2/11/2015	270	139.27	
991631	1519168	2/11/2015	270	110.88	
991556	1519102	2/11/2015	270	100.00	
991559	1519105	2/11/2015	270	80.00	
991650	1519182	2/11/2015	270	65.73	
991653	1519183	2/11/2015	270	30.34	
991628	1519167	2/11/2015	270	28.00	
991558	1519104	2/11/2015	270	23.00	
991530	8005760	2/11/2015	270		8,940.30
991504	142700201	2/11/2015	270		267,606.36
991506	142700203	2/11/2015	270		13,090,632.08
991513	142700206	2/11/2015	270		25,036,883.56
991522	142700210	2/11/2015	270		100,000.00
991599	142700210	2/11/2015	270		31,070,072.45
992051	1519268	2/12/2015	270	160,511,171.47	
991963	142700205 AIRS TA	2/12/2015	270	12,004,847.23	
991959	142700201	2/12/2015	270	8,000,000.00	
991961	142700203	2/12/2015	270	7,000,000.00	
991982	1519225	2/12/2015	270	5,280,126.13	
991991	1519234	2/12/2015	270	486,297.56	
992047	1519264	2/12/2015	270	77,807.65	
992053	1519270	2/12/2015	270	63,334.89	
992070	1519286	2/12/2015	270	57,325.00	
992066	1519283	2/12/2015	270	47,414.50	
991983	1519226	2/12/2015	270	36,731.57	
992076	1519290	2/12/2015	270	31,340.74	
991990	1519233	2/12/2015	270	26,392.40	
991964	142700206 AIRS TA	2/12/2015	270	18,077.98	
992077	1519291	2/12/2015	270	17,854.25	
992073	1519288	2/12/2015	270	12,154.20	
992065	1519282	2/12/2015	270	11,635.58	

Run Date: 6/30/2015
 Run Time: 5:07:57PM

Demand Account Activity

Start Date: 7/1/2014 End Date: 6/30/2015

Page: 237
 User: 0

Jnl. Entry	Ref #	Trx. Date	Ledger	Debit Amount	Credit Amount
991986	1519229	2/12/2015	270	11,476.68	
992089	1519298	2/12/2015	270	10,575.19	
992048	1519265	2/12/2015	270	8,331.75	
992124	1519348	2/12/2015	270	8,298.83	
992046	1519263	2/12/2015	270	7,648.93	
991984	1519227	2/12/2015	270	7,178.61	
992056	1519273	2/12/2015	270	5,159.61	
992049	1519266	2/12/2015	270	5,058.47	
991987	1519230	2/12/2015	270	4,188.60	
991973	1519293	2/12/2015	270	3,800.00	
992055	1519272	2/12/2015	270	3,366.13	
992058	1519275	2/12/2015	270	2,275.00	
991988	1519231	2/12/2015	270	2,239.35	
992121	1519345	2/12/2015	270	1,869.50	
992057	1519274	2/12/2015	270	1,848.00	
992084	1519297	2/12/2015	270	1,671.10	
992078	1519292	2/12/2015	270	1,430.00	
992054	1519271	2/12/2015	270	1,424.52	
992061	1519278	2/12/2015	270	1,403.25	
991985	1519228	2/12/2015	270	1,387.00	
992082	1519317	2/12/2015	270	972.00	
992072	1519295	2/12/2015	270	876.50	
992079	1519315	2/12/2015	270	854.00	
992060	1519277	2/12/2015	270	768.45	
992068	1519294	2/12/2015	270	730.00	
991965	142700207 AIRS DE	2/12/2015	270	690.11	
992059	1519276	2/12/2015	270	610.00	
991997	1519240	2/12/2015	270	600.00	
992069	1519285	2/12/2015	270	579.70	
991995	1519238	2/12/2015	270	555.00	
992067	1519284	2/12/2015	270	450.00	
991994	1519237	2/12/2015	270	425.00	
991992	1519235	2/12/2015	270	420.00	
991972	1519269	2/12/2015	270	415.50	
992083	1519318	2/12/2015	270	407.04	
991993	1519236	2/12/2015	270	400.00	
991996	1519239	2/12/2015	270	400.00	
991998	1519241	2/12/2015	270	360.00	
992086	1519320	2/12/2015	270	257.00	
992080	1519296	2/12/2015	270	140.00	
992071	1519287	2/12/2015	270	139.95	
992081	1519316	2/12/2015	270	131.75	
992050	1519267	2/12/2015	270	44.23	
992063	1519280	2/12/2015	270	32.00	
992085	1519319	2/12/2015	270	29.75	
991989	1519232	2/12/2015	270	17.74	
992064	1519281	2/12/2015	270	8.00	
992075	1519289	2/12/2015	270	5.45	
992092	1519334	2/12/2015	270	4.25	
992062	1519279	2/12/2015	270	3.36	
991968	8005762	2/12/2015	270		12,320.01
991960	142700202	2/12/2015	270		7,000,000.00
991962	142700204	2/12/2015	270		486,297.56
991966	142700208	2/12/2015	270		137,208,930.91
992074	142700211	2/12/2015	270		45,436,399.79
992179	142700206	2/13/2015	270	169,204,861.08	

Run Date: 6/30/2015
 Run Time: 5:07:57PM

Demand Account Activity

Page: 238
 User: 0

Start Date: 7/1/2014 End Date: 6/30/2015

Jnl. Entry	Ref #	Trx. Date	Ledger	Debit Amount	Credit Amount
992176	142700203 AIRS TA	2/13/2015	270	30,155,119.82	
992174	142700201	2/13/2015	270	7,000,000.00	
992565	1519437	2/13/2015	270	5,944,690.90	
992620	1519487	2/13/2015	270	5,445,353.13	
992563	1519436	2/13/2015	270	1,632,320.95	
992198	1519396	2/13/2015	270	1,295,197.18	
992549	1519428	2/13/2015	270	777,910.38	
992180	1519431	2/13/2015	270	746,929.97	
992562	1519435	2/13/2015	270	457,536.23	
992546	1519425	2/13/2015	270	201,175.52	
992551	1519430	2/13/2015	270	162,837.18	
992190	1519388	2/13/2015	270	114,822.41	
992226	1519420	2/13/2015	270	108,142.99	
992189	1519387	2/13/2015	270	91,689.57	
992225	1519419	2/13/2015	270	67,175.71	
992188	1519386	2/13/2015	270	61,836.58	
992191	1519389	2/13/2015	270	61,419.85	
992196	1519394	2/13/2015	270	57,909.53	
992223	1519417	2/13/2015	270	46,016.99	
992187	1519385	2/13/2015	270	42,999.12	
992192	1519390	2/13/2015	270	41,113.10	
992561	1519434	2/13/2015	270	30,650.82	
992177	142700204 AIRS TA	2/13/2015	270	29,752.39	
992550	1519429	2/13/2015	270	29,254.50	
992552	1519432	2/13/2015	270	18,417.48	
992185	1519383	2/13/2015	270	17,800.00	
992566	1519483	2/13/2015	270	13,520.01	
992194	1519392	2/13/2015	270	12,770.00	
992612	1519484	2/13/2015	270	12,295.48	
992186	1519384	2/13/2015	270	10,510.00	
992463	1519421	2/13/2015	270	8,697.90	
992201	1519399	2/13/2015	270	7,974.25	
992617	1519486	2/13/2015	270	6,599.15	
992609	1519480	2/13/2015	270	5,698.83	
992610	1519479	2/13/2015	270	4,857.86	
992184	1519382	2/13/2015	270	4,505.00	
992560	1519433	2/13/2015	270	3,824.33	
992183	1519381	2/13/2015	270	2,966.72	
992224	1519418	2/13/2015	270	2,714.90	
992148	1519363	2/13/2015	270	2,548.00	
992564	1519478	2/13/2015	270	2,171.00	
992206	1519401	2/13/2015	270	1,655.00	
992210	1519405	2/13/2015	270	1,280.58	
992547	1519426	2/13/2015	270	978.25	
992208	1519403	2/13/2015	270	973.25	
992205	1519400	2/13/2015	270	630.00	
992146	1519362	2/13/2015	270	604.75	
992197	1519395	2/13/2015	270	604.55	
992155	1519370	2/13/2015	270	567.69	
992149	1519364	2/13/2015	270	349.01	
992548	1519427	2/13/2015	270	340.00	
992157	1519372	2/13/2015	270	336.58	
992156	1519371	2/13/2015	270	331.53	
992207	1519402	2/13/2015	270	310.00	
992613	1519481	2/13/2015	270	250.00	
992195	1519393	2/13/2015	270	180.00	

Run Date: 6/30/2015
 Run Time: 5:07:57PM

Demand Account Activity

Start Date: 7/1/2014 End Date: 6/30/2015

Page: 239
 User: 0

Jnl. Entry	Ref #	Trx. Date	Ledger	Debit Amount	Credit Amount
992151	1519366	2/13/2015	270	140.00	
992209	1519404	2/13/2015	270	110.00	
992466	1519422	2/13/2015	270	80.00	
992469	1519424	2/13/2015	270	63.22	
992615	1519482	2/13/2015	270	50.00	
992178	142700205 AIRS DE	2/13/2015	270	35.71	
992614	1519485	2/13/2015	270	26.16	
992150	1519365	2/13/2015	270	25.22	
992152	1519367	2/13/2015	270	19.23	
992153	1519368	2/13/2015	270	18.14	
992154	1519369	2/13/2015	270	18.00	
992193	1519391	2/13/2015	270	4.25	
992467	1519423	2/13/2015	270	4.00	
992175	142700202	2/13/2015	270		5,445,353.13
992211	8005764	2/13/2015	270		12,223.34
992204	142700209	2/13/2015	270		227,792,799.09
992719	142700210	2/17/2015	270	40,491,022.50	
992638	142700203 AIRS TA	2/17/2015	270	38,507,692.95	
992635	142700201	2/17/2015	270	7,000,000.00	
992699	142700209	2/17/2015	270	7,000,000.00	
993099	1519565	2/17/2015	270	3,719,596.40	
992691	1519546	2/17/2015	270	1,241,935.72	
992664	1519526	2/17/2015	270	1,205,862.45	
992702	1519549	2/17/2015	270	701,000.00	
992661	1519524	2/17/2015	270	511,995.10	
992710	1519555	2/17/2015	270	167,497.74	
992680	1519533	2/17/2015	270	77,176.75	
992701	1519547	2/17/2015	270	71,621.11	
992700	1519551	2/17/2015	270	71,536.12	
992718	1519557	2/17/2015	270	69,266.72	
992663	1519525	2/17/2015	270	68,708.00	
993102	1519566	2/17/2015	270	55,379.06	
992659	1519522	2/17/2015	270	37,141.59	
992640	142700204 AIRS TA	2/17/2015	270	19,510.36	
992716	1519556	2/17/2015	270	17,282.61	
992703	1519550	2/17/2015	270	13,089.00	
992660	1519523	2/17/2015	270	9,935.59	
993097	1519564	2/17/2015	270	7,653.50	
992678	1519531	2/17/2015	270	5,329.25	
993096	1519563	2/17/2015	270	3,994.94	
992656	1519521	2/17/2015	270	3,341.92	
992653	1519520	2/17/2015	270	2,166.21	
992709	1519554	2/17/2015	270	2,000.10	
992674	1519529	2/17/2015	270	1,850.00	
992665	1519527	2/17/2015	270	1,270.25	
992642	142700205 AIRS DE	2/17/2015	270	1,236.31	
992644	1519499	2/17/2015	270	690.00	
992648	1519501	2/17/2015	270	660.00	
992641	1519498	2/17/2015	270	650.00	
992639	1519497	2/17/2015	270	540.00	
992679	1519532	2/17/2015	270	430.00	
992677	1519530	2/17/2015	270	340.00	
992646	1519500	2/17/2015	270	250.00	
993095	1519562	2/17/2015	270	241.70	
992643	1519528	2/17/2015	270	120.00	
992705	1519552	2/17/2015	270	83.64	

Run Date: 6/30/2015
 Run Time: 5:07:57PM

Demand Account Activity

Start Date: 7/1/2014 End Date: 6/30/2015

Page: 240
 User: 0

Jnl. Entry	Ref #	Trx. Date	Ledger	Debit Amount	Credit Amount
992627	1519495	2/17/2015	270	65.00	
992629	1519496	2/17/2015	270	65.00	
992649	1519502	2/17/2015	270	15.00	
992636	142700202	2/17/2015	270		1,022,000.00
992696	142700206	2/17/2015	270		22,713,121.45
992708	8005769	2/17/2015	270		2,197.29
992707	142700206	2/17/2015	270		28,281,350.45
993103	142700212	2/17/2015	270		40,000,000.00
993147	142700203 AIRS TA	2/18/2015	270	101,502,535.59	
993392	142700211	2/18/2015	270	40,000,000.00	
993150	142700201	2/18/2015	270	12,000,000.00	
993152	142700206	2/18/2015	270	6,000,000.00	
993144	1519597	2/18/2015	270	1,400,000.00	
993386	1519625	2/18/2015	270	1,220,041.02	
993367	1519607	2/18/2015	270	1,148,748.07	
993387	1519626	2/18/2015	270	1,117,528.31	
993431	1519656	2/18/2015	270	575,996.47	
993432	1519657	2/18/2015	270	473,764.47	
993409	1519659	2/18/2015	270	470,071.39	
993133	1519593	2/18/2015	270	391,931.03	
993134	1519594	2/18/2015	270	386,234.28	
993401	1519658	2/18/2015	270	323,196.23	
993135	1519595	2/18/2015	270	163,301.50	
993447	1519681	2/18/2015	270	148,796.84	
993383	1519622	2/18/2015	270	142,428.74	
993417	1519647	2/18/2015	270	130,804.80	
993124	1519585	2/18/2015	270	119,110.58	
993420	1519648	2/18/2015	270	115,904.02	
993421	1519649	2/18/2015	270	110,105.05	
993440	1519671	2/18/2015	270	94,000.00	
993125	1519586	2/18/2015	270	91,264.30	
993423	1519650	2/18/2015	270	78,209.03	
993424	1519651	2/18/2015	270	61,166.01	
993439	1519670	2/18/2015	270	60,676.10	
993438	1519669	2/18/2015	270	39,983.30	
993384	1519623	2/18/2015	270	34,365.49	
993462	1519692	2/18/2015	270	33,600.00	
993126	1519587	2/18/2015	270	32,009.98	
993113	1519574	2/18/2015	270	22,549.10	
993419	1519662	2/18/2015	270	18,503.07	
993148	142700204 AIRS TA	2/18/2015	270	17,766.03	
993366	1519606	2/18/2015	270	17,354.05	
993403	1519636	2/18/2015	270	17,288.96	
993115	1519576	2/18/2015	270	16,154.70	
993127	1519588	2/18/2015	270	14,568.89	
993426	1519652	2/18/2015	270	14,409.93	
993116	1519577	2/18/2015	270	11,970.97	
993385	1519624	2/18/2015	270	11,153.43	
993446	1519680	2/18/2015	270	11,101.65	
993114	1519575	2/18/2015	270	10,098.00	
993360	1519601	2/18/2015	270	9,073.96	
993128	1519589	2/18/2015	270	9,054.69	
993129	1519590	2/18/2015	270	6,871.89	
993412	1519660	2/18/2015	270	6,102.43	
993130	1519591	2/18/2015	270	5,500.00	
993473	1519696	2/18/2015	270	5,308.59	

Run Date: 6/30/2015
 Run Time: 5:07:57PM

Demand Account Activity

Start Date: 7/1/2014 End Date: 6/30/2015

Page: 241
 User: 0

Jnl. Entry	Ref #	Trx. Date	Ledger	Debit Amount	Credit Amount
993131	1519592	2/18/2015	270	5,039.24	
993449	1519682	2/18/2015	270	4,749.90	
993405	1519638	2/18/2015	270	4,714.32	
993117	1519578	2/18/2015	270	4,655.98	
993118	1519579	2/18/2015	270	4,519.27	
993119	1519580	2/18/2015	270	3,558.97	
993361	1519602	2/18/2015	270	3,521.01	
993437	1519668	2/18/2015	270	3,313.50	
993469	1519693	2/18/2015	270	3,300.00	
993120	1519581	2/18/2015	270	2,995.95	
993472	1519695	2/18/2015	270	2,835.13	
993416	1519646	2/18/2015	270	2,725.00	
993427	1519653	2/18/2015	270	2,620.22	
993471	1519694	2/18/2015	270	2,500.00	
993408	1519641	2/18/2015	270	1,707.60	
993407	1519640	2/18/2015	270	1,707.30	
993429	1519654	2/18/2015	270	1,533.49	
993415	1519661	2/18/2015	270	1,173.12	
993121	1519582	2/18/2015	270	1,119.39	
993406	1519639	2/18/2015	270	865.00	
993414	1519645	2/18/2015	270	772.80	
993410	1519642	2/18/2015	270	545.00	
993382	1519621	2/18/2015	270	495.22	
993362	1519605	2/18/2015	270	456.82	
993404	1519637	2/18/2015	270	300.00	
993122	1519583	2/18/2015	270	288.06	
993436	1519667	2/18/2015	270	251.00	
993149	142700205 AIRS DE	2/18/2015	270	191.69	
993442	1519673	2/18/2015	270	130.00	
993413	1519644	2/18/2015	270	70.00	
993123	1519584	2/18/2015	270	50.00	
993411	1519643	2/18/2015	270	48.39	
993430	1519655	2/18/2015	270	5.23	
993153	142700207	2/18/2015	270		1,148,748.07
993151	142700202	2/18/2015	270		809,000.00
993418	142700212	2/18/2015	270		26,023,642.13
993154	142700208	2/18/2015	270		135,361,702.89
994568	142700206	2/19/2015	270	39,918,800.00	
994564	142700203 AIRS TA	2/19/2015	270	36,946,023.94	
994566	142700205	2/19/2015	270	12,000,000.00	
994562	142700201	2/19/2015	270	9,000,000.00	
994542	1519704	2/19/2015	270	4,122,358.71	
994660	1519763	2/19/2015	270	1,135,776.71	
994654	1519786	2/19/2015	270	565,992.00	
994618	1519760	2/19/2015	270	399,026.02	
994668	1519768	2/19/2015	270	309,465.00	
994622	1519761	2/19/2015	270	277,194.94	
994667	1519767	2/19/2015	270	122,765.00	
994594	1519729	2/19/2015	270	121,118.51	
994629	1519762	2/19/2015	270	113,196.21	
994616	1519748	2/19/2015	270	85,530.68	
994666	1519766	2/19/2015	270	66,990.00	
994693	1519777	2/19/2015	270	65,729.03	
994614	1519746	2/19/2015	270	53,858.70	
994615	1519747	2/19/2015	270	40,856.94	
994544	1519708	2/19/2015	270	38,005.10	

Run Date: 6/30/2015
 Run Time: 5:07:57PM

Demand Account Activity

Page: 242
 User: 0

Start Date: 7/1/2014 End Date: 6/30/2015

Jnl. Entry	Ref #	Trx. Date	Ledger	Debit Amount	Credit Amount
993688	1519700	2/19/2015	270	36,066.80	
994539	1519707	2/19/2015	270	21,681.82	
994574	1519715	2/19/2015	270	20,632.69	
994665	1519765	2/19/2015	270	17,130.00	
994690	1519776	2/19/2015	270	15,719.14	
994688	1519775	2/19/2015	270	15,062.38	
994647	1519814	2/19/2015	270	12,441.00	
994686	1519774	2/19/2015	270	11,708.79	
994577	1519718	2/19/2015	270	10,955.00	
993482	1519699	2/19/2015	270	10,375.00	
994576	1519717	2/19/2015	270	10,239.60	
994659	1519758	2/19/2015	270	9,952.95	
994623	1519753	2/19/2015	270	8,696.82	
994644	1519785	2/19/2015	270	7,584.20	
994684	1519773	2/19/2015	270	6,767.33	
994681	1519772	2/19/2015	270	6,300.00	
994606	1519759	2/19/2015	270	6,296.92	
994602	1519734	2/19/2015	270	6,287.50	
994573	1519714	2/19/2015	270	5,904.53	
994591	1519740	2/19/2015	270	5,588.75	
994546	1519709	2/19/2015	270	5,086.87	
994575	1519716	2/19/2015	270	5,000.00	
994640	1519784	2/19/2015	270	3,177.40	
993461	1519698	2/19/2015	270	2,529.25	
994651	1519816	2/19/2015	270	2,500.00	
994599	1519732	2/19/2015	270	1,575.00	
994620	1519751	2/19/2015	270	1,485.01	
994588	1519738	2/19/2015	270	1,470.00	
994678	1519830	2/19/2015	270	950.00	
994548	1519710	2/19/2015	270	915.33	
994619	1519750	2/19/2015	270	787.25	
994540	1519713	2/19/2015	270	650.06	
994675	1519828	2/19/2015	270	615.00	
994617	1519749	2/19/2015	270	570.00	
994672	1519826	2/19/2015	270	510.00	
994585	1519735	2/19/2015	270	500.00	
994586	1519736	2/19/2015	270	482.25	
994621	1519752	2/19/2015	270	469.82	
994592	1519741	2/19/2015	270	450.00	
993433	1519697	2/19/2015	270	445.00	
994596	1519730	2/19/2015	270	339.75	
994601	1519733	2/19/2015	270	300.00	
994589	1519739	2/19/2015	270	270.00	
994677	1519829	2/19/2015	270	270.00	
994645	1519813	2/19/2015	270	178.50	
994673	1519827	2/19/2015	270	150.00	
994587	1519737	2/19/2015	270	120.00	
994650	1519815	2/19/2015	270	110.50	
994637	1519825	2/19/2015	270	100.00	
994598	1519731	2/19/2015	270	100.00	
994604	8005769	2/19/2015	270		8,711.94
994563	142700202	2/19/2015	270		969,000.00
994608	142700207	2/19/2015	270		89,002,440.03
994609	142700208	2/19/2015	270		14,784,508.69
994729	142700207	2/20/2015	270	93,001,700.00	
994765	1519867	2/20/2015	270	50,755,559.79	

Run Date: 6/30/2015
 Run Time: 5:07:57PM

Demand Account Activity

Page: 243
 User: 0

Start Date: 7/1/2014 End Date: 6/30/2015

Jnl. Entry	Ref #	Trx. Date	Ledger	Debit Amount	Credit Amount
994746	142700204 AIRS TA	2/20/2015	270	21,201,955.31	
994745	142700203	2/20/2015	270	8,000,000.00	
994840	1519939	2/20/2015	270	3,663,095.57	
995172	1519978	2/20/2015	270	2,864,173.91	
994767	1519868	2/20/2015	270	1,000,000.00	
994769	1519869	2/20/2015	270	461,790.62	
994785	1519886	2/20/2015	270	247,411.72	
994841	1519940	2/20/2015	270	231,450.13	
994843	1519942	2/20/2015	270	212,902.41	
994833	1519934	2/20/2015	270	196,239.00	
994772	1519872	2/20/2015	270	150,020.39	
994842	1519941	2/20/2015	270	138,410.78	
994836	1519937	2/20/2015	270	135,375.00	
994762	1519864	2/20/2015	270	76,867.84	
994814	1519915	2/20/2015	270	72,556.46	
994749	142700205 AIRS TA	2/20/2015	270	64,001.72	
994784	1519885	2/20/2015	270	63,034.98	
994839	1519938	2/20/2015	270	48,357.02	
994788	1519889	2/20/2015	270	44,756.58	
994815	1519916	2/20/2015	270	34,187.40	
994783	1519884	2/20/2015	270	29,279.58	
994763	1519865	2/20/2015	270	25,210.85	
994793	1519894	2/20/2015	270	20,788.50	
994816	1519917	2/20/2015	270	20,712.25	
995154	1519969	2/20/2015	270	15,613.40	
994764	1519866	2/20/2015	270	15,239.55	
994692	1519831	2/20/2015	270	11,472.34	
994759	1519861	2/20/2015	270	11,036.68	
994702	1519833	2/20/2015	270	10,156.24	
994771	1519871	2/20/2015	270	6,972.00	
994773	1519873	2/20/2015	270	6,749.11	
994761	1519863	2/20/2015	270	5,510.34	
994817	1519918	2/20/2015	270	5,290.96	
994791	1519892	2/20/2015	270	5,035.00	
994812	1519913	2/20/2015	270	4,937.00	
994813	1519914	2/20/2015	270	3,877.00	
994834	1519935	2/20/2015	270	3,122.76	
994835	1519936	2/20/2015	270	3,070.40	
994770	1519870	2/20/2015	270	3,000.00	
994810	1519911	2/20/2015	270	2,657.64	
994707	1519834	2/20/2015	270	2,539.71	
994811	1519912	2/20/2015	270	2,411.20	
994809	1519910	2/20/2015	270	1,931.00	
995170	1519974	2/20/2015	270	1,664.19	
994794	1519895	2/20/2015	270	1,660.00	
994789	1519890	2/20/2015	270	1,147.00	
994807	1519908	2/20/2015	270	1,142.00	
994787	1519888	2/20/2015	270	1,097.65	
994808	1519909	2/20/2015	270	1,029.60	
994792	1519893	2/20/2015	270	950.00	
994796	1519897	2/20/2015	270	895.25	
995137	1519951	2/20/2015	270	845.00	
994805	1519906	2/20/2015	270	844.80	
994752	142700206 AIRS DE	2/20/2015	270	837.95	
994760	1519862	2/20/2015	270	719.92	
994786	1519887	2/20/2015	270	637.50	

Run Date: 6/30/2015
 Run Time: 5:07:57PM

Demand Account Activity

Start Date: 7/1/2014 End Date: 6/30/2015

Page: 244
 User: 0

Jnl. Entry	Ref #	Trx. Date	Ledger	Debit Amount	Credit Amount
994806	1519907	2/20/2015	270	570.30	
994797	1519898	2/20/2015	270	506.36	
994776	1519876	2/20/2015	270	450.00	
994697	1519832	2/20/2015	270	290.00	
994795	1519896	2/20/2015	270	280.00	
994798	1519899	2/20/2015	270	267.56	
994709	1519835	2/20/2015	270	247.25	
994799	1519900	2/20/2015	270	233.50	
995077	1519950	2/20/2015	270	212.50	
994710	1519836	2/20/2015	270	200.00	
994775	1519875	2/20/2015	270	200.00	
994790	1519891	2/20/2015	270	120.00	
995061	1519949	2/20/2015	270	101.76	
994800	1519901	2/20/2015	270	72.00	
994774	1519874	2/20/2015	270	59.50	
994818	1519919	2/20/2015	270	50.64	
994801	1519902	2/20/2015	270	25.00	
994802	1519903	2/20/2015	270	24.00	
994803	1519904	2/20/2015	270	8.00	
994819	1519920	2/20/2015	270	5.57	
994804	1519905	2/20/2015	270	4.00	
994742	142700201	2/20/2015	270		2,864,173.91
994743	142700202	2/20/2015	270		3,000,000.00
994766	8005774	2/20/2015	270		6,380.62
994838	142700210	2/20/2015	270		180,738,983.85
995191	142700202	2/23/2015	270	137,510,894.74	
995193	142700204 AIRS TA	2/23/2015	270	84,545,596.48	
995190	142700201	2/23/2015	270	12,000,000.00	
995510	1520026	2/23/2015	270	1,704,440.55	
995200	1519985	2/23/2015	270	821,542.63	
995497	1520020	2/23/2015	270	578,836.55	
995509	1520027	2/23/2015	270	519,851.05	
995194	142700205 AIRS TA	2/23/2015	270	48,227.75	
995206	1519991	2/23/2015	270	43,937.50	
995499	142700209	2/23/2015	270	40,000.00	
995508	1520025	2/23/2015	270	33,523.30	
995503	1520022	2/23/2015	270	31,402.39	
995425	1520012	2/23/2015	270	22,770.11	
995210	1519995	2/23/2015	270	12,983.06	
995511	1520028	2/23/2015	270	8,531.98	
995211	1519996	2/23/2015	270	8,147.15	
995223	1520008	2/23/2015	270	7,045.75	
995212	1519997	2/23/2015	270	5,134.88	
995213	1519998	2/23/2015	270	4,733.50	
995209	1519994	2/23/2015	270	3,716.66	
995531	1520030	2/23/2015	270	3,036.86	
995502	1520021	2/23/2015	270	2,677.05	
995506	1520024	2/23/2015	270	2,571.94	
995205	1519990	2/23/2015	270	1,677.49	
995221	1520006	2/23/2015	270	1,325.00	
995219	1520004	2/23/2015	270	774.00	
995195	142700206 AIRS DE	2/23/2015	270	608.62	
995424	1520009	2/23/2015	270	570.00	
995203	1519988	2/23/2015	270	447.00	
995204	1519989	2/23/2015	270	417.75	
995201	1519986	2/23/2015	270	342.00	

Run Date: 6/30/2015
 Run Time: 5:07:57PM

Demand Account Activity

Start Date: 7/1/2014 End Date: 6/30/2015

Page: 245
 User: 0

Jnl. Entry	Ref #	Trx. Date	Ledger	Debit Amount	Credit Amount
995532	1520031	2/23/2015	270	293.13	
995222	1520007	2/23/2015	270	250.00	
995202	1519987	2/23/2015	270	153.00	
995505	1520023	2/23/2015	270	149.00	
995220	1520005	2/23/2015	270	90.00	
995207	1519992	2/23/2015	270	78.01	
995208	1519993	2/23/2015	270	4.86	
995192	142700203	2/23/2015	270		4,841,000.00
995174	DFA EFT REV 2/23/	2/23/2015	270		803.00
995174	DFA EFT REV 2/23/	2/23/2015	270		344.98
995504	142700210	2/23/2015	270		20,188,077.24
995198	142700207	2/23/2015	270		210,638,017.75
995522	Back Out Journal Er	2/23/2015	270		40,000.00
995571	142700204 AIRS TA	2/24/2015	270	63,574,799.81	
995570	142700202	2/24/2015	270	26,000,000.00	
995836	142700212	2/24/2015	270	20,000,000.00	
995869	1520122	2/24/2015	270	7,451,916.35	
995835	142700211	2/24/2015	270	7,000,000.00	
995860	1520115	2/24/2015	270	468,231.39	
995583	1520071	2/24/2015	270	266,807.19	
995899	1520150	2/24/2015	270	250,857.00	
995581	1520070	2/24/2015	270	211,595.66	
995862	1520116	2/24/2015	270	209,276.06	
995861	1520117	2/24/2015	270	192,735.80	
995877	1520123	2/24/2015	270	138,692.67	
995880	1520125	2/24/2015	270	123,053.30	
995864	1520119	2/24/2015	270	117,614.29	
995888	1520129	2/24/2015	270	114,200.00	
995842	1520097	2/24/2015	270	74,683.82	
995575	1520076	2/24/2015	270	69,314.44	
995577	1520077	2/24/2015	270	46,870.63	
995878	1520124	2/24/2015	270	45,922.86	
995865	1520120	2/24/2015	270	33,406.80	
995592	1520075	2/24/2015	270	24,477.54	
995848	1520102	2/24/2015	270	23,363.75	
995573	142700205 AIRS TA	2/24/2015	270	21,221.04	
995883	1520127	2/24/2015	270	18,563.29	
995867	1520121	2/24/2015	270	16,711.60	
995908	1520156	2/24/2015	270	16,382.70	
995591	1520078	2/24/2015	270	16,066.79	
995585	1520072	2/24/2015	270	15,410.77	
995910	1520157	2/24/2015	270	14,583.60	
995578	1520069	2/24/2015	270	12,520.04	
995903	1520152	2/24/2015	270	11,300.13	
995580	1520079	2/24/2015	270	10,926.16	
995849	1520103	2/24/2015	270	8,997.50	
995857	1520112	2/24/2015	270	6,122.55	
995858	1520113	2/24/2015	270	5,037.00	
995898	1520149	2/24/2015	270	5,000.00	
995906	1520155	2/24/2015	270	4,959.50	
995851	1520105	2/24/2015	270	4,851.97	
995576	142700207 AIRS DE	2/24/2015	270	4,440.00	
995855	1520109	2/24/2015	270	3,924.19	
995856	1520110	2/24/2015	270	2,607.00	
995905	1520154	2/24/2015	270	2,299.00	
995886	1520128	2/24/2015	270	2,169.00	

Run Date: 6/30/2015
 Run Time: 5:07:57PM

Demand Account Activity

Start Date: 7/1/2014 End Date: 6/30/2015

Page: 246
 User: 0

Jnl. Entry	Ref #	Trx. Date	Ledger	Debit Amount	Credit Amount
995859	1520114	2/24/2015	270	1,682.76	
995589	1520074	2/24/2015	270	1,520.00	
995844	1520098	2/24/2015	270	1,346.70	
995882	1520126	2/24/2015	270	1,230.00	
995574	142700206 AIRS DE	2/24/2015	270	854.46	
995845	1520099	2/24/2015	270	832.50	
995901	1520151	2/24/2015	270	829.00	
995904	1520153	2/24/2015	270	776.00	
995846	1520100	2/24/2015	270	608.80	
995847	1520101	2/24/2015	270	565.00	
995853	1520107	2/24/2015	270	548.00	
995852	1520106	2/24/2015	270	520.00	
995587	1520073	2/24/2015	270	426.18	
995863	1520118	2/24/2015	270	410.00	
995854	1520108	2/24/2015	270	283.71	
995850	1520104	2/24/2015	270	104.44	
995595	1520147	2/24/2015	270	104.00	
995896	1520148	2/24/2015	270	50.00	
995582	1520080	2/24/2015	270	8.28	
995567	142700201	2/24/2015	270		6,267,000.00
995808	DFA EFT REV 2/24	2/24/2015	270		12,496.77
995825	142700208	2/24/2015	270		124,282,522.09
995579	142700203	2/24/2015	270		25,101,379.38
996212	142700203	2/25/2015	270	251,294,000.00	
996306	1520251	2/25/2015	270	46,552,851.82	
996242	142700204 AIRS TA	2/25/2015	270	37,944,514.84	
996295	1520240	2/25/2015	270	31,516,151.50	
996241	142700205	2/25/2015	270	19,000,000.00	
996232	1520183	2/25/2015	270	14,047,882.19	
996226	1520179	2/25/2015	270	1,915,406.00	
996314	1520253	2/25/2015	270	1,305,044.48	
996272	1520219	2/25/2015	270	716,949.44	
996290	1520237	2/25/2015	270	708,000.00	
996313	1520252	2/25/2015	270	554,915.78	
996229	1520181	2/25/2015	270	526,581.20	
996309	1520248	2/25/2015	270	370,895.30	
996208	1520167	2/25/2015	270	299,272.56	
996228	1520180	2/25/2015	270	229,639.85	
996305	1520245	2/25/2015	270	189,025.46	
996233	1520184	2/25/2015	270	112,154.00	
996235	1520185	2/25/2015	270	106,649.62	
996307	1520246	2/25/2015	270	74,197.67	
995915	1520161	2/25/2015	270	60,396.38	
996222	1520175	2/25/2015	270	46,230.38	
996285	1520254	2/25/2015	270	35,290.49	
995916	1520162	2/25/2015	270	33,209.97	
996246	1520195	2/25/2015	270	32,564.68	
995923	1520176	2/25/2015	270	24,788.84	
996215	1520168	2/25/2015	270	22,000.00	
996224	1520177	2/25/2015	270	17,211.99	
996292	1520238	2/25/2015	270	14,143.61	
996308	1520247	2/25/2015	270	13,787.60	
996251	1520201	2/25/2015	270	10,354.75	
996230	1520182	2/25/2015	270	8,282.61	
996220	1520173	2/25/2015	270	7,511.76	
996252	1520202	2/25/2015	270	6,525.53	

Run Date: 6/30/2015
 Run Time: 5:07:57PM

Demand Account Activity

Start Date: 7/1/2014 End Date: 6/30/2015

Page: 247
 User: 0

Jnl. Entry	Ref #	Trx. Date	Ledger	Debit Amount	Credit Amount
996294	1520239	2/25/2015	270	5,473.20	
996263	1520210	2/25/2015	270	4,621.00	
996269	1520216	2/25/2015	270	4,031.75	
996221	1520174	2/25/2015	270	3,336.97	
996253	1520203	2/25/2015	270	3,220.09	
996297	1520258	2/25/2015	270	2,692.20	
996289	1520236	2/25/2015	270	2,390.50	
996245	1520194	2/25/2015	270	1,967.00	
996302	1520243	2/25/2015	270	1,634.31	
996261	1520208	2/25/2015	270	1,495.00	
996303	1520249	2/25/2015	270	1,386.77	
996267	1520214	2/25/2015	270	1,175.00	
996271	1520218	2/25/2015	270	1,162.98	
996265	1520212	2/25/2015	270	1,123.50	
996218	1520171	2/25/2015	270	1,000.00	
996298	1520241	2/25/2015	270	787.25	
996304	1520244	2/25/2015	270	779.23	
996240	1520191	2/25/2015	270	707.00	
996291	1520255	2/25/2015	270	668.00	
996301	1520242	2/25/2015	270	653.60	
996296	1520257	2/25/2015	270	501.50	
996259	1520206	2/25/2015	270	428.00	
996293	1520256	2/25/2015	270	427.50	
996264	1520211	2/25/2015	270	360.00	
996270	1520217	2/25/2015	270	330.00	
996219	1520172	2/25/2015	270	328.00	
996262	1520209	2/25/2015	270	290.00	
996216	1520169	2/25/2015	270	260.00	
995917	1520163	2/25/2015	270	240.00	
996268	1520215	2/25/2015	270	220.00	
996266	1520213	2/25/2015	270	140.00	
996244	1520193	2/25/2015	270	110.50	
996217	1520170	2/25/2015	270	85.01	
996260	1520207	2/25/2015	270	70.00	
996243	1520192	2/25/2015	270	23.00	
996310	1520250	2/25/2015	270	6.50	
996210	142700202	2/25/2015	270	0.10	
996206	142700201	2/25/2015	270		370,895.30
996299	142700209	2/25/2015	270		20,000,000.00
996300	142700210	2/25/2015	270		303,683,351.88
996248	142700206	2/25/2015	270		20,000,000.00
996249	142700207	2/25/2015	270		20,000,000.00
996231	142700208	2/25/2015	270		13,000,000.00
996353	142700203 AIRS TA	2/26/2015	270	36,550,060.05	
996341	142700201	2/26/2015	270	15,000,000.00	
996360	142700209	2/26/2015	270	10,000,000.00	
996361	142700210	2/26/2015	270	10,000,000.00	
996363	142700211	2/26/2015	270	10,000,000.00	
996351	142700202	2/26/2015	270	5,000,000.00	
996618	1520306	2/26/2015	270	517,422.27	
996619	1520307	2/26/2015	270	418,291.65	
996345	1520273	2/26/2015	270	362,982.54	
996346	1520274	2/26/2015	270	357,164.52	
996642	1520329	2/26/2015	270	356,552.62	
996349	1520281	2/26/2015	270	292,241.43	
996320	1520259	2/26/2015	270	207,393.91	

Run Date: 6/30/2015
 Run Time: 5:07:57PM

Demand Account Activity

Page: 248
 User: 0

Start Date: 7/1/2014 End Date: 6/30/2015

Jnl. Entry	Ref #	Trx. Date	Ledger	Debit Amount	Credit Amount
996350	1520277	2/26/2015	270	152,220.29	
996612	1520300	2/26/2015	270	113,104.72	
996331	1520265	2/26/2015	270	102,054.29	
996333	1520266	2/26/2015	270	100,388.48	
996622	1520310	2/26/2015	270	66,684.00	
996347	1520275	2/26/2015	270	47,568.32	
996375	1520292	2/26/2015	270	45,000.00	
996354	142700204 AIRS TA	2/26/2015	270	43,320.29	
996348	1520276	2/26/2015	270	42,208.03	
996335	1520267	2/26/2015	270	41,060.95	
996657	1520342	2/26/2015	270	37,000.00	
996336	1520268	2/26/2015	270	36,452.04	
996616	1520304	2/26/2015	270	33,362.79	
996374	1520291	2/26/2015	270	32,063.90	
996330	1520264	2/26/2015	270	27,786.40	
996362	1520335	2/26/2015	270	25,000.00	
996617	1520305	2/26/2015	270	24,958.47	
996371	1520288	2/26/2015	270	24,022.75	
996337	1520269	2/26/2015	270	21,608.54	
996344	1520272	2/26/2015	270	15,773.67	
996342	1520270	2/26/2015	270	15,651.80	
996615	1520303	2/26/2015	270	14,815.52	
996343	1520271	2/26/2015	270	12,344.45	
996373	1520290	2/26/2015	270	5,814.73	
996369	1520286	2/26/2015	270	4,535.00	
996643	1520330	2/26/2015	270	3,382.50	
996328	1520262	2/26/2015	270	2,966.72	
996356	142700205 AIRS DE	2/26/2015	270	2,769.71	
996648	1520337	2/26/2015	270	2,154.00	
996329	1520263	2/26/2015	270	2,082.00	
996372	1520289	2/26/2015	270	1,890.00	
996658	1520343	2/26/2015	270	1,740.00	
996613	1520301	2/26/2015	270	1,185.00	
996614	1520302	2/26/2015	270	951.75	
996664	1520355	2/26/2015	270	900.00	
996370	1520287	2/26/2015	270	850.00	
996623	1520311	2/26/2015	270	581.50	
996367	1520284	2/26/2015	270	409.50	
996321	1520261	2/26/2015	270	297.75	
996368	1520285	2/26/2015	270	90.00	
996357	142700206	2/26/2015	270		29,946,334.51
996635	8005777	2/26/2015	270		43,709.85
996364	142700212	2/26/2015	270		60,105,506.08
996732	142700204	2/27/2015	270	180,608,000.00	
996730	142700202	2/27/2015	270	22,000,000.00	
996731	142700203 AIRS TA	2/27/2015	270	19,855,795.16	
996971	1520405	2/27/2015	270	5,425,071.38	
996973	1520406	2/27/2015	270	1,448,202.61	
996952	1520394	2/27/2015	270	651,788.26	
997059	1520466	2/27/2015	270	582,344.57	
996976	1520410	2/27/2015	270	368,165.48	
997051	1520469	2/27/2015	270	316,410.33	
997054	1520464	2/27/2015	270	300,144.88	
997053	1520470	2/27/2015	270	249,410.64	
997002	1520425	2/27/2015	270	210,005.00	
996984	1520414	2/27/2015	270	183,322.41	

Run Date: 6/30/2015
Run Time: 5:07:57PM

Demand Account Activity

Start Date: 7/1/2014 End Date: 6/30/2015

Page: 249
User: 0

Jnl. Entry	Ref #	Trx. Date	Ledger	Debit Amount	Credit Amount
996978	1520411	2/27/2015	270	170,806.80	
997004	1520426	2/27/2015	270	147,720.00	
996980	1520412	2/27/2015	270	141,708.77	
997078	1520496	2/27/2015	270	121,428.57	
997052	1520463	2/27/2015	270	94,987.50	
996982	1520413	2/27/2015	270	67,344.00	
996955	1520395	2/27/2015	270	64,133.37	
997117	142700210	2/27/2015	270	52,792.75	
996709	1520384	2/27/2015	270	49,065.20	
997057	1520465	2/27/2015	270	32,675.00	
997042	1520456	2/27/2015	270	27,267.03	
996975	1520408	2/27/2015	270	24,008.25	
996963	1520409	2/27/2015	270	21,101.16	
997091	1520457	2/27/2015	270	17,955.95	
996945	1520385	2/27/2015	270	15,573.00	
997027	1520447	2/27/2015	270	12,504.78	
997044	1520458	2/27/2015	270	12,060.72	
996710	1520459	2/27/2015	270	10,064.32	
996950	1520393	2/27/2015	270	10,006.00	
996974	1520407	2/27/2015	270	9,030.13	
997039	1520454	2/27/2015	270	7,229.75	
996999	1520423	2/27/2015	270	7,116.00	
997041	1520455	2/27/2015	270	6,531.00	
997056	1520471	2/27/2015	270	4,990.73	
996970	1520404	2/27/2015	270	4,818.69	
997102	1520516	2/27/2015	270	4,574.00	
996693	1520361	2/27/2015	270	4,308.00	
997033	1520451	2/27/2015	270	4,019.57	
997080	1520497	2/27/2015	270	3,708.68	
996948	1520392	2/27/2015	270	3,500.00	
997035	1520452	2/27/2015	270	3,377.00	
997074	1520493	2/27/2015	270	3,361.47	
997072	1520492	2/27/2015	270	3,000.05	
997048	1520461	2/27/2015	270	2,510.77	
997037	1520453	2/27/2015	270	2,433.45	
997076	1520494	2/27/2015	270	2,287.63	
997026	1520446	2/27/2015	270	2,113.68	
997070	1520491	2/27/2015	270	1,941.00	
997032	1520450	2/27/2015	270	1,450.15	
996997	1520421	2/27/2015	270	1,045.00	
996708	1520376	2/27/2015	270	970.00	
997104	1520518	2/27/2015	270	860.80	
997050	1520462	2/27/2015	270	848.38	
997045	1520468	2/27/2015	270	818.20	
996992	1520419	2/27/2015	270	687.25	
997100	1520515	2/27/2015	270	675.00	
997031	1520449	2/27/2015	270	634.00	
997047	1520460	2/27/2015	270	580.00	
997000	1520424	2/27/2015	270	560.00	
996964	1520510	2/27/2015	270	500.00	
997058	1520472	2/27/2015	270	464.00	
997107	1520519	2/27/2015	270	450.00	
997111	1520521	2/27/2015	270	420.00	
997090	1520514	2/27/2015	270	400.00	
997105	1520517	2/27/2015	270	369.00	
997077	1520495	2/27/2015	270	350.04	

Run Date: 6/30/2015
 Run Time: 5:07:57PM

Demand Account Activity

Start Date: 7/1/2014 End Date: 6/30/2015

Page: 250
 User: 0

Jnl. Entry	Ref #	Trx. Date	Ledger	Debit Amount	Credit Amount
996949	1520388	2/27/2015	270	317.75	
996951	1520389	2/27/2015	270	310.00	
996954	1520391	2/27/2015	270	263.24	
997063	1520467	2/27/2015	270	245.00	
997106	1520511	2/27/2015	270	240.00	
997109	1520520	2/27/2015	270	225.00	
996998	1520422	2/27/2015	270	200.00	
997110	1520513	2/27/2015	270	135.00	
996996	1520420	2/27/2015	270	80.00	
997108	1520512	2/27/2015	270	53.00	
997029	1520448	2/27/2015	270	50.00	
996707	1520375	2/27/2015	270	47.50	
996705	1520373	2/27/2015	270	38.25	
996704	1520372	2/27/2015	270	33.92	
996947	1520387	2/27/2015	270	26.16	
996946	1520386	2/27/2015	270	21.25	
996706	1520374	2/27/2015	270	17.00	
996953	1520390	2/27/2015	270	1.00	
996729	142700201	2/27/2015	270		12,009,073.96
996734	142700206	2/27/2015	270		20,000,000.00
996735	142700207	2/27/2015	270		20,000,000.00
996736	142700208	2/27/2015	270		20,000,000.00
996966	8005779	2/27/2015	270		21,111.30
997084	142700209	2/27/2015	270		90,259,811.66
997097	8005780	2/27/2015	270		5,489.83
997092	142700211	2/27/2015	270		78,123,000.00
997285	142700301	3/2/2015	270	30,525,000.00	
997295	142700302	3/2/2015	270	14,000,000.00	
997296	142700303	3/2/2015	270	14,000,000.00	
997297	142700304	3/2/2015	270	14,000,000.00	
997327	1520586	3/2/2015	270	6,357,500.08	
997364	1520620	3/2/2015	270	3,168,900.47	
997335	1520528	3/2/2015	270	2,626,000.00	
997303	1520563	3/2/2015	270	511,451.13	
997302	1520562	3/2/2015	270	231,777.14	
997328	1520587	3/2/2015	270	172,023.78	
997329	1520588	3/2/2015	270	132,515.74	
997301	1520561	3/2/2015	270	131,145.78	
997293	1520557	3/2/2015	270	126,715.38	
997387	1520639	3/2/2015	270	100,000.00	
997332	1520591	3/2/2015	270	93,004.64	
997275	1520546	3/2/2015	270	82,960.15	
997324	1520583	3/2/2015	270	56,860.21	
997263	1520535	3/2/2015	270	50,000.00	
997264	1520536	3/2/2015	270	42,024.34	
997272	1520544	3/2/2015	270	38,941.10	
997319	1520578	3/2/2015	270	30,999.60	
997287	1520551	3/2/2015	270	30,262.06	
997330	1520589	3/2/2015	270	25,956.27	
997286	1520550	3/2/2015	270	23,479.58	
997331	1520590	3/2/2015	270	19,847.01	
997326	1520585	3/2/2015	270	14,000.94	
997384	1520636	3/2/2015	270	9,220.00	
997386	1520638	3/2/2015	270	6,346.16	
997292	1520556	3/2/2015	270	6,223.18	
997270	1520542	3/2/2015	270	5,131.47	

Run Date: 6/30/2015
 Run Time: 5:07:57PM

Demand Account Activity

Start Date: 7/1/2014 End Date: 6/30/2015

Page: 251
 User: 0

Jnl. Entry	Ref #	Trx. Date	Ledger	Debit Amount	Credit Amount
997269	1520541	3/2/2015	270	4,743.84	
997299	1520560	3/2/2015	270	3,796.74	
997304	1520564	3/2/2015	270	3,780.86	
997291	1520555	3/2/2015	270	3,424.00	
997271	1520543	3/2/2015	270	3,216.97	
997363	1520619	3/2/2015	270	2,574.48	
997288	1520552	3/2/2015	270	1,714.59	
997305	1520565	3/2/2015	270	1,302.02	
997318	1520577	3/2/2015	270	1,301.20	
997334	1520598	3/2/2015	270	1,207.00	
997350	1520612	3/2/2015	270	1,037.00	
997317	1520576	3/2/2015	270	890.00	
997383	1520635	3/2/2015	270	780.00	
997315	1520575	3/2/2015	270	695.83	
997280	1520553	3/2/2015	270	481.75	
997381	1520633	3/2/2015	270	300.00	
997325	1520584	3/2/2015	270	241.73	
997265	1520537	3/2/2015	270	195.00	
997313	1520573	3/2/2015	270	175.00	
997267	1520539	3/2/2015	270	174.00	
997266	1520538	3/2/2015	270	130.00	
997347	1520609	3/2/2015	270	129.80	
997312	1520572	3/2/2015	270	87.00	
997268	1520540	3/2/2015	270	65.00	
997314	1520574	3/2/2015	270	58.05	
997382	1520634	3/2/2015	270	50.00	
997290	1520554	3/2/2015	270	35.07	
997348	1520610	3/2/2015	270	33.95	
997311	1520571	3/2/2015	270	28.00	
997310	1520570	3/2/2015	270	20.00	
997308	1520568	3/2/2015	270	8.00	
997309	1520569	3/2/2015	270	8.00	
997349	1520611	3/2/2015	270	4.25	
997306	1520566	3/2/2015	270	4.00	
997307	1520567	3/2/2015	270	4.00	
997300	142700306	3/2/2015	270		86,715,232.86
997768	142700308	3/3/2015	270	63,727,000.00	
997737	Reverse and Correc	3/3/2015	270	20,000,000.00	
997728	143000301	3/3/2015	270	15,000,000.00	
997738	142700304 AIRS TA	3/3/2015	270	12,913,389.67	
998107	1520724	3/3/2015	270	1,897,407.23	
997753	1520664	3/3/2015	270	1,434,820.33	
998087	1520703	3/3/2015	270	560,308.87	
998088	1520704	3/3/2015	270	547,574.39	
997757	1520673	3/3/2015	270	502,642.42	
998095	1520711	3/3/2015	270	479,516.74	
998125	1520742	3/3/2015	270	368,449.00	
998180	1520789	3/3/2015	270	356,000.00	
998089	1520705	3/3/2015	270	351,481.03	
998108	1520725	3/3/2015	270	327,016.06	
997729	143000302	3/3/2015	270	259,702.00	
997764	1520678	3/3/2015	270	186,748.85	
998090	1520706	3/3/2015	270	143,536.16	
997760	1520674	3/3/2015	270	119,370.00	
997766	142700305 AIRS TA	3/3/2015	270	67,857.51	
998109	1520726	3/3/2015	270	63,647.15	

Run Date: 6/30/2015
 Run Time: 5:07:57PM

Demand Account Activity

Page: 252
 User: 0

Start Date: 7/1/2014 End Date: 6/30/2015

Jnl. Entry	Ref #	Trx. Date	Ledger	Debit Amount	Credit Amount
998091	1520707	3/3/2015	270	61,977.19	
998073	1520689	3/3/2015	270	54,486.37	
998170	1520780	3/3/2015	270	43,787.42	
998106	1520723	3/3/2015	270	43,303.11	
997745	1520658	3/3/2015	270	37,593.92	
998084	1520700	3/3/2015	270	29,457.16	
997752	1520663	3/3/2015	270	26,881.58	
998085	1520701	3/3/2015	270	25,388.37	
997749	1520670	3/3/2015	270	23,062.43	
997743	1520656	3/3/2015	270	19,455.31	
997747	1520660	3/3/2015	270	16,331.46	
997744	1520657	3/3/2015	270	13,627.96	
998092	1520708	3/3/2015	270	9,631.30	
998102	1520719	3/3/2015	270	9,421.71	
998076	1520692	3/3/2015	270	8,426.22	
997761	1520675	3/3/2015	270	7,738.03	
997748	1520661	3/3/2015	270	6,317.87	
997762	1520676	3/3/2015	270	6,148.97	
998142	1520741	3/3/2015	270	4,976.77	
998145	1520767	3/3/2015	270	4,571.00	
998157	1520775	3/3/2015	270	4,471.00	
997742	1520655	3/3/2015	270	4,365.00	
998126	1520743	3/3/2015	270	4,140.88	
997767	142700306 AIRS DE	3/3/2015	270	4,013.28	
998093	1520709	3/3/2015	270	3,737.40	
997763	1520677	3/3/2015	270	3,620.00	
998105	1520722	3/3/2015	270	3,508.42	
998152	1520771	3/3/2015	270	3,201.90	
998146	1520778	3/3/2015	270	3,106.07	
998082	1520698	3/3/2015	270	2,672.00	
997746	1520659	3/3/2015	270	2,500.00	
998083	1520699	3/3/2015	270	2,374.95	
998104	1520721	3/3/2015	270	1,651.57	
998074	1520690	3/3/2015	270	1,570.00	
998094	1520710	3/3/2015	270	1,533.49	
998143	1520765	3/3/2015	270	1,425.00	
998153	1520772	3/3/2015	270	1,345.00	
998075	1520691	3/3/2015	270	1,328.15	
998081	1520697	3/3/2015	270	1,202.92	
997759	1520683	3/3/2015	270	950.00	
998132	1520747	3/3/2015	270	900.00	
998128	1520745	3/3/2015	270	850.00	
997751	1520671	3/3/2015	270	831.50	
998130	1520746	3/3/2015	270	810.00	
998140	1520764	3/3/2015	270	648.75	
997736	1520668	3/3/2015	270	617.75	
998078	1520694	3/3/2015	270	530.34	
997741	1520669	3/3/2015	270	497.00	
998127	1520744	3/3/2015	270	495.00	
998079	1520695	3/3/2015	270	490.00	
997755	1520672	3/3/2015	270	479.00	
997758	1520667	3/3/2015	270	368.60	
998148	1520768	3/3/2015	270	360.00	
998156	1520774	3/3/2015	270	360.00	
998080	1520696	3/3/2015	270	302.00	
998144	1520766	3/3/2015	270	270.00	

Run Date: 6/30/2015
 Run Time: 5:07:57PM

Demand Account Activity

Start Date: 7/1/2014 End Date: 6/30/2015

Page: 253
 User: 0

Jnl. Entry	Ref #	Trx. Date	Ledger	Debit Amount	Credit Amount
998154	1520773	3/3/2015	270	260.00	
998086	1520702	3/3/2015	270	251.50	
998149	1520769	3/3/2015	270	189.75	
998103	1520720	3/3/2015	270	176.75	
997740	1520654	3/3/2015	270	128.07	
997750	1520662	3/3/2015	270	106.77	
997756	1520666	3/3/2015	270	80.00	
998077	1520693	3/3/2015	270	80.00	
997774	1520763	3/3/2015	270	80.00	
998151	1520770	3/3/2015	270	30.00	
997754	1520665	3/3/2015	270	8.50	
997737	Reverse and Correc	3/3/2015	270		19,981,400.00
997731	143000303	3/3/2015	270		3,834,000.00
997777	142700309	3/3/2015	270		32,000,000.00
997980	142700311	3/3/2015	270		32,000,000.00
997780	142700310	3/3/2015	270		32,000,000.00
998122	8005782	3/3/2015	270		3,500.64
998118	142700312	3/3/2015	270		19,872,572.74
998556	1520846	3/4/2015	270	45,354,289.61	
998214	142700307	3/4/2015	270	28,500,000.00	
998199	143000303	3/4/2015	270	17,000,000.00	
998210	142700304 AIRS TA	3/4/2015	270	8,081,009.26	
998222	1520804	3/4/2015	270	1,242,000.00	
998231	1520818	3/4/2015	270	1,050,000.00	
998588	1520886	3/4/2015	270	712,606.60	
998558	1520848	3/4/2015	270	661,651.74	
998567	1520855	3/4/2015	270	387,348.11	
998219	1520814	3/4/2015	270	315,617.28	
998232	1520819	3/4/2015	270	172,000.00	
998557	1520847	3/4/2015	270	124,849.70	
998576	1520863	3/4/2015	270	114,177.00	
998216	1520802	3/4/2015	270	104,969.00	
998225	1520831	3/4/2015	270	89,445.00	
998611	1520893	3/4/2015	270	72,235.00	
998568	1520856	3/4/2015	270	60,524.10	
998569	1520857	3/4/2015	270	45,958.28	
998215	1520811	3/4/2015	270	39,962.38	
998571	1520859	3/4/2015	270	30,498.81	
998566	1520854	3/4/2015	270	24,607.02	
998608	1520891	3/4/2015	270	21,779.50	
998211	142700305 AIRS TA	3/4/2015	270	21,223.62	
998554	1520844	3/4/2015	270	19,010.76	
998555	1520845	3/4/2015	270	18,444.26	
998218	1520813	3/4/2015	270	7,348.94	
998609	1520892	3/4/2015	270	6,600.00	
998595	1520889	3/4/2015	270	5,185.28	
998213	1520810	3/4/2015	270	4,956.00	
998531	1520825	3/4/2015	270	4,181.75	
998195	1520809	3/4/2015	270	2,568.44	
998573	1520861	3/4/2015	270	2,550.00	
998227	1520808	3/4/2015	270	2,220.33	
998217	1520812	3/4/2015	270	2,131.85	
998590	1520887	3/4/2015	270	1,870.00	
998223	1520805	3/4/2015	270	1,812.83	
998533	1520823	3/4/2015	270	1,755.00	
998570	1520858	3/4/2015	270	1,741.40	

Run Date: 6/30/2015
 Run Time: 5:07:57PM

Demand Account Activity

Start Date: 7/1/2014 End Date: 6/30/2015

Page: 254
 User: 0

Jnl. Entry	Ref #	Trx. Date	Ledger	Debit Amount	Credit Amount
998230	1520817	3/4/2015	270	1,300.00	
998224	1520806	3/4/2015	270	1,271.76	
998572	1520860	3/4/2015	270	1,035.00	
998226	1520807	3/4/2015	270	899.03	
998565	1520853	3/4/2015	270	830.64	
998564	1520852	3/4/2015	270	720.00	
998212	142700306 AIRS DE	3/4/2015	270	577.35	
998233	1520821	3/4/2015	270	404.25	
998628	1520900	3/4/2015	270	397.00	
998552	1520842	3/4/2015	270	373.83	
998629	1520901	3/4/2015	270	361.20	
998183	1520792	3/4/2015	270	345.00	
998530	1520824	3/4/2015	270	330.00	
998535	1520826	3/4/2015	270	330.00	
998553	1520843	3/4/2015	270	111.14	
998563	1520851	3/4/2015	270	100.00	
998220	1520803	3/4/2015	270	70.73	
998532	1520822	3/4/2015	270	70.00	
998606	1520890	3/4/2015	270	41.80	
998207	142700301	3/4/2015	270		10,000,000.00
998208	142700302	3/4/2015	270		712,606.60
998209	142700303	3/4/2015	270		100,000.00
998234	142700308	3/4/2015	270		17,000,000.00
998542	142700309	3/4/2015	270		17,000,000.00
998543	142700310	3/4/2015	270		17,000,000.00
998575	8005784 & 8005783	3/4/2015	270		4,857.87
998604	142700312	3/4/2015	270		22,625,498.76
999869	142700311	3/6/2015	270	49,098,750.00	
999866	142700308	3/6/2015	270	34,000,000.00	
999867	142700309	3/6/2015	270	34,000,000.00	
999868	142700310	3/6/2015	270	34,000,000.00	
999877	142700312 AIRS TA	3/6/2015	270	26,937,678.49	
999818	142700305	3/6/2015	270	21,540,000.00	
999803	143000303	3/6/2015	270	11,000,000.00	
999815	142700303	3/6/2015	270	3,200,000.00	
999913	1520987	3/6/2015	270	2,642,324.02	
999836	1520953	3/6/2015	270	2,000,000.00	
999976	1521055	3/6/2015	270	1,444,733.35	
999942	1521040	3/6/2015	270	1,151,000.00	
999977	1521057	3/6/2015	270	1,092,030.95	
999916	1520990	3/6/2015	270	911,094.14	
999839	1520955	3/6/2015	270	420,656.87	
999914	1520988	3/6/2015	270	346,635.07	
999850	1520962	3/6/2015	270	317,750.56	
999841	1520956	3/6/2015	270	244,033.00	
999915	1520989	3/6/2015	270	228,318.62	
999979	1521058	3/6/2015	270	196,886.05	
999851	1520963	3/6/2015	270	157,576.58	
999847	1520938	3/6/2015	270	148,543.41	
999830	1520949	3/6/2015	270	127,500.00	
999908	1520984	3/6/2015	270	121,227.24	
999831	1520950	3/6/2015	270	103,187.42	
999856	1520966	3/6/2015	270	95,282.19	
999955	1521029	3/6/2015	270	93,756.48	
999821	1520932	3/6/2015	270	89,701.84	
999956	1521030	3/6/2015	270	74,749.77	

Run Date: 6/30/2015
 Run Time: 5:07:57PM

Demand Account Activity

Start Date: 7/1/2014 End Date: 6/30/2015

Page: 255
 User: 0

Jnl. Entry	Ref #	Trx. Date	Ledger	Debit Amount	Credit Amount
999853	1520964	3/6/2015	270	65,417.44	
999854	1520939	3/6/2015	270	55,000.00	
999843	1520957	3/6/2015	270	43,647.84	
999957	1521031	3/6/2015	270	40,889.87	
999934	1521014	3/6/2015	270	39,934.40	
999912	1520986	3/6/2015	270	39,512.42	
999820	1520931	3/6/2015	270	38,821.59	
999935	1521015	3/6/2015	270	35,707.43	
999911	1520985	3/6/2015	270	29,898.93	
999878	142700313 AIRS TA	3/6/2015	270	27,358.00	
999972	1521053	3/6/2015	270	21,810.22	
999840	1520935	3/6/2015	270	21,606.98	
999845	1520958	3/6/2015	270	16,812.53	
999944	1521041	3/6/2015	270	16,141.00	
999833	1520951	3/6/2015	270	14,895.36	
999907	1520983	3/6/2015	270	9,404.89	
999828	1520947	3/6/2015	270	9,272.98	
999974	1521054	3/6/2015	270	8,298.83	
999958	1521032	3/6/2015	270	7,928.25	
999953	1521027	3/6/2015	270	7,660.29	
999829	1520948	3/6/2015	270	7,190.96	
999940	1521039	3/6/2015	270	6,071.60	
999846	1520959	3/6/2015	270	5,937.59	
999848	1520960	3/6/2015	270	5,252.03	
999954	1521028	3/6/2015	270	5,107.00	
998638	1520914	3/6/2015	270	3,686.00	
999823	1520944	3/6/2015	270	3,396.22	
999825	1520934	3/6/2015	270	3,287.00	
999826	1520946	3/6/2015	270	3,133.70	
999952	1521026	3/6/2015	270	3,097.16	
999822	1520943	3/6/2015	270	3,054.66	
999849	1520961	3/6/2015	270	2,867.79	
999838	1520954	3/6/2015	270	2,500.00	
999816	1520929	3/6/2015	270	2,498.63	
999951	1521025	3/6/2015	270	1,767.17	
998632	1520913	3/6/2015	270	1,664.35	
999835	1520952	3/6/2015	270	1,391.67	
999824	1520945	3/6/2015	270	975.31	
999978	1521056	3/6/2015	270	950.00	
999933	1521013	3/6/2015	270	820.35	
999819	1520930	3/6/2015	270	800.00	
999936	1521016	3/6/2015	270	752.50	
999844	1520937	3/6/2015	270	664.38	
999950	1521024	3/6/2015	270	526.04	
999860	1520941	3/6/2015	270	465.66	
999932	1521012	3/6/2015	270	432.50	
999842	1520936	3/6/2015	270	410.00	
999861	1520942	3/6/2015	270	410.00	
999879	142700314 AIRS DE	3/6/2015	270	345.55	
999949	1521023	3/6/2015	270	250.00	
999945	1521020	3/6/2015	270	120.00	
999946	1521021	3/6/2015	270	120.00	
999948	1521022	3/6/2015	270	72.00	
999857	1520940	3/6/2015	270	64.80	
999938	1521017	3/6/2015	270	45.00	
999941	1521018	3/6/2015	270	28.00	

Run Date: 6/30/2015
 Run Time: 5:07:57PM

Demand Account Activity

Start Date: 7/1/2014 End Date: 6/30/2015

Page: 256
 User: 0

Jnl. Entry	Ref #	Trx. Date	Ledger	Debit Amount	Credit Amount
999943	1521019	3/6/2015	270	20.00	
999813	1520933	3/6/2015	270	12.75	
999939	1521038	3/6/2015	270	5.29	
999889	8005787	3/6/2015	270		13,504.50
999885	142700315	3/6/2015	270		139,746,146.79
999804	142700301	3/6/2015	270		63,644,786.43
999812	142700302	3/6/2015	270		3,459,702.00
999817	142700304	3/6/2015	270		2,061,000.00
999966	DFA EFT Reversal	3/6/2015	270		20,154,346.00
1000005	142700302	3/9/2015	270	78,975,000.00	
1000257	142700310	3/9/2015	270	42,185,000.00	
1000004	142700301	3/9/2015	270	21,000,000.00	
1000006	142700303 AIRS TA	3/9/2015	270	15,837,256.57	
1000309	1521123	3/9/2015	270	1,615,014.72	
1000320	1521128	3/9/2015	270	378,391.82	
1000351	1521157	3/9/2015	270	374,649.09	
1000317	1521125	3/9/2015	270	244,665.94	
1000338	1521143	3/9/2015	270	199,736.10	
1000262	1521075	3/9/2015	270	102,507.54	
1000353	1521158	3/9/2015	270	96,030.14	
1000319	1521127	3/9/2015	270	95,923.25	
1000282	1521092	3/9/2015	270	66,490.50	
1000316	1521124	3/9/2015	270	58,179.11	
1000007	142700304 AIRS TA	3/9/2015	270	47,740.37	
1000341	1521146	3/9/2015	270	45,387.34	
1000310	1521121	3/9/2015	270	40,880.13	
1000259	1521072	3/9/2015	270	23,138.43	
1000260	1521073	3/9/2015	270	18,073.73	
1000292	1521102	3/9/2015	270	18,063.75	
1000369	1521171	3/9/2015	270	16,405.82	
1000354	1521159	3/9/2015	270	15,609.77	
1000304	1521114	3/9/2015	270	13,414.92	
1000318	1521126	3/9/2015	270	10,748.97	
1000264	1521077	3/9/2015	270	10,352.00	
1000355	1521160	3/9/2015	270	10,183.97	
1000263	1521076	3/9/2015	270	8,082.83	
1000261	1521074	3/9/2015	270	7,737.94	
1000370	1521172	3/9/2015	270	7,526.11	
1000298	1521108	3/9/2015	270	7,275.50	
1000356	1521161	3/9/2015	270	6,424.50	
1000313	1521122	3/9/2015	270	5,758.44	
1000294	1521104	3/9/2015	270	4,450.00	
1000357	1521162	3/9/2015	270	4,423.02	
1000283	1521093	3/9/2015	270	3,783.17	
1000290	1521100	3/9/2015	270	3,168.61	
1000284	1521094	3/9/2015	270	3,143.75	
1000364	1521166	3/9/2015	270	2,861.64	
1000362	1521168	3/9/2015	270	2,840.00	
1000300	1521110	3/9/2015	270	2,525.00	
1000375	1521177	3/9/2015	270	2,328.00	
1000312	1521120	3/9/2015	270	2,180.25	
1000286	1521096	3/9/2015	270	2,140.00	
1000296	1521106	3/9/2015	270	1,776.75	
1000302	1521112	3/9/2015	270	1,502.00	
1000293	1521103	3/9/2015	270	1,450.00	
1000311	1521119	3/9/2015	270	1,369.52	

Run Date: 6/30/2015
 Run Time: 5:07:57PM

Demand Account Activity

Page: 257
 User: 0

Start Date: 7/1/2014 End Date: 6/30/2015

Jnl. Entry	Ref #	Trx. Date	Ledger	Debit Amount	Credit Amount
1000350	1521156	3/9/2015	270	1,332.50	
1000291	1521101	3/9/2015	270	1,293.20	
1000365	1521167	3/9/2015	270	1,082.58	
1000288	1521098	3/9/2015	270	1,069.25	
1000272	1521084	3/9/2015	270	1,047.97	
1000295	1521105	3/9/2015	270	860.00	
1000008	142700305 AIRS DE	3/9/2015	270	591.49	
1000299	1521109	3/9/2015	270	580.00	
1000337	1521142	3/9/2015	270	524.50	
1000301	1521111	3/9/2015	270	490.00	
1000363	1521165	3/9/2015	270	477.75	
1000287	1521097	3/9/2015	270	410.00	
1000359	1521164	3/9/2015	270	300.00	
1000285	1521095	3/9/2015	270	250.00	
1000266	1521079	3/9/2015	270	245.00	
1000339	1521144	3/9/2015	270	238.50	
1000297	1521107	3/9/2015	270	230.00	
1000340	1521145	3/9/2015	270	220.00	
1000267	1521080	3/9/2015	270	195.00	
1000303	1521113	3/9/2015	270	170.00	
1000289	1521099	3/9/2015	270	120.00	
1000018	1521071	3/9/2015	270	65.00	
1000265	1521078	3/9/2015	270	65.00	
1000358	1521163	3/9/2015	270	50.00	
1000011	142700306	3/9/2015	270		49,000,000.00
1000012	142700307	3/9/2015	270		49,000,000.00
1000014	142700308	3/9/2015	270		49,000,000.00
1000275	8005788	3/9/2015	270		19,702.06
1000258	142700311	3/9/2015	270		16,428,922.86
1000396	142700303	3/10/2015	270	35,936,892.00	
1000678	142700309	3/10/2015	270	34,000,000.00	
1000679	142700310	3/10/2015	270	34,000,000.00	
1000680	142700311	3/10/2015	270	34,000,000.00	
1000394	142700301	3/10/2015	270	10,000,000.00	
1000725	1521241	3/10/2015	270	7,474,156.60	
1000406	142700304 AIRS TA	3/10/2015	270	5,060,212.30	
1000390	1521192	3/10/2015	270	4,264,147.78	
1000407	142700305 AIRS DE	3/10/2015	270	1,524,762.08	
1000682	1521199	3/10/2015	270	1,450,000.00	
1000702	1521218	3/10/2015	270	262,746.87	
1000683	1521200	3/10/2015	270	177,715.45	
1000726	1521242	3/10/2015	270	108,326.08	
1000704	1521220	3/10/2015	270	79,485.68	
1000797	1521303	3/10/2015	270	68,644.75	
1000727	1521243	3/10/2015	270	43,582.27	
1000711	1521227	3/10/2015	270	41,583.33	
1000791	1521297	3/10/2015	270	41,340.29	
1000784	1521291	3/10/2015	270	39,048.62	
1000796	1521302	3/10/2015	270	38,414.28	
1000728	1521244	3/10/2015	270	33,267.68	
1000729	1521245	3/10/2015	270	26,842.35	
1000724	1521240	3/10/2015	270	25,007.94	
1000703	1521219	3/10/2015	270	24,180.00	
1000415	1521197	3/10/2015	270	21,491.09	
1000712	1521228	3/10/2015	270	19,699.36	
1000412	1521194	3/10/2015	270	15,000.00	

Run Date: 6/30/2015
 Run Time: 5:07:57PM

Demand Account Activity

Start Date: 7/1/2014 End Date: 6/30/2015

Page: 258
 User: 0

Jnl. Entry	Ref #	Trx. Date	Ledger	Debit Amount	Credit Amount
1000389	1521189	3/10/2015	270	11,515.83	
1000792	1521298	3/10/2015	270	10,486.10	
1000705	1521221	3/10/2015	270	3,742.50	
1000413	1521195	3/10/2015	270	3,460.37	
1000414	1521196	3/10/2015	270	3,355.68	
1000790	1521296	3/10/2015	270	1,814.18	
1000707	1521223	3/10/2015	270	1,795.00	
1000782	1521289	3/10/2015	270	1,633.70	
1000798	1521304	3/10/2015	270	1,491.00	
1000795	1521301	3/10/2015	270	1,353.34	
1000783	1521290	3/10/2015	270	737.75	
1000411	1521193	3/10/2015	270	633.00	
1000730	1521246	3/10/2015	270	595.26	
1000691	1521208	3/10/2015	270	535.00	
1000715	1521231	3/10/2015	270	517.88	
1000716	1521232	3/10/2015	270	513.08	
1000785	1521292	3/10/2015	270	457.50	
1000709	1521225	3/10/2015	270	447.75	
1000688	1521205	3/10/2015	270	420.00	
1000685	1521202	3/10/2015	270	355.00	
1000689	1521206	3/10/2015	270	350.00	
1000708	1521224	3/10/2015	270	350.00	
1000706	1521222	3/10/2015	270	300.00	
1000793	1521299	3/10/2015	270	260.00	
1000789	1521295	3/10/2015	270	225.00	
1000684	1521201	3/10/2015	270	147.25	
1000713	1521229	3/10/2015	270	142.87	
1000687	1521204	3/10/2015	270	110.00	
1000686	1521203	3/10/2015	270	101.76	
1000714	1521230	3/10/2015	270	96.55	
1000710	1521226	3/10/2015	270	75.00	
1000690	1521207	3/10/2015	270	47.50	
1000794	1521300	3/10/2015	270	40.00	
1000788	1521294	3/10/2015	270	38.15	
1000786	1521293	3/10/2015	270	29.36	
1000395	142700302	3/10/2015	270		79,825,727.00
1000635	142700308	3/10/2015	270		17,646,034.44
1000697	8005789	3/10/2015	270		99,204.11
1000681	142700312	3/10/2015	270		71,465,377.51
1001085	142700302	3/11/2015	270	16,000,000.00	
1001092	142700304 AIRS TA	3/11/2015	270	15,506,177.20	
1001103	1521318	3/11/2015	270	7,633,309.55	
1001144	1521357	3/11/2015	270	1,782,160.01	
1001142	1521355	3/11/2015	270	1,748,049.96	
1001109	1521358	3/11/2015	270	1,110,664.42	
1001100	1521315	3/11/2015	270	636,614.16	
1001099	1521314	3/11/2015	270	531,126.00	
1001143	1521356	3/11/2015	270	432,046.02	
1001200	1521406	3/11/2015	270	130,000.00	
1001147	1521359	3/11/2015	270	110,674.24	
1001101	1521316	3/11/2015	270	104,594.00	
1001198	1521405	3/11/2015	270	80,021.62	
1001201	1521407	3/11/2015	270	70,493.47	
1001102	1521317	3/11/2015	270	47,640.47	
1001148	1521360	3/11/2015	270	44,324.31	
1001157	1521368	3/11/2015	270	40,301.39	

Run Date: 6/30/2015
 Run Time: 5:07:57PM

Demand Account Activity

Start Date: 7/1/2014 End Date: 6/30/2015

Page: 259
 User: 0

Jnl. Entry	Ref #	Trx. Date	Ledger	Debit Amount	Credit Amount
1001207	1521410	3/11/2015	270	33,608.62	
1001104	1521319	3/11/2015	270	23,270.89	
1001149	1521361	3/11/2015	270	10,197.78	
1001150	1521362	3/11/2015	270	9,844.28	
1001151	1521363	3/11/2015	270	9,507.95	
1001098	1521313	3/11/2015	270	9,286.37	
1001131	1521344	3/11/2015	270	6,608.18	
1001196	1521403	3/11/2015	270	5,036.78	
1001132	1521345	3/11/2015	270	5,000.00	
1001192	1521400	3/11/2015	270	4,825.02	
1001208	1521411	3/11/2015	270	3,996.47	
1001152	1521364	3/11/2015	270	3,857.13	
1001126	1521339	3/11/2015	270	3,303.25	
1001204	1521409	3/11/2015	270	3,257.90	
1001155	1521367	3/11/2015	270	2,034.40	
1001186	1521399	3/11/2015	270	1,994.90	
1001195	1521402	3/11/2015	270	1,371.75	
1001211	1521414	3/11/2015	270	1,045.25	
1001153	1521365	3/11/2015	270	903.77	
1001197	1521404	3/11/2015	270	854.00	
1001128	1521341	3/11/2015	270	715.00	
1001209	1521412	3/11/2015	270	700.00	
1001105	1521320	3/11/2015	270	657.50	
1001220	1521423	3/11/2015	270	575.00	
1001154	1521366	3/11/2015	270	557.50	
1001218	1521421	3/11/2015	270	540.00	
1001210	1521413	3/11/2015	270	520.00	
1001217	1521420	3/11/2015	270	400.00	
1001219	1521422	3/11/2015	270	320.00	
1001127	1521340	3/11/2015	270	270.00	
1001212	1521415	3/11/2015	270	200.00	
1001214	1521417	3/11/2015	270	200.00	
1001216	1521419	3/11/2015	270	160.00	
1001215	1521418	3/11/2015	270	150.00	
1001129	1521342	3/11/2015	270	140.00	
1001213	1521416	3/11/2015	270	135.00	
1001221	1521424	3/11/2015	270	103.24	
1001106	1521321	3/11/2015	270	90.00	
1001193	1521401	3/11/2015	270	46.50	
1001130	1521343	3/11/2015	270	41.90	
1001084	142700302	3/11/2015	270		7,633,309.55
1000804	142700301	3/11/2015	270		830,000.00
1001116	8005790	3/11/2015	270		1,097.62
1001121	142700305	3/11/2015	270		33,050,052.39
1001632	1521522	3/12/2015	270	164,416,993.24	
1001274	142700307	3/12/2015	270	16,750,000.00	
1001254	142700304 AIRS TA	3/12/2015	270	9,427,134.92	
1001237	142700303	3/12/2015	270	9,000,000.00	
1001531	1521478	3/12/2015	270	5,496,294.27	
1001236	142700302	3/12/2015	270	2,000,000.00	
1001600	1521490	3/12/2015	270	139,319.50	
1001276	1521523	3/12/2015	270	138,547.54	
1001635	1521525	3/12/2015	270	108,933.45	
1001257	142700305 AIRS TA	3/12/2015	270	75,432.96	
1001289	1521470	3/12/2015	270	57,247.37	
1001609	1521499	3/12/2015	270	48,078.94	

Run Date: 6/30/2015
Run Time: 5:07:57PM

Demand Account Activity

Start Date: 7/1/2014 End Date: 6/30/2015

Page: 260
User: 0

Jnl. Entry	Ref #	Trx. Date	Ledger	Debit Amount	Credit Amount
1001281	1521462	3/12/2015	270	35,640.63	
1001601	1521491	3/12/2015	270	34,533.24	
1001634	1521524	3/12/2015	270	34,107.65	
1001655	1521543	3/12/2015	270	33,113.00	
1001533	1521479	3/12/2015	270	30,180.00	
1001282	1521463	3/12/2015	270	27,992.21	
1001284	1521465	3/12/2015	270	25,000.00	
1001599	1521489	3/12/2015	270	17,558.40	
1001602	1521492	3/12/2015	270	17,258.85	
1001637	1521527	3/12/2015	270	17,046.00	
1001630	1521520	3/12/2015	270	14,562.69	
1001603	1521493	3/12/2015	270	12,096.10	
1001285	1521466	3/12/2015	270	11,773.29	
1001659	1521545	3/12/2015	270	9,554.19	
1001283	1521464	3/12/2015	270	6,789.00	
1001232	1521459	3/12/2015	270	6,749.11	
1001286	1521467	3/12/2015	270	5,290.40	
1001247	1521436	3/12/2015	270	4,635.00	
1001656	1521544	3/12/2015	270	4,313.76	
1001640	1521530	3/12/2015	270	4,170.00	
1001260	142700306 AIRS DE	3/12/2015	270	2,448.38	
1001287	1521468	3/12/2015	270	2,119.00	
1001279	1521460	3/12/2015	270	1,479.45	
1001638	1521528	3/12/2015	270	1,360.00	
1001610	1521500	3/12/2015	270	1,242.00	
1001263	1521448	3/12/2015	270	845.91	
1001639	1521529	3/12/2015	270	810.00	
1001288	1521469	3/12/2015	270	776.00	
1001290	1521471	3/12/2015	270	680.00	
1001291	1521472	3/12/2015	270	625.00	
1001604	1521494	3/12/2015	270	572.61	
1001606	1521496	3/12/2015	270	462.34	
1001252	1521440	3/12/2015	270	460.00	
1001641	1521531	3/12/2015	270	359.50	
1001251	1521439	3/12/2015	270	350.00	
1001261	1521446	3/12/2015	270	329.55	
1001292	1521473	3/12/2015	270	320.00	
1001605	1521495	3/12/2015	270	289.33	
1001611	1521501	3/12/2015	270	265.00	
1001266	1521450	3/12/2015	270	210.00	
1001636	1521526	3/12/2015	270	200.89	
1001664	1521551	3/12/2015	270	170.00	
1001253	1521441	3/12/2015	270	170.00	
1001255	1521442	3/12/2015	270	122.13	
1001631	1521521	3/12/2015	270	88.49	
1001248	1521437	3/12/2015	270	85.00	
1001250	1521438	3/12/2015	270	85.00	
1001272	1521456	3/12/2015	270	50.00	
1001642	1521532	3/12/2015	270	50.00	
1001264	1521449	3/12/2015	270	29.94	
1001259	1521445	3/12/2015	270	27.20	
1001258	1521444	3/12/2015	270	24.94	
1001256	1521443	3/12/2015	270	24.23	
1001262	1521447	3/12/2015	270	22.11	
1001607	1521497	3/12/2015	270	14.17	
1001608	1521498	3/12/2015	270	5.45	

Run Date: 6/30/2015
 Run Time: 5:07:57PM

Demand Account Activity

Start Date: 7/1/2014 End Date: 6/30/2015

Page: 261
 User: 0

Jnl. Entry	Ref #	Trx. Date	Ledger	Debit Amount	Credit Amount
1001235	142700301	3/12/2015	270		41,500,000.00
1001588	142700309	3/12/2015	270		45,000,000.00
1001589	142700310	3/12/2015	270		45,000,000.00
1001590	142700311	3/12/2015	270		45,000,000.00
1001657	8005794	3/12/2015	270		4,542.79
1001592	142700312	3/12/2015	270		21,872,265.55
1001701	142700308	3/13/2015	270	49,000,000.00	
1001763	142700309	3/13/2015	270	49,000,000.00	
1001764	142700310	3/13/2015	270	49,000,000.00	
1001698	142700304 AIRS TA	3/13/2015	270	34,297,307.18	
1001686	142700301	3/13/2015	270	27,000,000.00	
1001738	1521596	3/13/2015	270	4,298,986.65	
1001709	1521567	3/13/2015	270	3,441,138.21	
1001731	1521590	3/13/2015	270	1,422,594.90	
1001739	1521597	3/13/2015	270	1,371,247.68	
1001687	142700302	3/13/2015	270	630,000.00	
1001733	1521591	3/13/2015	270	190,670.60	
1002018	1521636	3/13/2015	270	176,993.91	
1001730	1521589	3/13/2015	270	90,703.77	
1002079	1521642	3/13/2015	270	87,070.50	
1001734	1521592	3/13/2015	270	47,909.30	
1001699	142700305 AIRS TA	3/13/2015	270	39,649.46	
1001704	1521563	3/13/2015	270	30,000.00	
1001710	1521568	3/13/2015	270	29,575.79	
1002074	1521637	3/13/2015	270	24,656.80	
1002080	1521643	3/13/2015	270	21,515.52	
1001705	1521564	3/13/2015	270	17,145.89	
1002081	1521644	3/13/2015	270	13,465.32	
1001689	142700307	3/13/2015	270	10,950.00	
1002082	1521645	3/13/2015	270	10,866.97	
1001706	1521565	3/13/2015	270	7,975.55	
1002083	1521646	3/13/2015	270	6,622.17	
1002132	1521701	3/13/2015	270	6,472.39	
1002141	1521694	3/13/2015	270	6,467.25	
1002138	1521692	3/13/2015	270	6,076.12	
1001737	1521595	3/13/2015	270	5,651.87	
1002084	1521647	3/13/2015	270	5,305.37	
1001708	1521566	3/13/2015	270	4,950.00	
1001703	1521562	3/13/2015	270	3,569.00	
1001735	1521593	3/13/2015	270	3,341.54	
1002134	1521690	3/13/2015	270	3,313.50	
1002156	1521705	3/13/2015	270	3,075.00	
1002077	1521640	3/13/2015	270	3,044.36	
1002085	1521648	3/13/2015	270	2,746.00	
1002144	1521696	3/13/2015	270	2,525.00	
1001712	1521569	3/13/2015	270	2,513.10	
1002086	1521649	3/13/2015	270	2,075.75	
1002087	1521650	3/13/2015	270	1,811.61	
1002139	1521693	3/13/2015	270	1,797.00	
1002078	1521641	3/13/2015	270	1,625.51	
1001676	1521556	3/13/2015	270	1,450.15	
1001723	1521583	3/13/2015	270	1,290.00	
1002088	1521651	3/13/2015	270	1,282.22	
1002075	1521638	3/13/2015	270	903.50	
1002089	1521652	3/13/2015	270	896.71	
1002090	1521653	3/13/2015	270	876.00	

Run Date: 6/30/2015
 Run Time: 5:07:57PM

Demand Account Activity

Page: 262
 User: 0

Start Date: 7/1/2014 End Date: 6/30/2015

Jnl. Entry	Ref #	Trx. Date	Ledger	Debit Amount	Credit Amount
1002146	1521698	3/13/2015	270	716.50	
1002076	1521639	3/13/2015	270	590.00	
1001713	1521570	3/13/2015	270	580.00	
1002091	1521654	3/13/2015	270	563.24	
1002142	1521695	3/13/2015	270	510.00	
1002145	1521697	3/13/2015	270	490.00	
1002092	1521655	3/13/2015	270	292.00	
1002017	1521635	3/13/2015	270	227.30	
1002149	1521700	3/13/2015	270	197.00	
1002093	1521656	3/13/2015	270	190.00	
1002148	1521699	3/13/2015	270	120.00	
1001762	1521657	3/13/2015	270	83.75	
1001736	1521594	3/13/2015	270	51.93	
1001700	142700306 AIRS DE	3/13/2015	270	47.59	
1002095	1521658	3/13/2015	270	25.00	
1002096	1521659	3/13/2015	270	21.00	
1002097	1521660	3/13/2015	270	20.00	
1002098	1521661	3/13/2015	270	16.00	
1002099	1521662	3/13/2015	270	12.00	
1002136	1521691	3/13/2015	270	8.50	
1002100	1521663	3/13/2015	270	8.00	
1002102	1521664	3/13/2015	270	4.00	
1001688	142700303	3/13/2015	270		90,411.09
1001732	8005796	3/13/2015	270		7,652.88
1002151	142700311	3/13/2015	270		222,815,993.68
1002162	142700312	3/13/2015	270		3,441,138.21
1002192	142700304 AIRS TA	3/16/2015	270	51,179,231.58	
1002174	143000303	3/16/2015	270	13,000,000.00	
1002189	142700302	3/16/2015	270	10,000,000.00	
1002545	1521775	3/16/2015	270	4,183,772.66	
1002632	1521828	3/16/2015	270	1,000,000.00	
1002193	1521776	3/16/2015	270	429,792.07	
1002558	1521777	3/16/2015	270	379,361.04	
1002631	1521827	3/16/2015	270	278,000.00	
1002196	1521720	3/16/2015	270	263,687.27	
1002588	1521793	3/16/2015	270	229,739.14	
1002540	1521771	3/16/2015	270	229,729.38	
1002562	1521778	3/16/2015	270	196,097.50	
1002566	1521779	3/16/2015	270	182,214.95	
1002628	1521824	3/16/2015	270	113,859.18	
1002567	1521780	3/16/2015	270	110,741.55	
1002590	1521795	3/16/2015	270	105,520.94	
1002570	1521781	3/16/2015	270	98,375.52	
1002573	1521782	3/16/2015	270	66,122.50	
1002205	1521727	3/16/2015	270	56,698.76	
1002204	1521726	3/16/2015	270	52,061.18	
1002576	1521783	3/16/2015	270	44,808.64	
1002182	1521719	3/16/2015	270	42,676.53	
1002198	1521721	3/16/2015	270	40,000.00	
1002579	1521784	3/16/2015	270	31,562.54	
1002541	1521772	3/16/2015	270	23,795.82	
1002194	142700305 AIRS TA	3/16/2015	270	22,213.37	
1002580	1521785	3/16/2015	270	20,912.00	
1002581	1521786	3/16/2015	270	18,616.84	
1002633	1521829	3/16/2015	270	14,986.83	
1002589	1521794	3/16/2015	270	10,213.56	

Run Date: 6/30/2015
 Run Time: 5:07:57PM

Demand Account Activity

Page: 263
 User: 0

Start Date: 7/1/2014 End Date: 6/30/2015

Jnl. Entry	Ref #	Trx. Date	Ledger	Debit Amount	Credit Amount
1002200	1521723	3/16/2015	270	10,000.00	
1002582	1521787	3/16/2015	270	7,746.50	
1002211	1521732	3/16/2015	270	6,547.00	
1002525	1521832	3/16/2015	270	6,404.08	
1002542	1521773	3/16/2015	270	5,895.80	
1002629	1521825	3/16/2015	270	5,521.49	
1002190	142700303	3/16/2015	270	4,000.00	
1002201	1521724	3/16/2015	270	3,866.58	
1002197	142700307 AIRS D€	3/16/2015	270	3,405.00	
1002583	1521788	3/16/2015	270	3,040.16	
1002635	1521831	3/16/2015	270	2,330.00	
1002214	1521734	3/16/2015	270	2,310.00	
1002203	1521725	3/16/2015	270	2,166.19	
1002543	1521774	3/16/2015	270	1,941.34	
1002584	1521789	3/16/2015	270	1,741.13	
1002634	1521830	3/16/2015	270	1,467.50	
1002636	1521833	3/16/2015	270	1,266.57	
1002592	1521797	3/16/2015	270	1,055.70	
1002626	1521822	3/16/2015	270	950.47	
1002216	1521736	3/16/2015	270	911.25	
1002195	142700306 AIRS D€	3/16/2015	270	895.24	
1002206	1521728	3/16/2015	270	684.00	
1002591	1521796	3/16/2015	270	640.00	
1002621	1521819	3/16/2015	270	550.00	
1002213	1521733	3/16/2015	270	520.00	
1002215	1521735	3/16/2015	270	450.00	
1002585	1521790	3/16/2015	270	445.31	
1002630	1521826	3/16/2015	270	325.11	
1002586	1521791	3/16/2015	270	210.00	
1002627	1521823	3/16/2015	270	130.00	
1002217	1521737	3/16/2015	270	120.00	
1002624	1521820	3/16/2015	270	65.00	
1002625	1521821	3/16/2015	270	65.00	
1002587	1521792	3/16/2015	270	24.00	
1002188	142700301	3/16/2015	270		1,691,000.00
1002202	142700308	3/16/2015	270		22,000,000.00
1002209	142700309	3/16/2015	270		22,000,000.00
1002210	142700310	3/16/2015	270		22,000,000.00
1002212	142700312	3/16/2015	270		16,420,091.93
1003039	142700309AIRS EF	3/17/2015	270	131,467,717.27	
1003037	142700308	3/17/2015	270	17,000,000.00	
1003068	1521870	3/17/2015	270	12,497,552.66	
1003036	142700307	3/17/2015	270	10,000,000.00	
1003142	1521934	3/17/2015	270	2,346,829.73	
1003033	142700304	3/17/2015	270	2,183,000.00	
1003045	1521852	3/17/2015	270	1,206,195.33	
1003140	1521932	3/17/2015	270	707,805.81	
1003126	1521921	3/17/2015	270	570,170.44	
1003196	1521981	3/17/2015	270	530,267.60	
1003093	1521888	3/17/2015	270	526,495.01	
1003120	1521915	3/17/2015	270	460,110.89	
1003090	1521885	3/17/2015	270	303,000.00	
1003121	1521916	3/17/2015	270	154,295.56	
1003144	1521935	3/17/2015	270	140,481.85	
1003127	1521922	3/17/2015	270	130,715.62	
1003181	1521968	3/17/2015	270	130,030.89	

Run Date: 6/30/2015
 Run Time: 5:07:57PM

Demand Account Activity

Page: 264
 User: 0

Start Date: 7/1/2014 End Date: 6/30/2015

Jnl. Entry	Ref #	Trx. Date	Ledger	Debit Amount	Credit Amount
1003178	1521966	3/17/2015	270	123,036.35	
1003187	1521974	3/17/2015	270	92,833.00	
1003042	1521850	3/17/2015	270	86,632.16	
1003128	1521923	3/17/2015	270	85,605.82	
1003129	1521924	3/17/2015	270	67,006.69	
1003048	1521855	3/17/2015	270	64,469.81	
1003021	1521925	3/17/2015	270	56,516.14	
1003180	1521967	3/17/2015	270	52,570.69	
1003188	1521975	3/17/2015	270	42,583.99	
1003067	1521869	3/17/2015	270	39,860.26	
1003190	1521976	3/17/2015	270	33,276.06	
1003049	1521856	3/17/2015	270	33,228.33	
1003192	1521978	3/17/2015	270	30,489.90	
1003050	1521857	3/17/2015	270	30,022.69	
1003096	1521891	3/17/2015	270	29,789.01	
1003046	1521853	3/17/2015	270	28,635.95	
1003055	142700310CC AIRS	3/17/2015	270	26,103.00	
1003191	1521977	3/17/2015	270	23,247.15	
1003186	1521973	3/17/2015	270	18,774.27	
1003051	1521858	3/17/2015	270	17,121.10	
1003052	1521859	3/17/2015	270	17,032.51	
1003053	1521860	3/17/2015	270	16,848.64	
1003054	1521861	3/17/2015	270	16,719.13	
1003056	1521862	3/17/2015	270	15,000.00	
1003131	1521926	3/17/2015	270	14,767.37	
1003135	1521929	3/17/2015	270	13,706.69	
1003057	1521863	3/17/2015	270	12,912.84	
1003184	1521971	3/17/2015	270	12,680.35	
1003200	1521982	3/17/2015	270	12,185.80	
1003136	1521930	3/17/2015	270	9,919.21	
1003094	1521889	3/17/2015	270	9,145.00	
1003059	1521864	3/17/2015	270	9,031.96	
1003043	1521851	3/17/2015	270	5,908.27	
1003132	1521927	3/17/2015	270	4,999.71	
1003061	1521865	3/17/2015	270	4,306.68	
1003133	1521928	3/17/2015	270	4,298.54	
1003076	1521875	3/17/2015	270	4,261.50	
1003122	1521917	3/17/2015	270	3,737.40	
1003123	1521918	3/17/2015	270	3,195.52	
1003145	1521936	3/17/2015	270	3,077.66	
1003182	1521969	3/17/2015	270	2,762.29	
1003073	1521873	3/17/2015	270	2,375.00	
1003062	1521866	3/17/2015	270	2,314.03	
1003195	1521980	3/17/2015	270	2,208.60	
1003124	1521919	3/17/2015	270	1,826.00	
1003047	1521854	3/17/2015	270	1,802.60	
1003125	1521920	3/17/2015	270	1,533.49	
1003097	1521892	3/17/2015	270	1,219.60	
1003193	1521979	3/17/2015	270	919.75	
1003064	1521867	3/17/2015	270	615.00	
1003141	1521933	3/17/2015	270	598.43	
1003070	1521871	3/17/2015	270	542.25	
1003138	1521931	3/17/2015	270	531.82	
1003095	1521890	3/17/2015	270	490.00	
1003074	1521874	3/17/2015	270	460.00	
1003058	142700311IFTA CC	3/17/2015	270	420.55	

Run Date: 6/30/2015
 Run Time: 5:07:57PM

Demand Account Activity

Start Date: 7/1/2014 End Date: 6/30/2015

Page: 265
 User: 0

Jnl. Entry	Ref #	Trx. Date	Ledger	Debit Amount	Credit Amount
1003065	1521868	3/17/2015	270	410.00	
1003077	1521876	3/17/2015	270	340.00	
1003185	1521972	3/17/2015	270	226.27	
1003072	1521872	3/17/2015	270	130.00	
1003041	1521849	3/17/2015	270	130.00	
1003183	1521970	3/17/2015	270	108.09	
1003201	1521983	3/17/2015	270	65.00	
1003202	1521984	3/17/2015	270	10.00	
1003023	Reverse Journal #9	3/17/2015	270		0.10
1002898	142700301	3/17/2015	270		51,000,000.00
1003031	142700302	3/17/2015	270		51,000,000.00
1003032	142700303	3/17/2015	270		51,000,000.00
1003035	142700306	3/17/2015	270		12,315,672.00
1003161	142700312	3/17/2015	270		12,502,701.46
1003647	142700304 AIRS TA	3/18/2015	270	48,144,444.18	
1003630	142700304	3/18/2015	270	20,279,100.00	
1003657	142700309	3/18/2015	270	13,000,000.00	
1003695	1522135	3/18/2015	270	9,817,395.68	
1003562	1522041	3/18/2015	270	2,861,737.93	
1003621	1522096	3/18/2015	270	1,564,338.86	
1003622	1522097	3/18/2015	270	1,294,665.46	
1003608	1522083	3/18/2015	270	248,413.79	
1003627	1522098	3/18/2015	270	154,089.13	
1003552	1522032	3/18/2015	270	145,753.60	
1003694	1522134	3/18/2015	270	122,781.98	
1003682	1522125	3/18/2015	270	110,521.67	
1003607	1522082	3/18/2015	270	90,616.76	
1003693	1522133	3/18/2015	270	86,000.00	
1003628	1522099	3/18/2015	270	65,355.76	
1003563	1522042	3/18/2015	270	62,082.55	
1003611	1522086	3/18/2015	270	54,891.84	
1003629	1522100	3/18/2015	270	53,871.70	
1003631	1522101	3/18/2015	270	42,831.02	
1003692	1522132	3/18/2015	270	38,482.84	
1003620	1522095	3/18/2015	270	34,206.66	
1003689	1522130	3/18/2015	270	28,827.15	
1003610	1522085	3/18/2015	270	19,586.63	
1003555	1522035	3/18/2015	270	12,081.14	
1003556	1522036	3/18/2015	270	11,016.02	
1003568	1522047	3/18/2015	270	9,799.82	
1003606	1522081	3/18/2015	270	8,992.20	
1003615	1522090	3/18/2015	270	8,385.56	
1003612	1522087	3/18/2015	270	7,536.38	
1003691	1522131	3/18/2015	270	6,749.11	
1003617	1522092	3/18/2015	270	5,781.00	
1003575	1522054	3/18/2015	270	5,329.25	
1003580	1522059	3/18/2015	270	5,014.89	
1003551	1522031	3/18/2015	270	4,104.00	
1003553	1522033	3/18/2015	270	3,873.44	
1003577	1522056	3/18/2015	270	2,505.00	
1003574	1522053	3/18/2015	270	1,970.00	
1003679	1522124	3/18/2015	270	1,891.20	
1003609	1522084	3/18/2015	270	1,696.77	
1003534	1522016	3/18/2015	270	1,590.00	
1003687	1522128	3/18/2015	270	1,514.95	
1003618	1522093	3/18/2015	270	1,423.45	

Run Date: 6/30/2015
 Run Time: 5:07:57PM

Demand Account Activity

Start Date: 7/1/2014 End Date: 6/30/2015

Page: 266
 User: 0

Jnl. Entry	Ref #	Trx. Date	Ledger	Debit Amount	Credit Amount
1003557	1522037	3/18/2015	270	1,412.45	
1003559	1522038	3/18/2015	270	1,271.76	
1003604	1522079	3/18/2015	270	1,249.53	
1003573	1522052	3/18/2015	270	1,150.00	
1003535	1522017	3/18/2015	270	1,000.00	
1003588	1522067	3/18/2015	270	944.93	
1003686	1522127	3/18/2015	270	886.10	
1003613	1522088	3/18/2015	270	822.01	
1003530	1522012	3/18/2015	270	810.00	
1003554	1522034	3/18/2015	270	800.00	
1003566	1522045	3/18/2015	270	772.40	
1003619	1522094	3/18/2015	270	742.50	
1003632	1522102	3/18/2015	270	602.02	
1003572	1522051	3/18/2015	270	599.75	
1003567	1522046	3/18/2015	270	550.00	
1003570	1522049	3/18/2015	270	542.50	
1003529	1522011	3/18/2015	270	480.00	
1003532	1522014	3/18/2015	270	480.00	
1003578	1522057	3/18/2015	270	480.00	
1003576	1522055	3/18/2015	270	430.00	
1003527	1522009	3/18/2015	270	400.00	
1003533	1522015	3/18/2015	270	400.00	
1003560	1522039	3/18/2015	270	363.61	
1003528	1522010	3/18/2015	270	320.00	
1003525	1522008	3/18/2015	270	272.50	
1003684	1522126	3/18/2015	270	250.00	
1003579	1522058	3/18/2015	270	237.85	
1003616	1522091	3/18/2015	270	95.14	
1003536	1522018	3/18/2015	270	85.25	
1003571	1522050	3/18/2015	270	70.00	
1003614	1522089	3/18/2015	270	57.68	
1003561	1522040	3/18/2015	270	30.20	
1003531	1522013	3/18/2015	270	17.00	
1003688	1522129	3/18/2015	270	12.93	
1003569	1522048	3/18/2015	270	8.50	
1003605	1522080	3/18/2015	270	1.00	
1003546	8005800	3/18/2015	270		599,519.96
1003590	142700301	3/18/2015	270		20,000,000.00
1003592	142700302	3/18/2015	270		20,000,000.00
1003596	142700303	3/18/2015	270		20,000,000.00
1003597	142700311	3/18/2015	270		24,852,318.73
1003623	142700306	3/18/2015	270		2,861,737.93
1003654	142700307	3/18/2015	270		1,151,198.98
1003655	142700308	3/18/2015	270		2,381,000.00
1003699	142700313	3/18/2015	270		8,000,000.00
1003652	8005797 CORRECT	3/18/2015	270		20,287.28
1004925	1522257	3/19/2015	270	62,865,702.51	
1004790	142700303	3/19/2015	270	13,000,000.00	
1004792	142700305EFT AIR:	3/19/2015	270	9,877,963.47	
1004791	142700304	3/19/2015	270	7,000,000.00	
1004971	1522301	3/19/2015	270	1,500,000.00	
1004932	1522268	3/19/2015	270	1,389,514.31	
1004924	1522256	3/19/2015	270	904,666.06	
1004789	142700302	3/19/2015	270	640,000.00	
1004805	1522148	3/19/2015	270	606,755.02	
1004889	1522233	3/19/2015	270	541,723.91	

Run Date: 6/30/2015
Run Time: 5:07:57PM

Demand Account Activity

Start Date: 7/1/2014 End Date: 6/30/2015

Page: 267
User: 0

Jnl. Entry	Ref #	Trx. Date	Ledger	Debit Amount	Credit Amount
1004887	1522215	3/19/2015	270	538,960.63	
1004815	1522156	3/19/2015	270	500,000.00	
1004817	1522158	3/19/2015	270	437,286.89	
1004850	1522188	3/19/2015	270	356,510.85	
1004849	1522187	3/19/2015	270	347,009.66	
1004892	1522217	3/19/2015	270	346,253.32	
1004877	1522212	3/19/2015	270	286,772.85	
1004848	1522186	3/19/2015	270	277,381.11	
1004926	1522258	3/19/2015	270	231,634.14	
1004847	1522185	3/19/2015	270	200,503.78	
1004930	1522259	3/19/2015	270	188,750.87	
1004816	1522157	3/19/2015	270	160,984.11	
1004846	1522184	3/19/2015	270	118,837.91	
1004845	1522183	3/19/2015	270	73,000.63	
1004933	1522260	3/19/2015	270	67,418.63	
1004787	1522220	3/19/2015	270	56,218.08	
1004844	1522182	3/19/2015	270	50,743.09	
1004843	1522181	3/19/2015	270	44,509.67	
1004803	1522147	3/19/2015	270	41,883.77	
1004967	1522302	3/19/2015	270	39,235.00	
1004842	1522180	3/19/2015	270	34,047.38	
1004912	1522225	3/19/2015	270	33,406.43	
1004841	1522179	3/19/2015	270	32,000.00	
1004840	1522178	3/19/2015	270	31,805.66	
1004793	142700306CC AIRS	3/19/2015	270	28,900.20	
1004938	1522261	3/19/2015	270	28,638.87	
1004839	1522177	3/19/2015	270	28,113.68	
1004814	1522155	3/19/2015	270	27,448.00	
1004813	1522154	3/19/2015	270	25,219.85	
1004812	1522153	3/19/2015	270	20,756.50	
1004838	1522176	3/19/2015	270	19,724.53	
1004861	1522196	3/19/2015	270	15,578.25	
1004837	1522175	3/19/2015	270	12,344.39	
1004873	1522208	3/19/2015	270	10,675.00	
1004836	1522174	3/19/2015	270	9,723.39	
1004939	1522262	3/19/2015	270	9,562.06	
1004835	1522173	3/19/2015	270	8,822.05	
1004890	1522216	3/19/2015	270	8,750.00	
1004834	1522172	3/19/2015	270	8,257.03	
1004886	1522231	3/19/2015	270	7,530.84	
1004833	1522171	3/19/2015	270	7,296.98	
1004832	1522170	3/19/2015	270	5,637.74	
1004831	1522169	3/19/2015	270	4,688.64	
1004830	1522168	3/19/2015	270	4,353.59	
1004863	1522198	3/19/2015	270	4,300.00	
1004884	1522214	3/19/2015	270	4,104.00	
1004798	1522146	3/19/2015	270	3,191.23	
1004811	1522152	3/19/2015	270	3,180.52	
1004934	1522269	3/19/2015	270	2,840.00	
1004810	1522151	3/19/2015	270	2,624.33	
1004827	1522167	3/19/2015	270	1,949.11	
1004829	1522166	3/19/2015	270	1,766.98	
1004828	1522165	3/19/2015	270	1,615.77	
1004808	1522150	3/19/2015	270	1,595.90	
1004928	1522265	3/19/2015	270	1,581.10	
1004826	1522164	3/19/2015	270	1,420.92	

Run Date: 6/30/2015
 Run Time: 5:07:57PM

Demand Account Activity

Start Date: 7/1/2014 End Date: 6/30/2015

Page: 268
 User: 0

Jnl. Entry	Ref #	Trx. Date	Ledger	Debit Amount	Credit Amount
1004862	1522197	3/19/2015	270	1,270.00	
1004898	1522223	3/19/2015	270	952.50	
1004891	1522234	3/19/2015	270	878.41	
1004871	1522206	3/19/2015	270	847.31	
1004864	1522199	3/19/2015	270	830.00	
1004865	1522200	3/19/2015	270	829.75	
1004901	1522224	3/19/2015	270	815.35	
1004867	1522202	3/19/2015	270	759.00	
1004895	1522218	3/19/2015	270	679.91	
1004868	1522203	3/19/2015	270	637.50	
1004825	1522163	3/19/2015	270	634.35	
1004794	142700307IFTA CC	3/19/2015	270	621.00	
1004824	1522162	3/19/2015	270	440.53	
1004875	1522210	3/19/2015	270	415.31	
1004897	1522219	3/19/2015	270	383.60	
1004872	1522207	3/19/2015	270	303.98	
1004869	1522204	3/19/2015	270	260.00	
1004893	1522235	3/19/2015	270	228.92	
1004882	1522221	3/19/2015	270	207.78	
1004876	1522211	3/19/2015	270	180.00	
1004866	1522201	3/19/2015	270	160.00	
1004874	1522209	3/19/2015	270	123.83	
1004822	1522161	3/19/2015	270	84.98	
1004888	1522232	3/19/2015	270	82.13	
1004821	1522160	3/19/2015	270	70.34	
1004896	1522236	3/19/2015	270	60.07	
1004894	1522222	3/19/2015	270	35.02	
1004819	1522159	3/19/2015	270	24.03	
1004914	1522263	3/19/2015	270	14.05	
1004806	1522149	3/19/2015	270	9.98	
1004927	1522264	3/19/2015	270	5.04	
1004870	1522205	3/19/2015	270	4.25	
1003938	8005801	3/19/2015	270		45,048.17
1004911	142700308	3/19/2015	270		17,000,000.00
1004919	142700309	3/19/2015	270		25,000,000.00
1004920	142700311	3/19/2015	270		31,650,422.58
1004786	142700301	3/19/2015	270		740,000.00
1004860	142700310	3/19/2015	270		25,000,000.00
1005344	142700309	3/20/2015	270	55,000,000.00	
1005346	142700308	3/20/2015	270	55,000,000.00	
1005347	142700307	3/20/2015	270	55,000,000.00	
1005333	142700304 AIRS TA	3/20/2015	270	19,627,158.09	
1005338	142700301	3/20/2015	270	12,000,000.00	
1005350	1522341	3/20/2015	270	3,654,161.54	
1005469	1522450	3/20/2015	270	1,784,206.99	
1005366	1522354	3/20/2015	270	1,505,906.87	
1005343	1522338	3/20/2015	270	490,889.46	
1005379	1522360	3/20/2015	270	401,028.14	
1005342	142700303	3/20/2015	270	375,000.00	
1005330	1522334	3/20/2015	270	366,715.58	
1005376	1522359	3/20/2015	270	229,923.73	
1005462	1522435	3/20/2015	270	197,032.29	
1005386	1522375	3/20/2015	270	161,937.90	
1005444	1522442	3/20/2015	270	142,470.59	
1005352	1522342	3/20/2015	270	55,294.73	
1004993	1522318	3/20/2015	270	40,888.13	

Run Date: 6/30/2015
Run Time: 5:07:57PM

Demand Account Activity

Start Date: 7/1/2014 End Date: 6/30/2015

Page: 269
User: 0

Jnl. Entry	Ref #	Trx. Date	Ledger	Debit Amount	Credit Amount
1005354	1522344	3/20/2015	270	39,375.00	
1005005	1522434	3/20/2015	270	33,789.83	
1005365	1522353	3/20/2015	270	33,530.45	
1005334	142700305 AIRS TA	3/20/2015	270	31,082.15	
1004994	1522319	3/20/2015	270	29,740.66	
1005458	1522430	3/20/2015	270	28,225.01	
1005367	1522355	3/20/2015	270	27,120.25	
1005459	1522431	3/20/2015	270	26,758.59	
1005381	1522361	3/20/2015	270	25,658.11	
1005398	1522382	3/20/2015	270	18,055.00	
1004995	1522320	3/20/2015	270	15,422.96	
1005353	1522343	3/20/2015	270	14,458.65	
1004996	1522321	3/20/2015	270	11,534.92	
1005368	1522356	3/20/2015	270	11,193.60	
1005356	1522345	3/20/2015	270	8,432.50	
1005345	1522339	3/20/2015	270	6,333.69	
1005370	1522357	3/20/2015	270	4,839.74	
1005337	1522335	3/20/2015	270	4,811.00	
1005437	1522417	3/20/2015	270	4,739.25	
1005339	1522336	3/20/2015	270	4,704.46	
1005438	1522418	3/20/2015	270	4,021.00	
1005348	1522340	3/20/2015	270	3,787.48	
1005439	1522419	3/20/2015	270	3,622.50	
1005374	1522372	3/20/2015	270	2,782.00	
1005440	1522420	3/20/2015	270	2,544.67	
1005460	1522432	3/20/2015	270	2,228.41	
1005358	1522347	3/20/2015	270	2,175.00	
1005435	1522415	3/20/2015	270	2,073.08	
1004998	1522322	3/20/2015	270	1,828.74	
1005360	1522349	3/20/2015	270	1,488.25	
1005474	1522451	3/20/2015	270	1,261.05	
1005329	1522333	3/20/2015	270	857.00	
1005399	1522383	3/20/2015	270	850.00	
1005461	1522433	3/20/2015	270	795.10	
1005245	1522332	3/20/2015	270	717.75	
1005375	1522358	3/20/2015	270	713.21	
1005357	1522346	3/20/2015	270	700.00	
1005341	1522337	3/20/2015	270	609.31	
1005442	1522421	3/20/2015	270	584.41	
1005362	1522351	3/20/2015	270	465.76	
1005463	1522436	3/20/2015	270	437.50	
1005359	1522348	3/20/2015	270	420.00	
1005426	1522440	3/20/2015	270	350.00	
1005443	1522422	3/20/2015	270	340.00	
1005445	1522423	3/20/2015	270	332.10	
1005448	1522424	3/20/2015	270	290.00	
1005000	1522324	3/20/2015	270	195.00	
1005450	1522425	3/20/2015	270	181.88	
1005361	1522350	3/20/2015	270	180.00	
1005441	1522441	3/20/2015	270	160.00	
1004999	1522323	3/20/2015	270	122.26	
1005454	1522426	3/20/2015	270	85.00	
1005335	142700306 AIRS TA	3/20/2015	270	50.00	
1005364	142700306 AIRS DE	3/20/2015	270	50.00	
1005397	1522381	3/20/2015	270	48.08	
1005455	1522427	3/20/2015	270	45.00	

Run Date: 6/30/2015
 Run Time: 5:07:57PM

Demand Account Activity

Start Date: 7/1/2014 End Date: 6/30/2015

Page: 270
 User: 0

Jnl. Entry	Ref #	Trx. Date	Ledger	Debit Amount	Credit Amount
1005456	1522428	3/20/2015	270	13.00	
1005436	1522416	3/20/2015	270	6.50	
1005457	1522429	3/20/2015	270	0.01	
1005355	8005802	3/20/2015	270		12,279,406.42
1005340	142700302	3/20/2015	270		3,654,161.54
1005349	142700310	3/20/2015	270		39,375.00
1005351	Back Out Journal Er	3/20/2015	270		50.00
1005403	142700311	3/20/2015	270		192,542,709.47
1005509	142700302	3/23/2015	270	110,855,973.00	
1005505	142700304 AIRS TA	3/23/2015	270	74,074,785.81	
1005495	143000303	3/23/2015	270	14,000,000.00	
1005859	143000314	3/23/2015	270	7,000,000.00	
1005900	1522514	3/23/2015	270	6,665,476.71	
1005950	1522550	3/23/2015	270	6,280,395.82	
1005843	1522464	3/23/2015	270	173,745.14	
1005880	1522496	3/23/2015	270	126,775.01	
1005904	1522517	3/23/2015	270	107,795.00	
1005510	142700303	3/23/2015	270	105,425.00	
1005924	Correct Journal Entr	3/23/2015	270	105,425.00	
1005887	1522503	3/23/2015	270	102,346.23	
1005881	1522497	3/23/2015	270	93,065.77	
1005888	1522504	3/23/2015	270	65,893.48	
1005840	1522461	3/23/2015	270	65,216.00	
1005842	1522463	3/23/2015	270	47,076.29	
1005903	1522516	3/23/2015	270	39,510.98	
1005844	1522465	3/23/2015	270	37,650.97	
1005889	1522505	3/23/2015	270	34,421.53	
1005506	142700305 AIRS TA	3/23/2015	270	28,614.56	
1005917	1522529	3/23/2015	270	25,181.58	
1005836	1522458	3/23/2015	270	25,105.63	
1005898	1522513	3/23/2015	270	20,080.95	
1005895	1522510	3/23/2015	270	17,293.54	
1005892	1522507	3/23/2015	270	16,990.02	
1005873	1522489	3/23/2015	270	15,664.95	
1005838	1522459	3/23/2015	270	14,636.99	
1005916	1522528	3/23/2015	270	8,112.69	
1005902	1522515	3/23/2015	270	7,782.04	
1005893	1522508	3/23/2015	270	7,488.24	
1005839	1522460	3/23/2015	270	7,349.10	
1005896	1522511	3/23/2015	270	5,252.47	
1005884	1522500	3/23/2015	270	3,838.12	
1005874	1522490	3/23/2015	270	3,143.75	
1005507	142700306 AIRS DE	3/23/2015	270	2,995.51	
1005949	1522549	3/23/2015	270	2,886.69	
1005841	1522462	3/23/2015	270	2,602.01	
1005876	1522492	3/23/2015	270	2,325.00	
1005905	1522518	3/23/2015	270	1,496.63	
1005885	1522501	3/23/2015	270	1,267.12	
1005882	1522498	3/23/2015	270	1,134.92	
1005872	1522488	3/23/2015	270	992.80	
1005845	1522466	3/23/2015	270	781.75	
1005878	1522494	3/23/2015	270	758.50	
1005871	1522487	3/23/2015	270	672.50	
1005877	1522493	3/23/2015	270	450.00	
1005886	1522502	3/23/2015	270	433.27	
1005875	1522491	3/23/2015	270	250.00	

Run Date: 6/30/2015
 Run Time: 5:07:57PM

Demand Account Activity

Start Date: 7/1/2014 End Date: 6/30/2015

Page: 271
 User: 0

Jnl. Entry	Ref #	Trx. Date	Ledger	Debit Amount	Credit Amount
1005894	1522509	3/23/2015	270	239.15	
1005946	1522546	3/23/2015	270	165.00	
1005850	1522471	3/23/2015	270	90.35	
1005879	1522495	3/23/2015	270	75.00	
1005847	1522468	3/23/2015	270	70.00	
1005846	1522467	3/23/2015	270	65.00	
1005897	1522512	3/23/2015	270	43.36	
1005906	1522519	3/23/2015	270	34.19	
1005851	1522472	3/23/2015	270	11.50	
1005883	1522499	3/23/2015	270	0.10	
1005891	8005804	3/23/2015	270		8,484.24
1005508	142700301	3/23/2015	270		7,403,000.00
1005860	142700307	3/23/2015	270		60,000,000.00
1005861	142700308	3/23/2015	270		60,000,000.00
1005863	142700309	3/23/2015	270		60,000,000.00
1005919	142700315	3/23/2015	270		27,838,226.46
1005922	Back Out Journal Er	3/23/2015	270		105,425.00
1006368	142700304 AIRS TA	3/24/2015	270	62,804,199.00	
1006376	142700303	3/24/2015	270	8,000,000.00	
1006460	1522666	3/24/2015	270	4,297,720.61	
1006371	142700302	3/24/2015	270	4,000,000.00	
1006347	1522580	3/24/2015	270	3,594,356.51	
1006464	1522668	3/24/2015	270	812,313.65	
1006435	1522646	3/24/2015	270	368,807.35	
1006436	1522647	3/24/2015	270	281,046.83	
1006453	1522664	3/24/2015	270	219,612.95	
1006454	1522673	3/24/2015	270	209,000.00	
1006383	1522669	3/24/2015	270	197,870.12	
1006432	1522643	3/24/2015	270	187,280.31	
1006348	1522571	3/24/2015	270	111,671.37	
1006459	1522670	3/24/2015	270	72,838.33	
1006387	1522598	3/24/2015	270	53,792.04	
1006429	1522640	3/24/2015	270	51,535.38	
1006428	1522639	3/24/2015	270	51,474.66	
1006430	1522641	3/24/2015	270	33,343.77	
1006433	1522644	3/24/2015	270	31,936.64	
1006439	1522650	3/24/2015	270	26,929.74	
1006438	1522649	3/24/2015	270	24,161.92	
1006437	1522648	3/24/2015	270	21,900.21	
1006358	1522586	3/24/2015	270	20,000.00	
1006390	1522601	3/24/2015	270	19,530.00	
1006369	142700305 AIRS TA	3/24/2015	270	15,144.26	
1006440	1522651	3/24/2015	270	12,267.20	
1006490	1522689	3/24/2015	270	9,112.00	
1006352	1522573	3/24/2015	270	7,902.74	
1006441	1522652	3/24/2015	270	5,652.50	
1006344	1522578	3/24/2015	270	5,207.82	
1006349	1522581	3/24/2015	270	4,743.88	
1006375	1522592	3/24/2015	270	4,660.25	
1006342	1522577	3/24/2015	270	4,469.21	
1006351	1522582	3/24/2015	270	3,923.33	
1006391	1522602	3/24/2015	270	3,708.68	
1006388	1522599	3/24/2015	270	3,422.46	
1006442	1522653	3/24/2015	270	3,308.75	
1006373	1522590	3/24/2015	270	2,510.00	
1006498	1522692	3/24/2015	270	2,330.00	

Run Date: 6/30/2015
 Run Time: 5:07:57PM

Demand Account Activity

Start Date: 7/1/2014 End Date: 6/30/2015

Page: 272
 User: 0

Jnl. Entry	Ref #	Trx. Date	Ledger	Debit Amount	Credit Amount
1006341	1522576	3/24/2015	270	2,000.00	
1006425	1522636	3/24/2015	270	1,855.86	
1006496	1522691	3/24/2015	270	1,562.00	
1006443	1522654	3/24/2015	270	1,516.02	
1006434	1522645	3/24/2015	270	1,435.77	
1006395	1522665	3/24/2015	270	1,421.25	
1006339	1522575	3/24/2015	270	1,374.76	
1006427	1522638	3/24/2015	270	1,334.15	
1006495	1522690	3/24/2015	270	1,165.00	
1006346	1522570	3/24/2015	270	1,017.00	
1006359	1522588	3/24/2015	270	723.75	
1006389	1522600	3/24/2015	270	502.19	
1006374	1522591	3/24/2015	270	490.00	
1006426	1522637	3/24/2015	270	470.00	
1006350	1522572	3/24/2015	270	453.19	
1006377	1522593	3/24/2015	270	390.00	
1006345	1522585	3/24/2015	270	328.00	
1006353	1522583	3/24/2015	270	294.54	
1006444	1522655	3/24/2015	270	255.00	
1006445	1522656	3/24/2015	270	252.45	
1006446	1522657	3/24/2015	270	125.00	
1006343	1522569	3/24/2015	270	120.00	
1006372	1522589	3/24/2015	270	100.00	
1006354	1522584	3/24/2015	270	95.10	
1006431	1522642	3/24/2015	270	91.00	
1005971	1522579	3/24/2015	270	64.32	
1006447	1522658	3/24/2015	270	28.00	
1006340	1522568	3/24/2015	270	25.50	
1006448	1522659	3/24/2015	270	20.00	
1006449	1522660	3/24/2015	270	12.00	
1006450	1522661	3/24/2015	270	8.00	
1006451	1522662	3/24/2015	270	8.00	
1006452	1522663	3/24/2015	270	8.00	
1006355	1522574	3/24/2015	270	3.98	
1006370	142700301	3/24/2015	270		7,281,000.00
1006381	8005805	3/24/2015	270		8,799.40
1006382	142700306	3/24/2015	270		20,000,000.00
1006384	142700307	3/24/2015	270		20,000,000.00
1006385	142700308	3/24/2015	270		20,000,000.00
1006386	14270309	3/24/2015	270		26,805,916.63
1007043	142700310	3/25/2015	270	186,000,000.00	
1007044	142700311	3/25/2015	270	186,000,000.00	
1007045	142700312	3/25/2015	270	186,000,000.00	
1006566	142700304 AIRS TA	3/25/2015	270	38,197,715.40	
1006570	142700301	3/25/2015	270	18,000,000.00	
1007059	1522832	3/25/2015	270	3,764,000.00	
1007055	1522831	3/25/2015	270	1,140,895.46	
1006998	1522786	3/25/2015	270	1,047,186.66	
1006994	1522782	3/25/2015	270	1,000,158.95	
1006976	1522765	3/25/2015	270	755,834.50	
1006995	1522783	3/25/2015	270	609,210.01	
1006542	1522732	3/25/2015	270	598,213.04	
1006524	1522716	3/25/2015	270	344,280.06	
1007017	1522797	3/25/2015	270	329,165.00	
1006526	1522718	3/25/2015	270	184,478.95	
1006533	1522725	3/25/2015	270	179,297.00	

Run Date: 6/30/2015
 Run Time: 5:07:57PM

Demand Account Activity

Start Date: 7/1/2014 End Date: 6/30/2015

Page: 273
 User: 0

Jnl. Entry	Ref #	Trx. Date	Ledger	Debit Amount	Credit Amount
1006545	1522735	3/25/2015	270	134,696.00	
1007057	1522840	3/25/2015	270	81,140.87	
1007016	1522796	3/25/2015	270	78,150.00	
1006549	1522739	3/25/2015	270	65,108.90	
1006550	1522740	3/25/2015	270	63,631.04	
1006546	1522736	3/25/2015	270	53,864.21	
1006541	1522731	3/25/2015	270	44,484.23	
1006517	1522709	3/25/2015	270	44,205.55	
1006551	1522741	3/25/2015	270	41,414.81	
1007004	1522792	3/25/2015	270	40,227.51	
1006518	1522710	3/25/2015	270	39,274.55	
1006567	142700305 AIRS TA	3/25/2015	270	37,869.87	
1006996	1522784	3/25/2015	270	32,790.03	
1006522	1522714	3/25/2015	270	31,638.76	
1006997	1522785	3/25/2015	270	29,641.00	
1006553	1522744	3/25/2015	270	29,420.00	
1006525	1522717	3/25/2015	270	28,434.14	
1006992	1522780	3/25/2015	270	26,954.52	
1007054	1522838	3/25/2015	270	24,027.59	
1007063	1522843	3/25/2015	270	20,069.45	
1006544	1522734	3/25/2015	270	17,827.44	
1006521	1522713	3/25/2015	270	17,775.00	
1007003	1522791	3/25/2015	270	17,411.37	
1007001	1522789	3/25/2015	270	16,476.99	
1007058	1522841	3/25/2015	270	15,557.40	
1006993	1522781	3/25/2015	270	14,466.16	
1006983	1522773	3/25/2015	270	10,330.50	
1006535	1522726	3/25/2015	270	9,802.49	
1007006	1522794	3/25/2015	270	9,414.49	
1006513	1522705	3/25/2015	270	8,500.00	
1006528	1522720	3/25/2015	270	7,900.00	
1007056	1522839	3/25/2015	270	7,651.30	
1006515	1522707	3/25/2015	270	6,550.00	
1006520	1522712	3/25/2015	270	5,964.50	
1006543	1522733	3/25/2015	270	5,708.00	
1007061	1522833	3/25/2015	270	4,631.93	
1007000	1522788	3/25/2015	270	4,384.14	
1007052	1522837	3/25/2015	270	4,287.00	
1006577	1522749	3/25/2015	270	4,111.50	
1007053	1522830	3/25/2015	270	3,086.36	
1006548	1522738	3/25/2015	270	2,867.82	
1006512	1522704	3/25/2015	270	2,453.75	
1007002	1522790	3/25/2015	270	2,437.09	
1007051	1522836	3/25/2015	270	2,119.00	
1006575	1522747	3/25/2015	270	2,095.00	
1006527	1522719	3/25/2015	270	2,000.75	
1007060	1522842	3/25/2015	270	1,751.50	
1006580	1522753	3/25/2015	270	1,709.35	
1006514	1522706	3/25/2015	270	1,661.00	
1007048	1522828	3/25/2015	270	1,654.40	
1007005	1522793	3/25/2015	270	883.40	
1007071	1522844	3/25/2015	270	800.04	
1007062	1522834	3/25/2015	270	776.00	
1006519	1522711	3/25/2015	270	725.00	
1006523	1522715	3/25/2015	270	650.00	
1007049	1522835	3/25/2015	270	551.73	

Run Date: 6/30/2015
 Run Time: 5:07:57PM

Demand Account Activity

Start Date: 7/1/2014 End Date: 6/30/2015

Page: 274
 User: 0

Jnl. Entry	Ref #	Trx. Date	Ledger	Debit Amount	Credit Amount
1006540	1522730	3/25/2015	270	460.00	
1006576	1522748	3/25/2015	270	410.00	
1006578	1522750	3/25/2015	270	340.00	
1006569	1522745	3/25/2015	270	314.75	
1006568	142700306 AIRS DE	3/25/2015	270	210.90	
1006530	1522722	3/25/2015	270	169.75	
1006516	1522708	3/25/2015	270	150.00	
1006539	1522729	3/25/2015	270	127.00	
1006984	1522774	3/25/2015	270	117.24	
1006574	1522746	3/25/2015	270	100.00	
1007050	1522829	3/25/2015	270	82.78	
1006547	1522737	3/25/2015	270	65.00	
1006536	1522727	3/25/2015	270	22.89	
1006537	1522728	3/25/2015	270	4.25	
1006571	142700302	3/25/2015	270		598,213.04
1006572	142700303	3/25/2015	270		7,000,000.00
1006573	8005807	3/25/2015	270		391,959.68
1007042	142700309	3/25/2015	270		349,081,803.85
1007046	142700313	3/25/2015	270		305,843,815.59
1007446	142700301	3/26/2015	270	89,832,502.43	
1007474	1522905	3/26/2015	270	51,212,070.71	
1007420	142700304 AIRS TA	3/26/2015	270	38,148,012.17	
1007098	143000303	3/26/2015	270	21,000,000.00	
1007505	1522923	3/26/2015	270	5,656,295.02	
1007082	1522863	3/26/2015	270	588,314.71	
1007479	1522900	3/26/2015	270	459,684.95	
1007482	1522906	3/26/2015	270	429,114.80	
1007480	1522901	3/26/2015	270	282,765.19	
1007483	1522903	3/26/2015	270	210,998.00	
1007083	1522864	3/26/2015	270	189,621.00	
1007520	1522938	3/26/2015	270	164,000.00	
1007472	1522894	3/26/2015	270	151,063.10	
1007485	1522907	3/26/2015	270	133,727.47	
1007504	1522922	3/26/2015	270	121,665.00	
1007519	1522937	3/26/2015	270	106,386.31	
1007444	142700305 AIRS TA	3/26/2015	270	85,443.91	
1007091	1522861	3/26/2015	270	81,083.37	
1007075	1522849	3/26/2015	270	74,953.15	
1007521	1522939	3/26/2015	270	72,423.92	
1007084	1522865	3/26/2015	270	68,353.23	
1007077	1522851	3/26/2015	270	57,062.26	
1007484	1522904	3/26/2015	270	51,997.52	
1007064	1522854	3/26/2015	270	43,168.73	
1007477	1522898	3/26/2015	270	32,523.90	
1007088	1522858	3/26/2015	270	27,121.26	
1007452	1522874	3/26/2015	270	20,718.25	
1007089	1522859	3/26/2015	270	17,427.83	
1007476	1522897	3/26/2015	270	12,510.06	
1007498	1522918	3/26/2015	270	10,017.24	
1007499	1522919	3/26/2015	270	9,438.77	
1007076	1522850	3/26/2015	270	8,270.59	
1007524	1522942	3/26/2015	270	7,949.50	
1007481	1522902	3/26/2015	270	7,701.07	
1007450	1522872	3/26/2015	270	5,280.00	
1007087	1522857	3/26/2015	270	5,277.53	
1007090	1522860	3/26/2015	270	4,716.00	

Run Date: 6/30/2015
 Run Time: 5:07:57PM

Demand Account Activity

Page: 275
 User: 0

Start Date: 7/1/2014 End Date: 6/30/2015

Jnl. Entry	Ref #	Trx. Date	Ledger	Debit Amount	Credit Amount
1007080	1522862	3/26/2015	270	3,806.97	
1007081	1522855	3/26/2015	270	1,704.74	
1007518	1522936	3/26/2015	270	1,704.00	
1007453	1522875	3/26/2015	270	1,670.00	
1007086	1522856	3/26/2015	270	1,545.04	
1007501	1522935	3/26/2015	270	1,207.00	
1007475	1522896	3/26/2015	270	1,139.30	
1007451	1522873	3/26/2015	270	1,020.00	
1007500	1522920	3/26/2015	270	823.86	
1007478	1522899	3/26/2015	270	806.94	
1007092	1522866	3/26/2015	270	645.20	
1007445	142700306 AIRS DE	3/26/2015	270	621.09	
1007470	1522893	3/26/2015	270	567.15	
1007421	1522870	3/26/2015	270	544.25	
1007458	1522892	3/26/2015	270	460.00	
1007473	1522895	3/26/2015	270	282.50	
1007449	1522871	3/26/2015	270	145.00	
1007462	EFT REV 3/26/15	3/26/2015	270		14,123.00
1007448	142700303	3/26/2015	270		33,707,824.97
1007515	142700309	3/26/2015	270		87,597,376.86
1007529	142700312	3/26/2015	270		24,000,000.00
1007527	142700311	3/26/2015	270		24,000,000.00
1007533	1427003014	3/26/2015	270		600,671.00
1007571	142700302	3/27/2015	270	47,000,000.00	
1007936	142700310	3/27/2015	270	24,000,000.00	
1007937	142700311	3/27/2015	270	24,000,000.00	
1007807	142700304 AIRS TA	3/27/2015	270	19,433,716.52	
1007558	142700301	3/27/2015	270	8,000,000.00	
1007557	143000303	3/27/2015	270	7,000,000.00	
1007898	1523026	3/27/2015	270	1,054,642.61	
1007939	1523061	3/27/2015	270	1,000,000.00	
1007940	1523062	3/27/2015	270	642,200.65	
1007566	1522967	3/27/2015	270	497,018.26	
1007877	1523008	3/27/2015	270	480,262.59	
1007944	1523066	3/27/2015	270	236,448.27	
1007881	1523011	3/27/2015	270	215,991.56	
1007941	1523063	3/27/2015	270	171,032.86	
1007549	1522964	3/27/2015	270	161,088.83	
1007865	1522995	3/27/2015	270	70,247.00	
1007920	1523029	3/27/2015	270	67,632.68	
1007914	1523027	3/27/2015	270	52,540.33	
1007808	142700305 AIRS TA	3/27/2015	270	45,116.44	
1007875	1523006	3/27/2015	270	37,039.87	
1007894	1523024	3/27/2015	270	32,912.00	
1007539	1522949	3/27/2015	270	28,958.21	
1007882	1523012	3/27/2015	270	19,653.33	
1007906	1523050	3/27/2015	270	17,454.36	
1007538	1522948	3/27/2015	270	16,850.00	
1007561	1522965	3/27/2015	270	15,878.26	
1007562	1522966	3/27/2015	270	14,132.61	
1007544	1522954	3/27/2015	270	8,485.50	
1007893	1523059	3/27/2015	270	8,082.83	
1007540	1522950	3/27/2015	270	7,863.32	
1007541	1522951	3/27/2015	270	7,800.00	
1007895	1523025	3/27/2015	270	7,475.25	
1007852	1522984	3/27/2015	270	5,818.50	

Run Date: 6/30/2015
 Run Time: 5:07:57PM

Demand Account Activity

Start Date: 7/1/2014 End Date: 6/30/2015

Page: 276
 User: 0

Jnl. Entry	Ref #	Trx. Date	Ledger	Debit Amount	Credit Amount
1007537	1522947	3/27/2015	270	5,398.25	
1007907	1523051	3/27/2015	270	5,129.75	
1007876	1523007	3/27/2015	270	4,439.88	
1007908	1523052	3/27/2015	270	4,398.00	
1007890	1523020	3/27/2015	270	4,145.00	
1007891	1523021	3/27/2015	270	3,822.83	
1007919	1523028	3/27/2015	270	3,303.76	
1007892	1523022	3/27/2015	270	3,083.60	
1007858	1523023	3/27/2015	270	1,810.72	
1007889	1523019	3/27/2015	270	1,725.40	
1007867	1522997	3/27/2015	270	1,312.16	
1007850	1522982	3/27/2015	270	1,165.00	
1007848	1522980	3/27/2015	270	1,090.75	
1007883	1523013	3/27/2015	270	789.25	
1007912	1523060	3/27/2015	270	662.93	
1007853	1522985	3/27/2015	270	460.00	
1007880	1523010	3/27/2015	270	440.00	
1007886	1523016	3/27/2015	270	440.00	
1007884	1523014	3/27/2015	270	332.50	
1007887	1523017	3/27/2015	270	245.00	
1007851	1522983	3/27/2015	270	230.00	
1007879	1523009	3/27/2015	270	213.40	
1007536	1522946	3/27/2015	270	200.00	
1007888	1523018	3/27/2015	270	154.30	
1007849	1522981	3/27/2015	270	140.00	
1007812	142700306 AIRS DE	3/27/2015	270	50.69	
1007885	1523015	3/27/2015	270	30.00	
1007866	1522996	3/27/2015	270	15.00	
1007909	EFT REV 3/27/15	3/27/2015	270		25,967.99
1007933	142700309	3/27/2015	270		137,378,394.47
1007863	142700327	3/27/2015	270		101,700.00
1007938	142700313	3/27/2015	270		37,988,627.19
1008500	143000304	3/30/2015	270	8,000,000.00	
1008553	1523126	3/30/2015	270	5,047,656.95	
1008520	142700304 AIRS TA	3/30/2015	270	4,019,259.30	
1008589	1523148	3/30/2015	270	3,229,721.74	
1008628	143000301	3/30/2015	270	1,922,637.50	
1008555	1523128	3/30/2015	270	1,465,676.90	
1008608	1523176	3/30/2015	270	1,075,788.62	
1008516	1523096	3/30/2015	270	504,572.32	
1008580	1523149	3/30/2015	270	483,021.98	
1008521	142700301	3/30/2015	270	280,800.00	
1008595	1523150	3/30/2015	270	211,950.77	
1008556	1523129	3/30/2015	270	207,464.72	
1008573	1523142	3/30/2015	270	174,338.25	
1008576	1523143	3/30/2015	270	159,312.14	
1008605	1523174	3/30/2015	270	133,837.00	
1008499	1523087	3/30/2015	270	115,000.00	
1008537	Correct BoA/FNBBfr	3/30/2015	270	101,700.00	
1008579	1523144	3/30/2015	270	99,540.15	
1008509	1523092	3/30/2015	270	78,957.91	
1008511	1523093	3/30/2015	270	74,865.51	
1008599	1523151	3/30/2015	270	65,134.97	
1008582	1523145	3/30/2015	270	47,521.42	
1008518	1523097	3/30/2015	270	43,514.38	
1008615	1523190	3/30/2015	270	36,000.00	

Run Date: 6/30/2015
 Run Time: 5:07:57PM

Demand Account Activity

Start Date: 7/1/2014 End Date: 6/30/2015

Page: 277
 User: 0

Jnl. Entry	Ref #	Trx. Date	Ledger	Debit Amount	Credit Amount
1008635	1523197	3/30/2015	270	26,560.89	
1008606	1523175	3/30/2015	270	18,115.00	
1008554	1523127	3/30/2015	270	13,934.42	
1008564	1523136	3/30/2015	270	12,999.12	
1008625	1523192	3/30/2015	270	11,040.74	
1008551	1523124	3/30/2015	270	9,028.32	
1008566	1523137	3/30/2015	270	7,889.84	
1008585	1523146	3/30/2015	270	7,468.94	
1008552	1523125	3/30/2015	270	6,973.92	
1008506	1523091	3/30/2015	270	6,738.50	
1008568	1523138	3/30/2015	270	6,532.79	
1008514	1523095	3/30/2015	270	6,364.00	
1008570	1523139	3/30/2015	270	5,641.00	
1008571	1523140	3/30/2015	270	5,440.60	
1008572	1523141	3/30/2015	270	5,376.05	
1008530	1523105	3/30/2015	270	4,840.00	
1008561	1523134	3/30/2015	270	3,349.60	
1008504	1523090	3/30/2015	270	2,966.72	
1008562	1523135	3/30/2015	270	2,762.02	
1008503	1523089	3/30/2015	270	2,640.00	
1008560	1523133	3/30/2015	270	2,396.02	
1008525	1523101	3/30/2015	270	1,810.00	
1008557	1523130	3/30/2015	270	1,631.75	
1008616	1523184	3/30/2015	270	1,300.00	
1008528	1523103	3/30/2015	270	1,102.75	
1008502	1523088	3/30/2015	270	723.11	
1007963	1523077	3/30/2015	270	712.75	
1008601	1523183	3/30/2015	270	680.00	
1007957	1523071	3/30/2015	270	670.00	
1007961	1523075	3/30/2015	270	630.00	
1007959	1523073	3/30/2015	270	603.00	
1008620	1523188	3/30/2015	270	600.00	
1008497	1523086	3/30/2015	270	560.06	
1008559	1523132	3/30/2015	270	535.00	
1008618	1523186	3/30/2015	270	500.00	
1008513	1523094	3/30/2015	270	421.41	
1008531	1523106	3/30/2015	270	400.00	
1008619	1523187	3/30/2015	270	400.00	
1007958	1523072	3/30/2015	270	365.11	
1008527	1523102	3/30/2015	270	350.00	
1007962	1523076	3/30/2015	270	305.21	
1008558	1523131	3/30/2015	270	260.00	
1008617	1523185	3/30/2015	270	250.00	
1008587	1523147	3/30/2015	270	247.96	
1007960	1523074	3/30/2015	270	180.00	
1007952	1523067	3/30/2015	270	113.00	
1008529	1523104	3/30/2015	270	100.00	
1008621	1523189	3/30/2015	270	70.00	
1007954	1523068	3/30/2015	270	65.00	
1008624	EFT REV 3/30/15	3/30/2015	270		55,846.82
1008624	EFT REV 3/30/15	3/30/2015	270		273.15
1008604	142700305	3/30/2015	270		28,954,186.22
1009089	Correct Journal Entr	3/31/2015	270	12,247,773.24	
1009007	142700311	3/31/2015	270	12,247,639.72	
1008925	142700302	3/31/2015	270	12,000,000.00	
1008960	1523238	3/31/2015	270	2,122,416.55	

Run Date: 6/30/2015
Run Time: 5:07:57PM

Demand Account Activity

Start Date: 7/1/2014 End Date: 6/30/2015

Page: 278
User: 0

Jnl. Entry	Ref #	Trx. Date	Ledger	Debit Amount	Credit Amount
1008926	14270033103EFT A	3/31/2015	270	1,909,522.90	
1009029	1523314	3/31/2015	270	1,039,158.52	
1009084	1523348	3/31/2015	270	612,774.00	
1009060	1523312	3/31/2015	270	490,977.37	
1009031	1523315	3/31/2015	270	474,258.17	
1008918	1523213	3/31/2015	270	428,410.95	
1008958	1523236	3/31/2015	270	232,327.55	
1008990	1523263	3/31/2015	270	196,541.15	
1009044	1523301	3/31/2015	270	135,696.66	
1008645	1523201	3/31/2015	270	113,911.78	
1008959	1523237	3/31/2015	270	69,897.03	
1009046	1523302	3/31/2015	270	67,952.59	
1008914	142700301	3/31/2015	270	59,819.00	
1008964	1523239	3/31/2015	270	58,223.28	
1009047	1523303	3/31/2015	270	54,565.54	
1008921	1523216	3/31/2015	270	42,146.00	
1009024	1523290	3/31/2015	270	40,537.15	
1009034	1523316	3/31/2015	270	39,547.90	
1008922	1523217	3/31/2015	270	38,917.50	
1008991	1523264	3/31/2015	270	35,775.00	
1008985	1523257	3/31/2015	270	30,696.42	
1008923	1523218	3/31/2015	270	25,000.00	
1009057	1523309	3/31/2015	270	17,233.29	
1009053	1523306	3/31/2015	270	14,767.39	
1009054	1523307	3/31/2015	270	14,465.39	
1009081	1523347	3/31/2015	270	11,086.00	
1009068	1523343	3/31/2015	270	9,659.80	
1009036	1523317	3/31/2015	270	8,495.84	
1008919	1523214	3/31/2015	270	8,152.51	
1009050	1523304	3/31/2015	270	7,950.00	
1008920	1523215	3/31/2015	270	6,628.03	
1009026	1523313	3/31/2015	270	6,329.99	
1009056	1523308	3/31/2015	270	6,307.83	
1009049	1523322	3/31/2015	270	5,169.75	
1009014	1523281	3/31/2015	270	4,575.19	
1009051	1523305	3/31/2015	270	4,295.39	
1009058	1523310	3/31/2015	270	3,737.40	
1009040	1523299	3/31/2015	270	3,465.00	
1008987	1523260	3/31/2015	270	3,456.88	
1009013	1523280	3/31/2015	270	3,377.54	
1008916	1523211	3/31/2015	270	3,300.00	
1009075	1523345	3/31/2015	270	3,041.50	
1008917	1523212	3/31/2015	270	2,500.00	
1009043	1523300	3/31/2015	270	2,321.95	
1008957	1523235	3/31/2015	270	2,049.25	
1009048	1523321	3/31/2015	270	1,540.00	
1009059	1523311	3/31/2015	270	1,533.49	
1008956	1523234	3/31/2015	270	1,501.81	
1009023	1523289	3/31/2015	270	1,300.37	
1009087	1523350	3/31/2015	270	1,137.50	
1009037	1523297	3/31/2015	270	1,108.19	
1009027	1523292	3/31/2015	270	1,055.00	
1008986	1523259	3/31/2015	270	1,006.35	
1009063	1523349	3/31/2015	270	780.00	
1009062	1523341	3/31/2015	270	761.26	
1009039	1523298	3/31/2015	270	758.99	

Run Date: 6/30/2015
 Run Time: 5:07:57PM

Demand Account Activity

Start Date: 7/1/2014 End Date: 6/30/2015

Page: 279
 User: 0

Jnl. Entry	Ref #	Trx. Date	Ledger	Debit Amount	Credit Amount
1008989	1523262	3/31/2015	270	639.50	
1009041	1523319	3/31/2015	270	592.25	
1008988	1523261	3/31/2015	270	560.00	
1008984	1523258	3/31/2015	270	545.00	
1009022	1523288	3/31/2015	270	502.00	
1009021	1523323	3/31/2015	270	410.00	
1008955	1523233	3/31/2015	270	350.00	
1009015	1523282	3/31/2015	270	345.00	
1009028	1523293	3/31/2015	270	343.18	
1009045	1523320	3/31/2015	270	290.00	
1008942	1523223	3/31/2015	270	271.40	
1009018	1523285	3/31/2015	270	245.00	
1009012	1523279	3/31/2015	270	119.00	
1009025	1523291	3/31/2015	270	95.00	
1009038	1523318	3/31/2015	270	90.00	
1009030	1523294	3/31/2015	270	85.00	
1009072	1523344	3/31/2015	270	56.00	
1009020	1523287	3/31/2015	270	47.50	
1009033	1523295	3/31/2015	270	33.00	
1009035	1523296	3/31/2015	270	30.00	
1009079	1523346	3/31/2015	270	24.25	
1009017	1523284	3/31/2015	270	23.00	
1009019	1523286	3/31/2015	270	17.00	
1009065	1523342	3/31/2015	270	10.57	
1009016	1523283	3/31/2015	270	4.25	
1008940	8005813	3/31/2015	270		2,163.28
1009055	142700313	3/31/2015	270		26,795,461.62
1009080	Back Out Journal Er	3/31/2015	270		12,247,639.72
1009414	142700306	4/1/2015	270	45,000,000.00	
1009150	142700302	4/1/2015	270	30,000,000.00	
1009157	142700304	4/1/2015	270	28,843,000.00	
1009243	1523419	4/1/2015	270	2,978,000.00	
1009137	1523358	4/1/2015	270	1,489,196.34	
1009434	1523395	4/1/2015	270	1,086,040.98	
1009440	1523401	4/1/2015	270	1,000,512.00	
1009435	1523396	4/1/2015	270	554,289.21	
1009422	1523383	4/1/2015	270	167,714.59	
1009143	1523364	4/1/2015	270	103,713.10	
1009144	1523365	4/1/2015	270	85,006.46	
1009423	1523384	4/1/2015	270	69,442.73	
1009432	1523393	4/1/2015	270	47,859.32	
1009134	1523356	4/1/2015	270	37,451.32	
1009424	1523385	4/1/2015	270	28,656.83	
1009153	1523372	4/1/2015	270	24,106.57	
1009460	1523418	4/1/2015	270	15,828.40	
1009433	1523394	4/1/2015	270	10,722.43	
1009430	1523391	4/1/2015	270	10,467.92	
1009431	1523392	4/1/2015	270	10,333.67	
1009413	1523376	4/1/2015	270	8,980.53	
1009426	1523387	4/1/2015	270	8,385.00	
1009145	1523366	4/1/2015	270	8,220.34	
1009141	1523362	4/1/2015	270	6,227.91	
1009146	1523367	4/1/2015	270	5,652.42	
1009142	1523363	4/1/2015	270	5,330.20	
1009148	1523368	4/1/2015	270	4,883.37	
1009140	1523361	4/1/2015	270	4,101.63	

Run Date: 6/30/2015
 Run Time: 5:07:57PM

Demand Account Activity

Page: 280
 User: 0

Start Date: 7/1/2014 End Date: 6/30/2015

Jnl. Entry	Ref #	Trx. Date	Ledger	Debit Amount	Credit Amount
1009429	1523390	4/1/2015	270	4,004.00	
1009149	1523369	4/1/2015	270	3,923.85	
1009425	1523386	4/1/2015	270	2,911.19	
1009420	1523381	4/1/2015	270	2,849.00	
1009136	1523357	4/1/2015	270	2,831.73	
1009459	1523417	4/1/2015	270	2,330.00	
1009421	1523382	4/1/2015	270	2,127.56	
1009458	1523416	4/1/2015	270	2,035.50	
1009154	1523373	4/1/2015	270	1,785.60	
1009451	1523412	4/1/2015	270	1,687.00	
1009151	1523370	4/1/2015	270	1,391.67	
1009419	1523380	4/1/2015	270	1,167.00	
1009152	1523371	4/1/2015	270	993.13	
1009416	1523377	4/1/2015	270	950.15	
1009138	1523359	4/1/2015	270	897.75	
1009158	142700305	4/1/2015	270	773.24	
1009418	1523379	4/1/2015	270	520.00	
1009139	1523360	4/1/2015	270	489.67	
1009417	1523378	4/1/2015	270	465.00	
1009450	1523411	4/1/2015	270	178.25	
1009428	1523389	4/1/2015	270	164.90	
1009133	142700301	4/1/2015	270		82,372,000.00
1009415	Back Out Journal Er	4/1/2015	270		773.24
1009455	142700307	4/1/2015	270		30,667,224.01
1010649	142700407	4/2/2015	270	82,126,767.96	
1010626	1523506	4/2/2015	270	45,505,099.84	
1009491	142700304 AIRS TA	4/2/2015	270	9,181,724.24	
1009478	143000403	4/2/2015	270	7,000,000.00	
1010624	1523504	4/2/2015	270	889,065.39	
1010618	1523499	4/2/2015	270	607,959.66	
1010574	1523457	4/2/2015	270	422,426.75	
1010569	1523452	4/2/2015	270	351,711.61	
1010619	1523500	4/2/2015	270	232,756.77	
1010613	1523494	4/2/2015	270	211,387.41	
1010620	1523501	4/2/2015	270	126,718.66	
1010597	1523478	4/2/2015	270	121,428.57	
1010570	1523453	4/2/2015	270	92,736.68	
1009494	142700305 AIRS TA	4/2/2015	270	83,225.39	
1010621	1523502	4/2/2015	270	73,795.83	
1010595	1523476	4/2/2015	270	46,087.07	
1010612	1523493	4/2/2015	270	40,719.27	
1010568	1523451	4/2/2015	270	38,471.42	
1009477	1523431	4/2/2015	270	37,065.26	
1010576	1523459	4/2/2015	270	26,818.18	
1009482	1523434	4/2/2015	270	21,073.14	
1010586	1523468	4/2/2015	270	13,273.75	
1010575	1523458	4/2/2015	270	11,209.06	
1010623	1523503	4/2/2015	270	9,712.51	
1010598	1523479	4/2/2015	270	8,703.03	
1009483	1523435	4/2/2015	270	7,737.96	
1010617	1523498	4/2/2015	270	7,580.60	
1009479	1523432	4/2/2015	270	6,001.94	
1010625	1523505	4/2/2015	270	5,494.61	
1010585	1523467	4/2/2015	270	4,680.00	
1010573	1523456	4/2/2015	270	4,065.90	
1009480	1523433	4/2/2015	270	3,925.99	

Run Date: 6/30/2015
 Run Time: 5:07:57PM

Demand Account Activity

Page: 281
 User: 0

Start Date: 7/1/2014 End Date: 6/30/2015

Jnl. Entry	Ref #	Trx. Date	Ledger	Debit Amount	Credit Amount
1010592	1523474	4/2/2015	270	3,792.50	
1010599	1523480	4/2/2015	270	3,679.93	
1010632	1523518	4/2/2015	270	3,360.00	
1010596	1523477	4/2/2015	270	3,279.96	
1010590	1523472	4/2/2015	270	1,780.00	
1010638	1523520	4/2/2015	270	1,697.25	
1010582	1523464	4/2/2015	270	1,228.75	
1009497	142700306 AIRS DE	4/2/2015	270	1,068.50	
1010587	1523469	4/2/2015	270	1,050.00	
1010584	1523466	4/2/2015	270	900.00	
1009476	1523430	4/2/2015	270	770.23	
1009492	1523440	4/2/2015	270	750.00	
1010572	1523455	4/2/2015	270	657.00	
1009488	1523438	4/2/2015	270	650.00	
1010611	1523492	4/2/2015	270	646.60	
1010588	1523470	4/2/2015	270	638.50	
1009490	1523439	4/2/2015	270	600.00	
1009493	1523441	4/2/2015	270	500.00	
1009474	1523429	4/2/2015	270	471.66	
1009502	1523447	4/2/2015	270	400.00	
1009496	1523443	4/2/2015	270	350.00	
1010591	1523473	4/2/2015	270	350.00	
1009501	1523446	4/2/2015	270	340.00	
1010614	1523495	4/2/2015	270	325.00	
1010594	1523475	4/2/2015	270	300.00	
1009495	1523442	4/2/2015	270	200.00	
1009498	1523444	4/2/2015	270	200.00	
1009499	1523445	4/2/2015	270	200.00	
1009486	1523437	4/2/2015	270	180.00	
1010658	1523535	4/2/2015	270	142.50	
1010615	1523496	4/2/2015	270	140.94	
1010571	1523454	4/2/2015	270	127.50	
1010583	1523465	4/2/2015	270	120.00	
1010589	1523471	4/2/2015	270	80.00	
1010616	1523497	4/2/2015	270	33.88	
1009484	1523436	4/2/2015	270	11.83	
1010635	1523519	4/2/2015	270	8.72	
1010622	DFA EFT REV 8005	4/2/2015	270		298,393.44
1010581	142700401	4/2/2015	270		60,000,000.00
1010647	142700402	4/2/2015	270		30,000,000.00
1010648	142700403	4/2/2015	270		17,944,072.52
1011016	142700403	4/3/2015	270	60,000,000.00	
1010925	143000404	4/3/2015	270	19,000,000.00	
1010935	143000408 AIRS AT	4/3/2015	270	12,659,882.04	
1010942	142700401	4/3/2015	270	2,425,000.00	
1010976	1523602	4/3/2015	270	2,317,990.81	
1010966	1523580	4/3/2015	270	314,830.29	
1010953	1523574	4/3/2015	270	264,443.40	
1010960	1523585	4/3/2015	270	254,959.09	
1010983	1523600	4/3/2015	270	207,601.04	
1011021	1523640	4/3/2015	270	184,981.91	
1010985	1523601	4/3/2015	270	165,652.75	
1010956	1523581	4/3/2015	270	139,420.31	
1010994	1523613	4/3/2015	270	136,699.52	
1010965	1523579	4/3/2015	270	112,587.50	
1010957	1523582	4/3/2015	270	94,150.04	

Run Date: 6/30/2015
 Run Time: 5:07:57PM

Demand Account Activity

Page: 282
 User: 0

Start Date: 7/1/2014 End Date: 6/30/2015

Jnl. Entry	Ref #	Trx. Date	Ledger	Debit Amount	Credit Amount
1011023	1523641	4/3/2015	270	91,244.48	
1010958	1523583	4/3/2015	270	82,589.00	
1010993	1523612	4/3/2015	270	76,713.40	
1010683	1523553	4/3/2015	270	73,147.48	
1010941	1523564	4/3/2015	270	53,866.00	
1010984	1523603	4/3/2015	270	51,558.61	
1010936	142700405 AIRS TA	4/3/2015	270	39,578.19	
1010982	1523599	4/3/2015	270	39,190.00	
1010938	1523563	4/3/2015	270	37,384.57	
1010944	1523566	4/3/2015	270	23,482.56	
1010992	1523611	4/3/2015	270	19,883.71	
1011000	1523619	4/3/2015	270	19,603.97	
1010974	1523605	4/3/2015	270	17,482.47	
1010963	1523577	4/3/2015	270	11,344.62	
1010997	1523616	4/3/2015	270	11,060.00	
1010682	1523552	4/3/2015	270	10,920.00	
1010964	1523578	4/3/2015	270	10,000.00	
1010681	1523551	4/3/2015	270	8,418.00	
1010674	1523545	4/3/2015	270	8,285.00	
1010952	1523573	4/3/2015	270	6,778.00	
1011004	1523623	4/3/2015	270	6,346.16	
1010947	1523569	4/3/2015	270	5,948.25	
1010990	1523609	4/3/2015	270	5,517.00	
1011045	1523657	4/3/2015	270	4,660.00	
1010995	1523614	4/3/2015	270	4,332.27	
1010959	1523584	4/3/2015	270	4,194.68	
1011046	1523658	4/3/2015	270	3,621.50	
1010951	1523572	4/3/2015	270	3,540.00	
1010991	1523610	4/3/2015	270	2,809.00	
1010981	1523598	4/3/2015	270	2,148.81	
1010979	1523596	4/3/2015	270	2,125.90	
1011022	1523634	4/3/2015	270	2,079.33	
1010937	142700406 AIRS DE	4/3/2015	270	2,005.37	
1010977	1523595	4/3/2015	270	1,909.83	
1010954	1523575	4/3/2015	270	1,664.31	
1011037	1523656	4/3/2015	270	1,602.75	
1010968	1523604	4/3/2015	270	1,445.46	
1011025	1523642	4/3/2015	270	1,383.50	
1010946	1523568	4/3/2015	270	1,169.75	
1010980	1523597	4/3/2015	270	1,105.92	
1010962	1523576	4/3/2015	270	985.90	
1011003	1523622	4/3/2015	270	866.00	
1010950	1523571	4/3/2015	270	690.00	
1010943	1523565	4/3/2015	270	600.00	
1011019	1523632	4/3/2015	270	527.00	
1011020	1523633	4/3/2015	270	525.39	
1010949	1523570	4/3/2015	270	470.00	
1010673	1523544	4/3/2015	270	440.00	
1011030	1523643	4/3/2015	270	300.00	
1010999	1523618	4/3/2015	270	281.75	
1011014	1523631	4/3/2015	270	239.00	
1010945	1523567	4/3/2015	270	190.00	
1010998	1523617	4/3/2015	270	43.60	
1011008	1523627	4/3/2015	270	30.00	
1011009	1523628	4/3/2015	270	24.00	
1010672	1523543	4/3/2015	270	20.00	

Run Date: 6/30/2015
 Run Time: 5:07:57PM

Demand Account Activity

Page: 283
 User: 0

Start Date: 7/1/2014 End Date: 6/30/2015

Jnl. Entry	Ref #	Trx. Date	Ledger	Debit Amount	Credit Amount
1010986	1523629	4/3/2015	270	20.00	
1011013	1523630	4/3/2015	270	12.00	
1011005	1523624	4/3/2015	270	9.75	
1010996	1523615	4/3/2015	270	8.09	
1011006	1523625	4/3/2015	270	4.00	
1011007	1523626	4/3/2015	270	4.00	
1010928	EFT REV 4/3/15	4/3/2015	270		19,368.91
1011018	142700408	4/3/2015	270		144,428,293.43
1011074	143000404	4/6/2015	270	12,000,000.00	
1011070	143000403	4/6/2015	270	6,000,000.00	
1011323	142700406 AIRS TA	4/6/2015	270	5,633,179.43	
1011075	142700405	4/6/2015	270	2,000,000.00	
1011378	1523723	4/6/2015	270	1,969,180.98	
1011382	1523753	4/6/2015	270	1,541,000.00	
1011390	1523732	4/6/2015	270	444,045.50	
1011072	142700402	4/6/2015	270	280,000.00	
1011411	1523754	4/6/2015	270	232,200.86	
1011389	1523731	4/6/2015	270	207,365.50	
1011387	1523730	4/6/2015	270	187,953.44	
1011381	1523727	4/6/2015	270	164,770.39	
1011360	1523704	4/6/2015	270	77,034.28	
1011377	1523722	4/6/2015	270	76,287.45	
1011404	1523747	4/6/2015	270	56,231.01	
1011351	1523695	4/6/2015	270	55,830.35	
1011353	1523697	4/6/2015	270	37,580.86	
1011357	1523701	4/6/2015	270	27,638.70	
1011350	1523694	4/6/2015	270	22,187.77	
1011356	1523700	4/6/2015	270	20,276.27	
1011379	1523725	4/6/2015	270	15,723.00	
1011355	1523699	4/6/2015	270	14,920.30	
1011324	142700407 AIRS TA	4/6/2015	270	14,629.60	
1011343	1523724	4/6/2015	270	14,180.04	
1011393	1523734	4/6/2015	270	10,683.20	
1011394	1523735	4/6/2015	270	10,406.06	
1011375	1523720	4/6/2015	270	10,399.66	
1011412	1523755	4/6/2015	270	7,380.00	
1011338	1523684	4/6/2015	270	5,459.00	
1011386	1523729	4/6/2015	270	5,262.16	
1011391	1523733	4/6/2015	270	5,128.24	
1011413	1523756	4/6/2015	270	5,104.75	
1011383	1523728	4/6/2015	270	3,788.64	
1011395	1523736	4/6/2015	270	3,183.94	
1011376	1523721	4/6/2015	270	2,950.42	
1011397	1523737	4/6/2015	270	2,582.80	
1011341	1523686	4/6/2015	270	1,985.00	
1011352	1523696	4/6/2015	270	1,811.07	
1011380	1523726	4/6/2015	270	1,758.85	
1011354	1523698	4/6/2015	270	1,631.00	
1011405	1523750	4/6/2015	270	1,562.50	
1011398	1523738	4/6/2015	270	1,255.75	
1011400	1523746	4/6/2015	270	669.00	
1011358	1523702	4/6/2015	270	615.00	
1011349	1523693	4/6/2015	270	595.06	
1011384	1523742	4/6/2015	270	584.00	
1011402	1523741	4/6/2015	270	509.60	
1011344	1523688	4/6/2015	270	454.50	

Run Date: 6/30/2015
 Run Time: 5:07:57PM

Demand Account Activity

Page: 284
 User: 0

Start Date: 7/1/2014 End Date: 6/30/2015

Jnl. Entry	Ref #	Trx. Date	Ledger	Debit Amount	Credit Amount
1011392	1523745	4/6/2015	270	442.50	
1011340	1523685	4/6/2015	270	440.00	
1011401	1523740	4/6/2015	270	426.97	
1011342	1523687	4/6/2015	270	370.00	
1011325	142700408 AIRS DE	4/6/2015	270	215.99	
1011347	1523691	4/6/2015	270	195.00	
1011346	1523690	4/6/2015	270	130.00	
1011399	1523739	4/6/2015	270	125.00	
1011345	1523689	4/6/2015	270	90.00	
1011348	1523692	4/6/2015	270	65.00	
1011359	1523703	4/6/2015	270	56.09	
1011388	1523744	4/6/2015	270	12.00	
1011385	1523743	4/6/2015	270	8.00	
1011071	142700401	4/6/2015	270		419,570.00
1011333	EFT REV 4/6/15	4/6/2015	270		18,118.99
1011328	142700409	4/6/2015	270		28,436,271.46
1011769	1523846	4/7/2015	270	9,196,925.54	
1011708	142700401	4/7/2015	270	7,000,000.00	
1011707	142700404 AIRS TA	4/7/2015	270	5,811,889.51	
1011709	142700402	4/7/2015	270	5,000,000.00	
1011698	143000403	4/7/2015	270	4,000,000.00	
1011738	1523822	4/7/2015	270	2,000,000.00	
1011724	1523812	4/7/2015	270	865,956.61	
1011768	1523845	4/7/2015	270	379,498.20	
1011832	1523905	4/7/2015	270	319,000.00	
1011726	1523813	4/7/2015	270	279,760.50	
1011829	1523903	4/7/2015	270	230,896.81	
1011767	1523844	4/7/2015	270	187,994.44	
1011743	1523801	4/7/2015	270	154,309.43	
1011742	1523800	4/7/2015	270	142,509.88	
1011807	1523864	4/7/2015	270	136,996.68	
1011783	1523851	4/7/2015	270	128,296.93	
1011737	1523821	4/7/2015	270	122,496.80	
1011716	1523793	4/7/2015	270	98,722.07	
1011714	1523792	4/7/2015	270	60,805.36	
1011722	1523810	4/7/2015	270	54,814.48	
1011792	1523857	4/7/2015	270	43,202.24	
1011793	1523876	4/7/2015	270	41,270.83	
1011802	1523862	4/7/2015	270	40,597.88	
1011777	1523848	4/7/2015	270	37,201.09	
1011735	1523819	4/7/2015	270	33,292.12	
1011744	1523802	4/7/2015	270	32,264.04	
1011745	1523803	4/7/2015	270	29,586.00	
1011784	1523852	4/7/2015	270	22,954.69	
1011721	1523794	4/7/2015	270	21,279.33	
1011720	1523847	4/7/2015	270	19,815.09	
1011800	1523861	4/7/2015	270	18,195.95	
1011798	1523860	4/7/2015	270	17,794.43	
1011830	1523904	4/7/2015	270	15,580.00	
1011644	1523805	4/7/2015	270	13,115.83	
1011733	1523818	4/7/2015	270	11,634.72	
1011731	1523817	4/7/2015	270	9,726.23	
1011441	1523779	4/7/2015	270	8,196.42	
1011820	1523873	4/7/2015	270	5,955.18	
1011806	1523863	4/7/2015	270	5,670.00	
1011746	1523804	4/7/2015	270	4,617.12	

Run Date: 6/30/2015
 Run Time: 5:07:57PM

Demand Account Activity

Start Date: 7/1/2014 End Date: 6/30/2015

Page: 285
 User: 0

Jnl. Entry	Ref #	Trx. Date	Ledger	Debit Amount	Credit Amount
1011730	1523816	4/7/2015	270	4,530.61	
1011789	1523874	4/7/2015	270	3,755.16	
1011815	1523869	4/7/2015	270	3,533.00	
1011718	1523808	4/7/2015	270	3,406.31	
1011717	1523807	4/7/2015	270	2,700.00	
1011812	1523867	4/7/2015	270	2,490.00	
1011727	1523814	4/7/2015	270	2,360.67	
1011715	1523806	4/7/2015	270	2,119.00	
1011780	1523849	4/7/2015	270	2,061.66	
1011826	1523900	4/7/2015	270	1,740.00	
1011728	1523815	4/7/2015	270	1,616.38	
1011791	1523875	4/7/2015	270	1,386.22	
1011782	1523850	4/7/2015	270	1,378.99	
1011446	1523784	4/7/2015	270	1,300.00	
1011809	1523865	4/7/2015	270	1,230.50	
1011810	1523866	4/7/2015	270	1,165.00	
1011725	1523795	4/7/2015	270	1,071.50	
1011796	1523859	4/7/2015	270	950.00	
1011817	1523871	4/7/2015	270	824.25	
1011719	1523809	4/7/2015	270	776.00	
1011785	1523853	4/7/2015	270	750.00	
1011790	1523856	4/7/2015	270	694.10	
1011729	1523796	4/7/2015	270	480.00	
1011814	1523868	4/7/2015	270	480.00	
1011448	1523786	4/7/2015	270	400.00	
1011795	1523877	4/7/2015	270	310.12	
1011794	1523858	4/7/2015	270	310.00	
1011801	1523880	4/7/2015	270	297.24	
1011827	1523901	4/7/2015	270	280.00	
1011816	1523870	4/7/2015	270	280.00	
1011445	1523783	4/7/2015	270	200.00	
1011741	1523799	4/7/2015	270	180.00	
1011442	1523780	4/7/2015	270	174.25	
1011450	1523787	4/7/2015	270	160.00	
1011803	1523887	4/7/2015	270	121.25	
1011797	1523878	4/7/2015	270	118.38	
1011734	1523797	4/7/2015	270	115.50	
1011799	1523879	4/7/2015	270	105.38	
1011787	1523855	4/7/2015	270	104.00	
1011443	1523781	4/7/2015	270	90.00	
1011819	1523872	4/7/2015	270	50.00	
1011444	1523782	4/7/2015	270	47.50	
1011828	1523902	4/7/2015	270	40.00	
1011723	1523811	4/7/2015	270	35.07	
1011739	1523798	4/7/2015	270	29.75	
1011447	1523785	4/7/2015	270	20.00	
1011786	1523854	4/7/2015	270	14.60	
1011440	1523778	4/7/2015	270	8.50	
1011430	DFA EFT REV 4/7/1	4/7/2015	270		11,979.55
1011732	142700407	4/7/2015	270		38,082,083.50
1012140	142700402	4/8/2015	270	19,000,000.00	
1012134	142700404 AIRS TA	4/8/2015	270	7,588,018.94	
1012247	142700408	4/8/2015	270	5,000,000.00	
1012216	1523997	4/8/2015	270	1,517,652.47	
1012217	1523998	4/8/2015	270	1,007,920.57	
1012142	1523927	4/8/2015	270	904,286.92	

Run Date: 6/30/2015
 Run Time: 5:07:57PM

Demand Account Activity

Page: 286
 User: 0

Start Date: 7/1/2014 End Date: 6/30/2015

Jnl. Entry	Ref #	Trx. Date	Ledger	Debit Amount	Credit Amount
1012151	1523936	4/8/2015	270	600,614.91	
1012250	1524026	4/8/2015	270	147,999.04	
1012234	1524004	4/8/2015	270	137,793.65	
1012249	1524025	4/8/2015	270	126,000.00	
1012168	1524010	4/8/2015	270	75,907.73	
1012135	142700405 AIRS TA	4/8/2015	270	54,950.69	
1012150	1523935	4/8/2015	270	45,659.17	
1012147	1523932	4/8/2015	270	27,491.46	
1012148	1523933	4/8/2015	270	25,747.00	
1012218	1523999	4/8/2015	270	21,394.58	
1012143	1523928	4/8/2015	270	18,135.66	
1012233	1524003	4/8/2015	270	15,622.08	
1012144	1523929	4/8/2015	270	5,630.03	
1012226	1524001	4/8/2015	270	5,446.90	
1012219	1524000	4/8/2015	270	4,722.11	
1012149	1523934	4/8/2015	270	4,598.03	
1012225	1524013	4/8/2015	270	3,453.25	
1012145	1523930	4/8/2015	270	2,770.00	
1012223	1524011	4/8/2015	270	2,575.00	
1012241	1524009	4/8/2015	270	1,436.85	
1012230	1524002	4/8/2015	270	1,305.14	
1012214	1523995	4/8/2015	270	1,165.00	
1012137	142700406 AIRS DE	4/8/2015	270	1,097.60	
1012146	1523931	4/8/2015	270	1,048.36	
1012215	1523996	4/8/2015	270	852.00	
1012228	1524015	4/8/2015	270	788.75	
1012239	1524007	4/8/2015	270	756.63	
1012236	1524005	4/8/2015	270	525.26	
1012224	1524012	4/8/2015	270	500.00	
1012263	1524038	4/8/2015	270	480.00	
1012265	1524039	4/8/2015	270	400.00	
1012227	1524014	4/8/2015	270	270.00	
1012231	1524017	4/8/2015	270	228.61	
1012260	1524037	4/8/2015	270	200.00	
1012155	1523939	4/8/2015	270	140.00	
1012156	1523940	4/8/2015	270	115.00	
1012229	1524016	4/8/2015	270	90.00	
1012237	1524006	4/8/2015	270	81.97	
1012157	1523941	4/8/2015	270	65.00	
1012158	1523942	4/8/2015	270	65.00	
1012159	1523943	4/8/2015	270	65.00	
1012240	1524008	4/8/2015	270	65.00	
1012152	1523937	4/8/2015	270	14.00	
1012154	1523938	4/8/2015	270	8.50	
1012118	142700401	4/8/2015	270		600,614.91
1012245	DFA EFT REV 4/8/1	4/8/2015	270		659.00
1012177	142700403	4/8/2015	270		18,946,325.35
1012689	1524147	4/9/2015	270	191,477,951.47	
1012679	142700410	4/9/2015	270	78,754,875.00	
1012577	142700404 AIRS TA	4/9/2015	270	5,628,330.93	
1012708	1524164	4/9/2015	270	750,000.00	
1012637	1524102	4/9/2015	270	246,186.05	
1012590	143000402	4/9/2015	270	231,143.70	
1012661	1524126	4/9/2015	270	207,195.00	
1012636	1524101	4/9/2015	270	163,934.32	
1012702	1524151	4/9/2015	270	142,400.44	

Run Date: 6/30/2015
 Run Time: 5:07:57PM

Demand Account Activity

Start Date: 7/1/2014 End Date: 6/30/2015

Page: 287
 User: 0

Jnl. Entry	Ref #	Trx. Date	Ledger	Debit Amount	Credit Amount
1012634	1524099	4/9/2015	270	76,238.62	
1012664	1524127	4/9/2015	270	73,790.00	
1012653	1524116	4/9/2015	270	61,167.29	
1012703	1524152	4/9/2015	270	59,746.86	
1012581	1524049	4/9/2015	270	49,633.13	
1012635	1524100	4/9/2015	270	35,998.84	
1012585	1524053	4/9/2015	270	35,626.46	
1012630	1524095	4/9/2015	270	34,495.59	
1012701	1524150	4/9/2015	270	21,228.92	
1012578	142700405 AIRS TA	4/9/2015	270	18,037.97	
1012665	1524123	4/9/2015	270	17,280.00	
1012704	1524153	4/9/2015	270	16,900.40	
1012631	1524096	4/9/2015	270	16,483.89	
1012638	1524103	4/9/2015	270	15,970.83	
1012632	1524097	4/9/2015	270	15,141.55	
1012640	1524104	4/9/2015	270	13,367.00	
1012624	1524089	4/9/2015	270	12,056.00	
1012656	1524119	4/9/2015	270	11,350.07	
1012687	1524146	4/9/2015	270	10,352.00	
1012583	1524051	4/9/2015	270	7,750.00	
1012586	1524054	4/9/2015	270	6,329.25	
1012663	1524122	4/9/2015	270	4,990.73	
1012644	1524108	4/9/2015	270	4,934.50	
1012626	1524091	4/9/2015	270	4,840.00	
1012657	1524125	4/9/2015	270	4,777.51	
1012655	1524120	4/9/2015	270	4,681.00	
1012643	1524107	4/9/2015	270	4,185.00	
1012582	1524050	4/9/2015	270	4,064.81	
1012642	1524106	4/9/2015	270	4,057.25	
1012633	1524098	4/9/2015	270	3,182.70	
1012641	1524105	4/9/2015	270	2,728.00	
1012579	142700406 AIRS DE	4/9/2015	270	1,860.02	
1012699	1524149	4/9/2015	270	1,548.53	
1012645	1524109	4/9/2015	270	1,467.92	
1012646	1524110	4/9/2015	270	1,444.00	
1012650	1524117	4/9/2015	270	1,079.10	
1012707	1524154	4/9/2015	270	1,042.30	
1012625	1524090	4/9/2015	270	960.00	
1012627	1524092	4/9/2015	270	950.00	
1012584	1524052	4/9/2015	270	900.00	
1012648	1524112	4/9/2015	270	858.00	
1012647	1524111	4/9/2015	270	716.97	
1012628	1524093	4/9/2015	270	654.00	
1012649	1524113	4/9/2015	270	325.00	
1012652	1524118	4/9/2015	270	290.00	
1012695	1524148	4/9/2015	270	200.50	
1012629	1524094	4/9/2015	270	100.00	
1012660	1524121	4/9/2015	270	46.00	
1012587	1524055	4/9/2015	270	42.00	
1012596	1524114	4/9/2015	270	25.00	
1012651	1524115	4/9/2015	270	20.00	
1012667	1524124	4/9/2015	270	5.45	
1012594	DFA EFT REV 4/9/1	4/9/2015	270		2,382.03
1012566	142700401	4/9/2015	270		78,550,000.00
1012676	142700408	4/9/2015	270		113,132,596.87
1012677	142700409	4/9/2015	270		34,788,449.25

Run Date: 6/30/2015
 Run Time: 5:07:57PM

Demand Account Activity

Start Date: 7/1/2014 End Date: 6/30/2015

Page: 288
 User: 0

Jnl. Entry	Ref #	Trx. Date	Ledger	Debit Amount	Credit Amount
1012709	142700412	4/9/2015	270		10,000,000.00
1012715	142700411	4/9/2015	270		10,000,000.00
1013135	142700410	4/10/2015	270	204,748,535.55	
1013073	143000413	4/10/2015	270	25,000,000.00	
1013042	142700403	4/10/2015	270	16,000,000.00	
1013063	1524216	4/10/2015	270	11,157,784.82	
1013121	1524260	4/10/2015	270	10,599,504.15	
1013117	142700406	4/10/2015	270	10,000,000.00	
1013119	142700407	4/10/2015	270	10,000,000.00	
1012755	143000403	4/10/2015	270	9,000,000.00	
1012978	142700404 AIRS TA	4/10/2015	270	6,982,016.08	
1013131	1524265	4/10/2015	270	5,256,732.54	
1013050	1524205	4/10/2015	270	2,168,105.00	
1013045	1524251	4/10/2015	270	568,405.23	
1013116	1524258	4/10/2015	270	242,833.71	
1013118	1524259	4/10/2015	270	117,840.75	
1013066	1524218	4/10/2015	270	72,777.00	
1013052	1524207	4/10/2015	270	68,765.13	
1013171	1524312	4/10/2015	270	65,472.55	
1013124	1524261	4/10/2015	270	59,464.58	
1013115	1524257	4/10/2015	270	56,228.95	
1013055	1524210	4/10/2015	270	51,848.51	
1013065	1524217	4/10/2015	270	41,314.53	
1013053	1524208	4/10/2015	270	41,200.00	
1013054	1524209	4/10/2015	270	31,946.77	
1012979	142700405 AIRS TA	4/10/2015	270	26,403.43	
1013051	1524206	4/10/2015	270	18,810.19	
1013048	1524203	4/10/2015	270	17,425.47	
1013109	1524252	4/10/2015	270	15,674.75	
1013058	1524213	4/10/2015	270	13,468.41	
1013133	1524279	4/10/2015	270	13,193.34	
1013125	1524262	4/10/2015	270	10,192.04	
1012744	1524187	4/10/2015	270	10,026.50	
1013127	1524263	4/10/2015	270	8,135.52	
1013057	1524212	4/10/2015	270	7,682.44	
1013107	1524250	4/10/2015	270	4,870.46	
1013059	1524214	4/10/2015	270	4,160.87	
1013103	1524246	4/10/2015	270	3,922.25	
1012737	1524180	4/10/2015	270	3,808.59	
1013170	1524311	4/10/2015	270	3,100.50	
1012740	1524183	4/10/2015	270	3,100.00	
1013111	1524253	4/10/2015	270	2,955.50	
1013069	1524220	4/10/2015	270	2,865.34	
1013101	1524244	4/10/2015	270	2,625.00	
1013166	1524307	4/10/2015	270	2,533.11	
1013049	1524204	4/10/2015	270	2,129.55	
1013061	1524215	4/10/2015	270	1,836.80	
1013044	1524200	4/10/2015	270	1,776.44	
1013046	1524201	4/10/2015	270	1,539.00	
1013136	1524280	4/10/2015	270	1,143.70	
1013114	1524256	4/10/2015	270	1,087.80	
1012734	1524177	4/10/2015	270	782.28	
1013056	1524211	4/10/2015	270	747.00	
1013067	1524219	4/10/2015	270	730.00	
1012735	1524178	4/10/2015	270	680.00	
1013105	1524248	4/10/2015	270	583.75	

Run Date: 6/30/2015
 Run Time: 5:07:57PM

Demand Account Activity

Page: 289
 User: 0

Start Date: 7/1/2014 End Date: 6/30/2015

Jnl. Entry	Ref #	Trx. Date	Ledger	Debit Amount	Credit Amount
1013102	1524245	4/10/2015	270	510.00	
1012742	1524185	4/10/2015	270	354.20	
1012741	1524184	4/10/2015	270	331.11	
1013104	1524247	4/10/2015	270	310.00	
1013132	1524266	4/10/2015	270	299.00	
1012738	1524181	4/10/2015	270	290.00	
1013168	1524309	4/10/2015	270	275.00	
1012736	1524179	4/10/2015	270	260.00	
1013112	1524254	4/10/2015	270	247.50	
1013113	1524255	4/10/2015	270	180.00	
1012739	1524182	4/10/2015	270	170.00	
1013167	1524308	4/10/2015	270	160.00	
1013128	1524264	4/10/2015	270	92.91	
1013106	1524249	4/10/2015	270	80.00	
1013165	1524306	4/10/2015	270	65.00	
1013047	1524202	4/10/2015	270	57.75	
1013169	1524310	4/10/2015	270	12.75	
1012956	142700402	4/10/2015	270		11,157,784.82
1012746	DFA EFT REV 4/10/	4/10/2015	270		8,873.17
1013142	142700411	4/10/2015	270		321,175,748.22
1013499	142700404 AIRS TA	4/13/2015	270	21,692,385.69	
1013479	142700404	4/13/2015	270	14,000,000.00	
1013487	142700411	4/13/2015	270	13,000,000.00	
1013488	142700412	4/13/2015	270	8,000,000.00	
1013555	1524400	4/13/2015	270	2,361,012.12	
1013514	1524360	4/13/2015	270	954,890.83	
1013501	142700406 AIRS DE	4/13/2015	270	873,976.76	
1013497	1524399	4/13/2015	270	166,505.77	
1013186	1524336	4/13/2015	270	109,676.43	
1013467	1524330	4/13/2015	270	98,672.43	
1013482	142700402	4/13/2015	270	90,411.09	
1013459	1524341	4/13/2015	270	69,402.54	
1013553	1524409	4/13/2015	270	64,828.12	
1013449	1524323	4/13/2015	270	59,846.02	
1013455	1524332	4/13/2015	270	54,403.06	
1013450	1524324	4/13/2015	270	45,143.17	
1013453	1524325	4/13/2015	270	41,451.61	
1013452	1524337	4/13/2015	270	37,581.60	
1013551	1524397	4/13/2015	270	36,921.88	
1013500	142700405 AIRS TA	4/13/2015	270	33,442.91	
1013187	1524327	4/13/2015	270	30,670.63	
1013457	1524339	4/13/2015	270	29,608.01	
1013456	1524326	4/13/2015	270	27,580.32	
1013567	1524410	4/13/2015	270	26,000.00	
1013462	1524342	4/13/2015	270	24,968.56	
1013561	1524402	4/13/2015	270	14,212.26	
1013465	1524343	4/13/2015	270	13,382.33	
1013460	1524340	4/13/2015	270	12,181.44	
1013458	1524328	4/13/2015	270	9,962.57	
1013517	1524363	4/13/2015	270	8,387.99	
1013568	1524411	4/13/2015	270	6,749.11	
1013560	1524401	4/13/2015	270	6,513.04	
1013550	1524396	4/13/2015	270	4,818.69	
1013507	1524353	4/13/2015	270	2,993.75	
1013502	142700407 AIRS DE	4/13/2015	270	2,707.11	
1013549	1524395	4/13/2015	270	2,654.14	

Run Date: 6/30/2015
 Run Time: 5:07:57PM

Demand Account Activity

Start Date: 7/1/2014 End Date: 6/30/2015

Page: 290
 User: 0

Jnl. Entry	Ref #	Trx. Date	Ledger	Debit Amount	Credit Amount
1013513	1524359	4/13/2015	270	2,632.55	
1013464	1524329	4/13/2015	270	2,166.21	
1013509	1524355	4/13/2015	270	1,795.00	
1013505	1524403	4/13/2015	270	1,708.32	
1013552	1524398	4/13/2015	270	1,491.00	
1013516	1524362	4/13/2015	270	1,159.76	
1013518	1524364	4/13/2015	270	1,064.55	
1013515	1524361	4/13/2015	270	889.49	
1013511	1524357	4/13/2015	270	619.00	
1013556	1524404	4/13/2015	270	603.02	
1013569	1524412	4/13/2015	270	400.00	
1013558	1524405	4/13/2015	270	365.12	
1013510	1524356	4/13/2015	270	350.00	
1013508	1524354	4/13/2015	270	250.00	
1013461	1524333	4/13/2015	270	157.50	
1013512	1524358	4/13/2015	270	90.00	
1013454	1524338	4/13/2015	270	80.76	
1013519	1524365	4/13/2015	270	70.00	
1013471	1524335	4/13/2015	270	30.00	
1013451	1524331	4/13/2015	270	25.69	
1013466	1524344	4/13/2015	270	21.95	
1013520	1524366	4/13/2015	270	15.36	
1013470	1524334	4/13/2015	270	8.50	
1013481	142700401	4/13/2015	270		98,672.43
1013483	142700403	4/13/2015	270		1,114,000.00
1013486	142700410	4/13/2015	270		49,811,071.36
1013503	CD INTEREST COR	4/13/2015	270		1,143.70
1013177	8005829	4/13/2015	270		3,089.52
1013506	142700413	4/13/2015	270		40,213,406.70
1013608	142700404 AIRS TA	4/14/2015	270	35,628,408.90	
1013869	142700403	4/14/2015	270	4,264,000.00	
1013939	1524501	4/14/2015	270	3,735,750.24	
1013986	1524543	4/14/2015	270	3,735,474.41	
1013873	142700407	4/14/2015	270	3,527,766.27	
1013937	1524500	4/14/2015	270	1,253,177.60	
1013977	1524557	4/14/2015	270	513,940.58	
1013984	1524560	4/14/2015	270	479,531.65	
1013979	1524540	4/14/2015	270	302,372.60	
1013985	1524561	4/14/2015	270	264,821.91	
1013982	1524559	4/14/2015	270	186,729.71	
1013918	1524489	4/14/2015	270	174,228.00	
1014026	1524590	4/14/2015	270	158,864.29	
1013980	1524558	4/14/2015	270	152,786.80	
1013999	1524548	4/14/2015	270	136,087.22	
1013919	1524490	4/14/2015	270	126,705.00	
1014007	1524574	4/14/2015	270	75,000.00	
1013928	1524506	4/14/2015	270	70,948.70	
1013942	1524508	4/14/2015	270	70,503.55	
1013905	1524476	4/14/2015	270	41,917.15	
1013992	1524545	4/14/2015	270	36,856.99	
1013989	1524550	4/14/2015	270	34,253.12	
1013614	142700402	4/14/2015	270	32,250.00	
1013907	1524478	4/14/2015	270	31,344.95	
1013900	1524471	4/14/2015	270	29,853.91	
1013895	1524505	4/14/2015	270	29,441.27	
1014006	1524573	4/14/2015	270	28,788.54	

Run Date: 6/30/2015
Run Time: 5:07:57PM

Demand Account Activity

Start Date: 7/1/2014 End Date: 6/30/2015

Page: 291
User: 0

Jnl. Entry	Ref #	Trx. Date	Ledger	Debit Amount	Credit Amount
1013988	1524549	4/14/2015	270	28,363.03	
1013991	1524552	4/14/2015	270	20,510.00	
1013968	1524566	4/14/2015	270	19,244.00	
1013612	142700405 AIRS TA	4/14/2015	270	16,739.43	
1013901	1524472	4/14/2015	270	15,225.49	
1013983	1524542	4/14/2015	270	14,191.48	
1013898	1524469	4/14/2015	270	14,067.85	
1013914	1524485	4/14/2015	270	12,940.00	
1013613	142700406 AIRS DE	4/14/2015	270	11,470.22	
1013904	1524475	4/14/2015	270	8,504.63	
1013912	1524483	4/14/2015	270	7,780.00	
1013909	1524480	4/14/2015	270	7,625.00	
1014001	1524569	4/14/2015	270	6,990.00	
1014025	1524589	4/14/2015	270	6,749.11	
1013920	1524491	4/14/2015	270	6,676.64	
1013981	1524541	4/14/2015	270	6,560.78	
1014005	1524572	4/14/2015	270	6,276.49	
1013964	1524564	4/14/2015	270	5,835.00	
1013899	1524470	4/14/2015	270	5,818.65	
1013978	1524539	4/14/2015	270	5,259.82	
1013941	1524502	4/14/2015	270	4,837.15	
1013946	1524509	4/14/2015	270	4,755.31	
1013902	1524473	4/14/2015	270	4,398.14	
1013995	1524554	4/14/2015	270	3,737.40	
1013921	1524492	4/14/2015	270	3,612.75	
1013916	1524487	4/14/2015	270	2,680.00	
1013932	1524507	4/14/2015	270	2,611.00	
1013910	1524481	4/14/2015	270	2,491.50	
1013923	1524494	4/14/2015	270	2,485.00	
1013903	1524474	4/14/2015	270	2,358.64	
1013943	1524503	4/14/2015	270	2,149.03	
1013934	1524498	4/14/2015	270	1,887.00	
1013993	1524553	4/14/2015	270	1,854.51	
1013998	1524555	4/14/2015	270	1,803.72	
1014003	1524570	4/14/2015	270	1,775.00	
1013947	1524504	4/14/2015	270	1,664.31	
1014000	1524556	4/14/2015	270	1,263.21	
1013994	1524546	4/14/2015	270	782.00	
1013906	1524477	4/14/2015	270	715.00	
1013911	1524482	4/14/2015	270	700.00	
1013908	1524479	4/14/2015	270	640.00	
1013926	1524495	4/14/2015	270	470.00	
1013913	1524484	4/14/2015	270	450.00	
1013958	1524544	4/14/2015	270	442.40	
1013917	1524488	4/14/2015	270	400.00	
1013915	1524486	4/14/2015	270	350.00	
1013922	1524493	4/14/2015	270	290.00	
1013997	1524547	4/14/2015	270	267.50	
1013966	1524565	4/14/2015	270	200.00	
1013927	1524496	4/14/2015	270	192.75	
1013935	1524499	4/14/2015	270	93.50	
1014004	1524571	4/14/2015	270	65.00	
1013930	1524497	4/14/2015	270	60.00	
1013876	1524563	4/14/2015	270	53.35	
1013987	1524562	4/14/2015	270	42.00	
1013990	1524551	4/14/2015	270	36.80	

Run Date: 6/30/2015
 Run Time: 5:07:57PM

Demand Account Activity

Start Date: 7/1/2014 End Date: 6/30/2015

Page: 292
 User: 0

Jnl. Entry	Ref #	Trx. Date	Ledger	Debit Amount	Credit Amount
1013976	1524538	4/14/2015	270	36.26	
1013599	142700401	4/14/2015	270		1,038,967.00
1013872	DFA EFT REV 4/14/	4/14/2015	270		2,370.58
1013960	142700408	4/14/2015	270		24,869,785.16
1014056	142700404 AIRS TA	4/15/2015	270	36,129,600.57	
1014068	1524618	4/15/2015	270	31,302,787.37	
1014041	143000403	4/15/2015	270	17,000,000.00	
1014460	1524684	4/15/2015	270	15,555,108.22	
1014061	142700403	4/15/2015	270	2,828,983.54	
1014440	1524666	4/15/2015	270	1,889,846.50	
1014439	1524665	4/15/2015	270	1,575,507.80	
1014086	1524628	4/15/2015	270	1,200,000.00	
1014473	1524696	4/15/2015	270	794,000.00	
1014449	1524668	4/15/2015	270	647,795.79	
1014074	1524611	4/15/2015	270	543,215.91	
1014453	1524671	4/15/2015	270	250,278.04	
1014070	1524610	4/15/2015	270	193,191.65	
1014424	1524653	4/15/2015	270	160,904.09	
1014101	1524639	4/15/2015	270	102,477.13	
1014438	1524664	4/15/2015	270	66,054.06	
1014444	1524677	4/15/2015	270	63,367.00	
1014067	1524605	4/15/2015	270	53,614.40	
1014066	1524609	4/15/2015	270	52,146.90	
1014057	142700405 AIRS TA	4/15/2015	270	47,157.98	
1014445	1524667	4/15/2015	270	45,549.59	
1014054	1524685	4/15/2015	270	38,886.35	
1014055	1524604	4/15/2015	270	26,922.69	
1014065	1524617	4/15/2015	270	23,070.45	
1014058	142700406 AIRS DE	4/15/2015	270	14,901.68	
1014083	1524625	4/15/2015	270	12,087.60	
1014425	1524654	4/15/2015	270	11,398.48	
1014447	1524686	4/15/2015	270	11,226.97	
1014427	1524656	4/15/2015	270	10,704.26	
1014426	1524655	4/15/2015	270	9,337.78	
1014451	1524669	4/15/2015	270	8,499.53	
1014476	1524702	4/15/2015	270	8,298.83	
1014072	1524607	4/15/2015	270	5,991.30	
1014081	1524613	4/15/2015	270	5,598.03	
1014084	1524614	4/15/2015	270	4,702.00	
1014078	1524612	4/15/2015	270	4,178.00	
1014069	1524606	4/15/2015	270	3,923.84	
1014105	1524642	4/15/2015	270	3,922.25	
1014419	1524652	4/15/2015	270	3,855.87	
1014430	1524659	4/15/2015	270	3,659.79	
1014429	1524658	4/15/2015	270	3,256.21	
1014103	1524640	4/15/2015	270	2,575.00	
1014428	1524657	4/15/2015	270	2,548.37	
1014087	1524627	4/15/2015	270	2,160.96	
1014075	1524608	4/15/2015	270	1,735.94	
1014446	1524678	4/15/2015	270	1,700.20	
1014464	1524691	4/15/2015	270	1,165.00	
1014433	1524662	4/15/2015	270	1,140.15	
1014463	1524690	4/15/2015	270	781.00	
1014431	1524660	4/15/2015	270	694.40	
1014107	1524644	4/15/2015	270	636.75	
1014060	142700407 AIRS DE	4/15/2015	270	585.00	

Run Date: 6/30/2015
 Run Time: 5:07:57PM

Demand Account Activity

Page: 293
 User: 0

Start Date: 7/1/2014 End Date: 6/30/2015

Jnl. Entry	Ref #	Trx. Date	Ledger	Debit Amount	Credit Amount
1014452	1524670	4/15/2015	270	555.22	
1014104	1524641	4/15/2015	270	500.00	
1014064	1524616	4/15/2015	270	489.67	
1014059	1524615	4/15/2015	270	399.60	
1014085	1524626	4/15/2015	270	375.00	
1014436	1524663	4/15/2015	270	335.00	
1014106	1524643	4/15/2015	270	310.00	
1014080	1524623	4/15/2015	270	150.00	
1014108	1524645	4/15/2015	270	120.00	
1014077	1524622	4/15/2015	270	115.00	
1014073	1524621	4/15/2015	270	110.00	
1014076	1524620	4/15/2015	270	90.00	
1014432	1524661	4/15/2015	270	57.75	
1014071	1524619	4/15/2015	270	30.00	
1014082	1524624	4/15/2015	270	8.50	
1014062	142700408	4/15/2015	270		200,000.00
1014042	142700401	4/15/2015	270		31,302,787.37
1014043	142700402	4/15/2015	270		4,117,875.00
1014423	DFA EFT REV 4/15/	4/15/2015	270		150,920.26
1014338	142700410	4/15/2015	270		15,481,627.48
1014468	142700411	4/15/2015	270		56,978,583.59
1014467	142700415	4/15/2015	270		18,511.06
1015587	142700404 AIRS TA	4/16/2015	270	158,341,967.56	
1015661	1524770	4/16/2015	270	76,327,398.32	
1015656	1524773	4/16/2015	270	34,816,018.77	
1015576	143000403	4/16/2015	270	17,000,000.00	
1015667	142700409	4/16/2015	270	14,000,000.00	
1015578	142700402	4/16/2015	270	12,315,672.00	
1015721	1524825	4/16/2015	270	9,221,671.64	
1015622	1524766	4/16/2015	270	1,042,175.94	
1015603	1524728	4/16/2015	270	656,597.28	
1015612	1524721	4/16/2015	270	599,192.55	
1015654	1524768	4/16/2015	270	589,047.50	
1015658	1524774	4/16/2015	270	488,063.71	
1015660	1524769	4/16/2015	270	233,583.98	
1015650	1524767	4/16/2015	270	151,186.81	
1015609	1524720	4/16/2015	270	140,670.33	
1015606	1524719	4/16/2015	270	84,669.62	
1015665	1524799	4/16/2015	270	83,199.00	
1015610	1524796	4/16/2015	270	64,800.08	
1015604	1524733	4/16/2015	270	53,520.94	
1015588	142700405 AIRS TA	4/16/2015	270	49,606.19	
1015673	1524776	4/16/2015	270	43,776.00	
1015593	1524713	4/16/2015	270	32,200.00	
1015602	1524718	4/16/2015	270	31,470.05	
1015674	1524777	4/16/2015	270	23,096.87	
1015601	1524727	4/16/2015	270	20,555.61	
1015700	1524808	4/16/2015	270	18,392.88	
1015722	1524826	4/16/2015	270	16,938.58	
1015597	1524716	4/16/2015	270	15,350.00	
1015607	1524734	4/16/2015	270	14,274.20	
1015615	1524722	4/16/2015	270	13,362.00	
1015594	1524714	4/16/2015	270	11,627.00	
1015666	1524800	4/16/2015	270	11,446.50	
1015649	1524771	4/16/2015	270	10,565.52	
1015728	1524831	4/16/2015	270	10,000.00	

Run Date: 6/30/2015
 Run Time: 5:07:57PM

Demand Account Activity

Page: 294
 User: 0

Start Date: 7/1/2014 End Date: 6/30/2015

Jnl. Entry	Ref #	Trx. Date	Ledger	Debit Amount	Credit Amount
1015598	1524725	4/16/2015	270	9,163.16	
1015675	1524778	4/16/2015	270	8,803.53	
1015680	1524782	4/16/2015	270	8,543.45	
1015726	1524830	4/16/2015	270	6,820.59	
1015595	1524715	4/16/2015	270	6,474.40	
1015592	1524723	4/16/2015	270	6,426.13	
1015652	1524772	4/16/2015	270	6,228.05	
1015600	1524717	4/16/2015	270	4,492.25	
1015669	1524802	4/16/2015	270	4,335.00	
1015676	1524779	4/16/2015	270	4,268.08	
1015678	1524781	4/16/2015	270	3,644.08	
1015613	1524732	4/16/2015	270	3,387.74	
1015589	142700406 AIRS DE	4/16/2015	270	3,197.21	
1015677	1524780	4/16/2015	270	3,122.00	
1015682	1524783	4/16/2015	270	2,289.00	
1015723	1524827	4/16/2015	270	2,272.00	
1015684	1524785	4/16/2015	270	2,029.14	
1015681	1524806	4/16/2015	270	2,024.50	
1015683	1524784	4/16/2015	270	1,858.00	
1014727	1524735	4/16/2015	270	1,670.11	
1015725	1524828	4/16/2015	270	1,165.00	
1015668	1524801	4/16/2015	270	940.00	
1015671	1524804	4/16/2015	270	918.00	
1015662	1524797	4/16/2015	270	911.35	
1015670	1524803	4/16/2015	270	810.00	
1015685	1524786	4/16/2015	270	795.48	
1015664	1524798	4/16/2015	270	470.00	
1015686	1524787	4/16/2015	270	376.00	
1015599	1524726	4/16/2015	270	352.60	
1015701	1524809	4/16/2015	270	245.36	
1015596	1524724	4/16/2015	270	201.24	
1015724	1524829	4/16/2015	270	200.00	
1015702	1524810	4/16/2015	270	190.00	
1015608	1524730	4/16/2015	270	140.00	
1015704	1524811	4/16/2015	270	122.49	
1015679	1524805	4/16/2015	270	80.00	
1015611	1524731	4/16/2015	270	50.00	
1015691	1524792	4/16/2015	270	44.00	
1015694	1524795	4/16/2015	270	35.00	
1015692	1524793	4/16/2015	270	28.00	
1015690	1524791	4/16/2015	270	20.00	
1015693	1524794	4/16/2015	270	20.00	
1015672	1524775	4/16/2015	270	19.12	
1015697	1524807	4/16/2015	270	17.40	
1015689	1524790	4/16/2015	270	16.00	
1015687	1524788	4/16/2015	270	12.00	
1015688	1524789	4/16/2015	270	12.00	
1015577	142700401	4/16/2015	270		12,024,301.00
1015620	142700403	4/16/2015	270		34,816,018.77
1015696	142700410	4/16/2015	270		37,418,464.10
1015621	142700407	4/16/2015	270		230,037,923.87
1016143	142700410	4/17/2015	270	113,233,623.90	
1016064	142700404 AIRS TA	4/17/2015	270	53,638,087.45	
1016217	142700417	4/17/2015	270	10,997,989.44	
1016199	142700416	4/17/2015	270	4,997,663.89	
1016094	1524911	4/17/2015	270	3,955,694.04	

Run Date: 6/30/2015
Run Time: 5:07:57PM

Demand Account Activity

Start Date: 7/1/2014 End Date: 6/30/2015

Page: 295
User: 0

Jnl. Entry	Ref #	Trx. Date	Ledger	Debit Amount	Credit Amount
1016204	1525006	4/17/2015	270	2,527,708.80	
1016134	1524951	4/17/2015	270	1,324,831.69	
1016205	1525007	4/17/2015	270	695,525.73	
1016079	1524896	4/17/2015	270	500,000.00	
1016085	1524902	4/17/2015	270	473,113.00	
1016038	1524952	4/17/2015	270	263,629.39	
1016157	1524963	4/17/2015	270	212,782.36	
1016047	142700401	4/17/2015	270	200,000.00	
1016206	1525008	4/17/2015	270	170,000.00	
1016208	1525009	4/17/2015	270	170,000.00	
1016065	142700405 AIRS TA	4/17/2015	270	112,832.62	
1016139	1524954	4/17/2015	270	105,781.78	
1016202	1525004	4/17/2015	270	98,125.00	
1016156	1524962	4/17/2015	270	84,533.37	
1016132	1524950	4/17/2015	270	42,354.25	
1016203	1525005	4/17/2015	270	41,443.75	
1016078	1524895	4/17/2015	270	39,449.26	
1016158	1524964	4/17/2015	270	38,410.88	
1016093	1524910	4/17/2015	270	37,496.19	
1016084	1524901	4/17/2015	270	25,501.37	
1016138	1524953	4/17/2015	270	19,867.63	
1016148	1524957	4/17/2015	270	16,651.61	
1016077	1524894	4/17/2015	270	15,382.92	
1016090	1524907	4/17/2015	270	14,767.64	
1016145	1524956	4/17/2015	270	14,387.65	
1016086	1524903	4/17/2015	270	12,053.63	
1016083	1524900	4/17/2015	270	12,039.21	
1016049	1524881	4/17/2015	270	11,957.22	
1016082	1524899	4/17/2015	270	11,199.66	
1016089	1524906	4/17/2015	270	9,854.12	
1016088	1524905	4/17/2015	270	6,569.91	
1016087	1524904	4/17/2015	270	6,567.64	
1015752	1524857	4/17/2015	270	6,509.00	
1016081	1524898	4/17/2015	270	5,998.62	
1016142	1524955	4/17/2015	270	5,399.26	
1016091	1524908	4/17/2015	270	5,078.12	
1016067	1524886	4/17/2015	270	4,700.75	
1016129	1524947	4/17/2015	270	4,342.70	
1016080	1524897	4/17/2015	270	4,102.11	
1016071	1524888	4/17/2015	270	3,045.00	
1016092	1524909	4/17/2015	270	2,319.72	
1016066	142700406 AIRS DE	4/17/2015	270	2,085.18	
1015755	1524858	4/17/2015	270	1,600.00	
1015758	1524860	4/17/2015	270	1,520.00	
1016209	1525010	4/17/2015	270	1,293.77	
1016155	1524961	4/17/2015	270	1,242.85	
1015756	1524859	4/17/2015	270	1,000.00	
1016075	1524892	4/17/2015	270	980.82	
1016149	1524958	4/17/2015	270	948.60	
1016072	1524889	4/17/2015	270	600.00	
1016073	1524890	4/17/2015	270	581.75	
1015757	1524869	4/17/2015	270	384.21	
1016076	1524893	4/17/2015	270	370.50	
1016070	1524887	4/17/2015	270	370.00	
1016154	1524960	4/17/2015	270	355.00	
1015760	1524861	4/17/2015	270	350.00	

Run Date: 6/30/2015
 Run Time: 5:07:57PM

Demand Account Activity

Start Date: 7/1/2014 End Date: 6/30/2015

Page: 296
 User: 0

Jnl. Entry	Ref #	Trx. Date	Ledger	Debit Amount	Credit Amount
1015759	1524870	4/17/2015	270	335.21	
1015979	1524862	4/17/2015	270	329.93	
1016152	1524959	4/17/2015	270	251.85	
1016126	1524944	4/17/2015	270	140.00	
1016127	1524945	4/17/2015	270	130.00	
1015761	1524871	4/17/2015	270	118.34	
1016130	1524948	4/17/2015	270	100.00	
1016125	1524943	4/17/2015	270	96.00	
1016095	1524912	4/17/2015	270	77.75	
1016074	1524891	4/17/2015	270	60.00	
1015753	1524867	4/17/2015	270	50.00	
1016048	1524880	4/17/2015	270	48.84	
1015754	1524868	4/17/2015	270	28.38	
1015980	1524863	4/17/2015	270	25.74	
1015983	1524866	4/17/2015	270	24.37	
1015981	1524864	4/17/2015	270	20.93	
1016124	1524942	4/17/2015	270	20.00	
1015982	1524865	4/17/2015	270	18.00	
1016128	1524946	4/17/2015	270	17.00	
1016131	1524949	4/17/2015	270	12.75	
1016159	1524965	4/17/2015	270	1.00	
1016050	142700402	4/17/2015	270		2,686,386.00
1016052	142700403	4/17/2015	270		3,955,694.04
1016069	142700407	4/17/2015	270		199,101,589.29
1016232	142700402	4/20/2015	270	28,000,000.00	
1016280	142700410	4/20/2015	270	25,000,000.00	
1016273	143000406 AIRS TA	4/20/2015	270	24,291,880.73	
1016291	1525062	4/20/2015	270	15,732,819.96	
1016360	142700417	4/20/2015	270	12,000,000.00	
1016358	142700416	4/20/2015	270	6,000,000.00	
1016324	1525092	4/20/2015	270	1,946,059.05	
1016318	1525087	4/20/2015	270	1,616,728.32	
1016234	142700407	4/20/2015	270	753,000.00	
1016222	1525017	4/20/2015	270	734,486.23	
1016238	1525018	4/20/2015	270	467,677.72	
1016317	1525086	4/20/2015	270	442,826.06	
1016325	1525093	4/20/2015	270	442,624.39	
1016239	1525019	4/20/2015	270	412,266.60	
1016326	1525094	4/20/2015	270	391,950.96	
1016861	1525139	4/20/2015	270	376,031.10	
1016240	1525020	4/20/2015	270	373,245.07	
1016241	1525021	4/20/2015	270	280,635.03	
1016235	142700408	4/20/2015	270	241,000.00	
1016327	1525095	4/20/2015	270	231,624.64	
1016242	1525022	4/20/2015	270	156,482.51	
1016274	142700405 AIRS TA	4/20/2015	270	137,836.73	
1016328	1525096	4/20/2015	270	136,981.20	
1016352	1525117	4/20/2015	270	96,190.85	
1016236	142700409	4/20/2015	270	88,000.00	
1016297	1525145	4/20/2015	270	87,500.00	
1016243	1525023	4/20/2015	270	66,059.49	
1016244	1525024	4/20/2015	270	63,561.53	
1016262	1525043	4/20/2015	270	59,788.24	
1016329	1525097	4/20/2015	270	52,929.94	
1016245	1525025	4/20/2015	270	50,709.33	
1016315	1525084	4/20/2015	270	46,802.51	

Run Date: 6/30/2015
Run Time: 5:07:57PM

Demand Account Activity

Start Date: 7/1/2014 End Date: 6/30/2015

Page: 297
User: 0

Jnl. Entry	Ref #	Trx. Date	Ledger	Debit Amount	Credit Amount
1016330	1525098	4/20/2015	270	40,365.71	
1016332	1525099	4/20/2015	270	39,308.75	
1016334	1525100	4/20/2015	270	36,326.00	
1016863	1525146	4/20/2015	270	36,286.42	
1016246	1525026	4/20/2015	270	30,937.68	
1016247	1525027	4/20/2015	270	30,702.06	
1016250	1525028	4/20/2015	270	28,589.79	
1016865	1525141	4/20/2015	270	28,359.79	
1016253	1525029	4/20/2015	270	26,887.30	
1016864	1525140	4/20/2015	270	21,440.90	
1016348	1525115	4/20/2015	270	21,263.52	
1016282	1525052	4/20/2015	270	16,617.87	
1016255	1525030	4/20/2015	270	15,903.60	
1016336	1525101	4/20/2015	270	15,299.29	
1016338	1525102	4/20/2015	270	14,550.36	
1016252	1525031	4/20/2015	270	13,870.04	
1016277	1525048	4/20/2015	270	13,669.10	
1016256	1525032	4/20/2015	270	11,512.18	
1016866	1525142	4/20/2015	270	11,403.20	
1016286	1525090	4/20/2015	270	10,959.83	
1016320	1525089	4/20/2015	270	10,213.56	
1016263	1525033	4/20/2015	270	9,919.06	
1016267	1525034	4/20/2015	270	9,755.37	
1016350	1525116	4/20/2015	270	9,552.39	
1016264	1525044	4/20/2015	270	9,126.85	
1016342	1525103	4/20/2015	270	8,500.00	
1016345	1525104	4/20/2015	270	7,239.00	
1016323	1525091	4/20/2015	270	7,180.82	
1016871	1525148	4/20/2015	270	6,710.46	
1016266	1525045	4/20/2015	270	6,336.87	
1016270	1525035	4/20/2015	270	5,630.40	
1016226	1525036	4/20/2015	270	4,025.99	
1016868	1525144	4/20/2015	270	3,668.50	
1016867	1525143	4/20/2015	270	3,495.00	
1016279	1525049	4/20/2015	270	3,341.00	
1016296	1525065	4/20/2015	270	3,143.75	
1016870	1525147	4/20/2015	270	3,137.67	
1016278	1525050	4/20/2015	270	3,054.79	
1016346	1525105	4/20/2015	270	2,698.00	
1016347	1525106	4/20/2015	270	2,459.00	
1016298	1525067	4/20/2015	270	2,220.00	
1016258	1525046	4/20/2015	270	2,168.88	
1016248	1525037	4/20/2015	270	1,609.12	
1016249	1525038	4/20/2015	270	1,526.91	
1016251	1525039	4/20/2015	270	1,286.38	
1016254	1525040	4/20/2015	270	1,198.97	
1016257	1525041	4/20/2015	270	1,177.03	
1016260	1525042	4/20/2015	270	1,135.01	
1016276	142700406 AIRS DE	4/20/2015	270	1,095.23	
1016275	1525047	4/20/2015	270	899.29	
1016281	1525051	4/20/2015	270	835.76	
1016314	1525083	4/20/2015	270	692.25	
1016284	1525054	4/20/2015	270	600.00	
1016302	1525071	4/20/2015	270	570.80	
1016300	1525069	4/20/2015	270	569.50	
1016299	1525068	4/20/2015	270	420.00	

Run Date: 6/30/2015
 Run Time: 5:07:57PM

Demand Account Activity

Start Date: 7/1/2014 End Date: 6/30/2015

Page: 298
 User: 0

Jnl. Entry	Ref #	Trx. Date	Ledger	Debit Amount	Credit Amount
1016349	1525107	4/20/2015	270	290.00	
1016316	1525085	4/20/2015	270	265.00	
1016294	1525066	4/20/2015	270	250.00	
1016351	1525108	4/20/2015	270	240.00	
1016292	1525109	4/20/2015	270	211.20	
1016301	1525070	4/20/2015	270	150.00	
1016319	1525088	4/20/2015	270	102.77	
1016331	1525110	4/20/2015	270	78.45	
1016333	1525111	4/20/2015	270	12.00	
1016283	1525053	4/20/2015	270	8.50	
1016337	1525112	4/20/2015	270	4.00	
1016231	142700401	4/20/2015	270		1,812,000.00
1016233	142700403	4/20/2015	270		15,732,819.96
1016288	142700411	4/20/2015	270		25,087,500.00
1016341	142700414	4/20/2015	270		82,259,984.44
1016343	142700415	4/20/2015	270		30,481,633.64
1016852	DFA EFT REV 4/16/	4/20/2015	270		407.90
1016859	DFA EFT REV 4/17/	4/20/2015	270		21,519.84
1016862	DFA EFT REV4/15/'	4/20/2015	270		1,319.41
1016899	142700404 AIRS TA	4/21/2015	270	85,089,656.87	
1016914	142700407	4/21/2015	270	50,000,000.00	
1016889	142700403	4/21/2015	270	25,209,000.00	
1016887	142700401	4/21/2015	270	16,000,000.00	
1017274	142700411	4/21/2015	270	12,000,000.00	
1016884	1525155	4/21/2015	270	4,594,221.40	
1017229	1525207	4/21/2015	270	4,108,518.92	
1017312	1525272	4/21/2015	270	1,071,857.42	
1017319	1525278	4/21/2015	270	780,028.50	
1016907	1525161	4/21/2015	270	209,075.04	
1016900	142700405 AIRS TA	4/21/2015	270	206,228.97	
1017313	1525273	4/21/2015	270	198,158.90	
1017228	1525206	4/21/2015	270	190,454.72	
1017267	1525267	4/21/2015	270	161,968.13	
1017246	1525222	4/21/2015	270	139,578.29	
1017251	1525227	4/21/2015	270	138,877.56	
1017230	1525208	4/21/2015	270	80,983.13	
1017231	1525209	4/21/2015	270	69,109.20	
1017264	1525241	4/21/2015	270	46,676.53	
1017252	1525228	4/21/2015	270	46,646.81	
1017253	1525229	4/21/2015	270	41,979.40	
1017254	1525230	4/21/2015	270	38,074.94	
1017198	1525176	4/21/2015	270	36,219.00	
1017315	1525274	4/21/2015	270	33,359.81	
1017232	1525210	4/21/2015	270	29,488.10	
1017233	1525211	4/21/2015	270	27,249.00	
1016904	1525158	4/21/2015	270	16,747.25	
1017234	1525212	4/21/2015	270	14,745.94	
1017199	1525177	4/21/2015	270	11,925.00	
1016881	1525153	4/21/2015	270	11,913.23	
1016902	1525156	4/21/2015	270	11,433.33	
1017255	1525231	4/21/2015	270	10,410.00	
1017256	1525232	4/21/2015	270	5,959.75	
1016903	1525157	4/21/2015	270	5,371.13	
1017261	1525238	4/21/2015	270	5,358.00	
1017211	1525199	4/21/2015	270	5,069.75	
1017306	1525269	4/21/2015	270	5,068.20	

Run Date: 6/30/2015
 Run Time: 5:07:57PM

Demand Account Activity

Start Date: 7/1/2014 End Date: 6/30/2015

Page: 299
 User: 0

Jnl. Entry	Ref #	Trx. Date	Ledger	Debit Amount	Credit Amount
1017149	1525172	4/21/2015	270	4,826.66	
1017227	1525205	4/21/2015	270	4,575.19	
1017197	1525175	4/21/2015	270	3,977.60	
1017317	1525275	4/21/2015	270	3,908.85	
1017310	1525271	4/21/2015	270	3,275.19	
1017235	1525213	4/21/2015	270	3,085.15	
1017247	1525223	4/21/2015	270	2,064.57	
1017316	1525276	4/21/2015	270	2,035.50	
1017223	1525201	4/21/2015	270	1,575.00	
1017248	1525224	4/21/2015	270	1,412.33	
1017266	1525243	4/21/2015	270	1,245.00	
1017318	1525277	4/21/2015	270	1,165.00	
1017195	1525173	4/21/2015	270	1,082.30	
1016910	1525162	4/21/2015	270	800.00	
1016905	1525159	4/21/2015	270	776.00	
1017265	1525242	4/21/2015	270	717.50	
1016901	142700406 AIRS DE	4/21/2015	270	703.36	
1017262	1525239	4/21/2015	270	669.00	
1017249	1525225	4/21/2015	270	462.62	
1017225	1525203	4/21/2015	270	414.25	
1017222	1525200	4/21/2015	270	410.00	
1017200	1525178	4/21/2015	270	400.00	
1017196	1525174	4/21/2015	270	392.00	
1017224	1525202	4/21/2015	270	300.00	
1017308	1525270	4/21/2015	270	254.14	
1017201	1525179	4/21/2015	270	196.00	
1017260	1525237	4/21/2015	270	157.50	
1016906	1525160	4/21/2015	270	79.19	
1017257	1525233	4/21/2015	270	73.30	
1017263	1525240	4/21/2015	270	57.75	
1016913	1525168	4/21/2015	270	52.32	
1017250	1525226	4/21/2015	270	48.57	
1017236	1525214	4/21/2015	270	45.24	
1017226	1525204	4/21/2015	270	40.00	
1016912	1525170	4/21/2015	270	0.01	
1016888	142700402	4/21/2015	270		2,807,000.00
1016855	DFA EFT REV 4/21/	4/21/2015	270		20,752.25
1017269	142700408	4/21/2015	270		154,715,331.17
1017277	142700412	4/21/2015	270		25,603,991.11
1017640	142700404 AIRS TA	4/22/2015	270	70,187,179.59	
1017601	143000403	4/22/2015	270	32,000,000.00	
1017645	142700408	4/22/2015	270	8,000,000.00	
1017614	1525297	4/22/2015	270	4,958,492.78	
1017698	1525361	4/22/2015	270	1,581,927.66	
1017690	1525356	4/22/2015	270	946,473.16	
1017643	142700405 AIRS TA	4/22/2015	270	372,098.53	
1017692	1525357	4/22/2015	270	319,203.00	
1017659	1525324	4/22/2015	270	286,392.94	
1017603	1525286	4/22/2015	270	85,178.60	
1017642	1525365	4/22/2015	270	72,000.00	
1017604	1525287	4/22/2015	270	70,592.18	
1017694	1525359	4/22/2015	270	55,323.37	
1017686	1525352	4/22/2015	270	43,353.29	
1017693	1525358	4/22/2015	270	40,714.67	
1017696	1525360	4/22/2015	270	25,538.99	
1017607	1525290	4/22/2015	270	23,854.53	

Run Date: 6/30/2015
 Run Time: 5:07:57PM

Demand Account Activity

Page: 300
 User: 0

Start Date: 7/1/2014 End Date: 6/30/2015

Jnl. Entry	Ref #	Trx. Date	Ledger	Debit Amount	Credit Amount
1017605	1525288	4/22/2015	270	22,482.57	
1017691	1525362	4/22/2015	270	15,000.00	
1017660	1525325	4/22/2015	270	14,460.31	
1017606	1525289	4/22/2015	270	11,401.00	
1017661	1525326	4/22/2015	270	9,675.20	
1017608	1525291	4/22/2015	270	7,651.30	
1017662	1525327	4/22/2015	270	6,934.40	
1017657	1525322	4/22/2015	270	5,124.35	
1017731	1525391	4/22/2015	270	5,000.00	
1017615	1525298	4/22/2015	270	4,221.21	
1017609	1525292	4/22/2015	270	3,922.00	
1017699	1525363	4/22/2015	270	3,503.03	
1017663	1525328	4/22/2015	270	3,237.50	
1017689	1525355	4/22/2015	270	2,934.20	
1017732	1525392	4/22/2015	270	2,529.15	
1017610	1525293	4/22/2015	270	2,529.00	
1017611	1525294	4/22/2015	270	2,460.89	
1017730	1525390	4/22/2015	270	2,343.00	
1017664	1525329	4/22/2015	270	2,279.00	
1017629	1525306	4/22/2015	270	2,040.00	
1017635	1525308	4/22/2015	270	1,766.50	
1017612	1525295	4/22/2015	270	1,525.62	
1017648	1525330	4/22/2015	270	1,105.26	
1017688	1525354	4/22/2015	270	899.80	
1017687	1525353	4/22/2015	270	697.50	
1017644	142700406 AIRS DE	4/22/2015	270	597.53	
1017639	1525310	4/22/2015	270	417.50	
1017634	1525307	4/22/2015	270	390.00	
1017700	1525364	4/22/2015	270	220.60	
1017613	1525296	4/22/2015	270	160.37	
1017637	1525309	4/22/2015	270	140.00	
1017729	1525389	4/22/2015	270	100.00	
1017646	1525311	4/22/2015	270	90.00	
1017665	1525331	4/22/2015	270	85.00	
1017666	1525332	4/22/2015	270	61.26	
1017667	1525333	4/22/2015	270	46.00	
1017728	1525388	4/22/2015	270	29.75	
1017668	1525334	4/22/2015	270	12.00	
1017669	1525335	4/22/2015	270	8.00	
1017658	1525323	4/22/2015	270	6.50	
1017598	1525387	4/22/2015	270	4.25	
1017621	142700401	4/22/2015	270		4,958,492.78
1017624	142700402	4/22/2015	270		93,550,083.33
1017650	DFA EFT REV 4/22/	4/22/2015	270		1,098.87
1017704	142700409	4/22/2015	270		29,057,023.23
1017733	142700415	4/22/2015	270		7,249,000.00
1018135	1525478	4/23/2015	270	53,889,729.34	
1018038	143000403	4/23/2015	270	32,000,000.00	
1018141	142700411	4/23/2015	270	19,269,624.20	
1018067	142700404 AIRS TA	4/23/2015	270	19,144,830.05	
1018041	142700402	4/23/2015	270	17,000,000.00	
1018049	1525416	4/23/2015	270	519,883.13	
1018138	1525479	4/23/2015	270	343,694.54	
1018147	1525480	4/23/2015	270	337,164.05	
1018155	1525481	4/23/2015	270	274,471.88	
1018047	1525415	4/23/2015	270	245,936.79	

Run Date: 6/30/2015
 Run Time: 5:07:57PM

Demand Account Activity

Start Date: 7/1/2014 End Date: 6/30/2015

Page: 301
 User: 0

Jnl. Entry	Ref #	Trx. Date	Ledger	Debit Amount	Credit Amount
1018036	1525414	4/23/2015	270	201,715.00	
1018068	142700405 AIRS TA	4/23/2015	270	108,146.90	
1018156	1525482	4/23/2015	270	93,204.68	
1018086	1525483	4/23/2015	270	81,594.81	
1018163	1525499	4/23/2015	270	73,767.03	
1018131	1525484	4/23/2015	270	55,023.78	
1018100	1525454	4/23/2015	270	52,463.22	
1018136	1525485	4/23/2015	270	39,726.89	
1018140	1525486	4/23/2015	270	26,777.06	
1018142	1525487	4/23/2015	270	16,723.00	
1018143	1525488	4/23/2015	270	16,094.00	
1018054	1525420	4/23/2015	270	13,380.49	
1018064	1525428	4/23/2015	270	12,085.75	
1018050	1525417	4/23/2015	270	11,893.87	
1018182	1525517	4/23/2015	270	6,575.82	
1018174	1525509	4/23/2015	270	5,508.23	
1018120	1525476	4/23/2015	270	5,184.58	
1018134	1525477	4/23/2015	270	4,969.83	
1018055	1525421	4/23/2015	270	4,482.12	
1018074	1525430	4/23/2015	270	3,855.00	
1018069	142700406 AIRS DE	4/23/2015	270	3,731.69	
1018144	1525489	4/23/2015	270	2,923.56	
1018169	1525500	4/23/2015	270	2,816.50	
1018057	1525422	4/23/2015	270	1,749.93	
1018052	1525418	4/23/2015	270	1,665.00	
1018102	1525456	4/23/2015	270	1,284.80	
1018170	1525501	4/23/2015	270	1,165.00	
1018179	1525514	4/23/2015	270	1,015.50	
1018076	1525432	4/23/2015	270	983.25	
1018073	1525429	4/23/2015	270	970.00	
1018058	1525423	4/23/2015	270	866.01	
1018059	1525424	4/23/2015	270	865.02	
1018101	1525455	4/23/2015	270	835.00	
1017756	1525402	4/23/2015	270	793.74	
1018075	1525431	4/23/2015	270	750.00	
1018173	1525504	4/23/2015	270	592.65	
1018172	1525503	4/23/2015	270	285.35	
1017757	1525403	4/23/2015	270	178.25	
1018077	1525433	4/23/2015	270	120.00	
1017755	1525401	4/23/2015	270	65.00	
1017754	1525400	4/23/2015	270	65.00	
1018171	1525502	4/23/2015	270	59.41	
1018078	1525434	4/23/2015	270	57.75	
1018053	1525419	4/23/2015	270	26.00	
1017762	8005841	4/23/2015	270		32,023.20
1018161	142700413	4/23/2015	270		8,000,000.00
1018040	142700401	4/23/2015	270		90,426.45
1018044	142700407	4/23/2015	270		8,000,000.00
1018090	142700409	4/23/2015	270		55,473,755.94
1018139	142700410	4/23/2015	270		30,000,000.00
1018502	142700408	4/24/2015	270	182,269,552.97	
1018413	143000403	4/24/2015	270	31,000,000.00	
1018481	142700407	4/24/2015	270	20,000,000.00	
1018470	142700403	4/24/2015	270	13,000,000.00	
1018478	142700404 AIRS TA	4/24/2015	270	7,010,307.28	
1018554	1525609	4/24/2015	270	4,855,900.79	

Run Date: 6/30/2015
 Run Time: 5:07:57PM

Demand Account Activity

Page: 302
 User: 0

Start Date: 7/1/2014 End Date: 6/30/2015

Jnl. Entry	Ref #	Trx. Date	Ledger	Debit Amount	Credit Amount
1018205	1525544	4/24/2015	270	3,918,922.53	
1018553	1525608	4/24/2015	270	1,643,081.16	
1018608	1525656	4/24/2015	270	1,011,254.23	
1018606	1525654	4/24/2015	270	714,000.00	
1018468	142700401	4/24/2015	270	530,000.00	
1018498	1525562	4/24/2015	270	484,171.20	
1018523	1525585	4/24/2015	270	479,979.39	
1018557	1525612	4/24/2015	270	322,692.88	
1018482	1525545	4/24/2015	270	291,586.00	
1018485	1525548	4/24/2015	270	101,841.00	
1018528	1525586	4/24/2015	270	98,171.64	
1018486	1525549	4/24/2015	270	91,107.66	
1018483	1525546	4/24/2015	270	89,335.00	
1018487	1525550	4/24/2015	270	61,980.77	
1018521	1525583	4/24/2015	270	47,460.65	
1018491	1525554	4/24/2015	270	37,041.86	
1018488	1525551	4/24/2015	270	36,979.75	
1018529	1525587	4/24/2015	270	29,661.66	
1018196	1525537	4/24/2015	270	28,673.98	
1018536	1525588	4/24/2015	270	28,139.82	
1018537	1525589	4/24/2015	270	26,585.60	
1018492	1525555	4/24/2015	270	26,026.42	
1018607	1525655	4/24/2015	270	25,825.78	
1018496	1525560	4/24/2015	270	20,777.81	
1018497	1525561	4/24/2015	270	20,181.99	
1018479	142700405 AIRS TA	4/24/2015	270	19,808.54	
1018538	1525590	4/24/2015	270	19,395.00	
1018493	1525556	4/24/2015	270	19,107.42	
1018489	1525552	4/24/2015	270	17,818.26	
1018539	1525591	4/24/2015	270	17,381.48	
1018540	1525592	4/24/2015	270	9,020.62	
1018541	1525593	4/24/2015	270	7,582.52	
1018480	142700406 AIRS DE	4/24/2015	270	6,588.82	
1018522	1525584	4/24/2015	270	5,899.52	
1018542	1525594	4/24/2015	270	5,756.50	
1018601	1525649	4/24/2015	270	5,313.64	
1018587	1525636	4/24/2015	270	5,279.25	
1018598	1525647	4/24/2015	270	5,264.39	
1018197	1525538	4/24/2015	270	5,142.00	
1018494	1525557	4/24/2015	270	4,875.14	
1018543	1525595	4/24/2015	270	3,608.49	
1018484	1525547	4/24/2015	270	3,225.17	
1018544	1525596	4/24/2015	270	3,064.00	
1018495	1525559	4/24/2015	270	2,642.74	
1018194	1525535	4/24/2015	270	2,520.00	
1018603	1525651	4/24/2015	270	2,265.40	
1018545	1525597	4/24/2015	270	2,033.48	
1018589	1525638	4/24/2015	270	1,995.00	
1018490	1525553	4/24/2015	270	1,500.00	
1018597	1525646	4/24/2015	270	1,487.31	
1018117	1525523	4/24/2015	270	1,200.00	
1018118	1525524	4/24/2015	270	960.00	
1018157	1525526	4/24/2015	270	940.00	
1018119	1525525	4/24/2015	270	725.00	
1018110	1525519	4/24/2015	270	620.00	
1018556	1525611	4/24/2015	270	611.80	

Demand Account Activity

Start Date: 7/1/2014 End Date: 6/30/2015

Jnl. Entry	Ref #	Trx. Date	Ledger	Debit Amount	Credit Amount
1018112	1525520	4/24/2015	270	560.00	
1018588	1525637	4/24/2015	270	430.00	
1018590	1525639	4/24/2015	270	390.00	
1018114	1525522	4/24/2015	270	360.00	
1018113	1525521	4/24/2015	270	350.00	
1018555	1525610	4/24/2015	270	325.00	
1018546	1525598	4/24/2015	270	210.00	
1018547	1525599	4/24/2015	270	203.58	
1018591	1525640	4/24/2015	270	199.75	
1018195	1525536	4/24/2015	270	160.00	
1018599	1525648	4/24/2015	270	130.00	
1018602	1525650	4/24/2015	270	130.00	
1018604	1525652	4/24/2015	270	51.60	
1018592	1525641	4/24/2015	270	40.00	
1018500	1525564	4/24/2015	270	30.00	
1018499	1525563	4/24/2015	270	8.50	
1018549	1525601	4/24/2015	270	8.00	
1018548	1525600	4/24/2015	270	8.00	
1018469	142700402	4/24/2015	270		4,854,000.00
1018526	8005842	4/24/2015	270		45,684.61
1018204	142700411	4/24/2015	270		248,090,695.11
1018867	14270042706AIRS E	4/27/2015	270	31,075,604.09	
1018865	142700405	4/27/2015	270	30,000,000.00	
1018863	142700404	4/27/2015	270	27,000,000.00	
1018862	142700403	4/27/2015	270	10,000,000.00	
1018895	142700409	4/27/2015	270	5,889,622.27	
1018921	1525700	4/27/2015	270	2,218,855.02	
1018873	1525670	4/27/2015	270	1,500,000.00	
1018861	142700402	4/27/2015	270	600,000.00	
1018902	1525684	4/27/2015	270	465,290.10	
1018939	1525718	4/27/2015	270	73,681.33	
1018899	1525682	4/27/2015	270	55,595.80	
1018901	1525683	4/27/2015	270	43,830.10	
1018922	1525701	4/27/2015	270	43,384.00	
1018976	1525740	4/27/2015	270	31,000.00	
1018903	1525685	4/27/2015	270	30,000.00	
1018868	14270042707AIRS C	4/27/2015	270	21,881.00	
1018920	1525699	4/27/2015	270	19,782.07	
1018938	1525717	4/27/2015	270	18,959.18	
1018944	1525724	4/27/2015	270	18,451.96	
1018934	1525714	4/27/2015	270	17,483.78	
1018876	1525673	4/27/2015	270	15,525.60	
1018907	1525688	4/27/2015	270	15,377.46	
1018941	1525720	4/27/2015	270	14,554.38	
1018925	1525704	4/27/2015	270	5,930.28	
1018979	1525742	4/27/2015	270	4,946.50	
1018924	1525703	4/27/2015	270	4,922.38	
1018866	1525669	4/27/2015	270	4,454.84	
1018923	1525702	4/27/2015	270	4,199.41	
1018904	1525686	4/27/2015	270	3,818.27	
1018936	1525715	4/27/2015	270	2,452.02	
1018980	1525743	4/27/2015	270	2,330.00	
1018905	1525687	4/27/2015	270	2,166.21	
1018869	14270042708IFTA C	4/27/2015	270	1,911.76	
1018978	1525741	4/27/2015	270	1,664.31	
1018937	1525716	4/27/2015	270	1,310.44	

Run Date: 6/30/2015
 Run Time: 5:07:57PM

Demand Account Activity

Page: 304
 User: 0

Start Date: 7/1/2014 End Date: 6/30/2015

Jnl. Entry	Ref #	Trx. Date	Ledger	Debit Amount	Credit Amount
1018879	1525675	4/27/2015	270	1,211.25	
1018918	1525698	4/27/2015	270	1,196.71	
1018913	1525723	4/27/2015	270	1,178.95	
1018943	1525722	4/27/2015	270	495.00	
1018882	1525677	4/27/2015	270	484.50	
1018877	1525674	4/27/2015	270	410.00	
1018880	1525676	4/27/2015	270	339.76	
1018875	1525672	4/27/2015	270	303.04	
1018874	1525671	4/27/2015	270	300.00	
1018942	1525721	4/27/2015	270	135.50	
1018940	1525719	4/27/2015	270	79.75	
1018894	Tobacco MSA Overq	4/27/2015	270		5,310,660.09
1018894	Tobacco MSA Overq	4/27/2015	270		578,962.18
1018898	8005843	4/27/2015	270		407,293.44
1018860	142700401	4/27/2015	270		2,600,000.00
1018900	142700410	4/27/2015	270		23,363,782.68
1018953	142700411	4/27/2015	270		125,931,227.54
1019313	142700407	4/28/2015	270	173,803,728.91	
1019248	14270042804EFT A	4/28/2015	270	36,660,317.91	
1019247	142700403	4/28/2015	270	33,000,000.00	
1019246	142700402	4/28/2015	270	9,256,177.00	
1019291	1525790	4/28/2015	270	1,792,855.78	
1019399	1525881	4/28/2015	270	1,262,382.42	
1019356	1525846	4/28/2015	270	586,259.12	
1019352	1525842	4/28/2015	270	505,310.80	
1019242	1525761	4/28/2015	270	237,416.34	
1019325	1525820	4/28/2015	270	233,669.92	
1019243	1525762	4/28/2015	270	161,493.44	
1019357	1525847	4/28/2015	270	142,077.98	
1019294	1525792	4/28/2015	270	100,217.00	
1019358	1525848	4/28/2015	270	93,152.33	
1019295	1525793	4/28/2015	270	90,177.51	
1019351	1525841	4/28/2015	270	77,553.00	
1019259	1525768	4/28/2015	270	51,468.00	
1019249	14270042805CC All	4/28/2015	270	43,336.04	
1019362	1525852	4/28/2015	270	36,898.01	
1019364	1525854	4/28/2015	270	31,565.52	
1019258	1525767	4/28/2015	270	29,443.82	
1019285	8005844	4/28/2015	270	25,790.21	
1019359	1525849	4/28/2015	270	24,770.76	
1019289	1525789	4/28/2015	270	20,444.44	
1019360	1525850	4/28/2015	270	16,812.51	
1019392	1525874	4/28/2015	270	16,560.85	
1019390	1525873	4/28/2015	270	16,506.00	
1019257	1525766	4/28/2015	270	15,869.75	
1019363	1525853	4/28/2015	270	10,644.64	
1019266	1525775	4/28/2015	270	9,974.22	
1019327	1525822	4/28/2015	270	8,701.54	
1019361	1525851	4/28/2015	270	8,283.83	
1019326	1525821	4/28/2015	270	8,173.90	
1019400	1525889	4/28/2015	270	7,238.42	
1019293	1525791	4/28/2015	270	7,080.26	
1019330	1525825	4/28/2015	270	6,578.00	
1019250	14270042806IFTA C	4/28/2015	270	6,078.20	
1019386	1525870	4/28/2015	270	5,651.44	
1019328	1525823	4/28/2015	270	3,992.05	

Run Date: 6/30/2015
 Run Time: 5:07:57PM

Demand Account Activity

Start Date: 7/1/2014 End Date: 6/30/2015

Page: 305
 User: 0

Jnl. Entry	Ref #	Trx. Date	Ledger	Debit Amount	Credit Amount
1019353	1525843	4/28/2015	270	3,737.40	
1019296	1525794	4/28/2015	270	3,696.11	
1019333	1525828	4/28/2015	270	3,612.75	
1019264	1525773	4/28/2015	270	3,433.35	
1019260	1525769	4/28/2015	270	3,056.26	
1019365	1525855	4/28/2015	270	2,956.78	
1019329	1525824	4/28/2015	270	2,904.56	
1019320	1525815	4/28/2015	270	2,654.50	
1019354	1525844	4/28/2015	270	2,350.17	
1019332	1525827	4/28/2015	270	2,195.00	
1019322	1525817	4/28/2015	270	2,130.00	
1019355	1525845	4/28/2015	270	1,854.51	
1019405	1525885	4/28/2015	270	1,640.00	
1019397	1525880	4/28/2015	270	1,538.50	
1019265	1525774	4/28/2015	270	1,529.70	
1019402	1525882	4/28/2015	270	1,220.00	
1019394	1525879	4/28/2015	270	1,165.00	
1019403	1525884	4/28/2015	270	1,141.60	
1019396	1525887	4/28/2015	270	760.00	
1019401	1525890	4/28/2015	270	525.00	
1019395	1525886	4/28/2015	270	500.00	
1019261	1525770	4/28/2015	270	494.59	
1019324	1525819	4/28/2015	270	494.25	
1019398	1525888	4/28/2015	270	450.00	
1019331	1525826	4/28/2015	270	430.00	
1019321	1525816	4/28/2015	270	420.00	
1019338	1525831	4/28/2015	270	344.25	
1019393	1525878	4/28/2015	270	339.50	
1019388	1525872	4/28/2015	270	295.00	
1019336	1525829	4/28/2015	270	290.00	
1019404	1525883	4/28/2015	270	250.00	
1019319	1525814	4/28/2015	270	220.00	
1019256	1525765	4/28/2015	270	200.00	
1019262	1525771	4/28/2015	270	199.49	
1019245	1525764	4/28/2015	270	150.00	
1019366	1525856	4/28/2015	270	143.26	
1019323	1525818	4/28/2015	270	100.00	
1019391	1525877	4/28/2015	270	80.00	
1019389	1525876	4/28/2015	270	77.68	
1019241	1525760	4/28/2015	270	65.00	
1019337	1525830	4/28/2015	270	60.00	
1019244	1525763	4/28/2015	270	57.75	
1019342	1525875	4/28/2015	270	55.25	
1019387	1525871	4/28/2015	270	10.00	
1019290	Back Out Journal Er	4/28/2015	270		25,790.21
1019292	Correct Journal Entr	4/28/2015	270		25,790.21
1018991	142700401	4/28/2015	270		5,817,000.00
1019317	142700410	4/28/2015	270		209,311,882.27
1019415	142700401	4/29/2015	270	44,000,000.00	
1019792	14270042905EFT A	4/29/2015	270	17,845,526.89	
1019778	1525913	4/29/2015	270	8,706,404.69	
1019799	1525921	4/29/2015	270	1,171,514.41	
1019835	1525946	4/29/2015	270	1,066,505.39	
1019787	142700403	4/29/2015	270	1,000,000.00	
1019832	1525943	4/29/2015	270	819,376.96	
1019769	1525907	4/29/2015	270	626,735.77	

Run Date: 6/30/2015
 Run Time: 5:07:57PM

Demand Account Activity

Start Date: 7/1/2014 End Date: 6/30/2015

Page: 306
 User: 0

Jnl. Entry	Ref #	Trx. Date	Ledger	Debit Amount	Credit Amount
1019783	1525918	4/29/2015	270	500,000.00	
1019819	1525932	4/29/2015	270	454,114.00	
1019822	1525935	4/29/2015	270	429,605.47	
1019768	1525906	4/29/2015	270	380,318.54	
1019833	1525944	4/29/2015	270	265,077.00	
1019836	1525947	4/29/2015	270	222,614.29	
1019900	1526000	4/29/2015	270	196,000.00	
1019782	1525917	4/29/2015	270	172,961.52	
1019770	1525908	4/29/2015	270	149,518.00	
1019818	1525931	4/29/2015	270	79,114.38	
1019773	1525911	4/29/2015	270	45,553.34	
1019767	1525905	4/29/2015	270	38,523.14	
1019766	1525904	4/29/2015	270	27,373.30	
1019817	1525930	4/29/2015	270	25,040.93	
1019759	1525897	4/29/2015	270	24,891.00	
1019880	1525985	4/29/2015	270	24,650.84	
1019793	14270042906CC All	4/29/2015	270	24,172.32	
1019896	1525998	4/29/2015	270	22,005.98	
1019820	1525933	4/29/2015	270	21,167.33	
1019777	1525912	4/29/2015	270	20,673.90	
1019839	1525948	4/29/2015	270	18,095.65	
1019765	1525903	4/29/2015	270	16,843.96	
1019895	1525999	4/29/2015	270	15,997.63	
1019764	1525902	4/29/2015	270	15,923.51	
1019901	1526002	4/29/2015	270	15,045.88	
1019763	1525901	4/29/2015	270	12,665.30	
1019780	1525915	4/29/2015	270	11,889.41	
1019878	1525983	4/29/2015	270	9,089.79	
1019854	1525953	4/29/2015	270	8,082.83	
1019762	1525900	4/29/2015	270	7,488.96	
1019845	1525949	4/29/2015	270	6,465.09	
1019847	1525950	4/29/2015	270	5,033.92	
1019761	1525899	4/29/2015	270	4,848.52	
1019796	14270042907IFTA C	4/29/2015	270	3,453.18	
1019855	1525954	4/29/2015	270	3,114.00	
1019781	1525916	4/29/2015	270	2,970.00	
1019863	1525956	4/29/2015	270	1,985.00	
1019785	1525920	4/29/2015	270	1,454.79	
1019849	1525951	4/29/2015	270	1,145.05	
1019823	1525936	4/29/2015	270	947.50	
1019821	1525934	4/29/2015	270	714.50	
1019825	1525938	4/29/2015	270	627.20	
1019852	1525952	4/29/2015	270	480.00	
1019779	1525914	4/29/2015	270	470.47	
1019865	1525957	4/29/2015	270	370.00	
1019867	1525958	4/29/2015	270	304.50	
1019824	1525937	4/29/2015	270	275.00	
1019859	1525955	4/29/2015	270	240.00	
1019834	1525945	4/29/2015	270	225.29	
1019876	1525981	4/29/2015	270	148.34	
1019879	1525984	4/29/2015	270	76.32	
1019760	1525898	4/29/2015	270	68.00	
1019877	1525982	4/29/2015	270	41.42	
1019868	1525959	4/29/2015	270	30.00	
1019776	8005845	4/29/2015	270		2,851.00
1019786	142700402	4/29/2015	270		1,073,000.00

Run Date: 6/30/2015
 Run Time: 5:07:57PM

Demand Account Activity

Page: 307
 User: 0

Start Date: 7/1/2014 End Date: 6/30/2015

Jnl. Entry	Ref #	Trx. Date	Ledger	Debit Amount	Credit Amount
1019788	142700404	4/29/2015	270		8,706,404.69
1019789	142700408	4/29/2015	270		85,103,276.39
1019889	142700411	4/29/2015	270		32,994,392.86
1021253	1526134	4/30/2015	270	51,872,861.71	
1021104	142700402	4/30/2015	270	18,000,000.00	
1021140	142700411	4/30/2015	270	17,981,100.00	
1021223	142700413	4/30/2015	270	12,693,895.46	
1021113	142703008eft airs	4/30/2015	270	4,736,469.48	
1021151	1526050	4/30/2015	270	2,000,000.00	
1021271	1526136	4/30/2015	270	880,826.31	
1021251	1526133	4/30/2015	270	484,226.89	
1021152	1526051	4/30/2015	270	395,515.24	
1021101	1526031	4/30/2015	270	299,781.06	
1021105	1526033	4/30/2015	270	233,100.00	
1021156	1526054	4/30/2015	270	182,895.34	
1021252	1526132	4/30/2015	270	182,773.48	
1021250	1526131	4/30/2015	270	170,823.51	
1021249	1526130	4/30/2015	270	166,656.17	
1021247	1526129	4/30/2015	270	163,169.47	
1021148	1526047	4/30/2015	270	158,054.74	
1021236	1526128	4/30/2015	270	151,337.19	
1021240	1526125	4/30/2015	270	119,952.38	
1021115	14270043010ifta cc	4/30/2015	270	94,662.86	
1021157	1526055	4/30/2015	270	85,598.50	
1021245	1526127	4/30/2015	270	65,527.21	
1021166	1526063	4/30/2015	270	63,619.91	
1021158	1526056	4/30/2015	270	58,384.03	
1021216	1526112	4/30/2015	270	55,905.99	
1021243	1526126	4/30/2015	270	53,278.34	
1021238	1526124	4/30/2015	270	48,425.46	
1021228	1526123	4/30/2015	270	35,268.40	
1021199	1526115	4/30/2015	270	35,000.00	
1021226	1526093	4/30/2015	270	28,715.92	
1021213	1526092	4/30/2015	270	26,206.48	
1021114	14270043009cc airs	4/30/2015	270	22,697.00	
1021149	1526048	4/30/2015	270	21,439.35	
1021207	1526108	4/30/2015	270	17,852.00	
1021167	1526064	4/30/2015	270	11,027.50	
1021083	1526137	4/30/2015	270	9,963.46	
1021163	1526060	4/30/2015	270	7,472.05	
1021254	1526138	4/30/2015	270	7,342.80	
1021160	1526057	4/30/2015	270	7,100.00	
1021257	1526139	4/30/2015	270	6,776.00	
1021128	1526040	4/30/2015	270	6,749.11	
1021258	1526140	4/30/2015	270	6,234.17	
1021193	1526102	4/30/2015	270	4,622.00	
1021127	1526039	4/30/2015	270	4,437.00	
1021262	1526141	4/30/2015	270	4,294.69	
1021270	1526135	4/30/2015	270	4,189.41	
1021264	1526142	4/30/2015	270	4,057.00	
1021265	1526143	4/30/2015	270	4,028.00	
1021263	1526153	4/30/2015	270	3,812.50	
1021150	1526049	4/30/2015	270	3,734.50	
1021169	1526066	4/30/2015	270	3,690.00	
1021266	1526144	4/30/2015	270	3,638.00	
1021267	1526145	4/30/2015	270	3,354.00	

Run Date: 6/30/2015
 Run Time: 5:07:57PM

Demand Account Activity

Start Date: 7/1/2014 End Date: 6/30/2015

Page: 308
 User: 0

Jnl. Entry	Ref #	Trx. Date	Ledger	Debit Amount	Credit Amount
1021202	1526117	4/30/2015	270	2,438.00	
1021268	1526146	4/30/2015	270	2,277.00	
1021161	1526058	4/30/2015	270	2,096.82	
1021269	1526147	4/30/2015	270	1,908.05	
1021130	1526041	4/30/2015	270	1,572.12	
1021162	1526059	4/30/2015	270	1,206.35	
1021246	1526148	4/30/2015	270	1,060.64	
1021168	1526065	4/30/2015	270	900.00	
1019929	1526007	4/30/2015	270	875.00	
1021212	1526110	4/30/2015	270	847.30	
1021126	1526038	4/30/2015	270	830.00	
1021153	1526052	4/30/2015	270	827.00	
1021171	1526068	4/30/2015	270	769.50	
1021164	1526061	4/30/2015	270	765.46	
1021170	1526067	4/30/2015	270	720.00	
1021165	1526062	4/30/2015	270	631.82	
1021090	1526025	4/30/2015	270	500.00	
1021215	1526111	4/30/2015	270	477.50	
1019927	1526005	4/30/2015	270	450.00	
1021255	1526149	4/30/2015	270	415.59	
1021088	1526023	4/30/2015	270	400.00	
1021211	1526109	4/30/2015	270	254.78	
1019928	1526006	4/30/2015	270	220.00	
1021256	1526150	4/30/2015	270	200.00	
1021154	1526053	4/30/2015	270	180.00	
1021089	1526024	4/30/2015	270	180.00	
1019930	1526008	4/30/2015	270	160.00	
1021172	1526069	4/30/2015	270	120.00	
1021197	1526114	4/30/2015	270	116.40	
1021259	1526151	4/30/2015	270	115.00	
1021195	1526113	4/30/2015	270	79.48	
1021261	1526152	4/30/2015	270	46.00	
1021086	1526022	4/30/2015	270	22.00	
1021201	1526116	4/30/2015	270	12.75	
1021120	8005847	4/30/2015	270		633.31
1021087	142700401	4/30/2015	270		1,790,000.00
1021221	142700412	4/30/2015	270		17,981,100.00
1021230	142700416	4/30/2015	270		15,000,000.00
1021231	142700417	4/30/2015	270		18,000,000.00
1021233	142700418	4/30/2015	270		13,457,492.82
1021690	142700404	5/1/2015	270	75,351,650.00	
1021689	142700403	5/1/2015	270	19,000,000.00	
1021699	1526234	5/1/2015	270	2,757,000.00	
1021648	1526197	5/1/2015	270	1,591,226.09	
1021687	142700402	5/1/2015	270	750,000.00	
1021651	1526200	5/1/2015	270	509,925.20	
1021669	1526222	5/1/2015	270	204,770.96	
1021674	1526218	5/1/2015	270	191,589.00	
1021647	1526196	5/1/2015	270	151,934.48	
1021652	1526201	5/1/2015	270	129,996.85	
1021653	1526202	5/1/2015	270	112,820.46	
1021696	1526233	5/1/2015	270	104,714.49	
1021634	1526185	5/1/2015	270	89,917.60	
1021633	1526181	5/1/2015	270	77,225.00	
1021639	1526184	5/1/2015	270	74,472.00	
1021631	1526179	5/1/2015	270	64,677.50	

Run Date: 6/30/2015
 Run Time: 5:07:57PM

Demand Account Activity

Start Date: 7/1/2014 End Date: 6/30/2015

Page: 309
 User: 0

Jnl. Entry	Ref #	Trx. Date	Ledger	Debit Amount	Credit Amount
1021673	1526217	5/1/2015	270	60,645.06	
1021654	1526203	5/1/2015	270	59,447.20	
1021677	1526223	5/1/2015	270	45,395.17	
1021695	1526232	5/1/2015	270	41,222.28	
1021646	1526195	5/1/2015	270	35,057.49	
1021375	1526207	5/1/2015	270	25,245.26	
1021636	1526188	5/1/2015	270	24,961.39	
1021637	1526189	5/1/2015	270	24,959.57	
1021649	1526198	5/1/2015	270	16,921.28	
1021700	1526235	5/1/2015	270	16,885.29	
1021671	1526216	5/1/2015	270	12,826.00	
1021629	1526177	5/1/2015	270	10,475.00	
1021650	1526199	5/1/2015	270	9,364.37	
1021705	1526238	5/1/2015	270	6,768.50	
1021688	1526231	5/1/2015	270	4,990.73	
1021620	1526168	5/1/2015	270	4,656.01	
1021621	1526169	5/1/2015	270	4,274.95	
1021664	1526219	5/1/2015	270	3,542.65	
1021623	1526171	5/1/2015	270	3,482.88	
1021622	1526170	5/1/2015	270	1,609.00	
1021670	1526215	5/1/2015	270	1,448.59	
1021627	1526175	5/1/2015	270	1,132.29	
1021667	1526221	5/1/2015	270	949.90	
1021666	1526220	5/1/2015	270	640.00	
1021668	1526214	5/1/2015	270	415.31	
1021632	1526180	5/1/2015	270	230.00	
1021635	1526187	5/1/2015	270	198.48	
1021624	1526172	5/1/2015	270	150.00	
1021626	1526174	5/1/2015	270	70.00	
1021625	1526173	5/1/2015	270	65.00	
1021630	1526178	5/1/2015	270	65.00	
1021628	1526176	5/1/2015	270	50.00	
1021702	1526236	5/1/2015	270	34.88	
1021704	1526237	5/1/2015	270	12.75	
1021374	142700401	5/1/2015	270		4,826,454.79
1021694	142700407	5/1/2015	270		146,470,273.21
1021959	142700502	5/4/2015	270	12,000,000.00	
1021960	142700503	5/4/2015	270	12,000,000.00	
1021961	14270050404EFT A	5/4/2015	270	8,798,660.13	
1022008	1526294	5/4/2015	270	1,903,015.96	
1022020	1526301	5/4/2015	270	519,201.00	
1022007	1526293	5/4/2015	270	445,917.98	
1022032	1526311	5/4/2015	270	397,690.19	
1021947	1526246	5/4/2015	270	236,338.22	
1022021	1526302	5/4/2015	270	206,947.04	
1022022	1526303	5/4/2015	270	159,192.98	
1021948	1526247	5/4/2015	270	74,800.36	
1021962	14270040505CC All	5/4/2015	270	52,136.01	
1021963	14270050406	5/4/2015	270	42,497.48	
1022010	1526296	5/4/2015	270	40,755.16	
1022023	1526304	5/4/2015	270	37,973.93	
1021952	1526251	5/4/2015	270	33,978.20	
1022013	1526299	5/4/2015	270	21,450.00	
1022025	1526305	5/4/2015	270	14,458.84	
1022005	1526291	5/4/2015	270	14,292.71	
1021949	1526248	5/4/2015	270	13,114.00	

Run Date: 6/30/2015
 Run Time: 5:07:57PM

Demand Account Activity

Start Date: 7/1/2014 End Date: 6/30/2015

Page: 310
 User: 0

Jnl. Entry	Ref #	Trx. Date	Ledger	Debit Amount	Credit Amount
1022033	1526312	5/4/2015	270	11,234.99	
1022009	1526295	5/4/2015	270	10,356.92	
1022006	1526292	5/4/2015	270	10,172.79	
1022014	1526300	5/4/2015	270	6,836.38	
1022026	1526306	5/4/2015	270	6,570.01	
1021955	1526254	5/4/2015	270	5,490.41	
1021987	1526273	5/4/2015	270	5,438.75	
1021993	1526279	5/4/2015	270	5,040.00	
1021950	1526249	5/4/2015	270	4,671.69	
1022027	1526307	5/4/2015	270	4,458.00	
1022028	1526308	5/4/2015	270	4,167.00	
1021951	1526250	5/4/2015	270	3,139.62	
1022051	1526327	5/4/2015	270	2,793.98	
1022050	1526326	5/4/2015	270	2,556.50	
1021957	1526256	5/4/2015	270	2,500.00	
1021989	1526275	5/4/2015	270	1,990.00	
1021995	1526281	5/4/2015	270	1,940.00	
1022011	1526297	5/4/2015	270	1,356.55	
1021986	1526272	5/4/2015	270	1,020.00	
1022012	1526298	5/4/2015	270	897.50	
1021983	1526269	5/4/2015	270	848.83	
1021991	1526277	5/4/2015	270	479.00	
1021988	1526274	5/4/2015	270	450.00	
1021994	1526280	5/4/2015	270	400.00	
1021997	1526283	5/4/2015	270	394.50	
1021990	1526276	5/4/2015	270	380.00	
1021996	1526282	5/4/2015	270	370.00	
1021984	1526270	5/4/2015	270	357.35	
1021985	1526271	5/4/2015	270	317.00	
1021953	1526252	5/4/2015	270	150.00	
1022029	1526309	5/4/2015	270	150.00	
1021992	1526278	5/4/2015	270	90.00	
1022042	1526321	5/4/2015	270	89.25	
1022031	1526310	5/4/2015	270	85.00	
1021956	1526255	5/4/2015	270	84.40	
1021998	1526284	5/4/2015	270	60.00	
1021954	1526253	5/4/2015	270	20.00	
1022041	1526320	5/4/2015	270	17.12	
1021946	142700501	5/4/2015	270		664,000.00
1021975	142700508	5/4/2015	270		20,419,092.68
1022018	142700507	5/4/2015	270		17.12
1022060	142700510	5/4/2015	270		43,653,639.29
1022047	Correct Journal Entr	5/4/2015	270		51,897.01
1022063	Correct Journal Entr	5/4/2015	270		3,878.78
1022326	143000408 AIRS TA	5/5/2015	270	7,542,851.39	
1022314	143000404	5/5/2015	270	6,000,000.00	
1022306	1526337	5/5/2015	270	2,512,500.00	
1022398	1526406	5/5/2015	270	2,509,507.28	
1022333	1526349	5/5/2015	270	2,202,742.99	
1022417	142700415	5/5/2015	270	2,000,000.00	
1022416	1526420	5/5/2015	270	1,073,434.83	
1022446	142700420	5/5/2015	270	500,000.00	
1022351	1526361	5/5/2015	270	404,566.90	
1022337	1526351	5/5/2015	270	217,230.00	
1022324	1526342	5/5/2015	270	214,341.47	
1022357	1526367	5/5/2015	270	129,990.50	

Run Date: 6/30/2015
 Run Time: 5:07:57PM

Demand Account Activity

Start Date: 7/1/2014 End Date: 6/30/2015

Page: 311
 User: 0

Jnl. Entry	Ref #	Trx. Date	Ledger	Debit Amount	Credit Amount
1022437	1526437	5/5/2015	270	119,976.78	
1022382	1526391	5/5/2015	270	71,534.26	
1022335	1526350	5/5/2015	270	62,530.00	
1022379	1526388	5/5/2015	270	62,510.84	
1022438	1526438	5/5/2015	270	54,261.12	
1022399	1526407	5/5/2015	270	50,002.18	
1022322	1526341	5/5/2015	270	39,995.37	
1022395	1526403	5/5/2015	270	33,423.94	
1022397	1526405	5/5/2015	270	27,843.86	
1022366	1526376	5/5/2015	270	24,221.30	
1022356	1526366	5/5/2015	270	19,932.04	
1022330	1526347	5/5/2015	270	17,653.13	
1022334	142700406 AIRS DE	5/5/2015	270	16,439.76	
1022332	142700405 AIRS TA	5/5/2015	270	13,916.12	
1022354	1526364	5/5/2015	270	13,817.14	
1022380	1526389	5/5/2015	270	11,393.11	
1022328	1526345	5/5/2015	270	9,210.41	
1022329	1526346	5/5/2015	270	7,692.35	
1022401	1526409	5/5/2015	270	6,821.00	
1022331	1526348	5/5/2015	270	4,478.17	
1022414	1526419	5/5/2015	270	3,415.00	
1022358	1526368	5/5/2015	270	2,879.09	
1022359	1526369	5/5/2015	270	2,672.80	
1022393	1526401	5/5/2015	270	2,654.50	
1022436	1526436	5/5/2015	270	2,330.00	
1022355	1526365	5/5/2015	270	2,050.00	
1022378	1526387	5/5/2015	270	1,815.00	
1022381	1526390	5/5/2015	270	1,465.89	
1022408	1526435	5/5/2015	270	1,396.50	
1022327	1526344	5/5/2015	270	1,385.00	
1022402	1526410	5/5/2015	270	1,278.75	
1022392	1526400	5/5/2015	270	1,145.00	
1022353	1526363	5/5/2015	270	1,110.00	
1022376	1526386	5/5/2015	270	960.00	
1022362	1526374	5/5/2015	270	855.00	
1022365	1526375	5/5/2015	270	680.55	
1022389	1526397	5/5/2015	270	490.00	
1022396	1526404	5/5/2015	270	470.70	
1022325	1526343	5/5/2015	270	385.58	
1022373	1526383	5/5/2015	270	347.81	
1022391	1526399	5/5/2015	270	220.00	
1022394	1526402	5/5/2015	270	220.00	
1022310	1526340	5/5/2015	270	200.00	
1022400	1526408	5/5/2015	270	165.19	
1022374	1526384	5/5/2015	270	135.00	
1022352	1526362	5/5/2015	270	90.00	
1022367	1526377	5/5/2015	270	57.75	
1022390	1526398	5/5/2015	270	50.00	
1022413	1526418	5/5/2015	270	37.06	
1022375	1526385	5/5/2015	270	20.00	
1022368	1526378	5/5/2015	270	12.00	
1022369	1526379	5/5/2015	270	8.00	
1022370	1526380	5/5/2015	270	8.00	
1022371	1526381	5/5/2015	270	4.00	
1022372	1526382	5/5/2015	270	4.00	
1022336	142700401	5/5/2015	270		7,000,000.00

Run Date: 6/30/2015
 Run Time: 5:07:57PM

Demand Account Activity

Start Date: 7/1/2014 End Date: 6/30/2015

Page: 312
 User: 0

Jnl. Entry	Ref #	Trx. Date	Ledger	Debit Amount	Credit Amount
1022070	DFA EFT REV 5/5/1	5/5/2015	270		2,954.86
1022429	142700416	5/5/2015	270		34,093,849.94
1022411	142700414	5/5/2015	270		466,427.53
1022801	1526513	5/6/2015	270	41,032,982.44	
1022821	142700407	5/6/2015	270	19,878,205.42	
1022475	142700404 AIRS TA	5/6/2015	270	11,034,197.64	
1022464	143000403	5/6/2015	270	11,000,000.00	
1022867	1526568	5/6/2015	270	1,537,000.00	
1022812	1526521	5/6/2015	270	1,343,442.23	
1022784	1526500	5/6/2015	270	1,033,625.05	
1022807	1526518	5/6/2015	270	746,567.15	
1022746	1526459	5/6/2015	270	593,882.02	
1022743	1526458	5/6/2015	270	300,000.00	
1022771	1526487	5/6/2015	270	209,639.00	
1022749	1526470	5/6/2015	270	151,767.13	
1022772	1526488	5/6/2015	270	147,870.00	
1022811	1526520	5/6/2015	270	97,901.84	
1022751	1526471	5/6/2015	270	77,461.09	
1022809	1526519	5/6/2015	270	77,182.68	
1022816	1526524	5/6/2015	270	47,522.12	
1022750	1526464	5/6/2015	270	45,856.15	
1022755	1526466	5/6/2015	270	39,529.88	
1022802	1526514	5/6/2015	270	35,655.73	
1022817	1526525	5/6/2015	270	31,663.20	
1022822	1526526	5/6/2015	270	30,033.70	
1022477	1526457	5/6/2015	270	24,703.80	
1022890	1526584	5/6/2015	270	20,000.00	
1022476	142700405 AIRS TA	5/6/2015	270	17,271.03	
1022763	1526480	5/6/2015	270	11,402.76	
1022741	1526467	5/6/2015	270	9,690.92	
1022756	1526472	5/6/2015	270	7,525.69	
1022779	1526493	5/6/2015	270	6,657.75	
1022453	1526449	5/6/2015	270	6,346.16	
1022744	1526468	5/6/2015	270	6,068.75	
1022866	1526567	5/6/2015	270	5,978.95	
1022754	1526461	5/6/2015	270	4,852.04	
1022814	1526522	5/6/2015	270	4,810.57	
1022769	1526485	5/6/2015	270	4,580.50	
1022664	142700406 AIRS DE	5/6/2015	270	2,840.27	
1022745	1526462	5/6/2015	270	2,589.40	
1022865	1526566	5/6/2015	270	2,414.50	
1022823	1526527	5/6/2015	270	2,207.15	
1022748	1526463	5/6/2015	270	2,063.00	
1022747	1526469	5/6/2015	270	1,857.65	
1022753	1526460	5/6/2015	270	1,544.00	
1022824	1526528	5/6/2015	270	1,507.35	
1022825	1526529	5/6/2015	270	1,387.99	
1022752	1526465	5/6/2015	270	1,255.00	
1022864	1526565	5/6/2015	270	1,165.00	
1022764	1526481	5/6/2015	270	1,133.75	
1022805	1526516	5/6/2015	270	1,130.60	
1022766	1526483	5/6/2015	270	960.00	
1022780	1526494	5/6/2015	270	950.00	
1022806	1526517	5/6/2015	270	804.84	
1022832	1526556	5/6/2015	270	760.00	
1022831	1526555	5/6/2015	270	680.00	

Run Date: 6/30/2015
 Run Time: 5:07:57PM

Demand Account Activity

Page: 313
 User: 0

Start Date: 7/1/2014 End Date: 6/30/2015

Jnl. Entry	Ref #	Trx. Date	Ledger	Debit Amount	Credit Amount
1022830	1526554	5/6/2015	270	550.00	
1022850	1526550	5/6/2015	270	500.00	
1022836	1526558	5/6/2015	270	400.00	
1022803	1526515	5/6/2015	270	387.50	
1022770	1526486	5/6/2015	270	380.00	
1022815	1526523	5/6/2015	270	319.08	
1022774	1526492	5/6/2015	270	315.25	
1022759	1526479	5/6/2015	270	265.33	
1022768	1526484	5/6/2015	270	180.00	
1022838	1526559	5/6/2015	270	180.00	
1022834	1526557	5/6/2015	270	160.00	
1022765	1526482	5/6/2015	270	100.00	
1022826	1526530	5/6/2015	270	48.50	
1022868	1526571	5/6/2015	270	12.75	
1022872	1526572	5/6/2015	270	8.50	
1022465	143000401	5/6/2015	270		6,000,000.00
1022466	143000402	5/6/2015	270		593,882.02
1022460	DFA EFT REV 5/6/1	5/6/2015	270		16,413.18
1022742	142700403	5/6/2015	270		28,234,189.33
1022893	142700511	5/6/2015	270		5,000,000.00
1022887	142700510	5/6/2015	270		5,000,000.00
1022899	142700518	5/6/2015	270		1,000,000.00
1022894	142700517	5/6/2015	270		1,000,000.00
1023269	1526662	5/7/2015	270	62,350,786.62	
1023303	142700504	5/7/2015	270	27,000,000.00	
1023304	142700505	5/7/2015	270	27,000,000.00	
1022913	143000503	5/7/2015	270	14,000,000.00	
1023198	142700504 AIRS TA	5/7/2015	270	5,230,925.85	
1023251	1526643	5/7/2015	270	511,313.35	
1023255	1526693	5/7/2015	270	280,000.00	
1023221	1526617	5/7/2015	270	226,307.60	
1023297	1526689	5/7/2015	270	174,798.59	
1023206	1526608	5/7/2015	270	152,811.61	
1023197	1526600	5/7/2015	270	119,003.00	
1023264	1526657	5/7/2015	270	115,096.00	
1023230	1526625	5/7/2015	270	94,038.04	
1023257	1526650	5/7/2015	270	80,811.00	
1023220	1526616	5/7/2015	270	67,430.00	
1023266	1526659	5/7/2015	270	62,926.11	
1023200	1526602	5/7/2015	270	60,797.63	
1023244	1526636	5/7/2015	270	59,990.95	
1023204	1526606	5/7/2015	270	41,609.86	
1022904	1526590	5/7/2015	270	41,452.28	
1023245	1526637	5/7/2015	270	40,402.81	
1022905	1526591	5/7/2015	270	39,814.49	
1023238	1526630	5/7/2015	270	28,527.90	
1023270	1526663	5/7/2015	270	24,891.67	
1023246	1526638	5/7/2015	270	23,936.80	
1023267	1526660	5/7/2015	270	22,626.38	
1023210	142700505 AIRS TA	5/7/2015	270	20,845.46	
1023231	1526626	5/7/2015	270	20,811.53	
1023268	1526661	5/7/2015	270	14,961.00	
1023308	1526694	5/7/2015	270	12,108.42	
1023254	1526648	5/7/2015	270	10,384.61	
1023229	1526624	5/7/2015	270	10,352.00	
1023215	1526614	5/7/2015	270	9,411.00	

Run Date: 6/30/2015
 Run Time: 5:07:57PM

Demand Account Activity

Page: 314
 User: 0

Start Date: 7/1/2014 End Date: 6/30/2015

Jnl. Entry	Ref #	Trx. Date	Ledger	Debit Amount	Credit Amount
1023288	1526692	5/7/2015	270	8,707.00	
1023207	1526609	5/7/2015	270	8,610.00	
1023247	1526639	5/7/2015	270	7,653.15	
1023250	1526642	5/7/2015	270	7,454.11	
1023211	142700506 AIRS DE	5/7/2015	270	6,746.63	
1023310	1526696	5/7/2015	270	6,554.90	
1023319	1526705	5/7/2015	270	5,436.86	
1023248	1526640	5/7/2015	270	4,711.00	
1023205	1526607	5/7/2015	270	4,287.63	
1023213	1526612	5/7/2015	270	2,640.00	
1023256	1526649	5/7/2015	270	1,906.32	
1023243	1526635	5/7/2015	270	1,754.00	
1023222	1526618	5/7/2015	270	1,460.00	
1023241	1526633	5/7/2015	270	951.50	
1023203	1526605	5/7/2015	270	820.00	
1023345	1526727	5/7/2015	270	780.00	
1023216	1526615	5/7/2015	270	760.00	
1023237	1526629	5/7/2015	270	744.60	
1023242	1526634	5/7/2015	270	655.00	
1023209	1526610	5/7/2015	270	609.00	
1023214	1526613	5/7/2015	270	510.00	
1023236	1526628	5/7/2015	270	447.50	
1023201	1526603	5/7/2015	270	410.00	
1023202	1526604	5/7/2015	270	410.00	
1023265	1526658	5/7/2015	270	280.93	
1022908	1526593	5/7/2015	270	260.00	
1023249	1526641	5/7/2015	270	252.77	
1023320	1526706	5/7/2015	270	145.50	
1023212	1526611	5/7/2015	270	100.00	
1023309	1526695	5/7/2015	270	65.00	
1023311	1526697	5/7/2015	270	65.00	
1023239	1526631	5/7/2015	270	50.00	
1022907	1526592	5/7/2015	270	50.00	
1023322	1526708	5/7/2015	270	10.57	
1023321	1526707	5/7/2015	270	5.29	
1023240	1526632	5/7/2015	270	5.00	
1023199	1526601	5/7/2015	270	4.25	
1023232	1526627	5/7/2015	270	0.43	
1022906	DFA EFT REV 5/7/1	5/7/2015	270		2,011.42
1023225	142700501	5/7/2015	270		115,464,891.11
1023305	142700506	5/7/2015	270		20,142,490.67
1023731	142700503	5/8/2015	270	167,138,049.05	
1023738	1526788	5/8/2015	270	10,333,939.26	
1023689	142700504 AIRS TA	5/8/2015	270	7,343,432.55	
1023679	143000503	5/8/2015	270	4,000,000.00	
1023736	1526786	5/8/2015	270	2,352,584.69	
1023742	1526792	5/8/2015	270	443,682.26	
1023739	1526789	5/8/2015	270	227,437.10	
1023792	1526856	5/8/2015	270	201,105.23	
1023760	1526830	5/8/2015	270	197,229.81	
1023793	1526857	5/8/2015	270	88,641.44	
1023794	1526858	5/8/2015	270	77,250.62	
1023675	1526753	5/8/2015	270	42,077.37	
1023787	1526852	5/8/2015	270	36,292.93	
1023740	1526790	5/8/2015	270	33,974.40	
1023788	1526853	5/8/2015	270	30,570.62	

Run Date: 6/30/2015
 Run Time: 5:07:57PM

Demand Account Activity

Page: 315
 User: 0

Start Date: 7/1/2014 End Date: 6/30/2015

Jnl. Entry	Ref #	Trx. Date	Ledger	Debit Amount	Credit Amount
1023784	1526831	5/8/2015	270	29,730.49	
1023693	142700505 AIRS TA	5/8/2015	270	28,579.31	
1023808	1526838	5/8/2015	270	16,919.53	
1023695	1526756	5/8/2015	270	16,565.00	
1023699	1526757	5/8/2015	270	16,224.88	
1023790	1526854	5/8/2015	270	13,931.80	
1023741	1526791	5/8/2015	270	12,099.41	
1023795	1526834	5/8/2015	270	9,540.00	
1023804	1526837	5/8/2015	270	6,721.50	
1023703	1526759	5/8/2015	270	6,713.72	
1023806	1526848	5/8/2015	270	5,706.00	
1023779	1526849	5/8/2015	270	5,381.83	
1023746	1526796	5/8/2015	270	5,129.60	
1023783	1526850	5/8/2015	270	4,328.66	
1023690	1526754	5/8/2015	270	4,204.21	
1023785	1526851	5/8/2015	270	4,096.35	
1023723	1526774	5/8/2015	270	3,512.75	
1023802	1526836	5/8/2015	270	3,495.00	
1023800	1526844	5/8/2015	270	3,329.79	
1023801	1526845	5/8/2015	270	3,307.79	
1023692	1526755	5/8/2015	270	3,188.00	
1023712	1526766	5/8/2015	270	2,643.00	
1023803	1526846	5/8/2015	270	2,198.50	
1023725	1526776	5/8/2015	270	2,145.00	
1023805	1526847	5/8/2015	270	1,904.67	
1023701	1526758	5/8/2015	270	1,900.93	
1023789	1526833	5/8/2015	270	1,088.95	
1023557	1526738	5/8/2015	270	1,049.75	
1023697	142700506 AIRS DE	5/8/2015	270	839.47	
1023799	1526843	5/8/2015	270	825.22	
1023721	1526772	5/8/2015	270	689.50	
1023671	1526744	5/8/2015	270	575.67	
1023726	1526777	5/8/2015	270	420.00	
1023352	1526734	5/8/2015	270	403.75	
1023737	1526787	5/8/2015	270	333.06	
1023353	1526735	5/8/2015	270	332.38	
1023796	1526841	5/8/2015	270	330.75	
1023667	1526740	5/8/2015	270	330.68	
1023668	1526741	5/8/2015	270	328.51	
1023798	1526842	5/8/2015	270	292.00	
1023724	1526775	5/8/2015	270	290.00	
1023355	1526737	5/8/2015	270	270.00	
1023786	1526832	5/8/2015	270	270.00	
1023698	1526750	5/8/2015	270	250.00	
1023809	1526839	5/8/2015	270	185.00	
1023700	1526751	5/8/2015	270	150.00	
1023722	1526773	5/8/2015	270	140.00	
1023797	1526835	5/8/2015	270	93.71	
1023702	1526752	5/8/2015	270	85.15	
1023696	1526749	5/8/2015	270	47.50	
1023354	1526736	5/8/2015	270	30.65	
1023791	1526855	5/8/2015	270	27.00	
1023673	1526745	5/8/2015	270	25.93	
1023669	1526742	5/8/2015	270	25.88	
1023670	1526743	5/8/2015	270	21.40	
1023810	1526840	5/8/2015	270	18.14	

Run Date: 6/30/2015
 Run Time: 5:07:57PM

Demand Account Activity

Page: 316
 User: 0

Start Date: 7/1/2014 End Date: 6/30/2015

Jnl. Entry	Ref #	Trx. Date	Ledger	Debit Amount	Credit Amount
1023665	1526739	5/8/2015	270	18.00	
1023694	1526748	5/8/2015	270	17.00	
1023672	DFA EFT REV 5/8/1	5/8/2015	270		61,988.36
1023781	142700506	5/8/2015	270		188,317,785.58
1023782	142700507	5/8/2015	270		6,000,000.00
1024123	142700501	5/11/2015	270	76,575,000.00	
1024139	142700503	5/11/2015	270	22,984,450.00	
1024134	142700504 AIRS TA	5/11/2015	270	13,956,887.20	
1024121	143000503	5/11/2015	270	13,000,000.00	
1024176	1526946	5/11/2015	270	3,028,813.21	
1024177	1526947	5/11/2015	270	886,292.63	
1024162	1526930	5/11/2015	270	494,620.21	
1024160	1526928	5/11/2015	270	469,455.24	
1024206	1526974	5/11/2015	270	268,000.00	
1024161	1526929	5/11/2015	270	236,972.81	
1024152	1526921	5/11/2015	270	196,497.10	
1024154	1526922	5/11/2015	270	143,991.43	
1024170	1526940	5/11/2015	270	130,861.03	
1024175	1526945	5/11/2015	270	98,982.98	
1024107	1526896	5/11/2015	270	66,452.88	
1024148	1526917	5/11/2015	270	50,156.56	
1024112	1526901	5/11/2015	270	49,196.43	
1024103	1526892	5/11/2015	270	42,598.40	
1024109	1526898	5/11/2015	270	41,546.21	
1024155	1526923	5/11/2015	270	37,325.11	
1024149	1526918	5/11/2015	270	28,168.80	
1024156	1526924	5/11/2015	270	22,969.73	
1024171	1526941	5/11/2015	270	20,880.99	
1023845	1526882	5/11/2015	270	19,099.00	
1024106	1526895	5/11/2015	270	17,788.97	
1024174	1526944	5/11/2015	270	16,218.67	
1024101	1526890	5/11/2015	270	13,743.93	
1024114	1526903	5/11/2015	270	12,558.89	
1024137	142700505 AIRS TA	5/11/2015	270	11,861.01	
1024108	1526897	5/11/2015	270	11,525.00	
1024157	1526925	5/11/2015	270	11,425.37	
1024158	1526926	5/11/2015	270	8,054.87	
1024110	1526899	5/11/2015	270	5,081.05	
1024173	1526943	5/11/2015	270	4,261.90	
1024151	1526920	5/11/2015	270	3,725.25	
1024104	1526893	5/11/2015	270	3,000.00	
1024111	1526900	5/11/2015	270	2,987.98	
1024105	1526894	5/11/2015	270	2,966.72	
1024205	1526973	5/11/2015	270	2,000.00	
1024141	1526911	5/11/2015	270	1,775.00	
1024143	1526913	5/11/2015	270	1,766.50	
1024138	142700506 AIRS DE	5/11/2015	270	1,384.58	
1024159	1526927	5/11/2015	270	1,284.19	
1024146	1526915	5/11/2015	270	1,132.30	
1023842	1526879	5/11/2015	270	920.00	
1024128	1526909	5/11/2015	270	658.50	
1023841	1526878	5/11/2015	270	450.00	
1024142	1526912	5/11/2015	270	340.00	
1024147	1526916	5/11/2015	270	277.50	
1024215	1526978	5/11/2015	270	157.25	
1024201	1526971	5/11/2015	270	154.20	

Run Date: 6/30/2015
 Run Time: 5:07:57PM

Demand Account Activity

Page: 317
 User: 0

Start Date: 7/1/2014 End Date: 6/30/2015

Jnl. Entry	Ref #	Trx. Date	Ledger	Debit Amount	Credit Amount
1024144	1526914	5/11/2015	270	140.00	
1024140	1526910	5/11/2015	270	110.00	
1024172	1526942	5/11/2015	270	73.80	
1024216	1526979	5/11/2015	270	63.75	
1024150	1526919	5/11/2015	270	50.00	
1024102	1526891	5/11/2015	270	22.00	
1024204	1526972	5/11/2015	270	20.62	
1023853	DFA EFT REV	5/11/2015	270		3,000.00
1024124	142700502	5/11/2015	270		76,974,000.00
1024203	142700508	5/11/2015	270		52,170,654.55
1024520	142700507	5/12/2015	270	24,952,291.66	
1024451	142700504 AIRS TA	5/12/2015	270	12,956,115.20	
1024440	143000503	5/12/2015	270	7,000,000.00	
1024574	1527071	5/12/2015	270	6,013,159.90	
1024519	1527026	5/12/2015	270	1,347,693.45	
1024543	1527042	5/12/2015	270	590,082.57	
1024453	142700506 AIRS DE	5/12/2015	270	445,046.50	
1024551	1527050	5/12/2015	270	435,378.32	
1024503	1527007	5/12/2015	270	319,934.64	
1024510	1527014	5/12/2015	270	215,811.75	
1024504	1527008	5/12/2015	270	154,115.68	
1024544	1527043	5/12/2015	270	140,187.07	
1024575	1527072	5/12/2015	270	122,015.65	
1024602	1527096	5/12/2015	270	121,333.43	
1024442	142700502	5/12/2015	270	109,829.33	
1024454	142700506 AIRS DE	5/12/2015	270	77,289.16	
1024509	1527013	5/12/2015	270	76,090.00	
1024545	1527044	5/12/2015	270	68,872.31	
1024514	1527018	5/12/2015	270	62,526.73	
1024601	1527095	5/12/2015	270	60,616.24	
1024505	1527009	5/12/2015	270	50,099.56	
1024513	1527017	5/12/2015	270	49,031.55	
1024584	1527081	5/12/2015	270	38,072.91	
1024537	1527036	5/12/2015	270	37,516.76	
1024576	1527073	5/12/2015	270	35,333.22	
1024549	1527048	5/12/2015	270	34,870.56	
1024546	1527045	5/12/2015	270	31,595.50	
1024506	1527010	5/12/2015	270	29,457.85	
1024581	1527078	5/12/2015	270	19,913.09	
1024452	142700505 AIRS TA	5/12/2015	270	19,603.22	
1024501	1527005	5/12/2015	270	18,527.00	
1024547	1527046	5/12/2015	270	18,388.96	
1024600	1527094	5/12/2015	270	16,302.04	
1024515	1527019	5/12/2015	270	14,977.39	
1024495	1526999	5/12/2015	270	14,791.52	
1024542	1527041	5/12/2015	270	12,635.07	
1024516	1527021	5/12/2015	270	12,113.38	
1024550	1527049	5/12/2015	270	11,721.06	
1024500	1527004	5/12/2015	270	10,356.95	
1024491	1527020	5/12/2015	270	9,890.34	
1024573	1527070	5/12/2015	270	8,462.50	
1024552	1527051	5/12/2015	270	8,056.35	
1024517	1527022	5/12/2015	270	7,433.90	
1024603	1527097	5/12/2015	270	6,990.00	
1024604	1527098	5/12/2015	270	4,378.00	
1024559	1527058	5/12/2015	270	4,228.38	

Run Date: 6/30/2015
 Run Time: 5:07:57PM

Demand Account Activity

Start Date: 7/1/2014 End Date: 6/30/2015

Page: 318
 User: 0

Jnl. Entry	Ref #	Trx. Date	Ledger	Debit Amount	Credit Amount
1024499	1527003	5/12/2015	270	3,440.48	
1024557	1527056	5/12/2015	270	2,445.00	
1024497	1527001	5/12/2015	270	1,664.31	
1024555	1527054	5/12/2015	270	1,395.00	
1024538	1527037	5/12/2015	270	1,390.35	
1024583	1527080	5/12/2015	270	1,235.00	
1024498	1527002	5/12/2015	270	1,190.00	
1024512	1527016	5/12/2015	270	960.00	
1024540	1527039	5/12/2015	270	840.00	
1024518	1527023	5/12/2015	270	549.15	
1024541	1527040	5/12/2015	270	393.49	
1024556	1527055	5/12/2015	270	270.00	
1024548	1527047	5/12/2015	270	237.42	
1024558	1527057	5/12/2015	270	200.00	
1024496	1527000	5/12/2015	270	187.56	
1024539	1527038	5/12/2015	270	175.00	
1024494	1526998	5/12/2015	270	150.00	
1024605	1527099	5/12/2015	270	148.75	
1024553	1527052	5/12/2015	270	134.75	
1024502	1527006	5/12/2015	270	104.70	
1024511	1527015	5/12/2015	270	100.00	
1024582	1527079	5/12/2015	270	40.00	
1024554	1527053	5/12/2015	270	30.00	
1024456	DFA EFT REV 5/12/	5/12/2015	270		9,581.00
1024441	142700501	5/12/2015	270		113,767.20
1024521	142700508	5/12/2015	270		24,952,291.66
1024522	142700509	5/12/2015	270		6,118,908.53
1024536	142700512	5/12/2015	270		20,936,079.54
1024613	142700516	5/12/2015	270		11,000,000.00
1024943	1527121	5/13/2015	270	158,120,861.05	
1024978	142700504 AIRS TA	5/13/2015	270	27,242,028.24	
1024960	143000503	5/13/2015	270	10,000,000.00	
1025091	142700511	5/13/2015	270	10,000,000.00	
1025093	Back Out Journal Er	5/13/2015	270	8,000,000.00	
1024993	1527149	5/13/2015	270	3,449,406.45	
1025000	1527154	5/13/2015	270	1,992,265.56	
1025085	1527234	5/13/2015	270	1,616,104.51	
1024996	1527152	5/13/2015	270	1,118,062.95	
1024964	143000502	5/13/2015	270	580,000.00	
1024949	1527127	5/13/2015	270	500,000.00	
1024999	1527153	5/13/2015	270	187,383.26	
1025072	1527221	5/13/2015	270	153,945.72	
1025073	1527222	5/13/2015	270	56,407.82	
1025048	1527197	5/13/2015	270	44,467.75	
1024944	1527122	5/13/2015	270	29,106.89	
1024951	1527129	5/13/2015	270	24,553.80	
1025067	1527216	5/13/2015	270	24,457.00	
1025068	1527217	5/13/2015	270	18,370.00	
1025069	1527218	5/13/2015	270	13,939.41	
1025076	1527225	5/13/2015	270	13,838.41	
1024952	1527130	5/13/2015	270	10,330.98	
1024953	1527131	5/13/2015	270	10,246.58	
1025070	1527219	5/13/2015	270	6,591.60	
1025071	1527220	5/13/2015	270	6,531.57	
1024994	1527150	5/13/2015	270	4,971.93	
1025074	1527223	5/13/2015	270	3,298.54	

Run Date: 6/30/2015
 Run Time: 5:07:57PM

Demand Account Activity

Start Date: 7/1/2014 End Date: 6/30/2015

Page: 319
 User: 0

Jnl. Entry	Ref #	Trx. Date	Ledger	Debit Amount	Credit Amount
1024995	1527151	5/13/2015	270	3,027.80	
1025066	1527215	5/13/2015	270	2,908.00	
1024956	1527134	5/13/2015	270	2,892.05	
1024624	1527108	5/13/2015	270	2,115.00	
1024981	1527139	5/13/2015	270	2,105.75	
1024983	1527141	5/13/2015	270	1,860.00	
1024950	1527128	5/13/2015	270	1,652.40	
1024945	1527123	5/13/2015	270	1,080.91	
1024948	1527126	5/13/2015	270	700.00	
1024946	1527124	5/13/2015	270	666.35	
1025049	1527198	5/13/2015	270	660.00	
1024957	1527137	5/13/2015	270	603.50	
1025047	1527196	5/13/2015	270	493.40	
1024947	1527125	5/13/2015	270	489.67	
1025053	1527202	5/13/2015	270	440.00	
1025052	1527201	5/13/2015	270	425.00	
1024984	1527142	5/13/2015	270	360.00	
1025005	1527160	5/13/2015	270	352.80	
1025054	1527203	5/13/2015	270	350.00	
1025065	1527214	5/13/2015	270	345.00	
1024633	1527117	5/13/2015	270	250.00	
1024942	1527120	5/13/2015	270	250.00	
1024980	1527138	5/13/2015	270	200.00	
1025051	1527200	5/13/2015	270	200.00	
1025050	1527199	5/13/2015	270	180.00	
1024982	1527140	5/13/2015	270	170.00	
1025006	1527161	5/13/2015	270	97.00	
1024631	1527115	5/13/2015	270	65.00	
1025055	1527204	5/13/2015	270	50.00	
1024632	1527116	5/13/2015	270	50.00	
1025056	1527205	5/13/2015	270	44.00	
1025057	1527206	5/13/2015	270	30.00	
1025058	1527207	5/13/2015	270	28.00	
1025004	1527159	5/13/2015	270	20.00	
1025059	1527208	5/13/2015	270	16.00	
1025060	1527209	5/13/2015	270	12.00	
1025061	1527210	5/13/2015	270	12.00	
1025062	1527211	5/13/2015	270	8.00	
1025064	1527213	5/13/2015	270	4.00	
1025063	1527212	5/13/2015	270	4.00	
1024967	DFA EFT REV 5/13/	5/13/2015	270		1,830.38
1024963	142700501	5/13/2015	270		158,120,861.05
1024965	143000503	5/13/2015	270		1,296,000.00
1024998	142700506	5/13/2015	270		2,788,408.73
1025040	142700509	5/13/2015	270		17,128,801.98
1025087	142700510	5/13/2015	270		12,000,000.00
1025092	142700512	5/13/2015	270		8,000,000.00
1025104	Back Out Journal Er	5/13/2015	270		10,000,000.00
1025106	Correct Journal Entr	5/13/2015	270		10,000,000.00
1026567	1527305	5/14/2015	270	180,777,421.35	
1025147	14270051403	5/14/2015	270	33,508,933.75	
1026759	142700511	5/14/2015	270	33,000,000.00	
1026769	142700512	5/14/2015	270	33,000,000.00	
1025146	142700502	5/14/2015	270	9,000,000.00	
1025136	1527255	5/14/2015	270	7,927,153.30	
1026683	1527307	5/14/2015	270	918,717.02	

Run Date: 6/30/2015
 Run Time: 5:07:57PM

Demand Account Activity

Start Date: 7/1/2014 End Date: 6/30/2015

Page: 320
 User: 0

Jnl. Entry	Ref #	Trx. Date	Ledger	Debit Amount	Credit Amount
1025126	1527247	5/14/2015	270	676,930.92	
1025131	1527251	5/14/2015	270	426,112.27	
1025132	1527252	5/14/2015	270	224,335.11	
1025134	1527253	5/14/2015	270	188,742.06	
1026666	1527306	5/14/2015	270	149,802.61	
1025135	1527254	5/14/2015	270	120,284.23	
1026546	1527295	5/14/2015	270	45,887.27	
1025148	14270051404 CC AI	5/14/2015	270	22,079.61	
1025141	1527260	5/14/2015	270	16,290.67	
1026633	1527300	5/14/2015	270	16,055.00	
1025125	1527246	5/14/2015	270	16,016.42	
1026728	1527318	5/14/2015	270	15,634.15	
1025150	14270051406ABC C	5/14/2015	270	15,400.00	
1025129	1527249	5/14/2015	270	13,363.96	
1025130	1527250	5/14/2015	270	9,746.00	
1026637	1527301	5/14/2015	270	9,713.08	
1025167	1527269	5/14/2015	270	9,440.75	
1026649	1527302	5/14/2015	270	9,334.35	
1026652	1527303	5/14/2015	270	8,010.30	
1025149	14270051405IFTA C	5/14/2015	270	7,597.02	
1026702	1527308	5/14/2015	270	7,247.43	
1026582	1527297	5/14/2015	270	6,749.11	
1026566	1527304	5/14/2015	270	6,232.64	
1025151	14270051407ABC B	5/14/2015	270	5,370.00	
1025165	1527267	5/14/2015	270	4,925.00	
1025115	1527236	5/14/2015	270	2,330.00	
1025116	1527237	5/14/2015	270	2,201.00	
1026526	1527294	5/14/2015	270	1,273.95	
1025140	1527259	5/14/2015	270	1,030.00	
1025127	1527248	5/14/2015	270	976.55	
1025166	1527268	5/14/2015	270	970.00	
1025145	1527265	5/14/2015	270	924.00	
1025168	1527270	5/14/2015	270	770.00	
1026628	1527299	5/14/2015	270	652.46	
1025169	1527271	5/14/2015	270	480.60	
1025139	1527258	5/14/2015	270	400.00	
1025143	1527262	5/14/2015	270	307.81	
1026730	1527347	5/14/2015	270	200.00	
1025164	1527266	5/14/2015	270	160.00	
1025142	1527261	5/14/2015	270	152.79	
1025123	1527244	5/14/2015	270	130.00	
1025144	1527263	5/14/2015	270	129.81	
1025124	1527245	5/14/2015	270	115.50	
1026551	1527296	5/14/2015	270	47.50	
1026623	1527298	5/14/2015	270	35.23	
1026729	1527319	5/14/2015	270	29.10	
1026726	1527316	5/14/2015	270	26.43	
1026765	1527350	5/14/2015	270	22.50	
1026766	1527351	5/14/2015	270	15.00	
1026727	1527317	5/14/2015	270	10.57	
1026764	1527349	5/14/2015	270	7.50	
1026562	8005876	5/14/2015	270		9,602.87
1025128	142700501	5/14/2015	270		1,025,000.00
1026757	142700510	5/14/2015	270		13,974,944.32
1025163	142700508	5/14/2015	270		286,573,406.33
1027145	142700508	5/15/2015	270	340,417,681.83	

Run Date: 6/30/2015
 Run Time: 5:07:57PM

Demand Account Activity

Page: 321
 User: 0

Start Date: 7/1/2014 End Date: 6/30/2015

Jnl. Entry	Ref #	Trx. Date	Ledger	Debit Amount	Credit Amount
1027096	1527379	5/15/2015	270	25,947,036.37	
1027103	143000503	5/15/2015	270	15,000,000.00	
1027092	1527376	5/15/2015	270	11,699,120.51	
1027138	142700504 AIRS TA	5/15/2015	270	10,665,022.59	
1027169	1527429	5/15/2015	270	2,583,903.18	
1027170	1527430	5/15/2015	270	2,035,639.64	
1027190	1527450	5/15/2015	270	1,942,670.12	
1027230	1527480	5/15/2015	270	1,809,346.48	
1027168	1527428	5/15/2015	270	1,165,218.70	
1027105	142700501	5/15/2015	270	700,000.00	
1027171	1527431	5/15/2015	270	526,824.17	
1027233	1527484	5/15/2015	270	440,000.00	
1027173	1527433	5/15/2015	270	212,424.48	
1027126	1527451	5/15/2015	270	204,561.89	
1027199	1527457	5/15/2015	270	161,397.71	
1027122	1527398	5/15/2015	270	145,894.45	
1027177	1527437	5/15/2015	270	119,253.00	
1027194	1527452	5/15/2015	270	114,923.00	
1027195	1527453	5/15/2015	270	104,749.68	
1027201	1527458	5/15/2015	270	87,400.00	
1027106	1527386	5/15/2015	270	76,443.40	
1026788	1527364	5/15/2015	270	54,162.49	
1027091	1527375	5/15/2015	270	39,921.58	
1027172	1527432	5/15/2015	270	38,055.26	
1027139	142700505 AIRS TA	5/15/2015	270	34,150.04	
1026786	1527362	5/15/2015	270	34,082.77	
1027283	1527527	5/15/2015	270	30,000.00	
1027187	1527447	5/15/2015	270	28,734.00	
1027188	1527448	5/15/2015	270	28,299.81	
1027189	1527449	5/15/2015	270	26,942.32	
1026780	1527356	5/15/2015	270	24,237.28	
1027095	1527378	5/15/2015	270	21,403.30	
1027101	1527383	5/15/2015	270	20,835.92	
1027028	1527371	5/15/2015	270	20,317.37	
1027228	1527478	5/15/2015	270	20,000.00	
1027093	1527377	5/15/2015	270	19,085.18	
1027234	1527485	5/15/2015	270	15,483.80	
1027197	1527455	5/15/2015	270	14,327.14	
1027102	1527384	5/15/2015	270	13,393.44	
1027184	1527444	5/15/2015	270	11,978.23	
1027100	1527382	5/15/2015	270	10,592.08	
1027176	1527436	5/15/2015	270	9,800.00	
1027198	1527456	5/15/2015	270	9,079.34	
1027104	1527385	5/15/2015	270	8,869.99	
1027280	1527525	5/15/2015	270	7,000.00	
1027185	1527445	5/15/2015	270	6,942.91	
1027186	1527446	5/15/2015	270	6,724.71	
1027097	1527380	5/15/2015	270	5,611.88	
1027098	1527381	5/15/2015	270	5,265.47	
1027119	1527395	5/15/2015	270	3,512.75	
1027107	1527387	5/15/2015	270	3,490.41	
1027120	1527396	5/15/2015	270	3,295.00	
1027183	1527443	5/15/2015	270	2,938.00	
1027225	1527475	5/15/2015	270	2,834.20	
1027181	1527441	5/15/2015	270	2,728.00	
1027281	1527526	5/15/2015	270	2,500.00	

Run Date: 6/30/2015
 Run Time: 5:07:57PM

Demand Account Activity

Start Date: 7/1/2014 End Date: 6/30/2015

Page: 322
 User: 0

Jnl. Entry	Ref #	Trx. Date	Ledger	Debit Amount	Credit Amount
1027182	1527442	5/15/2015	270	2,332.00	
1027226	1527476	5/15/2015	270	2,284.00	
1027141	142700507 AIRS DE	5/15/2015	270	2,050.00	
1027246	1527496	5/15/2015	270	1,812.13	
1027175	1527435	5/15/2015	270	1,666.65	
1027277	1527523	5/15/2015	270	1,371.00	
1026779	1527355	5/15/2015	270	1,200.00	
1027229	1527479	5/15/2015	270	1,100.00	
1027241	1527520	5/15/2015	270	973.75	
1026778	1527354	5/15/2015	270	840.00	
1027227	1527477	5/15/2015	270	720.00	
1027244	1527494	5/15/2015	270	708.50	
1027121	1527397	5/15/2015	270	650.00	
1027180	1527440	5/15/2015	270	550.00	
1027174	1527434	5/15/2015	270	535.00	
1027273	1527519	5/15/2015	270	530.00	
1027275	1527521	5/15/2015	270	405.26	
1027272	1527518	5/15/2015	270	364.68	
1027140	142700506 AIRS DE	5/15/2015	270	310.45	
1027276	1527522	5/15/2015	270	303.84	
1027118	1527394	5/15/2015	270	290.00	
1027116	1527392	5/15/2015	270	189.50	
1027245	1527495	5/15/2015	270	133.00	
1027196	1527454	5/15/2015	270	86.60	
1027088	1527372	5/15/2015	270	50.00	
1027089	1527373	5/15/2015	270	47.50	
1027117	1527393	5/15/2015	270	40.00	
1026777	1527353	5/15/2015	270	17.44	
1027090	1527374	5/15/2015	270	8.50	
1027178	1527438	5/15/2015	270	8.00	
1027179	1527439	5/15/2015	270	4.00	
1027109	142700502	5/15/2015	270		975,000.00
1027110	142700503	5/15/2015	270		25,947,036.37
1026791	8005877	5/15/2015	270		4,648.40
1027203	142700511	5/15/2015	270		60,000,000.00
1027204	142700512	5/15/2015	270		27,000,000.00
1027208	142700515	5/15/2015	270		300,637,141.04
1027731	142700504 AIRS TA	5/18/2015	270	94,767,701.03	
1027657	142700509	5/18/2015	270	31,000,000.00	
1027651	143000503	5/18/2015	270	15,000,000.00	
1027653	142700501	5/18/2015	270	12,024,301.00	
1027743	142700513	5/18/2015	270	3,000,000.00	
1027683	1527569	5/18/2015	270	1,676,267.30	
1027709	1527599	5/18/2015	270	467,156.36	
1027692	1527570	5/18/2015	270	420,226.81	
1027643	1527545	5/18/2015	270	276,979.23	
1027749	1527624	5/18/2015	270	250,000.00	
1027711	1527600	5/18/2015	270	207,690.86	
1027752	1527625	5/18/2015	270	205,000.00	
1027680	1527568	5/18/2015	270	161,611.81	
1027639	1527546	5/18/2015	270	136,630.83	
1027678	1527566	5/18/2015	270	114,761.32	
1027679	1527567	5/18/2015	270	69,377.42	
1027708	1527598	5/18/2015	270	62,155.07	
1027642	1527547	5/18/2015	270	53,700.00	
1027701	1527575	5/18/2015	270	42,955.05	

Run Date: 6/30/2015
 Run Time: 5:07:57PM

Demand Account Activity

Start Date: 7/1/2014 End Date: 6/30/2015

Page: 323
 User: 0

Jnl. Entry	Ref #	Trx. Date	Ledger	Debit Amount	Credit Amount
1027718	1527608	5/18/2015	270	33,132.49	
1027733	142700506 AIRS D€	5/18/2015	270	31,371.19	
1027732	142700505 AIRS TA	5/18/2015	270	24,528.94	
1027713	1527602	5/18/2015	270	17,437.64	
1027698	1527573	5/18/2015	270	15,976.28	
1027290	1527534	5/18/2015	270	11,335.00	
1027745	1527620	5/18/2015	270	11,099.50	
1027289	1527533	5/18/2015	270	8,298.83	
1027699	1527574	5/18/2015	270	4,873.05	
1027705	1527577	5/18/2015	270	3,592.50	
1027744	1527619	5/18/2015	270	3,495.00	
1027288	1527532	5/18/2015	270	3,207.93	
1027694	1527579	5/18/2015	270	2,850.00	
1027714	1527603	5/18/2015	270	2,592.00	
1027296	1527549	5/18/2015	270	2,548.17	
1027715	1527604	5/18/2015	270	2,506.33	
1027704	1527605	5/18/2015	270	2,304.51	
1027638	1527544	5/18/2015	270	2,108.37	
1027734	142700507 AIRS D€	5/18/2015	270	1,550.00	
1027696	1527580	5/18/2015	270	540.00	
1027703	1527576	5/18/2015	270	454.89	
1027719	1527609	5/18/2015	270	418.80	
1027710	1527606	5/18/2015	270	410.00	
1027697	1527581	5/18/2015	270	392.50	
1027636	1527543	5/18/2015	270	360.00	
1027706	1527578	5/18/2015	270	300.00	
1027693	1527571	5/18/2015	270	285.82	
1027640	1527551	5/18/2015	270	216.75	
1027720	1527610	5/18/2015	270	185.00	
1027637	1527550	5/18/2015	270	144.00	
1027645	1527548	5/18/2015	270	128.39	
1027747	1527622	5/18/2015	270	127.95	
1027695	1527572	5/18/2015	270	102.29	
1027700	1527582	5/18/2015	270	90.00	
1027712	1527601	5/18/2015	270	49.69	
1027641	1527552	5/18/2015	270	47.50	
1027746	1527621	5/18/2015	270	31.72	
1027647	1527607	5/18/2015	270	7.17	
1027748	1527623	5/18/2015	270	4.25	
1027654	142700502	5/18/2015	270		2,208,000.00
1027661	142700503	5/18/2015	270		100,000.00
1027664	142700510	5/18/2015	270		137,497,092.33
1027666	142700511	5/18/2015	270		18,521,590.88
1027740	DFA EFT REV 5/18/	5/18/2015	270		16,662.33
1028028	142700504 AIRS D€	5/19/2015	270	43,303,749.77	
1028017	143000503	5/19/2015	270	15,000,000.00	
1028199	1527710	5/19/2015	270	4,748,837.58	
1028243	142700516	5/19/2015	270	2,000,000.00	
1028202	1527723	5/19/2015	270	525,989.03	
1028191	1527708	5/19/2015	270	360,130.18	
1028134	1527658	5/19/2015	270	175,914.94	
1028218	142700511	5/19/2015	270	145,152.91	
1028207	1527728	5/19/2015	270	143,965.69	
1028211	1527713	5/19/2015	270	141,921.45	
1028193	1527709	5/19/2015	270	106,803.63	
1028138	1527659	5/19/2015	270	94,035.16	

Run Date: 6/30/2015
 Run Time: 5:07:57PM

Demand Account Activity

Page: 324
 User: 0

Start Date: 7/1/2014 End Date: 6/30/2015

Jnl. Entry	Ref #	Trx. Date	Ledger	Debit Amount	Credit Amount
1028197	1527730	5/19/2015	270	83,453.62	
1028135	1527653	5/19/2015	270	72,403.58	
1028190	1527707	5/19/2015	270	64,564.90	
1028127	1527646	5/19/2015	270	63,262.46	
1028140	1527654	5/19/2015	270	55,318.75	
1028212	1527714	5/19/2015	270	49,385.70	
1028203	1527724	5/19/2015	270	39,333.33	
1028208	1527729	5/19/2015	270	38,020.00	
1028129	1527647	5/19/2015	270	34,573.68	
1028188	1527705	5/19/2015	270	31,427.22	
1028178	1527696	5/19/2015	270	26,618.62	
1028209	1527711	5/19/2015	270	25,776.74	
1028237	1527745	5/19/2015	270	22,162.00	
1028115	142700505 AIRS DE	5/19/2015	270	15,227.71	
1028131	1527657	5/19/2015	270	14,481.81	
1028125	1527645	5/19/2015	270	13,671.31	
1028136	1527651	5/19/2015	270	12,139.72	
1028246	1527746	5/19/2015	270	10,025.00	
1028167	1527694	5/19/2015	270	9,183.44	
1028177	1527695	5/19/2015	270	8,597.50	
1028210	1527712	5/19/2015	270	7,789.56	
1028204	1527725	5/19/2015	270	7,100.00	
1028128	1527656	5/19/2015	270	6,640.10	
1028132	1527649	5/19/2015	270	6,207.47	
1028249	1527749	5/19/2015	270	5,825.00	
1028180	1527698	5/19/2015	270	5,445.75	
1028141	1527655	5/19/2015	270	5,230.63	
1028026	1527652	5/19/2015	270	4,800.14	
1028148	1527748	5/19/2015	270	4,331.00	
1028130	1527648	5/19/2015	270	3,800.00	
1028179	1527697	5/19/2015	270	3,295.40	
1028181	1527699	5/19/2015	270	3,181.00	
1028119	142700508 AIRS DE	5/19/2015	270	3,100.00	
1028194	1527717	5/19/2015	270	2,185.50	
1028133	1527650	5/19/2015	270	2,092.54	
1028186	1527715	5/19/2015	270	1,910.00	
1028117	142700506 AIRS DE	5/19/2015	270	1,620.80	
1028182	1527700	5/19/2015	270	1,183.38	
1028200	1527721	5/19/2015	270	1,180.00	
1028189	1527706	5/19/2015	270	1,019.90	
1028187	1527704	5/19/2015	270	872.50	
1028206	1527727	5/19/2015	270	733.75	
1028183	1527701	5/19/2015	270	716.36	
1028221	1527747	5/19/2015	270	550.00	
1028192	1527716	5/19/2015	270	370.00	
1028196	1527719	5/19/2015	270	364.50	
1028201	1527722	5/19/2015	270	200.00	
1028195	1527718	5/19/2015	270	180.00	
1028198	1527720	5/19/2015	270	80.00	
1028118	142700507 AIRS DE	5/19/2015	270	26.89	
1028185	1527703	5/19/2015	270	20.00	
1028184	1527702	5/19/2015	270	12.00	
1028205	1527726	5/19/2015	270	10.03	
1028018	142700501	5/19/2015	270		1,264.00
1028019	142700502	5/19/2015	270		1,782,000.00
1028147	DFA EFT REV 5/19/	5/19/2015	270		583.00

Run Date: 6/30/2015
 Run Time: 5:07:57PM

Demand Account Activity

Start Date: 7/1/2014 End Date: 6/30/2015

Page: 325
 User: 0

Jnl. Entry	Ref #	Trx. Date	Ledger	Debit Amount	Credit Amount
1028120	142700509	5/19/2015	270		29,252,834.34
1028226	142700514	5/19/2015	270		10,000,000.00
1028228	142700515	5/19/2015	270		30,000,000.00
1028750	142700515	5/20/2015	270	48,000,000.00	
1028625	142700504 AIRS TA	5/20/2015	270	27,399,100.00	
1028504	143000503	5/20/2015	270	16,000,000.00	
1028610	1527778	5/20/2015	270	14,485,048.42	
1028266	1527772	5/20/2015	270	5,372,132.80	
1028753	1527893	5/20/2015	270	2,321,663.92	
1028725	1527879	5/20/2015	270	1,115,618.23	
1028726	1527865	5/20/2015	270	1,050,659.90	
1028728	1527866	5/20/2015	270	921,348.74	
1028606	1527773	5/20/2015	270	198,403.30	
1028747	1527883	5/20/2015	270	174,769.84	
1028703	1527845	5/20/2015	270	127,539.22	
1028694	1527838	5/20/2015	270	123,492.00	
1028743	1527870	5/20/2015	270	99,036.57	
1028740	1527869	5/20/2015	270	74,854.65	
1028702	1527844	5/20/2015	270	70,918.25	
1028729	1527880	5/20/2015	270	69,769.17	
1028608	1527774	5/20/2015	270	51,411.17	
1028735	1527868	5/20/2015	270	48,061.46	
1028711	1527853	5/20/2015	270	46,732.85	
1028699	1527841	5/20/2015	270	45,741.21	
1028700	1527842	5/20/2015	270	33,406.80	
1028721	1527861	5/20/2015	270	29,988.12	
1028614	1527771	5/20/2015	270	28,674.99	
1028704	1527846	5/20/2015	270	26,588.58	
1028705	1527847	5/20/2015	270	26,104.40	
1028615	1527779	5/20/2015	270	24,795.07	
1028720	1527860	5/20/2015	270	21,964.51	
1028719	1527859	5/20/2015	270	21,214.90	
1028716	1527856	5/20/2015	270	18,005.38	
1028626	142700505 AIRS TA	5/20/2015	270	17,517.82	
1028621	1527780	5/20/2015	270	12,148.45	
1028612	1527775	5/20/2015	270	12,000.00	
1028611	1527776	5/20/2015	270	10,651.08	
1028706	1527848	5/20/2015	270	7,793.58	
1028698	1527840	5/20/2015	270	7,790.00	
1028724	1527864	5/20/2015	270	6,905.23	
1028723	1527863	5/20/2015	270	6,028.78	
1028628	142700507 AIRS DE	5/20/2015	270	6,000.00	
1028752	1527890	5/20/2015	270	5,825.00	
1028722	1527862	5/20/2015	270	5,144.80	
1028756	1527884	5/20/2015	270	5,091.77	
1028604	1527777	5/20/2015	270	3,422.44	
1028269	1527770	5/20/2015	270	3,323.94	
1028650	1527889	5/20/2015	270	3,053.00	
1028640	1527790	5/20/2015	270	2,475.00	
1028631	1527788	5/20/2015	270	2,055.75	
1028758	1527885	5/20/2015	270	1,064.40	
1028707	1527849	5/20/2015	270	947.22	
1028701	1527843	5/20/2015	270	909.63	
1028713	1527854	5/20/2015	270	888.10	
1028697	1527839	5/20/2015	270	807.04	
1028717	1527857	5/20/2015	270	780.00	

Run Date: 6/30/2015
 Run Time: 5:07:57PM

Demand Account Activity

Page: 326
 User: 0

Start Date: 7/1/2014 End Date: 6/30/2015

Jnl. Entry	Ref #	Trx. Date	Ledger	Debit Amount	Credit Amount
1028714	1527855	5/20/2015	270	640.00	
1028641	1527791	5/20/2015	270	480.00	
1028754	1527891	5/20/2015	270	472.50	
1028607	1527768	5/20/2015	270	291.00	
1028642	1527792	5/20/2015	270	179.25	
1028639	1527789	5/20/2015	270	170.00	
1028730	1527867	5/20/2015	270	141.92	
1028745	1527886	5/20/2015	270	133.00	
1028708	1527850	5/20/2015	270	126.00	
1028643	1527793	5/20/2015	270	90.00	
1028755	1527888	5/20/2015	270	70.00	
1028613	1527769	5/20/2015	270	68.00	
1028627	142700506 AIRS DE	5/20/2015	270	54.17	
1028709	1527851	5/20/2015	270	25.00	
1028710	1527852	5/20/2015	270	25.00	
1028751	1527887	5/20/2015	270	16.00	
1028691	1527892	5/20/2015	270	14.17	
1028718	1527858	5/20/2015	270	12.96	
1028510	14270501	5/20/2015	270		1,612,000.00
1028511	142700502	5/20/2015	270		14,485,048.42
1028638	142700503	5/20/2015	270		75,583,794.80
1028727	DFA EFT REV 5/20/	5/20/2015	270		34,979.51
1028683	142700510	5/20/2015	270		22,676,508.98
1029062	142700501	5/21/2015	270	101,192,563.00	
1029073	142700504 AIRS TA	5/21/2015	270	79,832,484.90	
1029159	1527972	5/21/2015	270	37,103,888.77	
1029060	143000503	5/21/2015	270	19,000,000.00	
1029063	1528030	5/21/2015	270	10,481,762.35	
1029092	1527918	5/21/2015	270	1,500,000.00	
1029179	1527987	5/21/2015	270	127,727.06	
1029089	1527917	5/21/2015	270	127,275.04	
1029090	1527925	5/21/2015	270	116,419.00	
1029082	1527911	5/21/2015	270	71,767.95	
1029162	1527973	5/21/2015	270	66,927.68	
1029107	1527971	5/21/2015	270	61,073.58	
1029163	1527974	5/21/2015	270	39,524.46	
1029080	1527909	5/21/2015	270	26,949.79	
1029097	1527920	5/21/2015	270	25,040.82	
1029075	142700505 AIRS TA	5/21/2015	270	22,087.50	
1029222	1528034	5/21/2015	270	20,146.59	
1029173	1527982	5/21/2015	270	18,687.67	
1029078	142700508 AIRS DE	5/21/2015	270	18,350.00	
1029129	1527957	5/21/2015	270	18,218.00	
1029071	1527924	5/21/2015	270	16,547.52	
1029225	1528037	5/21/2015	270	15,861.65	
1029083	1527912	5/21/2015	270	12,054.90	
1029087	1527916	5/21/2015	270	11,650.85	
1029113	1527941	5/21/2015	270	9,611.00	
1029170	1527980	5/21/2015	270	9,325.33	
1029174	1527983	5/21/2015	270	9,144.19	
1029098	1527935	5/21/2015	270	7,701.90	
1029221	1528033	5/21/2015	270	5,825.00	
1029084	1527913	5/21/2015	270	5,227.66	
1029099	1527921	5/21/2015	270	5,000.00	
1029219	1528032	5/21/2015	270	4,970.00	
1029111	1527939	5/21/2015	270	4,850.00	

Run Date: 6/30/2015
 Run Time: 5:07:57PM

Demand Account Activity

Start Date: 7/1/2014 End Date: 6/30/2015

Page: 327
 User: 0

Jnl. Entry	Ref #	Trx. Date	Ledger	Debit Amount	Credit Amount
1029176	1527984	5/21/2015	270	4,006.50	
1029095	1527919	5/21/2015	270	3,765.00	
1029085	1527914	5/21/2015	270	3,390.17	
1029086	1527915	5/21/2015	270	2,174.50	
1029164	1527975	5/21/2015	270	1,333.06	
1029093	1527926	5/21/2015	270	1,005.00	
1029077	142700507 AIRS D€	5/21/2015	270	948.28	
1029112	1527940	5/21/2015	270	940.00	
1029178	1527986	5/21/2015	270	785.25	
1029100	1527927	5/21/2015	270	780.00	
1029114	1527942	5/21/2015	270	760.00	
1029088	1527931	5/21/2015	270	700.00	
1029177	1527985	5/21/2015	270	695.00	
1029081	1527910	5/21/2015	270	680.00	
1029076	142700506 AIRS D€	5/21/2015	270	616.92	
1029102	1527922	5/21/2015	270	522.52	
1029109	1527930	5/21/2015	270	520.00	
1029105	1527929	5/21/2015	270	500.00	
1029217	1528031	5/21/2015	270	300.00	
1029103	1527928	5/21/2015	270	300.00	
1029091	1527932	5/21/2015	270	180.00	
1029115	1527943	5/21/2015	270	169.75	
1029074	1527908	5/21/2015	270	150.00	
1029094	1527933	5/21/2015	270	130.00	
1029104	1527937	5/21/2015	270	130.00	
1029096	1527934	5/21/2015	270	125.00	
1029106	1527923	5/21/2015	270	123.00	
1029167	1527978	5/21/2015	270	115.50	
1029165	1527976	5/21/2015	270	115.00	
1029101	1527936	5/21/2015	270	65.00	
1029168	1527979	5/21/2015	270	57.75	
1029116	1527944	5/21/2015	270	30.00	
1029223	1528035	5/21/2015	270	29.75	
1029224	1528036	5/21/2015	270	21.25	
1029171	1527981	5/21/2015	270	20.66	
1029166	1527977	5/21/2015	270	20.00	
1029158	DFA EFT REV 5/21/	5/21/2015	270		17,482.21
1029064	142700502	5/21/2015	270		2,772,000.00
1029079	142700503	5/21/2015	270		14,214,362.92
1029161	142700510	5/21/2015	270		141,252,639.16
1029175	142700513	5/21/2015	270		60,000,000.00
1029186	142700514	5/21/2015	270		25,000,000.00
1029215	142700518	5/21/2015	270		10,000,000.00
1029546	142700504 AIRS TA	5/22/2015	270	66,399,319.09	
1029648	142700515	5/22/2015	270	51,000,000.00	
1029650	142700510	5/22/2015	270	51,000,000.00	
1029486	143000503	5/22/2015	270	17,000,000.00	
1029651	142700511	5/22/2015	270	14,000,000.00	
1029560	1528058	5/22/2015	270	3,504,449.64	
1029625	1528091	5/22/2015	270	2,661,154.82	
1029488	142700501	5/22/2015	270	840,426.45	
1029552	1528049	5/22/2015	270	586,365.38	
1029630	1528097	5/22/2015	270	332,024.75	
1029594	1528111	5/22/2015	270	257,444.91	
1029595	1528112	5/22/2015	270	227,798.44	
1029565	1528060	5/22/2015	270	186,783.00	

Run Date: 6/30/2015
 Run Time: 5:07:57PM

Demand Account Activity

Start Date: 7/1/2014 End Date: 6/30/2015

Page: 328
 User: 0

Jnl. Entry	Ref #	Trx. Date	Ledger	Debit Amount	Credit Amount
1029635	1528092	5/22/2015	270	150,837.99	
1029626	1528095	5/22/2015	270	97,009.68	
1029547	142700505 AIRS TA	5/22/2015	270	56,667.93	
1029644	1528093	5/22/2015	270	55,753.18	
1029550	1528048	5/22/2015	270	43,771.74	
1029563	1528059	5/22/2015	270	40,461.73	
1029551	1528055	5/22/2015	270	39,613.98	
1029660	1528141	5/22/2015	270	39,349.65	
1029632	1528098	5/22/2015	270	28,298.17	
1029663	1528142	5/22/2015	270	24,738.48	
1029484	1528054	5/22/2015	270	16,746.23	
1029624	1528094	5/22/2015	270	14,962.18	
1029558	1528052	5/22/2015	270	14,870.38	
1029561	1528053	5/22/2015	270	13,878.56	
1029566	1528061	5/22/2015	270	12,626.64	
1029658	1528144	5/22/2015	270	11,650.00	
1029627	1528096	5/22/2015	270	10,559.96	
1029548	1528046	5/22/2015	270	10,264.40	
1029668	142700520	5/22/2015	270	10,000.00	
1029599	1528114	5/22/2015	270	8,253.36	
1029607	1528101	5/22/2015	270	8,206.98	
1029555	1528050	5/22/2015	270	7,802.61	
1029553	1528056	5/22/2015	270	7,581.51	
1029559	142700507 AIRS DE	5/22/2015	270	7,050.00	
1029622	1528090	5/22/2015	270	6,824.39	
1029549	1528047	5/22/2015	270	6,482.78	
1029568	1528062	5/22/2015	270	5,958.11	
1029600	1528115	5/22/2015	270	5,688.75	
1029604	1528100	5/22/2015	270	5,346.00	
1029656	1528143	5/22/2015	270	4,757.00	
1029556	1528051	5/22/2015	270	4,320.14	
1029596	1528099	5/22/2015	270	3,871.00	
1029657	1528140	5/22/2015	270	3,713.00	
1029557	1528057	5/22/2015	270	2,995.92	
1029597	1528113	5/22/2015	270	2,623.00	
1029602	1528117	5/22/2015	270	2,370.00	
1029610	1528102	5/22/2015	270	2,025.00	
1029620	1528110	5/22/2015	270	1,685.95	
1029605	1528119	5/22/2015	270	1,111.00	
1029611	1528103	5/22/2015	270	1,014.00	
1029618	1528109	5/22/2015	270	535.00	
1029601	1528116	5/22/2015	270	450.00	
1029603	1528118	5/22/2015	270	450.00	
1029564	142700508 AIRS DE	5/22/2015	270	150.00	
1029613	1528105	5/22/2015	270	150.00	
1029612	1528104	5/22/2015	270	146.00	
1029608	1528120	5/22/2015	270	140.00	
1029554	142700506 AIRS DE	5/22/2015	270	120.05	
1029617	1528108	5/22/2015	270	24.00	
1029615	1528107	5/22/2015	270	12.00	
1029614	1528106	5/22/2015	270	8.00	
1029489	142700502	5/22/2015	270		7,218,440.82
1029490	142700503	5/22/2015	270		3,504,449.64
1029647	DFA EFT REV 5/22/	5/22/2015	270		38,683.68
1029646	142700509	5/22/2015	270		118,947,310.37
1029652	142700512	5/22/2015	270		97,037,821.92

Run Date: 6/30/2015
 Run Time: 5:07:57PM

Demand Account Activity

Start Date: 7/1/2014 End Date: 6/30/2015

Page: 329
 User: 0

Jnl. Entry	Ref #	Trx. Date	Ledger	Debit Amount	Credit Amount
1029966	142700501	5/26/2015	270	67,534,262.44	
1029945	142700504 AIRS TA	5/26/2015	270	26,815,930.68	
1030032	142700507	5/26/2015	270	15,000,000.00	
1030033	142700508	5/26/2015	270	15,000,000.00	
1029688	143000503	5/26/2015	270	14,000,000.00	
1029950	1528161	5/26/2015	270	5,482,210.44	
1029978	1528185	5/26/2015	270	2,097,632.80	
1029958	1528167	5/26/2015	270	1,310,323.81	
1030079	1528275	5/26/2015	270	1,031,000.00	
1030076	1528274	5/26/2015	270	900,000.00	
1030048	1528236	5/26/2015	270	617,178.86	
1030047	1528235	5/26/2015	270	464,282.87	
1029964	1528229	5/26/2015	270	464,080.68	
1030026	1528262	5/26/2015	270	353,572.70	
1029976	1528183	5/26/2015	270	258,428.70	
1030045	1528234	5/26/2015	270	197,927.34	
1029975	1528182	5/26/2015	270	177,731.89	
1030050	1528237	5/26/2015	270	139,186.63	
1030051	1528254	5/26/2015	270	125,938.65	
1030070	1528259	5/26/2015	270	121,820.53	
1030018	1528272	5/26/2015	270	119,294.14	
1030044	1528233	5/26/2015	270	99,992.65	
1029979	1528186	5/26/2015	270	92,105.23	
1029952	1528162	5/26/2015	270	86,167.51	
1030043	1528232	5/26/2015	270	85,235.37	
1030069	1528251	5/26/2015	270	77,335.75	
1029977	1528184	5/26/2015	270	69,802.79	
1030072	1528260	5/26/2015	270	57,729.71	
1030042	1528231	5/26/2015	270	47,322.55	
1030052	1528238	5/26/2015	270	38,653.40	
1030055	1528240	5/26/2015	270	28,434.38	
1029970	1528177	5/26/2015	270	26,489.71	
1029946	142700505 AIRS TA	5/26/2015	270	26,279.74	
1030067	1528258	5/26/2015	270	11,753.12	
1029954	1528165	5/26/2015	270	11,655.05	
1030036	1528268	5/26/2015	270	10,000.00	
1030038	1528269	5/26/2015	270	10,000.00	
1029955	1528163	5/26/2015	270	9,374.39	
1030066	1528249	5/26/2015	270	9,320.00	
1030039	1528230	5/26/2015	270	8,154.76	
1030053	1528239	5/26/2015	270	6,701.00	
1030056	1528256	5/26/2015	270	6,653.19	
1029992	1528198	5/26/2015	270	6,565.00	
1029971	1528178	5/26/2015	270	5,394.87	
1030054	1528255	5/26/2015	270	3,265.18	
1030057	1528241	5/26/2015	270	3,223.71	
1030068	1528250	5/26/2015	270	3,124.00	
1029999	1528205	5/26/2015	270	3,064.00	
1030065	1528257	5/26/2015	270	2,607.17	
1030028	1528263	5/26/2015	270	1,941.00	
1029997	1528203	5/26/2015	270	1,510.00	
1029678	1528164	5/26/2015	270	1,025.00	
1029949	1528166	5/26/2015	270	700.00	
1030049	1528253	5/26/2015	270	640.65	
1030059	1528243	5/26/2015	270	630.00	
1029995	1528201	5/26/2015	270	564.25	

Run Date: 6/30/2015
 Run Time: 5:07:57PM

Demand Account Activity

Page: 330
 User: 0

Start Date: 7/1/2014 End Date: 6/30/2015

Jnl. Entry	Ref #	Trx. Date	Ledger	Debit Amount	Credit Amount
1029947	142700506 AIRS DE	5/26/2015	270	539.15	
1030058	1528242	5/26/2015	270	534.85	
1030046	1528252	5/26/2015	270	497.50	
1030029	1528264	5/26/2015	270	360.00	
1029972	1528179	5/26/2015	270	341.65	
1029993	1528199	5/26/2015	270	320.00	
1029996	1528202	5/26/2015	270	290.00	
1030025	1528261	5/26/2015	270	246.00	
1029998	1528204	5/26/2015	270	240.00	
1030035	1528267	5/26/2015	270	240.00	
1030060	1528244	5/26/2015	270	205.00	
1030034	1528266	5/26/2015	270	120.00	
1029974	1528181	5/26/2015	270	119.33	
1029994	1528200	5/26/2015	270	90.00	
1030031	1528265	5/26/2015	270	82.69	
1029973	1528180	5/26/2015	270	45.54	
1030064	1528248	5/26/2015	270	42.00	
1030063	1528247	5/26/2015	270	24.34	
1030062	1528246	5/26/2015	270	8.00	
1030061	1528245	5/26/2015	270	5.00	
1030037	142700509	5/26/2015	270		148,964,356.67
1030432	142700502	5/27/2015	270	99,384,774.99	
1030126	142700504 AIRS TA	5/27/2015	270	31,829,853.15	
1030106	143000503	5/27/2015	270	11,000,000.00	
1030141	1528313	5/27/2015	270	9,116,148.41	
1030485	1528373	5/27/2015	270	3,315,159.27	
1030481	1528372	5/27/2015	270	1,330,863.88	
1030504	1528387	5/27/2015	270	1,130,911.26	
1030457	1528361	5/27/2015	270	440,767.19	
1030509	1528376	5/27/2015	270	130,321.63	
1030498	1528384	5/27/2015	270	121,630.07	
1030513	1528377	5/27/2015	270	104,137.79	
1030502	1528374	5/27/2015	270	98,834.95	
1030497	1528383	5/27/2015	270	85,000.00	
1030462	1528363	5/27/2015	270	81,419.40	
1030393	1528331	5/27/2015	270	50,808.00	
1030132	1528306	5/27/2015	270	45,382.79	
1030506	1528375	5/27/2015	270	41,837.67	
1030453	1528360	5/27/2015	270	41,335.78	
1030142	1528314	5/27/2015	270	40,117.03	
1030464	1528364	5/27/2015	270	36,270.94	
1030127	1528302	5/27/2015	270	35,518.64	
1030136	142700506 AIRS DE	5/27/2015	270	28,050.00	
1030473	1528369	5/27/2015	270	27,204.77	
1030541	1528417	5/27/2015	270	21,904.66	
1030461	1528362	5/27/2015	270	20,840.39	
1030131	1528305	5/27/2015	270	17,689.02	
1030133	1528307	5/27/2015	270	14,803.20	
1030469	1528367	5/27/2015	270	11,845.82	
1030450	1528359	5/27/2015	270	11,650.00	
1030134	142700505 AIRS DE	5/27/2015	270	11,117.01	
1030465	1528365	5/27/2015	270	10,848.06	
1030494	1528381	5/27/2015	270	10,350.00	
1030149	1528318	5/27/2015	270	10,000.70	
1030493	1528380	5/27/2015	270	9,904.29	
1030492	1528379	5/27/2015	270	8,818.38	

Run Date: 6/30/2015
 Run Time: 5:07:57PM

Demand Account Activity

Page: 331
 User: 0

Start Date: 7/1/2014 End Date: 6/30/2015

Jnl. Entry	Ref #	Trx. Date	Ledger	Debit Amount	Credit Amount
1030128	1528303	5/27/2015	270	7,762.89	
1030544	1528418	5/27/2015	270	4,998.63	
1030448	1528358	5/27/2015	270	3,976.00	
1030135	1528308	5/27/2015	270	3,911.51	
1030151	1528320	5/27/2015	270	3,872.58	
1030130	1528304	5/27/2015	270	3,414.63	
1030121	1528299	5/27/2015	270	2,582.50	
1030138	1528310	5/27/2015	270	2,460.89	
1030507	1528388	5/27/2015	270	2,415.25	
1030137	1528309	5/27/2015	270	2,166.19	
1030517	1528378	5/27/2015	270	1,699.94	
1030123	1528301	5/27/2015	270	1,664.31	
1030512	1528390	5/27/2015	270	1,490.00	
1030496	1528382	5/27/2015	270	1,220.00	
1030479	1528371	5/27/2015	270	1,208.90	
1030152	1528322	5/27/2015	270	1,195.00	
1030153	1528323	5/27/2015	270	920.00	
1030476	1528370	5/27/2015	270	882.50	
1030150	1528319	5/27/2015	270	783.28	
1030139	1528311	5/27/2015	270	615.00	
1030148	1528321	5/27/2015	270	471.42	
1030539	1528416	5/27/2015	270	420.00	
1030140	1528312	5/27/2015	270	410.00	
1030501	1528386	5/27/2015	270	291.00	
1030155	1528324	5/27/2015	270	285.00	
1030514	1528391	5/27/2015	270	280.00	
1030500	1528385	5/27/2015	270	270.00	
1030467	1528366	5/27/2015	270	266.47	
1030144	1528315	5/27/2015	270	260.00	
1030122	1528300	5/27/2015	270	217.50	
1030510	1528389	5/27/2015	270	190.00	
1030516	1528392	5/27/2015	270	80.00	
1030471	1528368	5/27/2015	270	68.00	
1030145	1528316	5/27/2015	270	65.00	
1030545	1528419	5/27/2015	270	41.50	
1030146	1528317	5/27/2015	270	37.01	
1030519	1528393	5/27/2015	270	30.00	
1030345	1528329	5/27/2015	270	17.00	
1030108	1528298	5/27/2015	270	12.50	
1030125	DFA EFT REV 5/27/	5/27/2015	270		35,216.69
1030143	142700501	5/27/2015	270		3,000,000.00
1030438	142700508	5/27/2015	270		46,292,255.59
1030110	142700501	5/27/2015	270		9,116,148.41
1030111	142700502	5/27/2015	270		67,647,000.00
1030441	142700509	5/27/2015	270		10,000,000.00
1030443	142700510	5/27/2015	270		22,000,000.00
1031853	142700502	5/28/2015	270	99,723,438.89	
1031852	1528570	5/28/2015	270	54,645,591.51	
1030629	142700504 AIRS TA	5/28/2015	270	43,065,465.61	
1030612	143000504	5/28/2015	270	20,000,000.00	
1031755	1528485	5/28/2015	270	950,059.97	
1031844	1528567	5/28/2015	270	932,066.59	
1031772	1528495	5/28/2015	270	648,256.42	
1031894	1528605	5/28/2015	270	645,101.98	
1031762	1528487	5/28/2015	270	500,000.00	
1031752	1528482	5/28/2015	270	358,919.83	

Run Date: 6/30/2015
Run Time: 5:07:57PM

Demand Account Activity

Start Date: 7/1/2014 End Date: 6/30/2015

Page: 332
User: 0

Jnl. Entry	Ref #	Trx. Date	Ledger	Debit Amount	Credit Amount
1031751	1528481	5/28/2015	270	295,647.22	
1031779	1528569	5/28/2015	270	292,851.63	
1031819	1528550	5/28/2015	270	245,611.00	
1031895	1528606	5/28/2015	270	239,425.75	
1031767	1528491	5/28/2015	270	167,845.46	
1031896	1528607	5/28/2015	270	166,265.00	
1031766	1528490	5/28/2015	270	97,042.00	
1031818	1528549	5/28/2015	270	89,333.00	
1031846	1528572	5/28/2015	270	63,159.98	
1031835	1528564	5/28/2015	270	56,789.72	
1031824	1528555	5/28/2015	270	48,770.96	
1031760	1528486	5/28/2015	270	48,501.81	
1031775	1528498	5/28/2015	270	41,284.30	
1031897	1528608	5/28/2015	270	39,000.00	
1031773	1528496	5/28/2015	270	33,782.57	
1031764	1528489	5/28/2015	270	32,203.27	
1031770	1528493	5/28/2015	270	30,000.00	
1031843	1528571	5/28/2015	270	29,124.60	
1030633	142700508 AIRS DE	5/28/2015	270	28,750.00	
1031848	1528568	5/28/2015	270	28,165.70	
1030630	142700505 AIRS TA	5/28/2015	270	27,305.69	
1031753	1528483	5/28/2015	270	26,497.98	
1031769	1528492	5/28/2015	270	26,036.30	
1031754	1528484	5/28/2015	270	24,876.00	
1031820	1528551	5/28/2015	270	16,034.65	
1031858	1528576	5/28/2015	270	15,723.00	
1031847	1528573	5/28/2015	270	13,982.35	
1031849	1528575	5/28/2015	270	13,425.03	
1031889	1528600	5/28/2015	270	13,032.87	
1031738	1528468	5/28/2015	270	9,883.09	
1031739	1528469	5/28/2015	270	9,587.69	
1031859	1528577	5/28/2015	270	8,082.83	
1031841	1528585	5/28/2015	270	7,204.39	
1031823	1528554	5/28/2015	270	7,120.11	
1031821	1528552	5/28/2015	270	6,749.11	
1031733	1528463	5/28/2015	270	6,600.00	
1031850	1528574	5/28/2015	270	6,442.87	
1031825	1528556	5/28/2015	270	5,292.00	
1031891	1528602	5/28/2015	270	4,167.84	
1031811	1528542	5/28/2015	270	3,952.00	
1031826	1528557	5/28/2015	270	3,279.50	
1031892	1528603	5/28/2015	270	2,963.36	
1031829	1528560	5/28/2015	270	2,373.72	
1031893	1528604	5/28/2015	270	2,066.09	
1031828	1528559	5/28/2015	270	1,983.00	
1031813	1528544	5/28/2015	270	1,980.00	
1031822	1528553	5/28/2015	270	1,743.62	
1031827	1528558	5/28/2015	270	1,512.46	
1030632	142700507 AIRS DE	5/28/2015	270	1,432.87	
1031837	1528565	5/28/2015	270	1,126.60	
1031740	1528470	5/28/2015	270	1,125.00	
1031744	1528474	5/28/2015	270	800.00	
1031747	1528477	5/28/2015	270	800.00	
1030631	142700506 AIRS DE	5/28/2015	270	682.56	
1031830	1528561	5/28/2015	270	660.03	
1031840	1528566	5/28/2015	270	605.00	

Run Date: 6/30/2015
 Run Time: 5:07:57PM

Demand Account Activity

Start Date: 7/1/2014 End Date: 6/30/2015

Page: 333
 User: 0

Jnl. Entry	Ref #	Trx. Date	Ledger	Debit Amount	Credit Amount
1031742	1528472	5/28/2015	270	600.00	
1031771	1528494	5/28/2015	270	489.67	
1031749	1528479	5/28/2015	270	400.00	
1031814	1528545	5/28/2015	270	390.00	
1031815	1528546	5/28/2015	270	374.50	
1031812	1528543	5/28/2015	270	320.00	
1031745	1528475	5/28/2015	270	300.00	
1031734	1528464	5/28/2015	270	282.55	
1031735	1528465	5/28/2015	270	257.76	
1031748	1528478	5/28/2015	270	240.00	
1031763	1528488	5/28/2015	270	214.68	
1031890	1528601	5/28/2015	270	124.00	
1031741	1528471	5/28/2015	270	120.00	
1031831	1528562	5/28/2015	270	120.00	
1031743	1528473	5/28/2015	270	60.00	
1031746	1528476	5/28/2015	270	60.00	
1031750	1528480	5/28/2015	270	60.00	
1031816	1528547	5/28/2015	270	50.00	
1031776	1528499	5/28/2015	270	12.75	
1031774	1528497	5/28/2015	270	11.39	
1031737	1528467	5/28/2015	270	10.01	
1031736	1528466	5/28/2015	270	10.00	
1031842	1528586	5/28/2015	270	6.98	
1031817	1528548	5/28/2015	270	4.25	
1031833	1528563	5/28/2015	270	3.25	
1031728	142700501	5/28/2015	270		197,630,540.44
1030614	143000501	5/28/2015	270		3,091,000.00
1031880	DFA EFT REV 5/28/	5/28/2015	270		12,860.10
1031887	DFA EFT REV 5/28/	5/28/2015	270		200.61
1031902	142700515	5/28/2015	270		10,000,000.00
1032216	142700509	5/29/2015	270	109,416,184.45	
1032170	143000503	5/29/2015	270	15,000,000.00	
1032324	142700515	5/29/2015	270	13,000,000.00	
1032305	1528743	5/29/2015	270	8,044,353.65	
1032259	1528689	5/29/2015	270	5,111,381.77	
1032197	142700504 AIRS TA	5/29/2015	270	4,764,532.75	
1032263	1528691	5/29/2015	270	3,180,951.34	
1032257	1528687	5/29/2015	270	1,517,871.50	
1032274	1528697	5/29/2015	270	368,920.54	
1032260	1528690	5/29/2015	270	360,565.40	
1032290	1528713	5/29/2015	270	242,921.98	
1032309	1528744	5/29/2015	270	190,042.50	
1032231	1528666	5/29/2015	270	124,989.96	
1032179	142700502	5/29/2015	270	101,101.62	
1032275	1528698	5/29/2015	270	96,710.68	
1032278	1528701	5/29/2015	270	84,363.02	
1032188	1528635	5/29/2015	270	80,345.29	
1032280	1528703	5/29/2015	270	63,645.45	
1032178	1528630	5/29/2015	270	59,584.12	
1032277	1528700	5/29/2015	270	45,772.41	
1032256	1528686	5/29/2015	270	37,570.32	
1032279	1528702	5/29/2015	270	35,715.60	
1032292	1528714	5/29/2015	270	30,811.21	
1032190	1528636	5/29/2015	270	24,110.02	
1032203	1528645	5/29/2015	270	18,327.34	
1032281	1528704	5/29/2015	270	17,448.29	

Run Date: 6/30/2015
 Run Time: 5:07:57PM

Demand Account Activity

Page: 334
 User: 0

Start Date: 7/1/2014 End Date: 6/30/2015

Jnl. Entry	Ref #	Trx. Date	Ledger	Debit Amount	Credit Amount
1032273	1528696	5/29/2015	270	14,620.69	
1032243	1528717	5/29/2015	270	13,366.36	
1032202	142700505 AIRS TA	5/29/2015	270	13,288.25	
1032199	1528642	5/29/2015	270	13,149.35	
1032215	142700508 AIRS DE	5/29/2015	270	12,700.00	
1032186	1528634	5/29/2015	270	12,110.78	
1032224	1528659	5/29/2015	270	10,139.50	
1032198	1528641	5/29/2015	270	9,683.51	
1032306	1528738	5/29/2015	270	9,183.00	
1032258	1528688	5/29/2015	270	8,255.95	
1032185	1528633	5/29/2015	270	7,643.30	
1032267	1528737	5/29/2015	270	7,512.28	
1032213	142700506 AIRS DE	5/29/2015	270	6,960.66	
1032269	1528692	5/29/2015	270	6,496.61	
1032308	1528739	5/29/2015	270	5,825.00	
1032200	1528643	5/29/2015	270	4,540.00	
1032282	1528705	5/29/2015	270	4,212.65	
1032182	1528632	5/29/2015	270	4,159.00	
1032284	1528707	5/29/2015	270	3,583.53	
1032226	1528661	5/29/2015	270	3,470.00	
1032196	1528640	5/29/2015	270	3,326.02	
1032180	1528631	5/29/2015	270	3,137.68	
1032285	1528708	5/29/2015	270	2,811.00	
1031916	1528624	5/29/2015	270	2,539.06	
1032255	1528685	5/29/2015	270	2,155.23	
1032214	142700507 AIRS DE	5/29/2015	270	1,726.81	
1032283	1528706	5/29/2015	270	1,676.96	
1032201	1528644	5/29/2015	270	1,190.00	
1032272	1528695	5/29/2015	270	1,125.20	
1034519	Back Out Journal Er	5/29/2015	270	900.92	
1032312	1528745	5/29/2015	270	860.00	
1032225	1528660	5/29/2015	270	820.00	
1032227	1528662	5/29/2015	270	670.00	
1032228	1528663	5/29/2015	270	599.25	
1032177	1528629	5/29/2015	270	586.81	
1032294	1528715	5/29/2015	270	573.85	
1032230	1528665	5/29/2015	270	479.19	
1032295	1528716	5/29/2015	270	435.00	
1032286	1528709	5/29/2015	270	415.00	
1032172	1528625	5/29/2015	270	360.15	
1032175	1528628	5/29/2015	270	329.74	
1032174	1528627	5/29/2015	270	323.00	
1032271	1528694	5/29/2015	270	202.64	
1032173	1528626	5/29/2015	270	160.00	
1032229	1528664	5/29/2015	270	160.00	
1032193	1528638	5/29/2015	270	140.00	
1032287	1528710	5/29/2015	270	135.00	
1032311	1528740	5/29/2015	270	120.00	
1031914	1528741	5/29/2015	270	120.00	
1032270	1528693	5/29/2015	270	99.93	
1032195	1528639	5/29/2015	270	72.25	
1032288	1528711	5/29/2015	270	47.00	
1032303	1528742	5/29/2015	270	28.34	
1032289	1528712	5/29/2015	270	25.00	
1032191	1528637	5/29/2015	270	18.00	
1032176	142700501	5/29/2015	270		2,736,580.81

Run Date: 6/30/2015
 Run Time: 5:07:57PM

Demand Account Activity

Start Date: 7/1/2014 End Date: 6/30/2015

Page: 335
 User: 0

Jnl. Entry	Ref #	Trx. Date	Ledger	Debit Amount	Credit Amount
1032302	142700512	5/29/2015	270		159,816,752.18
1032307	8005900	5/29/2015	270		3,804.00
1033323	DFA EFT REV 6/3/1	5/29/2015	270		900.92
1032771	142700602	6/1/2015	270	45,000,000.00	
1032833	1528820	6/1/2015	270	2,762,000.00	
1032781	1528779	6/1/2015	270	1,541,606.06	
1032783	1528780	6/1/2015	270	465,441.81	
1032757	1528764	6/1/2015	270	312,547.14	
1032786	1528781	6/1/2015	270	272,012.10	
1032787	1528782	6/1/2015	270	196,866.77	
1032807	1528822	6/1/2015	270	61,743.66	
1032788	1528783	6/1/2015	270	59,973.52	
1032758	1528765	6/1/2015	270	46,213.97	
1032789	1528784	6/1/2015	270	39,190.00	
1032790	1528785	6/1/2015	270	37,011.36	
1032804	1528800	6/1/2015	270	35,887.15	
1032791	1528786	6/1/2015	270	30,460.00	
1032779	1528777	6/1/2015	270	14,348.85	
1032389	1528762	6/1/2015	270	5,400.00	
1032817	1528818	6/1/2015	270	4,307.50	
1032793	1528787	6/1/2015	270	3,854.00	
1032832	1528819	6/1/2015	270	3,495.00	
1032487	1528763	6/1/2015	270	3,263.52	
1032780	1528778	6/1/2015	270	1,620.25	
1032801	1528798	6/1/2015	270	927.75	
1032794	1528788	6/1/2015	270	867.49	
1032803	1528799	6/1/2015	270	857.50	
1032834	1528821	6/1/2015	270	743.49	
1032802	1528789	6/1/2015	270	500.00	
1032805	1528790	6/1/2015	270	330.00	
1032766	1528768	6/1/2015	270	200.00	
1032835	1528823	6/1/2015	270	115.50	
1032837	1528824	6/1/2015	270	57.75	
1032808	1528791	6/1/2015	270	52.00	
1032809	1528792	6/1/2015	270	35.31	
1032810	1528793	6/1/2015	270	8.00	
1032762	142700601	6/1/2015	270		2,214,000.00
1032775	142700604	6/1/2015	270		13,671,512.11
1032828	142700606	6/1/2015	270		17,000,000.00
1032831	142700607	6/1/2015	270		18,000,000.00
1033104	142700604 AIRS TA	6/2/2015	270	8,676,912.07	
1033192	1528909	6/2/2015	270	4,728,441.02	
1033215	1528930	6/2/2015	270	1,204,637.19	
1033113	1528834	6/2/2015	270	610,455.14	
1033118	1528835	6/2/2015	270	599,610.24	
1033119	1528836	6/2/2015	270	504,825.82	
1033217	1528931	6/2/2015	270	428,202.43	
1033239	1528951	6/2/2015	270	412,637.61	
1033161	1528878	6/2/2015	270	393,190.00	
1033120	1528837	6/2/2015	270	371,242.88	
1033121	1528838	6/2/2015	270	285,696.43	
1033211	1528926	6/2/2015	270	229,073.09	
1033122	1528839	6/2/2015	270	174,340.12	
1033218	1528932	6/2/2015	270	172,038.88	
1033123	1528840	6/2/2015	270	160,931.69	
1033124	1528841	6/2/2015	270	138,557.59	

Run Date: 6/30/2015
Run Time: 5:07:57PM

Demand Account Activity

Start Date: 7/1/2014 End Date: 6/30/2015

Page: 336
User: 0

Jnl. Entry	Ref #	Trx. Date	Ledger	Debit Amount	Credit Amount
1033125	1528842	6/2/2015	270	116,575.69	
1033164	1528881	6/2/2015	270	86,751.87	
1033219	1528933	6/2/2015	270	77,661.56	
1033204	1528927	6/2/2015	270	74,770.96	
1033249	1528969	6/2/2015	270	72,133.44	
1033144	1528843	6/2/2015	270	68,672.36	
1033145	1528844	6/2/2015	270	57,953.61	
1033160	1528877	6/2/2015	270	48,591.67	
1033220	1528934	6/2/2015	270	47,675.60	
1033221	1528935	6/2/2015	270	47,632.63	
1033146	1528845	6/2/2015	270	45,830.34	
1033194	1528911	6/2/2015	270	44,914.14	
1033147	1528846	6/2/2015	270	43,870.61	
1033105	142700605 AIRS TA	6/2/2015	270	43,770.44	
1033131	1528864	6/2/2015	270	40,536.85	
1033148	1528847	6/2/2015	270	39,275.90	
1033108	142700608 AIRS DE	6/2/2015	270	35,250.00	
1033136	1528869	6/2/2015	270	34,898.18	
1033140	1528873	6/2/2015	270	34,240.44	
1033130	1528863	6/2/2015	270	33,483.35	
1033149	1528848	6/2/2015	270	32,096.89	
1033139	1528872	6/2/2015	270	31,152.55	
1033150	1528849	6/2/2015	270	30,422.57	
1033163	1528880	6/2/2015	270	28,758.86	
1033151	1528850	6/2/2015	270	27,345.59	
1033152	1528851	6/2/2015	270	18,980.07	
1033153	1528852	6/2/2015	270	16,084.76	
1033253	1528971	6/2/2015	270	15,558.15	
1033154	1528853	6/2/2015	270	15,485.27	
1033137	1528870	6/2/2015	270	14,325.00	
1033191	1528908	6/2/2015	270	13,900.00	
1033226	1528940	6/2/2015	270	13,765.78	
1033107	142700607 AIRS DE	6/2/2015	270	13,394.54	
1033129	1528862	6/2/2015	270	12,900.00	
1033135	1528868	6/2/2015	270	12,750.00	
1033155	1528854	6/2/2015	270	12,405.00	
1033156	1528855	6/2/2015	270	12,395.71	
1033133	1528866	6/2/2015	270	12,125.00	
1033237	1528950	6/2/2015	270	12,026.20	
1033223	1528937	6/2/2015	270	10,740.00	
1033157	1528856	6/2/2015	270	9,791.02	
1033142	1528875	6/2/2015	270	8,525.00	
1033248	1528968	6/2/2015	270	8,003.00	
1033158	1528857	6/2/2015	270	7,357.36	
1033213	1528928	6/2/2015	270	6,205.26	
1033159	1528858	6/2/2015	270	5,628.90	
1033138	1528871	6/2/2015	270	5,058.50	
1033255	1528972	6/2/2015	270	4,990.73	
1033173	1528890	6/2/2015	270	4,520.59	
1033128	1528861	6/2/2015	270	4,379.00	
1033134	1528867	6/2/2015	270	4,190.25	
1033172	1528889	6/2/2015	270	4,179.65	
1033171	1528888	6/2/2015	270	3,933.02	
1033229	1528943	6/2/2015	270	3,762.50	
1033227	1528941	6/2/2015	270	3,679.99	
1033247	1528958	6/2/2015	270	3,403.25	

Run Date: 6/30/2015
 Run Time: 5:07:57PM

Demand Account Activity

Page: 337
 User: 0

Start Date: 7/1/2014 End Date: 6/30/2015

Jnl. Entry	Ref #	Trx. Date	Ledger	Debit Amount	Credit Amount
1033132	1528865	6/2/2015	270	3,359.75	
1033224	1528938	6/2/2015	270	3,270.01	
1033106	142700606 AIRS D€	6/2/2015	270	2,922.15	
1033143	1528876	6/2/2015	270	2,869.00	
1033240	1528952	6/2/2015	270	2,635.00	
1033230	1528944	6/2/2015	270	2,457.00	
1033222	1528936	6/2/2015	270	2,454.03	
1033242	1528954	6/2/2015	270	2,365.25	
1033252	1528960	6/2/2015	270	2,005.00	
1033257	1528976	6/2/2015	270	1,935.00	
1033264	1528977	6/2/2015	270	1,865.00	
1033170	1528887	6/2/2015	270	1,828.75	
1033231	1528945	6/2/2015	270	1,700.63	
1033225	1528939	6/2/2015	270	1,690.85	
1033169	1528886	6/2/2015	270	1,618.58	
1033168	1528885	6/2/2015	270	1,423.34	
1033195	1528912	6/2/2015	270	1,382.50	
1033167	1528884	6/2/2015	270	1,308.11	
1033232	1528946	6/2/2015	270	1,245.75	
1033196	1528913	6/2/2015	270	1,243.45	
1033166	1528883	6/2/2015	270	1,238.10	
1033228	1528942	6/2/2015	270	1,229.98	
1033162	1528879	6/2/2015	270	820.00	
1033244	1528965	6/2/2015	270	725.00	
1033256	1528962	6/2/2015	270	703.75	
1033141	1528874	6/2/2015	270	690.00	
1033246	1528967	6/2/2015	270	650.00	
1033193	1528910	6/2/2015	270	590.00	
1033235	1528956	6/2/2015	270	574.00	
1033241	1528953	6/2/2015	270	500.00	
1033254	1528961	6/2/2015	270	380.00	
1033165	1528882	6/2/2015	270	323.07	
1033245	1528966	6/2/2015	270	320.00	
1033250	1528959	6/2/2015	270	270.00	
1033265	1528978	6/2/2015	270	240.00	
1033127	1528860	6/2/2015	270	240.00	
1033214	1528929	6/2/2015	270	231.92	
1033251	1528970	6/2/2015	270	200.00	
1033243	1528955	6/2/2015	270	190.00	
1033233	1528947	6/2/2015	270	167.76	
1033234	1528948	6/2/2015	270	116.76	
1033238	1528957	6/2/2015	270	110.00	
1033258	1528963	6/2/2015	270	110.00	
1033126	1528859	6/2/2015	270	57.75	
1033236	1528949	6/2/2015	270	25.00	
1033109	8005904	6/2/2015	270		170,742.50
1033114	8005905	6/2/2015	270		10,326.00
1033099	142700601	6/2/2015	270		1,019,000.00
1033268	142700605	6/2/2015	270		2,870,908.33
1033116	142700602	6/2/2015	270		14,404,190.69
1033279	142700608	6/2/2015	270		2,000,000.00
1033296	143000604	6/3/2015	270	18,000,000.00	
1033311	142700605 AIRS TA	6/3/2015	270	11,028,397.84	
1033298	142700602	6/3/2015	270	4,000,000.00	
1033300	142700604	6/3/2015	270	4,000,000.00	
1033615	1529006	6/3/2015	270	1,770,282.28	

Run Date: 6/30/2015
 Run Time: 5:07:57PM

Demand Account Activity

Start Date: 7/1/2014 End Date: 6/30/2015

Page: 338
 User: 0

Jnl. Entry	Ref #	Trx. Date	Ledger	Debit Amount	Credit Amount
1033716	142700615	6/3/2015	270	1,400,000.00	
1033661	1529052	6/3/2015	270	1,066,831.29	
1033660	1529050	6/3/2015	270	609,856.78	
1033636	1529026	6/3/2015	270	575,336.00	
1033656	1529047	6/3/2015	270	374,785.43	
1033662	1529053	6/3/2015	270	164,174.16	
1033616	1529007	6/3/2015	270	156,986.23	
1033619	1529010	6/3/2015	270	131,447.00	
1033318	142700609 AIRS DE	6/3/2015	270	105,450.00	
1033663	1529054	6/3/2015	270	84,427.00	
1033324	1529002	6/3/2015	270	78,841.30	
1033664	1529055	6/3/2015	270	66,582.02	
1033632	1529024	6/3/2015	270	57,549.74	
1033613	1529004	6/3/2015	270	54,138.18	
1033634	1529056	6/3/2015	270	47,472.81	
1033313	142700606 AIRS TA	6/3/2015	270	45,566.05	
1033702	1529084	6/3/2015	270	35,903.94	
1033659	1529051	6/3/2015	270	25,723.51	
1033706	1529088	6/3/2015	270	19,251.42	
1033705	1529087	6/3/2015	270	17,747.15	
1033626	1529021	6/3/2015	270	17,441.00	
1033291	1528996	6/3/2015	270	15,566.01	
1033612	1529003	6/3/2015	270	14,489.32	
1033666	1529057	6/3/2015	270	11,490.48	
1033317	142700608 AIRS DE	6/3/2015	270	10,688.24	
1033698	1529080	6/3/2015	270	7,900.00	
1033649	1529040	6/3/2015	270	7,890.41	
1033657	1529048	6/3/2015	270	7,717.75	
1033289	1528994	6/3/2015	270	5,825.00	
1033290	1528995	6/3/2015	270	4,473.00	
1033617	1529008	6/3/2015	270	3,738.96	
1033703	1529085	6/3/2015	270	3,384.00	
1033650	1529041	6/3/2015	270	3,353.25	
1033620	1529011	6/3/2015	270	2,628.00	
1033668	1529058	6/3/2015	270	2,429.00	
1033618	1529009	6/3/2015	270	2,117.04	
1033652	1529043	6/3/2015	270	1,955.00	
1033669	1529059	6/3/2015	270	1,818.89	
1033633	1529025	6/3/2015	270	1,812.00	
1033287	1528993	6/3/2015	270	1,255.00	
1033316	142700607 AIRS DE	6/3/2015	270	1,192.31	
1033704	1529086	6/3/2015	270	1,165.00	
1033675	1529064	6/3/2015	270	1,000.00	
1033676	1529065	6/3/2015	270	915.00	
1033654	1529045	6/3/2015	270	784.00	
1033630	1529023	6/3/2015	270	762.50	
1033677	1529066	6/3/2015	270	755.07	
1033629	1529022	6/3/2015	270	703.80	
1033699	1529081	6/3/2015	270	700.00	
1033700	1529082	6/3/2015	270	420.00	
1033653	1529044	6/3/2015	270	370.00	
1033658	1529049	6/3/2015	270	339.50	
1033651	1529042	6/3/2015	270	270.00	
1033614	1529005	6/3/2015	270	166.07	
1033678	1529067	6/3/2015	270	155.63	
1033655	1529046	6/3/2015	270	120.00	

Run Date: 6/30/2015
 Run Time: 5:07:57PM

Demand Account Activity

Start Date: 7/1/2014 End Date: 6/30/2015

Page: 339
 User: 0

Jnl. Entry	Ref #	Trx. Date	Ledger	Debit Amount	Credit Amount
1033679	1529068	6/3/2015	270	54.49	
1033681	1529069	6/3/2015	270	36.00	
1033682	1529070	6/3/2015	270	8.00	
1033683	1529071	6/3/2015	270	8.00	
1033684	1529072	6/3/2015	270	4.00	
1033672	142700610	6/3/2015	270		17,379,600.36
1033688	142700613	6/3/2015	270		25,439,018.12
1033297	142700601	6/3/2015	270		1,770,282.28
1033299	142700603	6/3/2015	270		232,000.00
1034107	1529176	6/4/2015	270	41,857,053.32	
1033740	142700601	6/4/2015	270	15,661,000.95	
1033755	142700605 AIRS TA	6/4/2015	270	11,136,225.53	
1033738	143000603	6/4/2015	270	11,000,000.00	
1034145	1529206	6/4/2015	270	4,152,335.98	
1033742	142700603	6/4/2015	270	1,200,000.00	
1034106	1529175	6/4/2015	270	140,164.75	
1034113	1529201	6/4/2015	270	122,543.00	
1034179	1529236	6/4/2015	270	77,070.53	
1034109	1529178	6/4/2015	270	67,713.34	
1034105	1529174	6/4/2015	270	63,460.94	
1034104	1529173	6/4/2015	270	63,106.03	
1034135	1529203	6/4/2015	270	45,000.00	
1034097	1529167	6/4/2015	270	43,611.87	
1034137	1529204	6/4/2015	270	42,262.95	
1033769	1529126	6/4/2015	270	40,581.02	
1033768	1529125	6/4/2015	270	37,185.35	
1034069	1529141	6/4/2015	270	35,574.51	
1033767	1529124	6/4/2015	270	33,257.80	
1033774	1529130	6/4/2015	270	30,496.00	
1034134	1529202	6/4/2015	270	16,699.50	
1033766	1529123	6/4/2015	270	15,860.18	
1034144	1529208	6/4/2015	270	13,618.01	
1034098	1529168	6/4/2015	270	10,548.84	
1034165	1529225	6/4/2015	270	10,352.00	
1033764	1529121	6/4/2015	270	9,863.66	
1034070	1529142	6/4/2015	270	9,700.25	
1033773	1529129	6/4/2015	270	6,346.16	
1033750	1529110	6/4/2015	270	5,904.18	
1034155	1529217	6/4/2015	270	5,727.50	
1033763	1529120	6/4/2015	270	5,038.22	
1033762	1529119	6/4/2015	270	4,748.31	
1034072	1529144	6/4/2015	270	4,320.00	
1033761	1529118	6/4/2015	270	4,291.97	
1033760	1529117	6/4/2015	270	3,075.18	
1034156	1529218	6/4/2015	270	2,330.00	
1034099	1529169	6/4/2015	270	2,278.23	
1033759	1529116	6/4/2015	270	2,119.00	
1034108	1529177	6/4/2015	270	1,796.45	
1033765	1529122	6/4/2015	270	1,550.00	
1034139	1529205	6/4/2015	270	1,348.50	
1034095	1529166	6/4/2015	270	956.85	
1034153	1529216	6/4/2015	270	887.67	
1033754	1529112	6/4/2015	270	825.00	
1034073	1529145	6/4/2015	270	810.00	
1034071	1529143	6/4/2015	270	790.00	
1034175	1529230	6/4/2015	270	776.40	

Run Date: 6/30/2015
 Run Time: 5:07:57PM

Demand Account Activity

Start Date: 7/1/2014 End Date: 6/30/2015

Page: 340
 User: 0

Jnl. Entry	Ref #	Trx. Date	Ledger	Debit Amount	Credit Amount
1033758	1529115	6/4/2015	270	646.29	
1034102	1529172	6/4/2015	270	533.58	
1034094	1529165	6/4/2015	270	475.00	
1033775	1529131	6/4/2015	270	475.00	
1033757	1529114	6/4/2015	270	410.00	
1034101	1529171	6/4/2015	270	315.87	
1034074	1529146	6/4/2015	270	309.25	
1033776	1529132	6/4/2015	270	300.00	
1033756	1529113	6/4/2015	270	228.48	
1034100	1529170	6/4/2015	270	150.02	
1033752	1529111	6/4/2015	270	120.00	
1034075	1529147	6/4/2015	270	110.00	
1034067	1529139	6/4/2015	270	80.00	
1034140	1529207	6/4/2015	270	44.77	
1034176	1529231	6/4/2015	270	22.00	
1034178	1529234	6/4/2015	270	20.00	
1033736	1529233	6/4/2015	270	16.00	
1034177	1529232	6/4/2015	270	10.00	
1034077	DFA EFT REV 6/4/1	6/4/2015	270		12,072.48
1033741	142700602	6/4/2015	270		1,200,000.00
1033778	142700604	6/4/2015	270		57,358,712.22
1034123	142700609	6/4/2015	270		23,766,702.52
1034167	142700615	6/4/2015	270		3,000,000.00
1034512	142700603	6/5/2015	270	36,005,731.67	
1034495	142700602	6/5/2015	270	22,550,000.00	
1034540	142700612	6/5/2015	270	13,000,000.00	
1034492	143000603	6/5/2015	270	12,000,000.00	
1034524	142700611	6/5/2015	270	12,000,000.00	
1034504	142700605 AIRS TA	6/5/2015	270	6,062,777.88	
1034674	1529376	6/5/2015	270	997,000.00	
1034630	1529338	6/5/2015	270	524,643.52	
1034537	1529272	6/5/2015	270	380,000.00	
1034636	1529339	6/5/2015	270	269,423.07	
1034536	1529271	6/5/2015	270	268,416.00	
1034605	1529324	6/5/2015	270	237,456.39	
1034646	1529341	6/5/2015	270	164,194.80	
1034531	1529266	6/5/2015	270	160,000.00	
1034619	1529332	6/5/2015	270	145,110.20	
1034649	1529342	6/5/2015	270	134,356.40	
1034675	1529377	6/5/2015	270	132,722.37	
1034530	1529265	6/5/2015	270	112,742.47	
1034404	1529252	6/5/2015	270	76,200.00	
1034623	1529333	6/5/2015	270	71,743.00	
1034673	1529375	6/5/2015	270	68,458.21	
1034606	1529325	6/5/2015	270	63,191.85	
1034685	1529385	6/5/2015	270	56,983.32	
1034654	1529343	6/5/2015	270	55,942.81	
1034682	1529383	6/5/2015	270	50,000.00	
1034658	1529344	6/5/2015	270	43,820.21	
1034662	1529345	6/5/2015	270	41,174.22	
1034669	1529346	6/5/2015	270	39,970.86	
1034687	1529387	6/5/2015	270	35,811.86	
1034535	1529270	6/5/2015	270	34,462.45	
1034528	1529263	6/5/2015	270	30,904.10	
1034505	142700606 AIRS TA	6/5/2015	270	30,631.28	
1034688	1529388	6/5/2015	270	28,703.99	

Run Date: 6/30/2015
 Run Time: 5:07:57PM

Demand Account Activity

Start Date: 7/1/2014 End Date: 6/30/2015

Page: 341
 User: 0

Jnl. Entry	Ref #	Trx. Date	Ledger	Debit Amount	Credit Amount
1034510	142700609 AIRS D€	6/5/2015	270	28,650.00	
1034638	1529340	6/5/2015	270	26,457.55	
1034624	1529334	6/5/2015	270	18,920.74	
1034664	1529349	6/5/2015	270	18,805.75	
1034672	1529347	6/5/2015	270	18,561.46	
1034666	1529350	6/5/2015	270	16,638.73	
1034509	142700608 AIRS D€	6/5/2015	270	15,884.51	
1034653	1529351	6/5/2015	270	14,668.90	
1034660	1529348	6/5/2015	270	13,566.97	
1034403	1529251	6/5/2015	270	12,945.40	
1034534	1529269	6/5/2015	270	8,665.00	
1034676	1529378	6/5/2015	270	8,233.47	
1034689	1529389	6/5/2015	270	7,950.00	
1034677	1529379	6/5/2015	270	5,467.00	
1034655	1529352	6/5/2015	270	5,197.20	
1034545	1529279	6/5/2015	270	5,149.50	
1034656	1529353	6/5/2015	270	4,692.00	
1034659	1529354	6/5/2015	270	4,525.20	
1034565	1529293	6/5/2015	270	4,255.29	
1034626	1529335	6/5/2015	270	3,581.93	
1034661	1529355	6/5/2015	270	3,186.50	
1034189	1529245	6/5/2015	270	2,825.32	
1034599	1529318	6/5/2015	270	2,761.40	
1034628	1529336	6/5/2015	270	2,715.46	
1034690	1529390	6/5/2015	270	2,491.50	
1034508	142700607 AIRS D€	6/5/2015	270	2,284.11	
1034663	1529356	6/5/2015	270	2,251.54	
1034551	1529281	6/5/2015	270	2,045.00	
1034629	1529337	6/5/2015	270	1,851.27	
1034533	1529268	6/5/2015	270	1,735.51	
1034686	1529386	6/5/2015	270	1,264.00	
1034679	1529380	6/5/2015	270	1,165.00	
1034193	1529248	6/5/2015	270	1,070.00	
1034555	1529283	6/5/2015	270	861.75	
1034557	1529285	6/5/2015	270	800.00	
1034607	1529326	6/5/2015	270	714.25	
1034191	1529246	6/5/2015	270	650.00	
1034532	1529267	6/5/2015	270	575.03	
1034192	1529247	6/5/2015	270	560.00	
1034609	1529327	6/5/2015	270	525.00	
1034684	1529384	6/5/2015	270	420.00	
1034549	1529280	6/5/2015	270	420.00	
1034553	1529282	6/5/2015	270	400.00	
1034680	1529381	6/5/2015	270	360.00	
1034665	1529357	6/5/2015	270	295.00	
1034529	1529264	6/5/2015	270	265.26	
1034566	1529294	6/5/2015	270	216.75	
1034681	1529382	6/5/2015	270	181.75	
1034668	1529358	6/5/2015	270	150.00	
1034401	1529250	6/5/2015	270	130.00	
1034562	1529290	6/5/2015	270	80.00	
1034556	1529284	6/5/2015	270	80.00	
1034395	1529249	6/5/2015	270	65.00	
1034563	1529291	6/5/2015	270	42.65	
1034567	1529295	6/5/2015	270	17.00	
1034558	1529286	6/5/2015	270	8.00	

Run Date: 6/30/2015
 Run Time: 5:07:57PM

Demand Account Activity

Start Date: 7/1/2014 End Date: 6/30/2015

Page: 342
 User: 0

Jnl. Entry	Ref #	Trx. Date	Ledger	Debit Amount	Credit Amount
1034564	1529292	6/5/2015	270	4.25	
1034670	1529359	6/5/2015	270	4.00	
1034494	142700601	6/5/2015	270		8,498,000.00
1034190	DFA EFT REV 6/5/1	6/5/2015	270		6,612.43
1034548	142700613	6/5/2015	270		96,362,233.39
1034594	8005906	6/5/2015	270		900.92
1035086	1529462	6/8/2015	270	12,273,900.67	
1035136	Correct Journal Entr	6/8/2015	270	10,676,410.26	
1034716	143000613	6/8/2015	270	8,000,000.00	
1034733	142700605 AIRS TA	6/8/2015	270	3,196,916.88	
1035087	1529463	6/8/2015	270	459,124.43	
1034718	142700601	6/8/2015	270	442,727.00	
1035084	1529460	6/8/2015	270	310,594.67	
1034744	1529419	6/8/2015	270	187,458.30	
1035088	1529464	6/8/2015	270	135,253.45	
1034745	1529420	6/8/2015	270	120,879.42	
1035076	1529450	6/8/2015	270	118,468.39	
1034747	1529421	6/8/2015	270	73,392.06	
1034729	1529409	6/8/2015	270	44,817.39	
1034731	1529410	6/8/2015	270	44,484.94	
1035089	1529465	6/8/2015	270	33,787.55	
1034751	1529425	6/8/2015	270	29,039.18	
1035075	1529449	6/8/2015	270	24,971.19	
1034732	1529411	6/8/2015	270	24,170.03	
1034725	1529407	6/8/2015	270	23,968.70	
1034748	1529422	6/8/2015	270	22,529.08	
1034717	1529406	6/8/2015	270	20,548.31	
1035077	1529451	6/8/2015	270	18,793.71	
1034735	142700606 AIRS TA	6/8/2015	270	18,475.84	
1034734	1529412	6/8/2015	270	17,527.59	
1035090	1529466	6/8/2015	270	14,498.07	
1034742	142700608 AIRS DE	6/8/2015	270	13,500.00	
1035091	1529467	6/8/2015	270	9,251.47	
1035092	1529468	6/8/2015	270	7,898.57	
1035144	1529513	6/8/2015	270	7,250.00	
1035121	1529508	6/8/2015	270	5,825.00	
1035085	1529461	6/8/2015	270	5,648.17	
1034736	1529413	6/8/2015	270	5,617.31	
1034737	1529414	6/8/2015	270	5,369.05	
1035140	1529509	6/8/2015	270	4,875.50	
1034738	1529415	6/8/2015	270	4,743.85	
1035093	1529469	6/8/2015	270	4,366.50	
1034727	1529408	6/8/2015	270	4,045.00	
1035078	1529454	6/8/2015	270	3,512.75	
1034749	1529423	6/8/2015	270	3,324.23	
1034740	1529416	6/8/2015	270	2,867.75	
1035094	1529470	6/8/2015	270	2,220.75	
1035128	1529501	6/8/2015	270	2,203.07	
1035080	1529456	6/8/2015	270	2,185.00	
1034741	1529417	6/8/2015	270	2,065.75	
1035098	1529474	6/8/2015	270	1,963.00	
1035095	1529471	6/8/2015	270	1,546.03	
1035071	1529447	6/8/2015	270	1,051.85	
1034739	142700607 AIRS DE	6/8/2015	270	877.14	
1034743	1529418	6/8/2015	270	851.25	
1035072	1529448	6/8/2015	270	590.00	

Run Date: 6/30/2015
 Run Time: 5:07:57PM

Demand Account Activity

Page: 343
 User: 0

Start Date: 7/1/2014 End Date: 6/30/2015

Jnl. Entry	Ref #	Trx. Date	Ledger	Debit Amount	Credit Amount
1035096	1529472	6/8/2015	270	511.00	
1035081	1529457	6/8/2015	270	410.00	
1034707	1529452	6/8/2015	270	389.25	
1034750	1529424	6/8/2015	270	327.50	
1035079	1529455	6/8/2015	270	290.00	
1035130	1529503	6/8/2015	270	240.00	
1035097	1529473	6/8/2015	270	100.00	
1035073	1529453	6/8/2015	270	90.00	
1035129	1529502	6/8/2015	270	34.88	
1034700	1529401	6/8/2015	270	30.00	
1034704	DFA EFT REV 6/8/1	6/8/2015	270		10,484.00
1034719	142700602	6/8/2015	270		1,073,708.00
1034960	142700604	6/8/2015	270		5,461,307.22
1035132	142700610	6/8/2015	270		22,442,072.56
1035134	Back Out Journal Er	6/8/2015	270		3,196,916.88
1035148	142700611	6/8/2015	270		6,000,000.00
1035455	143000603	6/9/2015	270	8,000,000.00	
1035465	142700605 AIRS TA	6/9/2015	270	7,431,989.36	
1035476	1422700603	6/9/2015	270	4,529,714.80	
1035565	142700612	6/9/2015	270	4,000,000.00	
1035528	1529576	6/9/2015	270	3,597,543.07	
1035467	142700607 AIRS DE	6/9/2015	270	1,956,816.27	
1035456	142700601	6/9/2015	270	1,500,000.00	
1035510	1529559	6/9/2015	270	1,366,448.06	
1035554	1529602	6/9/2015	270	607,152.73	
1035551	1529599	6/9/2015	270	490,501.17	
1035527	1529575	6/9/2015	270	164,270.07	
1035615	1529645	6/9/2015	270	156,103.41	
1035555	1529603	6/9/2015	270	151,045.35	
1035529	1529577	6/9/2015	270	130,308.63	
1035480	1529532	6/9/2015	270	92,693.40	
1035481	1529533	6/9/2015	270	89,000.00	
1035556	1529604	6/9/2015	270	69,664.24	
1035526	1529574	6/9/2015	270	56,442.02	
1035542	1529590	6/9/2015	270	47,145.12	
1035482	1529534	6/9/2015	270	41,361.97	
1035620	1529646	6/9/2015	270	37,454.02	
1035552	1529600	6/9/2015	270	33,992.34	
1035557	1529605	6/9/2015	270	31,172.44	
1035483	1529535	6/9/2015	270	28,409.00	
1035612	1529639	6/9/2015	270	28,245.42	
1035491	1529543	6/9/2015	270	26,342.08	
1035573	1529610	6/9/2015	270	25,578.10	
1035469	142700609 AIRS DE	6/9/2015	270	17,750.00	
1035484	1529536	6/9/2015	270	17,345.71	
1035492	1529545	6/9/2015	270	16,971.38	
1035486	1529538	6/9/2015	270	14,960.65	
1035558	1529606	6/9/2015	270	14,804.93	
1035505	1529554	6/9/2015	270	14,768.00	
1035466	142700606 AIRS TA	6/9/2015	270	13,253.03	
1035487	1529539	6/9/2015	270	12,472.84	
1035508	1529557	6/9/2015	270	9,884.00	
1035509	1529558	6/9/2015	270	9,401.00	
1035531	1529579	6/9/2015	270	8,954.50	
1035506	1529555	6/9/2015	270	8,138.09	
1035488	1529540	6/9/2015	270	7,055.40	

Run Date: 6/30/2015
 Run Time: 5:07:57PM

Demand Account Activity

Start Date: 7/1/2014 End Date: 6/30/2015

Page: 344
 User: 0

Jnl. Entry	Ref #	Trx. Date	Ledger	Debit Amount	Credit Amount
1035544	1529592	6/9/2015	270	6,749.11	
1035530	1529578	6/9/2015	270	6,669.92	
1035577	1529612	6/9/2015	270	6,568.42	
1035545	1529593	6/9/2015	270	6,337.78	
1035485	1529537	6/9/2015	270	5,501.89	
1035626	1529656	6/9/2015	270	4,936.97	
1035543	1529591	6/9/2015	270	3,755.18	
1035478	1529530	6/9/2015	270	3,205.48	
1035518	1529566	6/9/2015	270	3,114.20	
1035479	1529531	6/9/2015	270	3,004.66	
1035519	1529567	6/9/2015	270	2,935.00	
1035560	1529608	6/9/2015	270	2,920.00	
1035507	1529556	6/9/2015	270	2,838.00	
1035536	1529584	6/9/2015	270	2,804.50	
1035559	1529607	6/9/2015	270	2,776.07	
1035538	1529586	6/9/2015	270	2,410.00	
1035553	1529601	6/9/2015	270	2,135.96	
1035617	1529640	6/9/2015	270	1,928.36	
1035489	1529541	6/9/2015	270	1,789.50	
1035511	1529560	6/9/2015	270	1,610.00	
1035633	142700620 AIRS DE	6/9/2015	270	1,500.56	
1035628	1400	6/9/2015	270	1,500.56	
1035535	1529583	6/9/2015	270	1,069.07	
1035625	1529648	6/9/2015	270	1,050.00	
1035570	1529609	6/9/2015	270	998.50	
1035624	1529653	6/9/2015	270	780.00	
1035613	1529654	6/9/2015	270	720.00	
1035468	142700608 AIRS DE	6/9/2015	270	708.32	
1035575	1529611	6/9/2015	270	642.50	
1035621	1529652	6/9/2015	270	625.00	
1035539	1529587	6/9/2015	270	470.00	
1035618	1529641	6/9/2015	270	450.00	
1035629	1529649	6/9/2015	270	425.00	
1035627	1529650	6/9/2015	270	400.00	
1035540	1529588	6/9/2015	270	264.25	
1035623	1529647	6/9/2015	270	260.00	
1035537	1529585	6/9/2015	270	220.00	
1035512	1529561	6/9/2015	270	100.00	
1035490	1529542	6/9/2015	270	91.39	
1035619	1529651	6/9/2015	270	80.00	
1035541	1529589	6/9/2015	270	70.00	
1035622	1529655	6/9/2015	270	4.00	
1035499	8005913	6/9/2015	270		5,465.09
1035457	142700602	6/9/2015	270		703,000.00
1035562	142700611	6/9/2015	270		33,422,365.95
1035631	Back Out Journal Er	6/9/2015	270		1,500.56
1035616	Correct Journal Entr	6/9/2015	270		1,500.56
1036061	142700602	6/10/2015	270	79,775,000.00	
1036076	142700610	6/10/2015	270	35,855,847.20	
1036058	143000603	6/10/2015	270	12,000,000.00	
1036095	1529684	6/10/2015	270	11,272,386.98	
1036174	142700614	6/10/2015	270	10,000,000.00	
1036173	142700613	6/10/2015	270	8,000,000.00	
1036071	142700605 AIRS TA	6/10/2015	270	6,635,663.92	
1036157	1529742	6/10/2015	270	6,320,639.92	
1036152	1529740	6/10/2015	270	2,696,614.71	

Run Date: 6/30/2015
 Run Time: 5:07:57PM

Demand Account Activity

Start Date: 7/1/2014 End Date: 6/30/2015

Page: 345
 User: 0

Jnl. Entry	Ref #	Trx. Date	Ledger	Debit Amount	Credit Amount
1036080	1529669	6/10/2015	270	265,144.61	
1036055	1529668	6/10/2015	270	249,419.39	
1036151	1529739	6/10/2015	270	94,914.00	
1036150	1529738	6/10/2015	270	80,194.00	
1036189	1529768	6/10/2015	270	75,000.00	
1036083	1529672	6/10/2015	270	57,332.00	
1036081	1529670	6/10/2015	270	50,898.06	
1036191	1529769	6/10/2015	270	49,840.10	
1036096	1529685	6/10/2015	270	44,389.58	
1036192	1529770	6/10/2015	270	42,292.85	
1036165	1529743	6/10/2015	270	38,594.18	
1036166	1529744	6/10/2015	270	37,613.47	
1036167	1529745	6/10/2015	270	31,041.19	
1036162	1529752	6/10/2015	270	27,036.84	
1036204	1529782	6/10/2015	270	21,605.70	
1036196	1529774	6/10/2015	270	18,503.95	
1036168	1529746	6/10/2015	270	16,859.91	
1036075	142700609 AIRS DE	6/10/2015	270	16,800.00	
1036082	1529671	6/10/2015	270	15,130.00	
1036102	1529691	6/10/2015	270	14,839.73	
1036072	142700606 AIRS TA	6/10/2015	270	9,801.17	
1036074	142700608 AIRS DE	6/10/2015	270	9,462.97	
1036194	1529772	6/10/2015	270	8,118.00	
1036193	1529771	6/10/2015	270	6,990.00	
1036160	1529750	6/10/2015	270	6,056.00	
1036084	1529673	6/10/2015	270	5,330.00	
1036155	1529741	6/10/2015	270	4,827.65	
1036110	1529698	6/10/2015	270	3,902.00	
1036085	1529674	6/10/2015	270	3,272.80	
1036086	1529675	6/10/2015	270	2,780.00	
1036087	1529676	6/10/2015	270	2,455.42	
1036184	1529783	6/10/2015	270	2,195.00	
1036112	1529700	6/10/2015	270	1,845.00	
1036088	1529677	6/10/2015	270	1,438.00	
1036089	1529678	6/10/2015	270	1,314.00	
1036163	1529753	6/10/2015	270	1,089.65	
1036195	1529773	6/10/2015	270	1,018.50	
1036164	1529754	6/10/2015	270	730.00	
1036170	1529747	6/10/2015	270	728.92	
1036090	1529679	6/10/2015	270	488.90	
1036114	1529702	6/10/2015	270	432.25	
1036156	1529748	6/10/2015	270	372.93	
1036113	1529701	6/10/2015	270	360.00	
1036073	142700607 AIRS DE	6/10/2015	270	324.25	
1036111	1529699	6/10/2015	270	320.00	
1036091	1529680	6/10/2015	270	300.00	
1036200	1529784	6/10/2015	270	280.00	
1036092	1529681	6/10/2015	270	200.00	
1036159	1529749	6/10/2015	270	99.92	
1036115	1529703	6/10/2015	270	70.00	
1036218	1529786	6/10/2015	270	47.50	
1036161	1529751	6/10/2015	270	38.55	
1036093	1529682	6/10/2015	270	36.00	
1036221	1529788	6/10/2015	270	29.75	
1036219	1529787	6/10/2015	270	8.50	
1036094	1529683	6/10/2015	270	8.00	

Run Date: 6/30/2015
 Run Time: 5:07:57PM

Demand Account Activity

Page: 346
 User: 0

Start Date: 7/1/2014 End Date: 6/30/2015

Jnl. Entry	Ref #	Trx. Date	Ledger	Debit Amount	Credit Amount
1036103	1529692	6/10/2015	270	5.00	
1036216	1529785	6/10/2015	270	4.25	
1036117	8005916	6/10/2015	270		216,062.77
1036060	142700601	6/10/2015	270		11,272,386.98
1036062	142700603	6/10/2015	270		98,775,000.00
1036172	142700613	6/10/2015	270		63,300,772.39
1037425	1529914	6/11/2015	270	161,730,419.51	
1037450	142700612	6/11/2015	270	75,000,000.00	
1037451	142700613	6/11/2015	270	42,000,000.00	
1037448	142700611	6/11/2015	270	20,000,000.00	
1036239	143000603	6/11/2015	270	14,000,000.00	
1036251	142700605 AIRS TA	6/11/2015	270	12,513,138.82	
1036240	142700601	6/11/2015	270	10,106,000.00	
1036236	1529804	6/11/2015	270	1,900,872.85	
1036271	1529818	6/11/2015	270	1,038,350.26	
1037400	1529869	6/11/2015	270	1,034,982.19	
1036272	1529819	6/11/2015	270	731,662.50	
1036233	1529801	6/11/2015	270	660,627.47	
1036264	1529812	6/11/2015	270	660,261.80	
1037405	1529870	6/11/2015	270	504,644.18	
1036256	1529805	6/11/2015	270	500,000.00	
1036257	1529806	6/11/2015	270	423,948.13	
1036282	1529830	6/11/2015	270	379,267.71	
1037414	1529874	6/11/2015	270	354,195.41	
1037410	1529871	6/11/2015	270	330,326.42	
1037415	1529875	6/11/2015	270	174,799.87	
1036258	1529807	6/11/2015	270	167,883.50	
1037417	1529876	6/11/2015	270	128,972.84	
1037385	1529868	6/11/2015	270	116,301.00	
1037419	1529878	6/11/2015	270	112,870.23	
1037437	1529916	6/11/2015	270	108,196.30	
1037411	1529872	6/11/2015	270	83,379.21	
1037394	1529887	6/11/2015	270	53,832.79	
1036259	1529808	6/11/2015	270	41,045.50	
1036260	1529809	6/11/2015	270	30,761.29	
1036232	1529800	6/11/2015	270	30,000.00	
1036265	1529813	6/11/2015	270	26,276.46	
1036275	1529821	6/11/2015	270	20,423.88	
1037404	1529879	6/11/2015	270	19,997.09	
1036234	1529802	6/11/2015	270	16,545.60	
1036255	142700609 AIRS D€	6/11/2015	270	16,000.00	
1037418	1529877	6/11/2015	270	13,516.88	
1036276	1529822	6/11/2015	270	13,167.66	
1036252	142700606 AIRS TA	6/11/2015	270	12,809.46	
1037407	1529880	6/11/2015	270	12,227.56	
1036235	1529803	6/11/2015	270	12,112.00	
1037408	1529881	6/11/2015	270	9,560.25	
1036289	1529831	6/11/2015	270	8,573.00	
1037460	1529928	6/11/2015	270	8,298.83	
1037389	1529882	6/11/2015	270	7,259.05	
1037431	1529909	6/11/2015	270	6,755.00	
1037390	1529883	6/11/2015	270	6,234.15	
1036262	1529810	6/11/2015	270	5,697.29	
1036253	142700607 AIRS D€	6/11/2015	270	5,347.09	
1037432	1529910	6/11/2015	270	5,321.96	
1037413	1529873	6/11/2015	270	4,033.41	

Run Date: 6/30/2015
 Run Time: 5:07:57PM

Demand Account Activity

Start Date: 7/1/2014 End Date: 6/30/2015

Page: 347
 User: 0

Jnl. Entry	Ref #	Trx. Date	Ledger	Debit Amount	Credit Amount
1036291	1529833	6/11/2015	270	3,785.00	
1037434	1529912	6/11/2015	270	3,763.00	
1036263	1529811	6/11/2015	270	3,206.81	
1037459	1529927	6/11/2015	270	2,379.10	
1037435	1529913	6/11/2015	270	2,330.00	
1037428	1529906	6/11/2015	270	1,777.00	
1037392	1529885	6/11/2015	270	1,356.15	
1036293	1529835	6/11/2015	270	1,268.00	
1037393	1529886	6/11/2015	270	1,130.00	
1036292	1529834	6/11/2015	270	730.00	
1036290	1529832	6/11/2015	270	680.00	
1037433	1529911	6/11/2015	270	520.00	
1036231	1529799	6/11/2015	270	480.00	
1037427	1529905	6/11/2015	270	480.00	
1036295	1529836	6/11/2015	270	190.00	
1037391	1529884	6/11/2015	270	106.61	
1037429	1529907	6/11/2015	270	65.00	
1036266	1529814	6/11/2015	270	17.00	
1036254	142700608 AIRS DE	6/11/2015	270	10.66	
1037430	1529908	6/11/2015	270	10.00	
1037426	1529904	6/11/2015	270	8.00	
1037436	1529915	6/11/2015	270	0.03	
1036280	DFA EFT REV 6/11/	6/11/2015	270		5,216.34
1036286	DFA EFT REV CC 6	6/11/2015	270		282.56
1036242	142700602	6/11/2015	270		12,933,000.00
1036269	142700603	6/11/2015	270		94,000,000.00
1036294	142700604	6/11/2015	270		15,321,084.27
1037406	142700610	6/11/2015	270		220,695,173.39
1037800	142700602	6/12/2015	270	252,112,965.42	
1037792	1529951	6/12/2015	270	36,899,369.63	
1037796	142700605 AIRS TA	6/12/2015	270	14,624,684.32	
1037841	1529990	6/12/2015	270	2,896,701.43	
1037843	1529992	6/12/2015	270	1,589,370.01	
1037805	1529955	6/12/2015	270	1,500,000.00	
1037856	1530005	6/12/2015	270	646,869.17	
1037857	1530006	6/12/2015	270	329,424.61	
1037842	1529991	6/12/2015	270	307,114.80	
1037831	1529981	6/12/2015	270	188,885.75	
1037858	1530007	6/12/2015	270	125,990.83	
1037852	1530001	6/12/2015	270	68,671.36	
1037853	1530002	6/12/2015	270	44,057.74	
1037829	1529979	6/12/2015	270	40,621.94	
1037797	142700606 AIRS TA	6/12/2015	270	29,743.34	
1037840	1529989	6/12/2015	270	25,973.66	
1037801	1529952	6/12/2015	270	22,900.65	
1037929	1530071	6/12/2015	270	16,584.40	
1037866	1530011	6/12/2015	270	12,847.20	
1037863	1530008	6/12/2015	270	11,708.60	
1037811	1529960	6/12/2015	270	10,632.18	
1037922	1530066	6/12/2015	270	9,319.20	
1037810	1529959	6/12/2015	270	8,499.56	
1037864	1530009	6/12/2015	270	8,323.35	
1037799	142700608 AIRS DE	6/12/2015	270	6,650.00	
1037867	1530012	6/12/2015	270	6,344.39	
1037854	1530003	6/12/2015	270	6,171.62	
1037869	1530014	6/12/2015	270	5,683.00	

Run Date: 6/30/2015
 Run Time: 5:07:57PM

Demand Account Activity

Start Date: 7/1/2014 End Date: 6/30/2015

Page: 348
 User: 0

Jnl. Entry	Ref #	Trx. Date	Ledger	Debit Amount	Credit Amount
1037820	1529969	6/12/2015	270	5,599.06	
1037798	142700607 AIRS DE	6/12/2015	270	5,542.70	
1037808	1529957	6/12/2015	270	5,462.00	
1037470	1529930	6/12/2015	270	5,131.59	
1037932	142700609 AIRS DE	6/12/2015	270	4,875.00	
1037802	1529953	6/12/2015	270	4,350.09	
1037809	1529958	6/12/2015	270	4,277.26	
1037803	1529954	6/12/2015	270	3,923.84	
1037889	1530022	6/12/2015	270	3,562.75	
1037930	1530069	6/12/2015	270	3,550.00	
1037872	1530015	6/12/2015	270	2,783.40	
1037874	1530016	6/12/2015	270	2,492.00	
1037851	1530000	6/12/2015	270	2,374.00	
1037885	1530024	6/12/2015	270	1,695.00	
1037828	1529978	6/12/2015	270	1,549.40	
1037806	1529962	6/12/2015	270	1,315.50	
1037928	1530068	6/12/2015	270	1,165.00	
1037472	1529932	6/12/2015	270	1,136.20	
1037925	1530067	6/12/2015	270	1,074.98	
1037807	1529956	6/12/2015	270	959.10	
1037906	1530049	6/12/2015	270	847.79	
1037865	1530010	6/12/2015	270	813.77	
1037901	1530044	6/12/2015	270	670.00	
1037910	1530053	6/12/2015	270	607.86	
1037924	1530061	6/12/2015	270	480.00	
1037887	1530021	6/12/2015	270	460.00	
1037830	1529980	6/12/2015	270	435.00	
1037474	1529934	6/12/2015	270	432.85	
1037927	1530063	6/12/2015	270	425.00	
1037911	1530054	6/12/2015	270	406.25	
1037890	1530026	6/12/2015	270	379.50	
1037909	1530052	6/12/2015	270	371.95	
1037473	1529933	6/12/2015	270	357.36	
1037916	1530059	6/12/2015	270	350.00	
1037907	1530050	6/12/2015	270	330.45	
1037888	1530025	6/12/2015	270	330.00	
1037912	1530055	6/12/2015	270	328.27	
1037904	1530047	6/12/2015	270	310.00	
1037876	1530017	6/12/2015	270	292.00	
1037891	1530023	6/12/2015	270	290.00	
1037923	1530060	6/12/2015	270	280.00	
1037918	1530064	6/12/2015	270	240.00	
1037926	1530062	6/12/2015	270	150.00	
1037878	1530018	6/12/2015	270	85.00	
1037892	1530027	6/12/2015	270	70.00	
1037881	1530019	6/12/2015	270	60.00	
1037855	1530004	6/12/2015	270	57.95	
1037850	1529999	6/12/2015	270	42.00	
1037905	1530048	6/12/2015	270	31.45	
1037908	1530051	6/12/2015	270	29.52	
1037902	1530045	6/12/2015	270	26.12	
1037471	1529931	6/12/2015	270	19.40	
1037903	1530046	6/12/2015	270	18.00	
1037868	1530013	6/12/2015	270	8.73	
1037884	1530020	6/12/2015	270	4.00	
1037819	DFA EFT REV 6/12/	6/12/2015	270		4,569.75

Run Date: 6/30/2015
 Run Time: 5:07:57PM

Demand Account Activity

Start Date: 7/1/2014 End Date: 6/30/2015

Page: 349
 User: 0

Jnl. Entry	Ref #	Trx. Date	Ledger	Debit Amount	Credit Amount
1037716	142700601	6/12/2015	270		36,899,369.63
1037880	142700604	6/12/2015	270		273,676,231.38
1037934	142700602	6/12/2015	270		4,000,000.00
1038314	142700610	6/15/2015	270	58,575,169.99	
1038298	14270061505EFT R	6/15/2015	270	43,884,023.59	
1038296	142700602	6/15/2015	270	28,000,000.00	
1038357	1530154	6/15/2015	270	3,332,779.45	
1038276	1530090	6/15/2015	270	983,365.51	
1038341	1530134	6/15/2015	270	676,796.60	
1038272	1530097	6/15/2015	270	571,404.52	
1038405	1530195	6/15/2015	270	494,757.02	
1038338	1530131	6/15/2015	270	477,560.91	
1038398	1530187	6/15/2015	270	441,000.00	
1038273	1530088	6/15/2015	270	382,681.38	
1038353	1530151	6/15/2015	270	182,065.69	
1038339	1530132	6/15/2015	270	120,492.42	
1038349	1530147	6/15/2015	270	112,535.44	
1038285	1530105	6/15/2015	270	111,380.82	
1038348	1530146	6/15/2015	270	88,588.00	
1038350	1530148	6/15/2015	270	74,823.09	
1038284	1530098	6/15/2015	270	72,219.88	
1038355	1530152	6/15/2015	270	70,000.00	
1038271	1530087	6/15/2015	270	62,061.85	
1038358	1530155	6/15/2015	270	59,196.71	
1038267	1530085	6/15/2015	270	53,444.29	
1038356	1530153	6/15/2015	270	40,101.83	
1038330	1530124	6/15/2015	270	35,221.82	
1038270	1530096	6/15/2015	270	33,400.35	
1038351	1530149	6/15/2015	270	31,657.14	
1038275	1530089	6/15/2015	270	24,647.66	
1038334	1530128	6/15/2015	270	23,181.67	
1038335	1530129	6/15/2015	270	15,046.13	
1038269	1530086	6/15/2015	270	14,717.57	
1038340	1530133	6/15/2015	270	14,288.26	
1038268	1530095	6/15/2015	270	12,126.72	
1038300	14270061507CC All	6/15/2015	270	11,808.98	
1038352	1530150	6/15/2015	270	10,985.51	
1038265	1530093	6/15/2015	270	5,477.88	
1038337	1530130	6/15/2015	270	5,469.00	
1038302	14270061509IRP C(6/15/2015	270	4,559.18	
1038395	1530185	6/15/2015	270	4,071.00	
1038266	1530094	6/15/2015	270	3,813.65	
1038396	1530186	6/15/2015	270	3,495.00	
1038291	1530111	6/15/2015	270	2,734.25	
1038292	1530112	6/15/2015	270	2,318.70	
1038288	1530108	6/15/2015	270	1,660.00	
1038263	1530092	6/15/2015	270	1,200.00	
1038264	1530084	6/15/2015	270	945.00	
1038329	1530123	6/15/2015	270	800.80	
1038333	1530127	6/15/2015	270	643.10	
1038328	1530122	6/15/2015	270	520.00	
1038286	1530106	6/15/2015	270	393.75	
1038277	1530091	6/15/2015	270	393.49	
1038373	1530168	6/15/2015	270	369.55	
1038289	1530109	6/15/2015	270	320.00	
1038290	1530110	6/15/2015	270	230.00	

Run Date: 6/30/2015
 Run Time: 5:07:57PM

Demand Account Activity

Start Date: 7/1/2014 End Date: 6/30/2015

Page: 350
 User: 0

Jnl. Entry	Ref #	Trx. Date	Ledger	Debit Amount	Credit Amount
1038331	1530125	6/15/2015	270	185.00	
1037944	1530078	6/15/2015	270	125.00	
1038287	1530107	6/15/2015	270	80.00	
1038262	1530083	6/15/2015	270	64.48	
1038301	14270061508IFTA C	6/15/2015	270	50.00	
1038332	1530126	6/15/2015	270	10.08	
1038299	8005921	6/15/2015	270		3,103.01
1038260	142700601	6/15/2015	270		8,688,000.00
1038297	142700603	6/15/2015	270		983,365.51
1038354	142700613	6/15/2015	270		41,000,000.00
1038382	142700614	6/15/2015	270		72,000,000.00
1038383	142700615	6/15/2015	270		15,941,566.92
1038728	142700605 AIRS TA	6/16/2015	270	148,622,716.05	
1038718	143000603	6/16/2015	270	8,000,000.00	
1038751	1530243	6/16/2015	270	2,749,524.84	
1038741	1530230	6/16/2015	270	2,101,132.50	
1038740	1530229	6/16/2015	270	2,019,052.50	
1038823	1530303	6/16/2015	270	1,595,357.91	
1038762	1530253	6/16/2015	270	1,524,012.02	
1038653	1530217	6/16/2015	270	1,342,089.94	
1038872	1530346	6/16/2015	270	1,000,000.00	
1038658	1530222	6/16/2015	270	250,536.82	
1038832	1530304	6/16/2015	270	192,288.96	
1038833	1530305	6/16/2015	270	178,836.28	
1038843	1530326	6/16/2015	270	129,315.00	
1038745	1530234	6/16/2015	270	126,553.57	
1038650	1530215	6/16/2015	270	119,923.61	
1038652	1530216	6/16/2015	270	101,175.82	
1038781	1530270	6/16/2015	270	86,600.54	
1038433	1530210	6/16/2015	270	58,703.01	
1038821	1530302	6/16/2015	270	57,107.47	
1038841	1530324	6/16/2015	270	48,438.37	
1038817	1530298	6/16/2015	270	36,486.28	
1038774	1530263	6/16/2015	270	35,883.54	
1038434	1530211	6/16/2015	270	27,921.85	
1038435	1530212	6/16/2015	270	23,944.49	
1038737	142700609 AIRS DE	6/16/2015	270	23,750.00	
1038852	1530335	6/16/2015	270	18,593.50	
1038831	1530306	6/16/2015	270	16,581.09	
1038655	1530219	6/16/2015	270	11,401.68	
1038656	1530220	6/16/2015	270	10,556.06	
1038730	142700606 AIRS TA	6/16/2015	270	10,216.74	
1038777	1530266	6/16/2015	270	8,515.00	
1038853	1530334	6/16/2015	270	7,575.38	
1038431	1530208	6/16/2015	270	5,359.59	
1038842	1530325	6/16/2015	270	4,615.00	
1038747	1530236	6/16/2015	270	4,200.00	
1038782	1530271	6/16/2015	270	3,988.91	
1038432	1530209	6/16/2015	270	3,870.12	
1038430	1530207	6/16/2015	270	3,471.24	
1038657	1530221	6/16/2015	270	3,138.24	
1038771	1530260	6/16/2015	270	2,869.00	
1038428	1530205	6/16/2015	270	2,740.34	
1038820	1530301	6/16/2015	270	2,623.44	
1038780	1530269	6/16/2015	270	2,532.23	
1038765	1530256	6/16/2015	270	2,235.50	

Run Date: 6/30/2015
 Run Time: 5:07:57PM

Demand Account Activity

Start Date: 7/1/2014 End Date: 6/30/2015

Page: 351
 User: 0

Jnl. Entry	Ref #	Trx. Date	Ledger	Debit Amount	Credit Amount
1038750	1530239	6/16/2015	270	2,220.00	
1038742	1530231	6/16/2015	270	2,123.43	
1038775	1530264	6/16/2015	270	2,114.00	
1038840	1530323	6/16/2015	270	1,988.14	
1038768	1530258	6/16/2015	270	1,855.00	
1038736	142700608 AIRS DE	6/16/2015	270	1,575.85	
1038761	1530252	6/16/2015	270	1,474.62	
1038773	1530262	6/16/2015	270	1,456.25	
1038746	1530235	6/16/2015	270	1,452.27	
1038779	1530268	6/16/2015	270	1,397.13	
1038778	1530267	6/16/2015	270	1,250.00	
1038772	1530261	6/16/2015	270	805.00	
1038714	1530223	6/16/2015	270	609.31	
1038748	1530237	6/16/2015	270	584.10	
1038776	1530265	6/16/2015	270	547.50	
1038850	1530332	6/16/2015	270	480.00	
1038851	1530333	6/16/2015	270	430.00	
1038744	1530233	6/16/2015	270	409.48	
1038743	1530232	6/16/2015	270	396.66	
1038429	1530206	6/16/2015	270	360.00	
1038770	1530259	6/16/2015	270	350.00	
1038844	1530327	6/16/2015	270	325.00	
1038763	1530254	6/16/2015	270	261.75	
1038849	1530331	6/16/2015	270	250.00	
1038654	1530218	6/16/2015	270	239.30	
1038767	1530257	6/16/2015	270	180.00	
1038845	1530328	6/16/2015	270	180.00	
1038787	1530278	6/16/2015	270	142.50	
1038427	1530204	6/16/2015	270	120.00	
1038731	142700607 AIRS DE	6/16/2015	270	117.68	
1038848	1530330	6/16/2015	270	103.00	
1038749	1530238	6/16/2015	270	100.00	
1038818	1530299	6/16/2015	270	65.00	
1038764	1530255	6/16/2015	270	60.00	
1038870	1530345	6/16/2015	270	58.00	
1038847	1530329	6/16/2015	270	47.50	
1038426	1530203	6/16/2015	270	44.69	
1038819	1530300	6/16/2015	270	29.14	
1038864	1530344	6/16/2015	270	10.00	
1038839	DFA EFT REV 6/16/	6/16/2015	270		8,069.01
1038720	142700601	6/16/2015	270		922,000.00
1038752	142700603	6/16/2015	270		139,286,331.02
1038815	142700612	6/16/2015	270		26,792,932.27
1038816	142700612	6/16/2015	270		3,000,000.00
1038904	142700605 AIRS TA	6/17/2015	270	56,354,883.34	
1039244	142700612	6/17/2015	270	27,000,000.00	
1038893	143000603	6/17/2015	270	13,000,000.00	
1038896	142700603	6/17/2015	270	13,000,000.00	
1039128	1530363	6/17/2015	270	4,321,149.85	
1039276	1530420	6/17/2015	270	2,756,555.66	
1039279	1530423	6/17/2015	270	1,748,186.07	
1039319	1530462	6/17/2015	270	1,327,188.00	
1039277	1530421	6/17/2015	270	614,484.63	
1039314	1530457	6/17/2015	270	545,303.81	
1039182	1530388	6/17/2015	270	509,027.94	
1039183	1530389	6/17/2015	270	284,357.96	

Run Date: 6/30/2015
 Run Time: 5:07:57PM

Demand Account Activity

Page: 352
 User: 0

Start Date: 7/1/2014 End Date: 6/30/2015

Jnl. Entry	Ref #	Trx. Date	Ledger	Debit Amount	Credit Amount
1039175	1530382	6/17/2015	270	220,305.45	
1039310	1530453	6/17/2015	270	165,799.83	
1038890	1530383	6/17/2015	270	155,658.42	
1039313	1530456	6/17/2015	270	150,464.88	
1039278	1530422	6/17/2015	270	144,665.93	
1039317	1530460	6/17/2015	270	143,131.36	
1039166	1530370	6/17/2015	270	135,427.27	
1039318	1530461	6/17/2015	270	107,034.00	
1039298	1530441	6/17/2015	270	89,332.00	
1039273	1530417	6/17/2015	270	50,301.16	
1039170	1530384	6/17/2015	270	47,505.78	
1039271	1530415	6/17/2015	270	43,773.76	
1039274	1530418	6/17/2015	270	41,575.59	
1039307	1530450	6/17/2015	270	39,253.32	
1038908	142700609 AIRS DE	6/17/2015	270	38,900.00	
1039174	1530385	6/17/2015	270	34,937.59	
1039177	1530386	6/17/2015	270	34,180.57	
1039180	1530387	6/17/2015	270	31,781.98	
1039168	1530371	6/17/2015	270	31,617.06	
1039165	1530378	6/17/2015	270	30,504.83	
1039275	1530419	6/17/2015	270	29,684.83	
1039167	1530379	6/17/2015	270	28,626.51	
1039127	1530362	6/17/2015	270	27,115.82	
1039352	1530493	6/17/2015	270	25,000.00	
1039349	1530491	6/17/2015	270	23,300.00	
1038905	142700606 AIRS TA	6/17/2015	270	14,936.81	
1039171	1530372	6/17/2015	270	14,267.23	
1039169	1530380	6/17/2015	270	11,606.85	
1039173	1530373	6/17/2015	270	11,095.09	
1039172	1530381	6/17/2015	270	10,438.42	
1039161	1530368	6/17/2015	270	10,173.00	
1039316	1530459	6/17/2015	270	9,340.12	
1039309	1530452	6/17/2015	270	8,709.43	
1039308	1530451	6/17/2015	270	7,782.72	
1039286	1530430	6/17/2015	270	6,520.58	
1039302	1530445	6/17/2015	270	5,931.20	
1039303	1530446	6/17/2015	270	5,073.88	
1039176	1530374	6/17/2015	270	4,924.85	
1039304	1530447	6/17/2015	270	4,556.87	
1039306	1530449	6/17/2015	270	4,412.62	
1039164	1530369	6/17/2015	270	3,855.85	
1039351	1530492	6/17/2015	270	3,763.00	
1039305	1530448	6/17/2015	270	3,442.50	
1038907	142700608 AIRS DE	6/17/2015	270	3,086.55	
1039129	1530364	6/17/2015	270	2,719.00	
1039158	1530365	6/17/2015	270	2,485.71	
1039372	1530500	6/17/2015	270	2,473.50	
1039178	1530375	6/17/2015	270	2,470.00	
1039272	1530416	6/17/2015	270	2,416.00	
1039162	1530376	6/17/2015	270	2,384.40	
1039159	1530366	6/17/2015	270	2,119.00	
1039312	1530455	6/17/2015	270	2,118.98	
1039284	1530428	6/17/2015	270	1,896.25	
1039315	1530458	6/17/2015	270	1,779.55	
1039301	1530444	6/17/2015	270	1,750.42	
1038906	142700607 AIRS DE	6/17/2015	270	1,709.47	

Run Date: 6/30/2015
 Run Time: 5:07:57PM

Demand Account Activity

Start Date: 7/1/2014 End Date: 6/30/2015

Page: 353
 User: 0

Jnl. Entry	Ref #	Trx. Date	Ledger	Debit Amount	Credit Amount
1038887	1530359	6/17/2015	270	1,680.00	
1039160	1530367	6/17/2015	270	1,572.12	
1039282	1530426	6/17/2015	270	1,490.00	
1039163	1530377	6/17/2015	270	1,286.38	
1039270	1530414	6/17/2015	270	1,111.05	
1039269	1530413	6/17/2015	270	595.00	
1039299	1530442	6/17/2015	270	340.00	
1039280	1530424	6/17/2015	270	294.25	
1039283	1530427	6/17/2015	270	280.00	
1039285	1530429	6/17/2015	270	150.00	
1039300	1530443	6/17/2015	270	130.00	
1039353	1530499	6/17/2015	270	80.00	
1039281	1530425	6/17/2015	270	70.00	
1039126	1530361	6/17/2015	270	9.00	
1039311	1530454	6/17/2015	270	8.24	
1039264	DFA EFT REV 6/17/	6/17/2015	270		10,265.93
1039185	142700604	6/17/2015	270		86,755,694.35
1038894	142700601	6/17/2015	270		1,127,000.00
1038895	142700602	6/17/2015	270		4,321,149.85
1039258	142700613	6/17/2015	270		31,845,524.86
1039814	1530600	6/18/2015	270	56,108,809.88	
1039418	143000603	6/18/2015	270	19,000,000.00	
1039716	142700605 AIRS TA	6/18/2015	270	15,016,863.97	
1039728	1530521	6/18/2015	270	1,900,635.95	
1039727	1530520	6/18/2015	270	1,790,515.00	
1039876	1530650	6/18/2015	270	1,166,665.61	
1039729	1530522	6/18/2015	270	629,800.61	
1039807	1530593	6/18/2015	270	350,919.98	
1039836	1530608	6/18/2015	270	344,735.92	
1039741	1530533	6/18/2015	270	218,249.10	
1039740	1530532	6/18/2015	270	197,678.71	
1039826	1530601	6/18/2015	270	150,569.47	
1039739	1530531	6/18/2015	270	136,494.54	
1039734	1530527	6/18/2015	270	125,847.94	
1039825	1530620	6/18/2015	270	107,000.00	
1039774	1530598	6/18/2015	270	95,862.59	
1039743	1530535	6/18/2015	270	91,698.92	
1039801	1530587	6/18/2015	270	81,697.87	
1039407	1530510	6/18/2015	270	39,192.00	
1039802	1530588	6/18/2015	270	38,936.76	
1039813	1530599	6/18/2015	270	36,007.70	
1039873	1530647	6/18/2015	270	33,835.12	
1039735	1530528	6/18/2015	270	33,800.00	
1039808	1530594	6/18/2015	270	33,181.64	
1039717	142700606 AIRS TA	6/18/2015	270	30,234.87	
1039730	1530523	6/18/2015	270	21,939.30	
1039803	1530589	6/18/2015	270	18,835.20	
1039719	142700608 AIRS D€	6/18/2015	270	18,493.19	
1039788	1530574	6/18/2015	270	18,324.89	
1039822	1530617	6/18/2015	270	17,740.42	
1039410	1530513	6/18/2015	270	12,775.00	
1039837	1530602	6/18/2015	270	12,303.06	
1039720	142700609 AIRS D€	6/18/2015	270	11,725.00	
1039742	1530534	6/18/2015	270	9,358.53	
1039721	142700610 AIRS D€	6/18/2015	270	8,565.00	
1039804	1530590	6/18/2015	270	7,870.09	

Run Date: 6/30/2015
 Run Time: 5:07:57PM

Demand Account Activity

Start Date: 7/1/2014 End Date: 6/30/2015

Page: 354
 User: 0

Jnl. Entry	Ref #	Trx. Date	Ledger	Debit Amount	Credit Amount
1039818	1530613	6/18/2015	270	7,774.25	
1039842	1530603	6/18/2015	270	7,723.84	
1039736	1530529	6/18/2015	270	7,392.00	
1039874	1530648	6/18/2015	270	6,385.82	
1039785	1530571	6/18/2015	270	4,990.73	
1039809	1530595	6/18/2015	270	4,494.13	
1039409	1530512	6/18/2015	270	4,152.50	
1039820	1530615	6/18/2015	270	3,970.00	
1039800	1530586	6/18/2015	270	3,952.49	
1039733	1530526	6/18/2015	270	3,940.13	
1039738	1530530	6/18/2015	270	3,391.52	
1039872	1530646	6/18/2015	270	3,250.00	
1039847	1530606	6/18/2015	270	3,194.11	
1039848	1530607	6/18/2015	270	3,183.92	
1039838	1530609	6/18/2015	270	2,910.00	
1039760	1530550	6/18/2015	270	2,500.00	
1039732	1530525	6/18/2015	270	1,478.40	
1039745	1530537	6/18/2015	270	1,364.53	
1039747	1530538	6/18/2015	270	1,344.73	
1039406	1530509	6/18/2015	270	900.00	
1039797	1530583	6/18/2015	270	864.65	
1039821	1530616	6/18/2015	270	770.00	
1039787	1530573	6/18/2015	270	720.95	
1039404	1530507	6/18/2015	270	660.00	
1039819	1530614	6/18/2015	270	630.00	
1039744	1530536	6/18/2015	270	596.64	
1039798	1530584	6/18/2015	270	555.00	
1039799	1530585	6/18/2015	270	528.00	
1039786	1530572	6/18/2015	270	490.00	
1039405	1530508	6/18/2015	270	480.00	
1039408	1530511	6/18/2015	270	405.00	
1039871	1530645	6/18/2015	270	370.00	
1039843	1530612	6/18/2015	270	244.75	
1039824	1530619	6/18/2015	270	240.00	
1039731	1530524	6/18/2015	270	123.77	
1039811	1530597	6/18/2015	270	118.44	
1039796	1530582	6/18/2015	270	105.96	
1039839	1530610	6/18/2015	270	60.00	
1039810	1530596	6/18/2015	270	50.47	
1039841	1530611	6/18/2015	270	50.00	
1039756	1530549	6/18/2015	270	48.50	
1039805	1530591	6/18/2015	270	43.26	
1039823	1530618	6/18/2015	270	34.88	
1039718	142700607 AIRS DE	6/18/2015	270	32.68	
1039806	1530592	6/18/2015	270	29.41	
1039789	1530575	6/18/2015	270	24.80	
1039403	1530506	6/18/2015	270	21.70	
1039790	1530576	6/18/2015	270	16.00	
1039791	1530577	6/18/2015	270	16.00	
1039792	1530578	6/18/2015	270	8.00	
1039793	1530579	6/18/2015	270	8.00	
1039794	1530580	6/18/2015	270	4.00	
1039795	1530581	6/18/2015	270	4.00	
1039775	DFA EFT REV 6/18/	6/18/2015	270		6,487.41
1039725	142700601	6/18/2015	270		269.10
1039737	142700602	6/18/2015	270		77,906,685.63

Run Date: 6/30/2015
 Run Time: 5:07:57PM

Demand Account Activity

Page: 355
 User: 0

Start Date: 7/1/2014 End Date: 6/30/2015

Jnl. Entry	Ref #	Trx. Date	Ledger	Debit Amount	Credit Amount
1039759	142700611	6/18/2015	270		19,901,677.16
1040262	142700613	6/19/2015	270	84,489,030.00	
1040358	Back Out Journal Er	6/19/2015	270	23,000,000.00	
1039924	143000604	6/19/2015	270	19,000,000.00	
1040333	1530784	6/19/2015	270	17,891,784.14	
1039923	143000603	6/19/2015	270	17,000,000.00	
1039939	142700605 AIRS TA	6/19/2015	270	7,615,345.17	
1039957	1530682	6/19/2015	270	5,918,980.13	
1040295	1530748	6/19/2015	270	4,694,352.09	
1039960	1530685	6/19/2015	270	4,215,341.15	
1040297	1530750	6/19/2015	270	3,172,375.54	
1039926	142700601	6/19/2015	270	3,000,000.00	
1039928	142700603	6/19/2015	270	880,000.00	
1040266	1530720	6/19/2015	270	501,319.73	
1040296	1530749	6/19/2015	270	284,985.93	
1039967	1530691	6/19/2015	270	195,051.01	
1040271	1530725	6/19/2015	270	191,457.92	
1040294	1530747	6/19/2015	270	156,962.94	
1040274	1530728	6/19/2015	270	79,472.47	
1040269	1530723	6/19/2015	270	73,414.87	
1039968	1530692	6/19/2015	270	67,944.21	
1039913	1530671	6/19/2015	270	58,295.05	
1039959	1530684	6/19/2015	270	49,964.74	
1040275	1530729	6/19/2015	270	44,273.19	
1040276	1530730	6/19/2015	270	43,726.58	
1039912	1530670	6/19/2015	270	37,352.12	
1039908	1530666	6/19/2015	270	33,446.77	
1039969	1530693	6/19/2015	270	31,282.33	
1040292	1530745	6/19/2015	270	29,495.43	
1039948	142700609 AIRS D€	6/19/2015	270	23,250.00	
1039942	142700606 AIRS TA	6/19/2015	270	22,812.30	
1040293	1530746	6/19/2015	270	19,436.77	
1039970	1530694	6/19/2015	270	18,157.18	
1039964	1530689	6/19/2015	270	13,930.02	
1039956	1530681	6/19/2015	270	12,068.39	
1040273	1530727	6/19/2015	270	11,191.80	
1039909	1530667	6/19/2015	270	8,905.02	
1039965	1530690	6/19/2015	270	8,343.99	
1039904	1530662	6/19/2015	270	7,441.00	
1040214	1530716	6/19/2015	270	6,108.18	
1039947	142700610 AIRS D€	6/19/2015	270	5,880.00	
1039992	1530715	6/19/2015	270	4,421.00	
1039962	1530687	6/19/2015	270	4,388.32	
1039958	1530683	6/19/2015	270	4,387.94	
1039963	1530688	6/19/2015	270	4,348.59	
1040267	1530721	6/19/2015	270	4,251.44	
1039914	1530672	6/19/2015	270	3,985.00	
1039910	1530668	6/19/2015	270	3,708.48	
1039946	142700608 AIRS D€	6/19/2015	270	3,169.02	
1039911	1530669	6/19/2015	270	2,792.88	
1040291	1530744	6/19/2015	270	2,765.25	
1040315	1530767	6/19/2015	270	2,416.00	
1040277	1530731	6/19/2015	270	1,950.77	
1039944	142700607 AIRS D€	6/19/2015	270	1,708.36	
1039990	1530713	6/19/2015	270	1,560.00	
1039901	1530659	6/19/2015	270	1,320.00	

Run Date: 6/30/2015
 Run Time: 5:07:57PM

Demand Account Activity

Start Date: 7/1/2014 End Date: 6/30/2015

Page: 356
 User: 0

Jnl. Entry	Ref #	Trx. Date	Ledger	Debit Amount	Credit Amount
1039903	1530661	6/19/2015	270	710.00	
1040337	1530785	6/19/2015	270	600.00	
1040270	1530724	6/19/2015	270	522.50	
1039884	1530658	6/19/2015	270	500.00	
1040268	1530722	6/19/2015	270	490.00	
1039988	1530711	6/19/2015	270	471.50	
1039991	1530714	6/19/2015	270	360.00	
1039989	1530712	6/19/2015	270	300.00	
1040289	1530742	6/19/2015	270	240.00	
1040272	1530726	6/19/2015	270	175.00	
1039902	1530660	6/19/2015	270	150.00	
1039955	1530680	6/19/2015	270	125.00	
1039987	1530710	6/19/2015	270	100.00	
1040339	1530787	6/19/2015	270	74.53	
1040338	1530786	6/19/2015	270	67.50	
1040290	1530743	6/19/2015	270	64.33	
1040288	1530741	6/19/2015	270	20.71	
1039961	1530686	6/19/2015	270	11.38	
1039952	DFA EFT REV 6/19/	6/19/2015	270		65,010.19
1039927	142700602	6/19/2015	270		4,215,341.15
1040263	142700614	6/19/2015	270		144,148,623.06
1040317	142700615	6/19/2015	270		23,000,000.00
1040336	Correct Journal Entr	6/19/2015	270		22,000,000.00
1040620	142700605 AIRS TA	6/22/2015	270	31,371,448.04	
1040597	143000603	6/22/2015	270	24,000,000.00	
1040765	142700603	6/22/2015	270	13,652,887.74	
1040740	1530874	6/22/2015	270	3,246,909.93	
1040731	1530865	6/22/2015	270	905,290.62	
1040598	142700601	6/22/2015	270	500,000.00	
1040706	1530842	6/22/2015	270	456,836.97	
1040787	1530917	6/22/2015	270	440,721.55	
1040360	1530814	6/22/2015	270	376,347.00	
1040736	1530877	6/22/2015	270	371,260.60	
1040739	1530873	6/22/2015	270	268,708.76	
1040705	1530845	6/22/2015	270	189,797.36	
1040707	1530843	6/22/2015	270	180,370.27	
1040374	1530817	6/22/2015	270	72,466.56	
1040733	1530871	6/22/2015	270	63,224.50	
1040737	1530872	6/22/2015	270	59,320.44	
1040720	1530858	6/22/2015	270	55,380.22	
1040709	1530844	6/22/2015	270	54,417.62	
1040710	1530847	6/22/2015	270	41,608.55	
1040708	1530846	6/22/2015	270	35,450.80	
1040674	1530823	6/22/2015	270	28,492.83	
1040666	142700606 AIRS TA	6/22/2015	270	28,111.88	
1040670	1530818	6/22/2015	270	17,319.63	
1040362	1530801	6/22/2015	270	16,724.00	
1040734	1530875	6/22/2015	270	15,731.29	
1040791	1530921	6/22/2015	270	15,432.40	
1040786	1530916	6/22/2015	270	10,816.00	
1040789	1530919	6/22/2015	270	9,986.00	
1040675	1530819	6/22/2015	270	9,651.74	
1040364	1530803	6/22/2015	270	6,749.11	
1040704	1530841	6/22/2015	270	5,819.92	
1040712	1530849	6/22/2015	270	5,400.07	
1040711	1530848	6/22/2015	270	4,918.50	

Run Date: 6/30/2015
 Run Time: 5:07:57PM

Demand Account Activity

Page: 357
 User: 0

Start Date: 7/1/2014 End Date: 6/30/2015

Jnl. Entry	Ref #	Trx. Date	Ledger	Debit Amount	Credit Amount
1040680	1530820	6/22/2015	270	3,643.73	
1040717	1530851	6/22/2015	270	3,632.00	
1040713	1530850	6/22/2015	270	3,213.00	
1040669	142700608 AIRS DE	6/22/2015	270	3,181.70	
1040621	1530822	6/22/2015	270	2,539.06	
1040672	142700610 AIRS DE	6/22/2015	270	2,175.00	
1040722	1530859	6/22/2015	270	2,005.75	
1040367	1530806	6/22/2015	270	1,705.43	
1040681	1530821	6/22/2015	270	1,467.40	
1040726	1530861	6/22/2015	270	1,210.00	
1040715	1530857	6/22/2015	270	1,041.30	
1040790	1530920	6/22/2015	270	894.05	
1040365	1530804	6/22/2015	270	890.00	
1040673	1530816	6/22/2015	270	720.00	
1040718	1530852	6/22/2015	270	678.84	
1040671	1530815	6/22/2015	270	650.00	
1040363	1530802	6/22/2015	270	623.00	
1040668	142700607 AIRS DE	6/22/2015	270	550.96	
1040729	1530863	6/22/2015	270	547.50	
1040724	1530856	6/22/2015	270	515.00	
1040732	1530866	6/22/2015	270	373.97	
1040788	1530918	6/22/2015	270	350.00	
1040728	1530862	6/22/2015	270	230.00	
1040719	1530853	6/22/2015	270	205.00	
1040725	1530860	6/22/2015	270	170.00	
1040730	1530864	6/22/2015	270	160.00	
1040735	1530876	6/22/2015	270	148.98	
1040723	1530855	6/22/2015	270	16.00	
1040721	1530854	6/22/2015	270	4.00	
1040702	DFA EFT REV 6/22/	6/22/2015	270		29,799.34
1040685	142700602	6/22/2015	270		75,512,179.94
1041133	142700604	6/23/2015	270	110,657,440.82	
1041161	142700606 AIRS TA	6/23/2015	270	85,843,553.86	
1041129	142700605	6/23/2015	270	15,000,000.00	
1041128	143000604	6/23/2015	270	12,000,000.00	
1041234	1531013	6/23/2015	270	8,680,393.27	
1041231	1531010	6/23/2015	270	3,508,801.35	
1041278	1531045	6/23/2015	270	1,639,235.23	
1041173	1530959	6/23/2015	270	1,114,383.00	
1041177	1530960	6/23/2015	270	1,088,815.00	
1041247	1531025	6/23/2015	270	916,371.19	
1041242	1531020	6/23/2015	270	665,448.49	
1040807	1530933	6/23/2015	270	450,000.00	
1041232	1531011	6/23/2015	270	201,509.60	
1041245	1531024	6/23/2015	270	196,761.05	
1041137	1530935	6/23/2015	270	168,152.50	
1041178	1530961	6/23/2015	270	100,000.00	
1041233	1531012	6/23/2015	270	99,462.67	
1041239	1531018	6/23/2015	270	84,625.42	
1041230	1531021	6/23/2015	270	72,673.28	
1041240	1531019	6/23/2015	270	54,765.30	
1041243	1531023	6/23/2015	270	44,887.45	
1041252	1531034	6/23/2015	270	40,299.93	
1041144	1530942	6/23/2015	270	37,692.15	
1041154	1530956	6/23/2015	270	33,408.41	
1041248	1531026	6/23/2015	270	32,058.00	

Run Date: 6/30/2015
 Run Time: 5:07:57PM

Demand Account Activity

Page: 358
 User: 0

Start Date: 7/1/2014 End Date: 6/30/2015

Jnl. Entry	Ref #	Trx. Date	Ledger	Debit Amount	Credit Amount
1041140	1530938	6/23/2015	270	30,470.71	
1041164	142700609 AIRS D€	6/23/2015	270	29,515.00	
1041170	1530952	6/23/2015	270	26,012.56	
1041244	1531031	6/23/2015	270	25,273.46	
1041153	1530947	6/23/2015	270	22,984.90	
1041167	1530951	6/23/2015	270	22,271.86	
1041276	1531044	6/23/2015	270	20,732.70	
1041236	1531015	6/23/2015	270	19,720.11	
1041343	1531080	6/23/2015	270	17,475.00	
1041241	1531022	6/23/2015	270	17,091.37	
1041162	142700607 AIRS TA	6/23/2015	270	15,500.72	
1041238	1531017	6/23/2015	270	15,475.95	
1041169	1530957	6/23/2015	270	14,990.22	
1041138	1530936	6/23/2015	270	14,785.04	
1041151	1530946	6/23/2015	270	14,281.63	
1041172	1530953	6/23/2015	270	14,107.48	
1041235	1531014	6/23/2015	270	11,538.21	
1041221	1531009	6/23/2015	270	11,145.63	
1041163	142700608 AIRS D€	6/23/2015	270	9,818.04	
1041139	1530937	6/23/2015	270	8,300.72	
1041273	1531043	6/23/2015	270	7,458.09	
1041141	1530939	6/23/2015	270	6,961.92	
1041237	1531016	6/23/2015	270	5,889.51	
1041174	1530954	6/23/2015	270	5,452.99	
1041145	1530943	6/23/2015	270	4,953.98	
1041345	1531081	6/23/2015	270	4,094.50	
1041250	1531027	6/23/2015	270	3,543.25	
1041303	1531092	6/23/2015	270	2,450.40	
1041270	1531042	6/23/2015	270	2,279.64	
1041259	1531038	6/23/2015	270	2,120.00	
1041255	1531036	6/23/2015	270	2,105.75	
1041249	1531033	6/23/2015	270	2,043.10	
1041165	142700610 AIRS D€	6/23/2015	270	1,935.00	
1041171	1530958	6/23/2015	270	1,650.00	
1041175	1530955	6/23/2015	270	1,600.00	
1041347	1531082	6/23/2015	270	1,577.04	
1041142	1530940	6/23/2015	270	1,486.22	
1041246	1531032	6/23/2015	270	865.00	
1041254	1531035	6/23/2015	270	820.00	
1041228	1531007	6/23/2015	270	579.77	
1041149	1530945	6/23/2015	270	568.36	
1041136	1530934	6/23/2015	270	559.37	
1041265	1531039	6/23/2015	270	400.00	
1041251	1531028	6/23/2015	270	292.80	
1041339	1531078	6/23/2015	270	240.00	
1041321	1531076	6/23/2015	270	180.00	
1041258	1531037	6/23/2015	270	170.00	
1041267	1531040	6/23/2015	270	159.75	
1041143	1530941	6/23/2015	270	155.11	
1041335	1531077	6/23/2015	270	102.04	
1041146	1530944	6/23/2015	270	85.62	
1041253	1531029	6/23/2015	270	80.00	
1041268	1531041	6/23/2015	270	60.00	
1041227	1531006	6/23/2015	270	52.72	
1041369	1531091	6/23/2015	270	20.00	
1041370	1531093	6/23/2015	270	12.00	

Run Date: 6/30/2015
 Run Time: 5:07:57PM

Demand Account Activity

Page: 359
 User: 0

Start Date: 7/1/2014 End Date: 6/30/2015

Jnl. Entry	Ref #	Trx. Date	Ledger	Debit Amount	Credit Amount
1041364	1531090	6/23/2015	270	10.00	
1041367	1531094	6/23/2015	270	8.00	
1041256	1531030	6/23/2015	270	8.00	
1041340	1531079	6/23/2015	270	6.48	
1041362	1531095	6/23/2015	270	4.25	
1041197	DFA EFT REV 6/23/	6/23/2015	270		9,581.54
1041131	142700601	6/23/2015	270		100,000.00
1041132	142700603	6/23/2015	270		1,940,000.00
1041134	142700605	6/23/2015	270		100,000.00
1041166	142700611	6/23/2015	270		182,362,160.87
1041200	142700614	6/23/2015	270		57,675,065.21
1041411	142700607	6/24/2015	270	62,603,341.67	
1041409	142700605 AIRS TA	6/24/2015	270	49,324,002.05	
1042275	1531148	6/24/2015	270	25,898,229.38	
1041390	143000612	6/24/2015	270	12,000,000.00	
1042283	1531156	6/24/2015	270	9,835,951.92	
1041431	1531128	6/24/2015	270	8,304,813.08	
1041389	143000603	6/24/2015	270	8,000,000.00	
1041395	142700604	6/24/2015	270	3,585,898.35	
1042284	1531157	6/24/2015	270	2,114,496.01	
1041652	1531137	6/24/2015	270	1,971,934.00	
1041650	1531135	6/24/2015	270	1,200,000.00	
1042285	1531158	6/24/2015	270	1,037,955.18	
1042370	1531202	6/24/2015	270	470,000.00	
1042389	1531220	6/24/2015	270	348,989.00	
1042286	1531159	6/24/2015	270	331,666.78	
1041430	1531127	6/24/2015	270	298,961.92	
1042280	1531153	6/24/2015	270	215,350.16	
1042282	1531155	6/24/2015	270	212,751.81	
1042281	1531154	6/24/2015	270	184,067.78	
1041433	1531129	6/24/2015	270	181,110.60	
1042380	1531206	6/24/2015	270	133,042.53	
1042373	1531211	6/24/2015	270	131,712.46	
1042401	1531235	6/24/2015	270	129,861.00	
1042369	1531210	6/24/2015	270	120,752.11	
1042391	1531221	6/24/2015	270	98,087.00	
1041651	1531136	6/24/2015	270	89,615.16	
1042368	1531200	6/24/2015	270	78,871.25	
1042366	1531201	6/24/2015	270	78,762.72	
1041436	1531132	6/24/2015	270	64,600.00	
1042377	1531214	6/24/2015	270	63,552.11	
1042382	1531217	6/24/2015	270	23,301.75	
1042387	1531209	6/24/2015	270	17,081.06	
1042376	1531213	6/24/2015	270	16,104.14	
1042279	1531152	6/24/2015	270	15,856.14	
1041437	1531133	6/24/2015	270	15,834.42	
1042392	1531222	6/24/2015	270	13,079.03	
1042374	1531212	6/24/2015	270	11,178.58	
1041438	1531134	6/24/2015	270	9,662.00	
1041434	1531130	6/24/2015	270	8,835.96	
1042404	1531236	6/24/2015	270	7,228.89	
1042386	1531208	6/24/2015	270	5,744.00	
1042379	1531215	6/24/2015	270	5,330.12	
1042372	1531203	6/24/2015	270	5,020.94	
1042274	1531147	6/24/2015	270	4,650.75	
1041653	1531138	6/24/2015	270	3,931.02	

Run Date: 6/30/2015
 Run Time: 5:07:57PM

Demand Account Activity

Start Date: 7/1/2014 End Date: 6/30/2015

Page: 360
 User: 0

Jnl. Entry	Ref #	Trx. Date	Ledger	Debit Amount	Credit Amount
1042277	1531150	6/24/2015	270	3,551.90	
1042367	1531199	6/24/2015	270	3,479.00	
1042375	1531204	6/24/2015	270	2,760.00	
1042365	1531198	6/24/2015	270	2,330.00	
1042271	1531145	6/24/2015	270	2,010.00	
1042388	1531219	6/24/2015	270	1,102.50	
1042400	1531231	6/24/2015	270	1,002.50	
1042384	1531218	6/24/2015	270	911.35	
1042276	1531149	6/24/2015	270	780.53	
1042360	1531197	6/24/2015	270	707.01	
1042381	1531216	6/24/2015	270	547.67	
1041435	1531131	6/24/2015	270	540.97	
1041410	142700606 AIRS DE	6/24/2015	270	420.00	
1042270	1531144	6/24/2015	270	390.00	
1042273	1531146	6/24/2015	270	370.00	
1041686	1531143	6/24/2015	270	349.50	
1042278	1531151	6/24/2015	270	250.08	
1042383	1531207	6/24/2015	270	180.00	
1042378	1531205	6/24/2015	270	110.00	
1041685	1531142	6/24/2015	270	80.00	
1041681	1531139	6/24/2015	270	47.50	
1041683	1531140	6/24/2015	270	21.25	
1041684	1531141	6/24/2015	270	12.00	
1041432	DFA EFT REV 6/24/	6/24/2015	270		5,516.98
1041391	142700601	6/24/2015	270		19,001,000.00
1041392	142700602	6/24/2015	270		6,574,375.88
1041393	142700603	6/24/2015	270		8,304,626.16
1042314	142700611	6/24/2015	270		4,001,972.60
1041425	142700610	6/24/2015	270		115,305,376.03
1042403	142700612	6/24/2015	270		38,000,000.00
1043545	142700603	6/25/2015	270	203,194,050.00	
1043602	1531372	6/25/2015	270	64,882,399.28	
1043541	142700605 AIRS TA	6/25/2015	270	32,868,691.31	
1043383	143000603	6/25/2015	270	15,000,000.00	
1043384	142700601	6/25/2015	270	3,000,000.00	
1043593	1531312	6/25/2015	270	2,245,582.50	
1043594	1531313	6/25/2015	270	2,133,762.50	
1043678	1531371	6/25/2015	270	1,294,019.44	
1043701	1531417	6/25/2015	270	995,000.00	
1043550	1531278	6/25/2015	270	515,988.83	
1043561	1531289	6/25/2015	270	508,075.20	
1043640	1531377	6/25/2015	270	392,939.36	
1043596	1531314	6/25/2015	270	272,017.29	
1043549	1531277	6/25/2015	270	238,639.83	
1043637	1531375	6/25/2015	270	227,321.12	
1043633	1531373	6/25/2015	270	214,543.31	
1043634	1531374	6/25/2015	270	214,338.35	
1043589	1531308	6/25/2015	270	201,355.86	
1043551	1531279	6/25/2015	270	182,000.00	
1043629	1531346	6/25/2015	270	124,045.41	
1043624	1531342	6/25/2015	270	122,918.00	
1043592	1531311	6/25/2015	270	106,868.57	
1043631	1531348	6/25/2015	270	104,054.11	
1043552	1531280	6/25/2015	270	103,343.79	
1043641	1531354	6/25/2015	270	91,323.47	
1043647	1531358	6/25/2015	270	82,246.13	

Run Date: 6/30/2015
Run Time: 5:07:57PM

Demand Account Activity

Start Date: 7/1/2014 End Date: 6/30/2015

Page: 361
User: 0

Jnl. Entry	Ref #	Trx. Date	Ledger	Debit Amount	Credit Amount
1043556	1531284	6/25/2015	270	76,235.88	
1043525	1531262	6/25/2015	270	58,882.33	
1043555	1531283	6/25/2015	270	38,919.00	
1043630	1531347	6/25/2015	270	37,729.95	
1043563	1531291	6/25/2015	270	35,211.36	
1043530	1531266	6/25/2015	270	28,507.92	
1043632	1531349	6/25/2015	270	24,548.24	
1043628	1531345	6/25/2015	270	24,350.74	
1043526	1531263	6/25/2015	270	20,000.00	
1043536	1531270	6/25/2015	270	15,966.32	
1043554	1531282	6/25/2015	270	15,155.48	
1043544	142700608 AIRS DE	6/25/2015	270	14,010.00	
1043543	142700607 AIRS DE	6/25/2015	270	13,350.00	
1043535	1531269	6/25/2015	270	12,585.46	
1043598	1531316	6/25/2015	270	11,654.89	
1043553	1531281	6/25/2015	270	11,627.96	
1043677	1531370	6/25/2015	270	11,570.00	
1043557	1531285	6/25/2015	270	9,900.00	
1043529	1531265	6/25/2015	270	9,359.00	
1043694	1531376	6/25/2015	270	9,106.28	
1043590	1531309	6/25/2015	270	8,227.82	
1043588	1531307	6/25/2015	270	7,857.00	
1043646	1531357	6/25/2015	270	7,504.75	
1043558	1531286	6/25/2015	270	6,810.84	
1043664	1531365	6/25/2015	270	6,567.25	
1043587	1531306	6/25/2015	270	6,358.91	
1043650	1531360	6/25/2015	270	6,057.17	
1043533	1531268	6/25/2015	270	5,952.22	
1043527	1531264	6/25/2015	270	5,240.00	
1043522	1531260	6/25/2015	270	4,475.00	
1043649	1531359	6/25/2015	270	4,230.00	
1043659	1531363	6/25/2015	270	3,505.00	
1043532	1531267	6/25/2015	270	3,341.48	
1043635	1531350	6/25/2015	270	3,178.04	
1043559	1531287	6/25/2015	270	3,139.19	
1043548	1531276	6/25/2015	270	2,895.92	
1043547	1531275	6/25/2015	270	2,211.88	
1043560	1531288	6/25/2015	270	2,140.00	
1043636	1531351	6/25/2015	270	1,215.95	
1043645	1531356	6/25/2015	270	1,007.50	
1043523	1531261	6/25/2015	270	1,005.00	
1043643	1531355	6/25/2015	270	712.50	
1043661	1531364	6/25/2015	270	680.00	
1043667	1531366	6/25/2015	270	510.00	
1042405	1531239	6/25/2015	270	500.00	
1043642	1531378	6/25/2015	270	500.00	
1043670	1531367	6/25/2015	270	433.75	
1043627	1531344	6/25/2015	270	422.00	
1043591	1531310	6/25/2015	270	300.00	
1043597	1531315	6/25/2015	270	275.25	
1042426	1531257	6/25/2015	270	195.00	
1043639	1531353	6/25/2015	270	125.00	
1043671	1531368	6/25/2015	270	70.00	
1043542	142700606 AIRS DE	6/25/2015	270	68.82	
1043700	1531416	6/25/2015	270	65.00	
1043519	1531258	6/25/2015	270	65.00	

Run Date: 6/30/2015
 Run Time: 5:07:57PM

Demand Account Activity

Start Date: 7/1/2014 End Date: 6/30/2015

Page: 362
 User: 0

Jnl. Entry	Ref #	Trx. Date	Ledger	Debit Amount	Credit Amount
1043520	1531259	6/25/2015	270	65.00	
1043676	1531369	6/25/2015	270	60.00	
1043654	1531362	6/25/2015	270	35.00	
1043562	1531290	6/25/2015	270	18.18	
1043625	1531343	6/25/2015	270	14.00	
1043651	1531361	6/25/2015	270	12.00	
1043638	1531352	6/25/2015	270	12.00	
1043515	142700602	6/25/2015	270		90,455.19
1043569	142700610	6/25/2015	270		12,000,000.00
1043623	142700613	6/25/2015	270		315,171,750.91
1043698	DFA EFT REV 6/25/	6/25/2015	270		22,328.20
1044057	142700612	6/26/2015	270	152,245,000.00	
1044167	Back Out Journal Er	6/26/2015	270	106,907,726.04	
1043730	142700602	6/26/2015	270	41,000,000.00	
1044048	142700605 AIRS TA	6/26/2015	270	35,759,085.82	
1044112	142700614	6/26/2015	270	27,000,000.00	
1044114	142700615	6/26/2015	270	24,000,000.00	
1043728	143000603	6/26/2015	270	13,000,000.00	
1044156	1531511	6/26/2015	270	5,496,161.07	
1044147	1531508	6/26/2015	270	3,666,472.29	
1044144	1531507	6/26/2015	270	1,552,545.20	
1044151	1531509	6/26/2015	270	1,468,915.76	
1044134	1531502	6/26/2015	270	1,133,008.37	
1044143	1531506	6/26/2015	270	1,061,059.61	
1043960	142700603	6/26/2015	270	795,013.70	
1044159	1531513	6/26/2015	270	445,498.54	
1044137	1531497	6/26/2015	270	441,780.03	
1044131	1531501	6/26/2015	270	400,358.00	
1044154	1531510	6/26/2015	270	399,770.62	
1044136	1531496	6/26/2015	270	265,980.71	
1044079	1531454	6/26/2015	270	228,507.50	
1043731	1531433	6/26/2015	270	222,048.50	
1044132	1531494	6/26/2015	270	222,029.00	
1044082	1531455	6/26/2015	270	209,897.50	
1044078	1531453	6/26/2015	270	203,235.84	
1044150	1531521	6/26/2015	270	191,405.31	
1044122	1531490	6/26/2015	270	170,000.00	
1044126	1531491	6/26/2015	270	170,000.00	
1044077	1531452	6/26/2015	270	162,712.34	
1043961	1531434	6/26/2015	270	157,095.00	
1044162	1531512	6/26/2015	270	99,591.31	
1044049	142700606 AIRS TA	6/26/2015	270	63,892.36	
1044135	1531495	6/26/2015	270	57,000.00	
1044052	142700609 AIRS DE	6/26/2015	270	27,350.00	
1044153	1531523	6/26/2015	270	24,550.80	
1044160	1531514	6/26/2015	270	23,111.42	
1044152	1531522	6/26/2015	270	20,835.20	
1044138	1531498	6/26/2015	270	16,290.91	
1044142	1531504	6/26/2015	270	11,507.48	
1044140	1531503	6/26/2015	270	10,612.65	
1044075	1531451	6/26/2015	270	7,361.00	
1044161	1531515	6/26/2015	270	4,491.00	
1044164	1531517	6/26/2015	270	3,479.48	
1044130	1531493	6/26/2015	270	3,375.18	
1044163	1531516	6/26/2015	270	3,243.76	
1044051	142700608 AIRS DE	6/26/2015	270	2,597.32	

Run Date: 6/30/2015
 Run Time: 5:07:57PM

Demand Account Activity

Start Date: 7/1/2014 End Date: 6/30/2015

Page: 363
 User: 0

Jnl. Entry	Ref #	Trx. Date	Ledger	Debit Amount	Credit Amount
1044080	1531449	6/26/2015	270	1,843.10	
1043722	1531430	6/26/2015	270	1,250.00	
1044081	1531450	6/26/2015	270	1,100.00	
1044128	1531500	6/26/2015	270	770.00	
1044050	142700607 AIRS DE	6/26/2015	270	569.01	
1044145	1531518	6/26/2015	270	538.04	
1044139	1531499	6/26/2015	270	410.00	
1044127	1531492	6/26/2015	270	160.00	
1044053	142700610 AIRS DE	6/26/2015	270	150.00	
1044141	1531505	6/26/2015	270	131.77	
1044146	1531519	6/26/2015	270	45.00	
1044149	1531520	6/26/2015	270	45.00	
1043723	1531431	6/26/2015	270	6.00	
1044055	DFA EFT REV 6/26/	6/26/2015	270		148,049.21
1043729	142700601	6/26/2015	270		106,907,726.04
1044076	142700613	6/26/2015	270		207,753,468.70
1044115	Correct Journal Entr	6/26/2015	270		106,907,726.04
1044681	142700613	6/29/2015	270	89,028,380.00	
1044587	142700605 AIRS TA	6/29/2015	270	23,890,755.79	
1044593	142700602	6/29/2015	270	17,981,100.02	
1044647	1531612	6/29/2015	270	11,547,152.89	
1044578	143000604	6/29/2015	270	10,000,000.00	
1044608	1531576	6/29/2015	270	1,074,175.56	
1044646	1531611	6/29/2015	270	693,792.12	
1044653	1531618	6/29/2015	270	467,109.80	
1044659	1531624	6/29/2015	270	284,362.86	
1044645	1531610	6/29/2015	270	130,951.74	
1044737	1531685	6/29/2015	270	125,000.00	
1044716	1531672	6/29/2015	270	123,000.00	
1044622	1531590	6/29/2015	270	112,818.98	
1044654	1531619	6/29/2015	270	105,693.61	
1044655	1531620	6/29/2015	270	71,264.19	
1044648	1531613	6/29/2015	270	67,923.38	
1044617	1531580	6/29/2015	270	41,409.00	
1044184	1531540	6/29/2015	270	38,892.34	
1044717	1531673	6/29/2015	270	35,000.00	
1044609	1531577	6/29/2015	270	32,274.65	
1044183	1531539	6/29/2015	270	28,531.81	
1044621	1531581	6/29/2015	270	27,881.71	
1044644	1531609	6/29/2015	270	25,744.58	
1044455	1531560	6/29/2015	270	22,226.01	
1044730	1531684	6/29/2015	270	18,899.98	
1044453	1531559	6/29/2015	270	16,862.62	
1044452	1531558	6/29/2015	270	16,636.36	
1044588	142700606 AIRS TA	6/29/2015	270	16,601.32	
1044613	1531578	6/29/2015	270	15,975.00	
1044649	1531614	6/29/2015	270	15,907.54	
1044458	1531561	6/29/2015	270	15,812.99	
1044460	1531562	6/29/2015	270	9,757.07	
1044611	1531584	6/29/2015	270	9,700.00	
1044592	142700609 AIRS DE	6/29/2015	270	9,550.00	
1044450	1531563	6/29/2015	270	9,101.00	
1044652	1531617	6/29/2015	270	7,014.69	
1044714	1531671	6/29/2015	270	7,000.00	
1044713	1531670	6/29/2015	270	6,224.50	
1044594	142700610 AIRS DE	6/29/2015	270	5,835.00	

Run Date: 6/30/2015
 Run Time: 5:07:57PM

Demand Account Activity

Page: 364
 User: 0

Start Date: 7/1/2014 End Date: 6/30/2015

Jnl. Entry	Ref #	Trx. Date	Ledger	Debit Amount	Credit Amount
1044616	1531579	6/29/2015	270	5,473.75	
1044185	1531541	6/29/2015	270	3,900.00	
1044656	1531621	6/29/2015	270	3,581.00	
1044451	1531564	6/29/2015	270	3,279.01	
1044650	1531615	6/29/2015	270	3,115.21	
1044610	1531583	6/29/2015	270	2,793.50	
1044651	1531616	6/29/2015	270	1,521.38	
1044591	142700608 AIRS DE	6/29/2015	270	1,353.29	
1044678	1531669	6/29/2015	270	1,165.00	
1044620	1531589	6/29/2015	270	1,020.00	
1044661	1531626	6/29/2015	270	912.50	
1044669	1531632	6/29/2015	270	820.00	
1044403	1531553	6/29/2015	270	724.90	
1044457	1531566	6/29/2015	270	599.20	
1044454	1531565	6/29/2015	270	390.04	
1044670	1531633	6/29/2015	270	361.90	
1044614	1531585	6/29/2015	270	360.00	
1044668	1531631	6/29/2015	270	338.99	
1044404	1531554	6/29/2015	270	300.00	
1044589	142700607 AIRS DE	6/29/2015	270	293.48	
1044618	1531588	6/29/2015	270	280.00	
1044601	1531582	6/29/2015	270	250.00	
1044660	1531625	6/29/2015	270	170.60	
1044181	1531537	6/29/2015	270	120.00	
1044658	1531623	6/29/2015	270	120.00	
1044657	1531622	6/29/2015	270	96.00	
1044459	1531567	6/29/2015	270	52.33	
1044405	1531555	6/29/2015	270	47.50	
1044671	1531634	6/29/2015	270	39.52	
1044672	1531635	6/29/2015	270	37.12	
1044449	1531557	6/29/2015	270	14.00	
1044600	1531538	6/29/2015	270	10.90	
1044406	1531556	6/29/2015	270	4.25	
1044602	DFA EFT REV 6/29/	6/29/2015	270		9,408.00
1044579	142700601	6/29/2015	270		6,917,000.00
1044682	142700614	6/29/2015	270		186.92
1044695	142700615	6/29/2015	270		69,077,035.16
1044595	142700603	6/29/2015	270		18,000,000.00
1044597	142700604	6/29/2015	270		125,000.00
1044725	142700617	6/29/2015	270		23,000,000.00
1044710	142700616	6/29/2015	270		39,000,000.00
1044797	142700605 AIRS TA	6/30/2015	270	11,784,660.11	
1045221	142700614	6/30/2015	270	8,000,000.00	
1045137	142700611	6/30/2015	270	5,532,507.11	
1044785	142700601	6/30/2015	270	4,103,076.71	
1045202	1531857	6/30/2015	270	1,983,000.00	
1045198	1531855	6/30/2015	270	135,158.00	
1045101	1531747	6/30/2015	270	123,631.24	
1045205	1531858	6/30/2015	270	104,068.00	
1045220	1531871	6/30/2015	270	94,451.19	
1045082	1531736	6/30/2015	270	81,580.09	
1045083	1531764	6/30/2015	270	50,007.75	
1045148	1531792	6/30/2015	270	34,074.20	
1045077	1531761	6/30/2015	270	34,024.40	
1045106	1531749	6/30/2015	270	30,000.00	
1044802	142700609 AIRS DE	6/30/2015	270	28,750.00	

Run Date: 6/30/2015
Run Time: 5:07:57PM

Demand Account Activity

Start Date: 7/1/2014 End Date: 6/30/2015

Page: 365
User: 0

Jnl. Entry	Ref #	Trx. Date	Ledger	Debit Amount	Credit Amount
1045114	1531752	6/30/2015	270	26,037.79	
1045089	1531739	6/30/2015	270	18,582.59	
1045209	1531859	6/30/2015	270	18,115.00	
1044769	1531723	6/30/2015	270	18,049.41	
1045195	1531844	6/30/2015	270	13,735.00	
1045216	1531870	6/30/2015	270	12,199.36	
1044798	142700606 AIRS TA	6/30/2015	270	10,414.76	
1045146	1531790	6/30/2015	270	8,500.00	
1044773	1531724	6/30/2015	270	8,082.83	
1044801	142700608 AIRS DE	6/30/2015	270	6,361.14	
1044803	142700610 AIRS DE	6/30/2015	270	6,240.00	
1045085	1531737	6/30/2015	270	5,110.00	
1045087	1531765	6/30/2015	270	5,102.44	
1045112	1531751	6/30/2015	270	5,025.13	
1045197	1531845	6/30/2015	270	4,756.50	
1044786	1531759	6/30/2015	270	4,571.00	
1045086	1531738	6/30/2015	270	4,204.50	
1045105	1531756	6/30/2015	270	2,781.40	
1045204	1531849	6/30/2015	270	2,769.00	
1045201	1531847	6/30/2015	270	2,532.50	
1045147	1531791	6/30/2015	270	2,416.00	
1045075	1531760	6/30/2015	270	2,255.00	
1045098	1531746	6/30/2015	270	1,952.50	
1045108	1531757	6/30/2015	270	1,845.00	
1044777	1531741	6/30/2015	270	1,705.00	
1045091	1531740	6/30/2015	270	1,310.00	
1045103	1531748	6/30/2015	270	1,271.95	
1044718	1531713	6/30/2015	270	1,200.00	
1045203	1531848	6/30/2015	270	1,165.00	
1045080	1531762	6/30/2015	270	1,150.00	
1044751	1531719	6/30/2015	270	1,000.00	
1044745	1531726	6/30/2015	270	900.00	
1045208	1531852	6/30/2015	270	801.22	
1044799	142700607 AIRS DE	6/30/2015	270	755.26	
1044739	1531714	6/30/2015	270	750.00	
1045084	1531742	6/30/2015	270	708.40	
1045079	1531735	6/30/2015	270	705.62	
1045122	1531853	6/30/2015	270	704.00	
1044758	1531720	6/30/2015	270	680.00	
1045206	1531850	6/30/2015	270	610.00	
1044741	1531715	6/30/2015	270	600.00	
1044765	1531721	6/30/2015	270	575.00	
1045145	1531789	6/30/2015	270	550.00	
1045100	1531755	6/30/2015	270	540.00	
1045207	1531851	6/30/2015	270	525.00	
1044744	1531716	6/30/2015	270	475.00	
1045096	1531754	6/30/2015	270	363.75	
1044766	1531722	6/30/2015	270	360.00	
1044775	1531725	6/30/2015	270	336.49	
1044746	1531717	6/30/2015	270	260.00	
1045113	1531773	6/30/2015	270	250.00	
1045094	1531753	6/30/2015	270	240.00	
1045081	1531763	6/30/2015	270	200.00	
1044749	1531718	6/30/2015	270	200.00	
1045194	1531843	6/30/2015	270	130.00	
1045109	1531750	6/30/2015	270	100.00	

Run Date: 6/30/2015
Run Time: 5:07:57PM

Demand Account Activity

Start Date: 7/1/2014 End Date: 6/30/2015

Page: 366
User: 0

Jnl. Entry	Ref #	Trx. Date	Ledger	Debit Amount	Credit Amount	
1045095	1531745	6/30/2015	270	35.00		
1045110	1531758	6/30/2015	270	30.00		
1045199	1531846	6/30/2015	270	22.50		
1045088	1531743	6/30/2015	270	12.00		
1045092	1531744	6/30/2015	270	12.00		
1045200	1531856	6/30/2015	270	8.50		
1045196	1531854	6/30/2015	270	6.00		
1045078	1531734	6/30/2015	270	0.02		
1045213	142700614	6/30/2015	270		32,405,679.69	
1044787	142700602	6/30/2015	270		101,609.63	
1044804	142700604	6/30/2015	270		0.02	
Totals for: 270 - Bank Of America				Count: 18,714	36,047,228,449.82	36,082,586,208.70

Run Date: 6/30/2015
 Run Time: 5:07:57PM

Demand Account Activity

Start Date: 7/1/2014 End Date: 6/30/2015

Page: 367
 User: 0

Jnl. Entry	Ref #	Trx. Date	Ledger	Debit Amount	Credit Amount
<u>280 - Centennial Bank</u>					
914989	1501329	7/21/2014	280	7,142.93	
928655	1504281	8/21/2014	280	7,382.55	
941584	1507428	9/26/2014	280	7,384.11	
954729	1510427	10/29/2014	280	7,147.43	
964215	1512747	11/26/2014	280	7,387.20	
973092	1514907	12/22/2014	280	7,150.42	
986500	1517911	1/28/2015	280	7,390.29	
995584	1520081	2/24/2015	280	7,391.86	
995836	142700212	2/24/2015	280		20,000,000.00
996248	142700206	2/25/2015	280	20,000,000.00	
1006979	1522768	3/25/2015	280	6,540.95	
1009150	142700302	4/1/2015	280		30,000,000.00
1010647	142700402	4/2/2015	280	30,000,000.00	
1016045	1524878	4/17/2015	280	7,394.81	
1016360	142700417	4/20/2015	280		12,000,000.00
1017274	142700411	4/21/2015	280		12,000,000.00
1017645	142700408	4/22/2015	280		8,000,000.00
1018139	142700410	4/23/2015	280	30,000,000.00	
1018044	142700407	4/23/2015	280	8,000,000.00	
1018481	142700407	4/24/2015	280		20,000,000.00
1018862	142700403	4/27/2015	280		10,000,000.00
1021231	142700417	4/30/2015	280	18,000,000.00	
1022417	142700415	5/5/2015	280		2,000,000.00
1022446	142700420	5/5/2015	280		500,000.00
1022893	142700511	5/6/2015	280	5,000,000.00	
1022899	142700518	5/6/2015	280	1,000,000.00	
1023303	142700504	5/7/2015	280		27,000,000.00
1023782	142700507	5/8/2015	280	6,000,000.00	
1024613	142700516	5/12/2015	280	11,000,000.00	
1025087	142700510	5/13/2015	280	12,000,000.00	
1026759	142700511	5/14/2015	280		33,000,000.00
1027203	142700511	5/15/2015	280	60,000,000.00	
1027657	142700509	5/18/2015	280		31,000,000.00
1028228	142700515	5/19/2015	280	30,000,000.00	
1028750	142700515	5/20/2015	280		48,000,000.00
1029175	142700513	5/21/2015	280	60,000,000.00	
1029650	142700510	5/22/2015	280		51,000,000.00
1030033	142700508	5/26/2015	280		15,000,000.00
1030443	142700510	5/27/2015	280	22,000,000.00	
1031902	142700515	5/28/2015	280	10,000,000.00	
1031804	1528579	5/28/2015	280	5,705.74	
1032324	142700515	5/29/2015	280		13,000,000.00
1032831	142700607	6/1/2015	280	18,000,000.00	
1033279	142700608	6/2/2015	280	2,000,000.00	
1034167	142700615	6/4/2015	280	3,000,000.00	
1034540	142700612	6/5/2015	280		13,000,000.00
1035148	142700611	6/8/2015	280	6,000,000.00	
1035632	142300602	6/9/2015	280	8,000,000.00	
1035565	142700612	6/9/2015	280		4,000,000.00
1036215	142300601	6/10/2015	280	7,000,000.00	
1036174	142700614	6/10/2015	280		10,000,000.00
1037451	142700613	6/11/2015	280		42,000,000.00
1037934	142700602	6/12/2015	280	4,000,000.00	
1038354	142700613	6/15/2015	280	41,000,000.00	
1038816	142700612	6/16/2015	280	3,000,000.00	

Run Date: 6/30/2015
Run Time: 5:07:57PM

Demand Account Activity

Start Date: 7/1/2014 End Date: 6/30/2015

Page: 368
User: 0

Jnl. Entry	Ref #	Trx. Date	Ledger	Debit Amount	Credit Amount	
1039244	142700612	6/17/2015	280		27,000,000.00	
1040317	142700615	6/19/2015	280	23,000,000.00		
1040336	Correct Journal Entr	6/19/2015	280	22,000,000.00		
1040358	Back Out Journal Er	6/19/2015	280		23,000,000.00	
1040792	142300601	6/22/2015	280	2,000,000.00		
1041225	1531004	6/23/2015	280	6,216.09		
1042403	142700612	6/24/2015	280	38,000,000.00		
1043691	142300401	6/25/2015	280	8,000,000.00		
1043584	142800601	6/25/2015	280		63,000,000.00	
1044112	142700614	6/26/2015	280		27,000,000.00	
1044710	142700616	6/29/2015	280	39,000,000.00		
1045221	142700614	6/30/2015	280		8,000,000.00	
1045181	142800601	6/30/2015	280		25,000,000.00	
Totals for:	280 - Centennial Bank		Count:	68	547,084,234.38	574,500,000.00

Run Date: 6/30/2015
 Run Time: 5:07:57PM

Demand Account Activity

Start Date: 7/1/2014 End Date: 6/30/2015

Page: 369
 User: 0

Jnl. Entry	Ref #	Trx. Date	Ledger	Debit Amount	Credit Amount
300 - Simmons Pine Bluff					
908877	14300070304SRO	7/3/2014	300	4,936,531.59	
908884	1430070311CK21 A	7/3/2014	300	4,075,176.90	
908885	14300070312SRO	7/3/2014	300	3,113,326.89	
908875	143000702	7/3/2014	300	2,758,054.66	
908886	14300070313OTHE	7/3/2014	300	1,398,501.22	
908888	14300070315CK21	7/3/2014	300	42,100.31	
908883	14300070310CASH	7/3/2014	300	41,071.96	
908876	14300070303SRO	7/3/2014	300	17,688.00	
908878	14300070305OTHE	7/3/2014	300	12,905.06	
908882	14300070309SRO	7/3/2014	300	11,464.20	
908879	14300070306CASH	7/3/2014	300	7,835.51	
908874	143000701	7/3/2014	300	5,418.87	
908887	14300070314CASH	7/3/2014	300	83.94	
908880	143000707	7/3/2014	300		64,728.50
908881	143000708	7/3/2014	300		11,833.43
908889	142700715	7/3/2014	300		7,173.29
909954	143000714	7/7/2014	300	3,163,589.85	
909649	14300070705CHEC	7/7/2014	300	2,413,764.95	
909651	14300070707SRO	7/7/2014	300	2,122,340.67	
909645	143000702	7/7/2014	300	1,047,492.26	
909654	14300070710CHEC	7/7/2014	300	594,580.77	
909647	14300070704CASH	7/7/2014	300	53,756.54	
909646	14300070703SRO	7/7/2014	300	9,735.00	
909653	14300070709CASH	7/7/2014	300	6,946.35	
909650	14300070706FORE	7/7/2014	300	3,458.00	
909655	14300070711FORE	7/7/2014	300	1,346.10	
909643	143000701	7/7/2014	300	1,228.00	
909652	14300070708OTHE	7/7/2014	300	902.00	
909656	143000712	7/7/2014	300		19,939.00
909638	142700704	7/7/2014	300		15,000,000.00
909953	142700713	7/7/2014	300		3,113,326.89
909985	143000702	7/8/2014	300	10,310,186.03	
909991	14300070805CHEC	7/8/2014	300	2,585,601.13	
909992	14300070806SRO	7/8/2014	300	2,172,308.11	
909993	14300070807OTHE	7/8/2014	300	858,030.78	
909989	14300070804CASH	7/8/2014	300	46,958.31	
909988	14300070803SRO	7/8/2014	300	22,176.00	
909996	14300070810CHEC	7/8/2014	300	20,109.96	
909994	14300070809CASH	7/8/2014	300	4,035.32	
909984	143000701	7/8/2014	300	1,251.52	
909959	1500122	7/8/2014	300	7.79	
909979	142700705	7/8/2014	300		16,000,000.00
909998	143000710	7/8/2014	300		173.33
910449	143000702	7/9/2014	300	7,772,959.36	
910453	14300070806SRO	7/9/2014	300	2,668,049.86	
910452	14300070905SHEC	7/9/2014	300	2,478,847.54	
910456	14300070809CHK2	7/9/2014	300	38,010.68	
910447	143000701	7/9/2014	300	13,550.29	
910780	Correct Journal Entr	7/9/2014	300	13,550.28	
910451	14300070904CASH	7/9/2014	300	13,251.75	
910432	14300070808CASH	7/9/2014	300	8,125.94	
910450	14300070903SRO	7/9/2014	300	4,847.70	
910454	14300070807OTHE	7/9/2014	300	750.00	
910438	142700704	7/9/2014	300		4,000,000.00
910440	142700705	7/9/2014	300		9,000,000.00

Run Date: 6/30/2015
 Run Time: 5:07:57PM

Demand Account Activity

Page: 370
 User: 0

Start Date: 7/1/2014 End Date: 6/30/2015

Jnl. Entry	Ref #	Trx. Date	Ledger	Debit Amount	Credit Amount
910410	143000710	7/9/2014	300		5,463.71
910779	Back Out Journal Er	7/9/2014	300		13,550.29
911848	143000702	7/10/2014	300	10,192,733.30	
911879	14300071009CHEC	7/10/2014	300	4,661,167.88	
911880	14300071010SRO L	7/10/2014	300	3,203,980.87	
911881	14300071011OTHE	7/10/2014	300	61,805.53	
911883	14300071013CHEC	7/10/2014	300	37,213.65	
911854	14300071007SRO L	7/10/2014	300	12,988.80	
911878	14300071008CASH	7/10/2014	300	10,542.62	
911846	143000701	7/10/2014	300	2,218.63	
911882	14300071012CASH	7/10/2014	300	2,039.95	
911850	143000704	7/10/2014	300	100.65	
911885	14300071014FORE	7/10/2014	300	45.10	
911852	143000705	7/10/2014	300	30.00	
911849	143000703	7/10/2014	300	29.98	
910830	142700708	7/10/2014	300		16,000,000.00
911853	142700706	7/10/2014	300		11,888.93
912418	143000702	7/11/2014	300	19,277,640.46	
912422	14300071106SRO A	7/11/2014	300	1,952,576.42	
912421	14300071105CHEC	7/11/2014	300	1,462,532.18	
912425	14300071109CHEC	7/11/2014	300	138,227.33	
912423	14300071107OTHE	7/11/2014	300	22,652.44	
912424	14300071108CASH	7/11/2014	300	14,503.08	
912420	14300071104CASH	7/11/2014	300	8,782.32	
912417	143000701	7/11/2014	300	6,808.31	
912419	14300071103SRO L	7/11/2014	300	4,669.50	
912003	142700709	7/11/2014	300		16,000,000.00
912004	142700710	7/11/2014	300		9,000,000.00
912023	142700710	7/11/2014	300		3,721.16
912485	15300071402	7/14/2014	300	15,689,426.16	
912499	15300041408 AIRS	7/14/2014	300	2,178,145.13	
912496	15300071406 AIRS	7/14/2014	300	1,991,732.65	
912500	15300071409 airs d:	7/14/2014	300	7,719.06	
912492	15300071404 AIRS	7/14/2014	300	6,128.10	
912497	15300071407 airs D	7/14/2014	300	5,612.00	
912493	15300071405 AIRS	7/14/2014	300	4,503.10	
912484	15300071401	7/14/2014	300	1,621.74	
912498	15300071410 AIRS	7/14/2014	300	300.00	
912488	15300071403	7/14/2014	300		18,000,000.00
912538	15300071499	7/14/2014	300		2,451.40
912954	15300071502	7/15/2014	300	5,797,305.57	
912965	15300071511 AIRS	7/15/2014	300	3,199,008.08	
912962	15300071508 AIRS	7/15/2014	300	1,774,191.75	
912966	15300071512 AIRS	7/15/2014	300	25,640.95	
912961	15300071507 AIRS	7/15/2014	300	11,415.88	
912953	15300071501	7/15/2014	300	7,790.98	
912960	15300071506 AIRS	7/15/2014	300	7,415.10	
912964	15300071510 AIRS	7/15/2014	300	1,101.03	
912963	15300071509 AIRS	7/15/2014	300	925.00	
913309	15300071595	7/15/2014	300	664.50	
912955	15300071503	7/15/2014	300		7,000,000.00
912956	15300071504	7/15/2014	300		6,000,000.00
912957	15300071505	7/15/2014	300		20,555.84
913326	15300071602	7/16/2014	300	6,995,343.80	
913338	15300071609 AIRS	7/16/2014	300	5,354,172.99	
913334	15300071606 DSM\	7/16/2014	300	2,211,268.73	

Run Date: 6/30/2015
 Run Time: 5:07:57PM

Demand Account Activity

Start Date: 7/1/2014 End Date: 6/30/2015

Page: 371
 User: 0

Jnl. Entry	Ref #	Trx. Date	Ledger	Debit Amount	Credit Amount
913335	15300071607 DSM\	7/16/2014	300	30,781.47	
913333	15300071605 AIRS	7/16/2014	300	17,924.87	
913332	15300071604 AIRS	7/16/2014	300	7,764.90	
913325	15300071601	7/16/2014	300	4,188.44	
913339	15300071610 DSM\	7/16/2014	300	3,471.65	
913336	15300071608 DSM\	7/16/2014	300	1,717.91	
913340	15300071611 AIRS	7/16/2014	300	16.00	
913327	15300071603	7/16/2014	300		15,000,000.00
913657	15300071699	7/16/2014	300		9,511.57
913830	15300171711 AIRS	7/17/2014	300	5,471,668.28	
913822	15300071708 DSM\	7/17/2014	300	2,462,998.93	
913804	15300071702	7/17/2014	300	2,192,745.08	
913820	15300071706 AIRS	7/17/2014	300	24,149.40	
913823	15300071709 DSM\	7/17/2014	300	13,465.45	
913831	15300071712 DSM\	7/17/2014	300	6,913.23	
913821	14300071707 AIRS	7/17/2014	300	6,144.72	
913824	15300071710 DSM\	7/17/2014	300	2,905.99	
913802	15300071701	7/17/2014	300	2,221.06	
913799	15300071704	7/17/2014	300		7,258.26
913806	15300071703	7/17/2014	300		10,000,000.00
914223	15300071802	7/18/2014	300	13,440,398.15	
914879	15300071809 AIRS	7/18/2014	300	3,836,453.75	
914875	15300071806 DSM\	7/18/2014	300	1,789,213.43	
914877	15300071807 DSM\	7/18/2014	300	14,053.23	
914881	15300071810 DSM\	7/18/2014	300	12,005.53	
914222	15300071801	7/18/2014	300	10,296.79	
914871	15300071805 AIRS	7/18/2014	300	7,019.09	
914484	15300071804 AIRS	7/18/2014	300	5,207.40	
914878	15300071808 DSM\	7/18/2014	300	2,008.01	
914210	15270071805	7/18/2014	300		6,000,000.00
914224	15300071803	7/18/2014	300		15,000,000.00
914235	15300071809	7/18/2014	300		6,160.86
915381	14300072105CHEC	7/21/2014	300	5,307,942.47	
915372	143000702	7/21/2014	300	3,946,133.90	
915382	14300072106SRO L	7/21/2014	300	1,855,540.46	
915385	14300072109CHEC	7/21/2014	300	84,544.81	
915380	14300072104CASH	7/21/2014	300	23,190.28	
915379	14300072103SRO L	7/21/2014	300	11,880.00	
915384	14300072108CASH	7/21/2014	300	10,361.30	
915376	143000701	7/21/2014	300	3,193.08	
914990	1501330	7/21/2014	300	590.53	
915383	14300072107OTHE	7/21/2014	300	375.00	
915354	142700706	7/21/2014	300		9,000,000.00
915387	143000710	7/21/2014	300		10.00
915641	143000702	7/22/2014	300	11,668,767.13	
915644	14300072105CHEC	7/22/2014	300	6,405,856.43	
915645	14300072106SRO A	7/22/2014	300	2,026,975.70	
915643	14300072104CASH	7/22/2014	300	12,323.74	
915642	14300072103SRO L	7/22/2014	300	9,329.10	
915602	143000701	7/22/2014	300	8,408.20	
915648	14300072109CHEC	7/22/2014	300	3,765.07	
915647	14300072108CASH	7/22/2014	300	3,392.78	
915646	14300072107OTHE	7/22/2014	300	946.00	
915558	142700706	7/22/2014	300		14,000,000.00
915559	142700707	7/22/2014	300		6,000,000.00
915649	143000710	7/22/2014	300		15,417.60

Run Date: 6/30/2015
 Run Time: 5:07:57PM

Demand Account Activity

Start Date: 7/1/2014 End Date: 6/30/2015

Page: 372
 User: 0

Jnl. Entry	Ref #	Trx. Date	Ledger	Debit Amount	Credit Amount
916201	15300072302	7/23/2014	300	8,531,210.28	
916229	15300072308 AIRS	7/23/2014	300	4,200,893.39	
916226	15300072305 DSM\	7/23/2014	300	2,162,981.05	
916227	15300072306 DSM\	7/23/2014	300	36,432.36	
916231	15300072309 DSM\	7/23/2014	300	21,066.13	
916224	15300072303 AIRS	7/23/2014	300	9,332.40	
916199	15300072301	7/23/2014	300	6,050.01	
916225	15300072304 AIRS	7/23/2014	300	4,618.01	
916228	15300072307 DSM\	7/23/2014	300	1,026.80	
916232	15300072310 DSM\	7/23/2014	300	12.00	
916197	15270072305	7/23/2014	300		5,000,000.00
916198	15270072306	7/23/2014	300		11,000,000.00
916223	15300072311	7/23/2014	300		3,127.33
916369	143000702	7/24/2014	300	11,154,588.76	
916373	14300072405CHEC	7/24/2014	300	10,259,960.80	
916374	14300072406SRO L	7/24/2014	300	3,424,259.21	
916378	14300072409CHEC	7/24/2014	300	35,713.36	
916382	143000712	7/24/2014	300	28,507.10	
916370	14300072403SRO L	7/24/2014	300	12,368.40	
916372	14300072404CASH	7/24/2014	300	12,179.71	
916368	143000701	7/24/2014	300	3,613.85	
916376	14300072408CASH	7/24/2014	300	1,024.22	
916375	14300072407OTHE	7/24/2014	300	350.00	
916379	14300072410FORE	7/24/2014	300	35.60	
916365	142700704	7/24/2014	300		10,000,000.00
916366	142700705	7/24/2014	300		14,000,000.00
916380	143000711	7/24/2014	300		45.00
918180	14300072406CHEC	7/25/2014	300	8,825,103.97	
918133	142700702	7/25/2014	300	8,281,943.47	
918181	14300072407SRO A	7/25/2014	300	1,803,680.58	
918184	14300072410CK21 .	7/25/2014	300	105,676.24	
918179	14300072405CASH	7/25/2014	300	32,783.08	
918182	14300072408OTHE	7/25/2014	300	15,881.77	
918150	14300072504SRO A	7/25/2014	300	9,864.20	
918063	143000701	7/25/2014	300	9,507.92	
918183	14300072409CASH	7/25/2014	300	5,681.79	
918147	142700703	7/25/2014	300		7,596.54
918056	142700707	7/25/2014	300		11,000,000.00
918057	142700708	7/25/2014	300		8,000,000.00
918649	143000703	7/28/2014	300	8,286,752.05	
918263	14300072806CHEC	7/28/2014	300	5,916,201.22	
918285	14300072807SRO A	7/28/2014	300	1,828,100.47	
918296	14300072810CHEC	7/28/2014	300	29,248.65	
918262	14300072805CASH	7/28/2014	300	10,833.61	
918628	143000701	7/28/2014	300	7,354.99	
918241	14300072804SRO A	7/28/2014	300	5,514.30	
918293	14300072809CASH	7/28/2014	300	805.34	
918288	14300072808OTHE	7/28/2014	300	803.00	
918647	143000702	7/28/2014	300	25.00	
918240	142700703	7/28/2014	300		15,000,000.00
918653	142700711	7/28/2014	300		2,239.36
918704	143000703	7/29/2014	300	52,079,090.39	
918713	14300072908SRO L	7/29/2014	300	1,993,605.55	
918712	14300072907CK21 .	7/29/2014	300	1,895,598.01	
918716	14300072911CHEC	7/29/2014	300	22,737.58	
918706	14300072905SRO L	7/29/2014	300	9,718.50	

Run Date: 6/30/2015
 Run Time: 5:07:57PM

Demand Account Activity

Start Date: 7/1/2014 End Date: 6/30/2015

Page: 373
 User: 0

Jnl. Entry	Ref #	Trx. Date	Ledger	Debit Amount	Credit Amount
918711	14300072906CASH	7/29/2014	300	5,147.42	
918715	14300072910CASH	7/29/2014	300	3,495.56	
918690	143000701	7/29/2014	300	2,102.15	
918714	14300072909OTHE	7/29/2014	300	725.00	
918702	143000702	7/29/2014	300	132.00	
918705	143000704	7/29/2014	300		5,705.00
918687	142700706	7/29/2014	300		10,000,000.00
918688	142700707	7/29/2014	300		16,000,000.00
919527	143000702	7/30/2014	300	3,331,675.11	
919532	143003006SRO DEI	7/30/2014	300	2,398,103.95	
919530	14300072907CHEC	7/30/2014	300	1,259,951.45	
919540	143003009CHECK2	7/30/2014	300	63,313.61	
919537	14300073008CASH	7/30/2014	300	12,215.80	
919535	143003007OTHER /	7/30/2014	300	10,836.03	
919528	143003003SRO DEI	7/30/2014	300	9,794.40	
919529	14300072906CASH	7/30/2014	300	6,915.29	
919523	143000701	7/30/2014	300	2,915.74	
919558	143000713	7/30/2014	300	2,860.00	
919548	143000711	7/30/2014	300	32.50	
919556	143000712	7/30/2014	300	32.50	
919541	143000710	7/30/2014	300		28,689.00
919184	142700706	7/30/2014	300		16,000,000.00
919185	142700707	7/30/2014	300		22,000,000.00
919990	143000703	7/31/2014	300	4,219,622.27	
919994	14300073107CHEC	7/31/2014	300	3,740,041.22	
919995	14300073108SRO L	7/31/2014	300	2,604,499.43	
919992	14300073105SRO L	7/31/2014	300	16,146.90	
919998	14300073111CHEC	7/31/2014	300	16,067.36	
919993	14300073106CASH	7/31/2014	300	7,014.76	
919988	143000701	7/31/2014	300	3,953.86	
919997	14300073110CASH	7/31/2014	300	2,071.42	
919996	14300073109OTHE	7/31/2014	300	475.00	
919989	143000702	7/31/2014	300	290.00	
919981	142700705	7/31/2014	300		11,000,000.00
919991	143000704	7/31/2014	300		69,954.64
920137	143000702	8/1/2014	300	6,261,203.24	
920136	142700701	8/1/2014	300	8,130.64	
920135	142700704	8/1/2014	300		6,000,000.00
920138	142700703	8/1/2014	300		6,623.06
921308	143000802	8/4/2014	300	4,538,927.75	
921312	14300080404SRO L	8/4/2014	300	4,247,927.32	
921313	14300080405OTHE	8/4/2014	300	871,388.29	
921309	14300080403SRO L	8/4/2014	300	17,328.30	
921314	14300080406CASH	8/4/2014	300	9,083.87	
921315	143000807	8/4/2014	300	4,838.94	
921432	Correct Journal Entr	8/4/2014	300	4,838.94	
921307	143000801	8/4/2014	300	754.50	
921311	var chg correction	8/4/2014	300	10.00	
921333	143000708	8/4/2014	300		33,526.00
921413	Back Out Journal Er	8/4/2014	300		4,838.94
921436	142700707	8/4/2014	300		10,000,000.00
921463	14300080505CHK2'	8/5/2014	300	2,772,197.49	
921464	14300080506SRO L	8/5/2014	300	2,487,684.85	
921460	143000802	8/5/2014	300	2,443,193.07	
921467	14300080509CHK 2	8/5/2014	300	31,594.32	
921461	14300080504SRO L	8/5/2014	300	14,741.10	

Run Date: 6/30/2015
 Run Time: 5:07:57PM

Demand Account Activity

Start Date: 7/1/2014 End Date: 6/30/2015

Page: 374
 User: 0

Jnl. Entry	Ref #	Trx. Date	Ledger	Debit Amount	Credit Amount
921462	14300080504CASH	8/5/2014	300	2,178.96	
921457	143000801	8/5/2014	300	1,821.50	
921465	14300080507OTHE	8/5/2014	300	1,271.00	
921466	14300080508CASH	8/5/2014	300	5.00	
921451	142700705	8/5/2014	300		8,000,000.00
921472	142700710	8/5/2014	300		23,353.44
921840	143000802	8/6/2014	300	4,698,395.56	
921855	14300080607SRO L	8/6/2014	300	2,423,766.23	
921853	14300080606	8/6/2014	300	2,290,846.38	
921859	14300080610CK21	8/6/2014	300	263,364.57	
921843	14300080604SRO L	8/6/2014	300	9,197.10	
921858	14300080609CASH	8/6/2014	300	5,354.93	
921845	14300080605CASH	8/6/2014	300	5,325.58	
921839	143000801	8/6/2014	300	3,361.36	
922250	14300080612FORE	8/6/2014	300	304.56	
921856	14300080608OTHE	8/6/2014	300	200.00	
921833	142700712	8/6/2014	300		9,000,000.00
921841	143000803	8/6/2014	300		14,231.96
923307	15300080703	8/7/2014	300	3,804,727.37	
923397	15300080780 airs c	8/7/2014	300	3,467,313.36	
923312	15300080705 AIRS	8/7/2014	300	2,658,352.48	
923405	Correct Journal Entr	8/7/2014	300	2,658,274.04	
923314	15300080706 AIRS	8/7/2014	300	2,197,103.82	
923389	Correct Journal Entr	8/7/2014	300	131,255.95	
923310	15300080704 AIRS	8/7/2014	300	16,519.80	
923406	15300080778 airs c	8/7/2014	300	5,124.71	
923304	15300080701	8/7/2014	300	4,783.39	
923387	Correct Journal Entr	8/7/2014	300	1,306.54	
923317	15300080707 AIRS	8/7/2014	300	1,228.10	
923402	15300080779 dsmv	8/7/2014	300	692.02	
923334	15300080790	8/7/2014	300	517.50	
923323	15300080708 AIRS	8/7/2014	300	334.40	
923306	15300080702	8/7/2014	300		9,000,000.00
923308	15300080710	8/7/2014	300		212.64
923386	Back Out Journal Er	8/7/2014	300		1,228.10
923388	Back Out Journal Er	8/7/2014	300		334.40
923398	Back Out Journal Er	8/7/2014	300		2,658,352.48
923796	143000802	8/8/2014	300	2,387,794.89	
923815	14300080807SRO L	8/8/2014	300	1,925,690.51	
923814	14300080806CHEC	8/8/2014	300	1,408,202.32	
923809	14300080810CHEC	8/8/2014	300	49,105.57	
923813	14300080805CASH	8/8/2014	300	9,419.43	
923817	14300080809CASH	8/8/2014	300	9,153.69	
923798	14300080804SRO L	8/8/2014	300	8,840.70	
923816	14300080808OTHE	8/8/2014	300	6,307.13	
923795	143000801	8/8/2014	300	4,277.68	
923819	14300080811FORE	8/8/2014	300	105.30	
923464	142700809	8/8/2014	300		10,000,000.00
923797	143000803	8/8/2014	300		2,269.65
923855	143000802	8/11/2014	300	2,960,777.23	
923860	14300080806SRO L	8/11/2014	300	1,947,971.60	
923859	14300080805CHEC	8/11/2014	300	1,914,754.52	
924122	143000811	8/11/2014	300	45,679.26	
923856	14300080803	8/11/2014	300	10,114.50	
923863	14300080809CHEC	8/11/2014	300	7,155.93	
923853	143000801	8/11/2014	300	5,678.31	

Run Date: 6/30/2015
 Run Time: 5:07:57PM

Demand Account Activity

Start Date: 7/1/2014 End Date: 6/30/2015

Page: 375
 User: 0

Jnl. Entry	Ref #	Trx. Date	Ledger	Debit Amount	Credit Amount
923862	14300080808CASH	8/11/2014	300	2,137.21	
923866	14300080810FORE	8/11/2014	300	2,048.12	
923861	14300080807OTHE	8/11/2014	300	1,546.00	
923857	14300080804CASH	8/11/2014	300	1,337.93	
924125	143000812	8/11/2014	300	151.20	
923849	142700803	8/11/2014	300		6,000,000.00
923867	143000807	8/11/2014	300		335.31
924266	143000802	8/12/2014	300	27,114,899.37	
924270	14300081206CHEC	8/12/2014	300	2,396,598.20	
924271	14300081207SRO L	8/12/2014	300	1,902,637.11	
924274	14300081210CHEC	8/12/2014	300	6,593.32	
924269	14300081205CASH	8/12/2014	300	5,474.52	
924268	14300081204SRO L	8/12/2014	300	4,583.70	
924265	143000801	8/12/2014	300	2,151.50	
924273	14300081209CASH	8/12/2014	300	1,912.52	
924272	14300081208	8/12/2014	300	550.00	
924275	14300081211FORE	8/12/2014	300	125.20	
924267	143000803	8/12/2014	300	120.00	
924251	142700806	8/12/2014	300		4,000,000.00
924252	142700807	8/12/2014	300		28,000,000.00
924276	143000812	8/12/2014	300		3,152.60
924742	143000802	8/13/2014	300	5,776,860.57	
924746	14300081306SRO L	8/13/2014	300	2,337,348.39	
924745	14300081305CHEC	8/13/2014	300	2,104,676.79	
924747	14300081307OTHE	8/13/2014	300	67,561.24	
924751	14300081309CHEC	8/13/2014	300	18,455.31	
924743	14300081303SRO L	8/13/2014	300	11,850.30	
924739	143000801	8/13/2014	300	4,987.99	
924749	14300081308CASH	8/13/2014	300	4,120.30	
924744	14300081304CASH	8/13/2014	300	1,988.80	
924752	143000810	8/13/2014	300		3,809.11
924711	142700804	8/13/2014	300		5,000,000.00
924727	142700807	8/13/2014	300		7,000,000.00
925455	14300081406CHEC	8/14/2014	300	4,202,516.69	
925447	143000802	8/14/2014	300	3,697,439.81	
925456	14300081407SRO L	8/14/2014	300	2,552,704.74	
925460	14300081410CHEC	8/14/2014	300	15,339.91	
925451	14300081404SRO L	8/14/2014	300	12,942.60	
925446	143000801	8/14/2014	300	6,440.24	
925453	14300081405CASH	8/14/2014	300	3,842.74	
925457	14300081408OTHE	8/14/2014	300	803.00	
925461	14300081411FORE	8/14/2014	300	341.15	
925458	14300081409CASH	8/14/2014	300	209.00	
925433	142700804	8/14/2014	300		9,000,000.00
925448	143000803	8/14/2014	300		469.60
926010	14300081507CHEC	8/15/2014	300	2,319,219.92	
925994	143000803	8/15/2014	300	1,930,286.85	
925968	14300081508SRO L	8/15/2014	300	1,853,118.13	
926009	14300081506CASH	8/15/2014	300	7,480.16	
925998	14300081505SRO L	8/15/2014	300	7,025.70	
925947	143000801	8/15/2014	300	5,948.34	
926006	14300081510CASH	8/15/2014	300	5,467.86	
926011	14300081511CHEC	8/15/2014	300	3,086.61	
925960	14300081509OTHE	8/15/2014	300	375.00	
926012	14300081512FORE	8/15/2014	300	254.60	
925986	143000802	8/15/2014	300	100.00	

Run Date: 6/30/2015
 Run Time: 5:07:57PM

Demand Account Activity

Page: 376
 User: 0

Start Date: 7/1/2014 End Date: 6/30/2015

Jnl. Entry	Ref #	Trx. Date	Ledger	Debit Amount	Credit Amount
925619	142700807	8/15/2014	300		6,000,000.00
925995	143000804	8/15/2014	300		10,043.49
926494	1503901	8/18/2014	300	9,910,853.75	
926041	15300081806 AIRS	8/18/2014	300	2,994,031.43	
926038	15300081803 DSM\	8/18/2014	300	1,775,728.02	
926052	15300081810	8/18/2014	300	1,137,261.21	
926507	Correct Journal Entr	8/18/2014	300	22,353.62	
926042	15300081807 DSM\	8/18/2014	300	22,343.62	
926039	15300081804 DSM\	8/18/2014	300	16,873.70	
926037	15300081802 AIRS	8/18/2014	300	16,280.29	
926040	15300081805 DSM\	8/18/2014	300	6,164.48	
926036	15300081801 AIRS	8/18/2014	300	5,507.70	
926051	15300081809	8/18/2014	300	2,540.72	
926485	15300081813	8/18/2014	300	124.00	
926043	15300081808 DSM\	8/18/2014	300	100.00	
926053	18300081811	8/18/2014	300		6,000,000.00
926117	15300081812	8/18/2014	300		3,323.31
926481	Back Out Journal Er	8/18/2014	300		22,343.62
926841	14300081906CHEC	8/19/2014	300	4,059,028.05	
926568	143000802	8/19/2014	300	4,006,799.43	
926842	14300081907SRO [8/19/2014	300	2,002,552.53	
926846	14300081511CHEC	8/19/2014	300	24,942.22	
926839	14300081904SRO [8/19/2014	300	3,923.70	
926840	143000819054CASH	8/19/2014	300	2,222.56	
926836	143000801	8/19/2014	300	1,913.18	
926845	14300081909CASH	8/19/2014	300	1,698.31	
926843	14300081908OTHE	8/19/2014	300	825.00	
926838	142700803	8/19/2014	300		2,564.60
926530	142700801	8/19/2014	300		20,000,000.00
927004	143000802	8/20/2014	300	16,214,405.94	
927009	14300082006CHEC	8/20/2014	300	4,780,052.62	
927011	14300082007SRO [8/20/2014	300	2,167,682.77	
927016	14300082009	8/20/2014	300	37,519.46	
927008	14300082005CASH	8/20/2014	300	27,296.81	
927007	14300082004SRO [8/20/2014	300	8,314.00	
927003	142700803	8/20/2014	300	7,059.87	
927017	14300082010CK21 .	8/20/2014	300	2,852.88	
927012	14300082008OTHE	8/20/2014	300	300.00	
926968	142700804	8/20/2014	300		7,000,000.00
926970	042700805	8/20/2014	300		15,000,000.00
927006	142700803	8/20/2014	300		470.03
927426	14300082106CHEC	8/21/2014	300	9,683,398.16	
927423	143000802	8/21/2014	300	2,793,694.55	
928696	14300082108SRO A	8/21/2014	300	2,483,490.51	
928697	14300082108OTHE	8/21/2014	300	25,284.03	
927425	14300082105CASH	8/21/2014	300	25,096.23	
928701	14300082110CHEC	8/21/2014	300	15,950.93	
927424	14300082104SRO [8/21/2014	300	11,157.30	
927422	143000801	8/21/2014	300	2,865.21	
928699	14300082109CASH	8/21/2014	300	2,862.24	
928702	14300082111FORE	8/21/2014	300	1,807.36	
928653	1504280	8/21/2014	300	630.58	
928703	143000803	8/21/2014	300		5,635.00
927415	142700806	8/21/2014	300		6,000,000.00
927416	142700807	8/21/2014	300		10,000,000.00
928787	143000802	8/22/2014	300	17,340,919.74	

Run Date: 6/30/2015
 Run Time: 5:07:57PM

Demand Account Activity

Start Date: 7/1/2014 End Date: 6/30/2015

Page: 377
 User: 0

Jnl. Entry	Ref #	Trx. Date	Ledger	Debit Amount	Credit Amount
928800	14300082206	CHEC 8/22/2014	300	4,883,354.16	
928803	14300082207	SRO L 8/22/2014	300	1,775,504.44	
928806	14300082210	CHEC 8/22/2014	300	52,898.91	
928797	14300082205	CASH 8/22/2014	300	11,497.73	
928793	14300082204	SRO L 8/22/2014	300	10,616.10	
928805	14300082209	CASH 8/22/2014	300	5,882.88	
928784	143000801	8/22/2014	300	4,873.50	
928804	14300082208	OTHE 8/22/2014	300	656.00	
928808	14300082211	FORE 8/22/2014	300	56.50	
928779	142700806	8/22/2014	300		8,000,000.00
928780	142700807	8/22/2014	300		16,000,000.00
928790	143000803	8/22/2014	300		1,494.48
929590	143000802	8/25/2014	300	10,143,302.09	
929594	14300082506	CHEC 8/25/2014	300	6,633,335.96	
929596	14300082508	SRO L 8/25/2014	300	1,827,116.95	
929593	14300082505	CASH 8/25/2014	300	71,490.96	
929599	14300082511	CHEC 8/25/2014	300	15,856.64	
929592	14300082504	SRO L 8/25/2014	300	10,708.50	
929589	143000801	8/25/2014	300	5,129.02	
929598	14300082510	CASH 8/25/2014	300	3,159.26	
929597	14300082509	OTHE 8/25/2014	300	475.00	
929595	14300082507	FORE 8/25/2014	300	137.00	
929591	142700803	8/25/2014	300		704.99
929257	142700807	8/25/2014	300		10,000,000.00
929258	142700808	8/25/2014	300		9,000,000.00
929701	14300082606	CHEC 8/26/2014	300	9,867,574.21	
929696	143000802	8/26/2014	300	8,332,709.78	
929702	14300082607	SRO L 8/26/2014	300	2,091,504.80	
929700	14300082605	CASH 8/26/2014	300	28,166.84	
929706	14300082610	CHEC 8/26/2014	300	13,730.85	
929697	14300082604	SRO L 8/26/2014	300	6,285.20	
929705	14300082609	CASH 8/26/2014	300	3,671.44	
929695	143000801	8/26/2014	300	2,489.08	
929703	14300082608	OTHE 8/26/2014	300	950.00	
929710	143000812	8/26/2014	300	37.63	
929707	14300082611	FORE 8/26/2014	300	12.60	
929679	142700805	8/26/2014	300		4,000,000.00
929680	142700806	8/26/2014	300		16,000,000.00
929728	142700813	8/26/2014	300		14,493.71
930076	143000802	8/27/2014	300	12,164,705.23	
930081	14300082706	CHEC 8/27/2014	300	5,624,687.22	
930083	14300082708	SRO L 8/27/2014	300	2,304,656.31	
930084	14300082709	OTHE 8/27/2014	300	29,361.51	
930078	14300082704	SRO L 8/27/2014	300	14,305.50	
930079	14300082705	CASH 8/27/2014	300	8,934.52	
930087	14300082710	CASH 8/27/2014	300	6,283.87	
930075	143000801	8/27/2014	300	3,730.63	
930088	14300082711	CHEC 8/27/2014	300	3,671.29	
930089	143000812	8/27/2014	300	301.50	
930444	Correct Journal Entr	8/27/2014	300	301.50	
930065	142700804	8/27/2014	300		11,000,000.00
930066	142700805	8/27/2014	300		9,000,000.00
930077	143000803	8/27/2014	300		3,489.99
930425	Back Out Journal Er	8/27/2014	300		301.50
930521	14300082806	8/28/2014	300	3,207,692.65	
930518	143000802	8/28/2014	300	2,938,137.33	

Run Date: 6/30/2015
 Run Time: 5:07:57PM

Demand Account Activity

Start Date: 7/1/2014 End Date: 6/30/2015

Page: 378
 User: 0

Jnl. Entry	Ref #	Trx. Date	Ledger	Debit Amount	Credit Amount
930522	14300082807SRO [8/28/2014	300	2,326,008.68	
930523	14300082808OTHE	8/28/2014	300	22,863.53	
930525	14300082810CHEC	8/28/2014	300	14,938.75	
930516	143000801	8/28/2014	300	7,306.22	
930520	14300082805CASH	8/28/2014	300	6,688.87	
930519	14300082804SRO [8/28/2014	300	5,755.20	
930524	14300082809CASH	8/28/2014	300	1,520.68	
930526	14300082811FORE	8/28/2014	300	112.60	
930512	142700805	8/28/2014	300		9,000,000.00
930527	143000812	8/28/2014	300		18,154.07
931381	143000802	8/29/2014	300	10,702,166.90	
931384	14300082906CHEC	8/29/2014	300	3,350,108.82	
931386	14300082907SRO [8/29/2014	300	1,769,445.23	
931382	14300082904SRO [8/29/2014	300	8,999.10	
931383	14300082905CASH	8/29/2014	300	7,938.45	
931389	14300082910CHEC	8/29/2014	300	3,830.26	
931388	14300082909CASH	8/29/2014	300	2,810.54	
931380	143000801	8/29/2014	300	2,625.22	
931387	14300082908OTHE	8/29/2014	300	325.00	
931390	143000803	8/29/2014	300		7,782.00
931374	142700806	8/29/2014	300		16,000,000.00
931547	143000802	9/2/2014	300	2,315,638.92	
931546	143000801	9/2/2014	300	4,734.12	
931548	143000903	9/2/2014	300		7,734.53
931902	14300090305SRO [9/3/2014	300	4,743,043.72	
931884	143000902	9/3/2014	300	3,767,599.76	
931903	14300090307CASH	9/3/2014	300	17,198.75	
931887	14300090304SRO [9/3/2014	300	17,047.80	
931882	143000901	9/3/2014	300	3,560.00	
931905	14300090306OTHE	9/3/2014	300	1,075.00	
931860	142700901	9/3/2014	300		11,000,000.00
931886	143000903	9/3/2014	300		23,280.31
932284	143000902	9/4/2014	300	3,241,730.07	
932288	14300090407SRO [9/4/2014	300	3,096,721.70	
932287	14300090406CHEC	9/4/2014	300	2,488,514.63	
932290	14300090408OTHE	9/4/2014	300	21,837.19	
932286	14300090405CASH	9/4/2014	300	17,364.96	
932285	14300090404SRO [9/4/2014	300	11,130.90	
932283	143000901	9/4/2014	300	4,247.00	
933357	143000910	9/4/2014	300	68.50	
932260	142700903	9/4/2014	300		8,000,000.00
932301	143000909	9/4/2014	300		28,731.96
933799	14300090406CHEC	9/5/2014	300	4,020,123.57	
933810	14300090407SRO [9/5/2014	300	3,133,213.01	
933792	143000902	9/5/2014	300	2,023,434.03	
933815	14300090510CHEC	9/5/2014	300	41,580.36	
933811	14300090408OTHE	9/5/2014	300	35,278.25	
933796	14300090404SRO [9/5/2014	300	20,872.50	
933505	143000901	9/5/2014	300	14,352.52	
933797	14300090405CASH	9/5/2014	300	7,799.65	
933814	14300090409CASH	9/5/2014	300	5,978.76	
933816	14300090511FORE	9/5/2014	300	43.20	
933804	14300090407FORE	9/5/2014	300	3.00	
933495	142700906	9/5/2014	300		9,000,000.00
933795	143000903	9/5/2014	300		3,639.00
934165	14300090806CHEC	9/8/2014	300	3,196,559.84	

Run Date: 6/30/2015
 Run Time: 5:07:57PM

Demand Account Activity

Start Date: 7/1/2014 End Date: 6/30/2015

Page: 379
 User: 0

Jnl. Entry	Ref #	Trx. Date	Ledger	Debit Amount	Credit Amount
934161	143000902	9/8/2014	300	3,052,566.41	
934166	14300090807SRO [9/8/2014	300	2,060,526.06	
934169	14300090810CHEC	9/8/2014	300	11,261.19	
934162	14300090804SRO [9/8/2014	300	9,708.60	
934164	14300090805CASH	9/8/2014	300	5,137.55	
934168	14300090809CASH	9/8/2014	300	3,993.55	
934160	143000901	9/8/2014	300	3,010.86	
934167	14300090808OTHE	9/8/2014	300	1,836.28	
934170	14300090811FORE	9/8/2014	300	614.63	
934155	142700904	9/8/2014	300		9,000,000.00
934171	143000903	9/8/2014	300		1,006.50
934611	143000902	9/9/2014	300	6,204,481.08	
934592	14300090906CHEC	9/9/2014	300	3,656,507.50	
934615	14300090907SRO [9/9/2014	300	2,209,885.75	
934618	14300090910CHEC	9/9/2014	300	100,758.80	
934612	14300090904SRO [9/9/2014	300	6,355.80	
934617	14300090909CASH	9/9/2014	300	2,668.34	
934609	143000901	9/9/2014	300	817.43	
934614	14300090905CASH	9/9/2014	300	460.38	
934616	14300090908OTHE	9/9/2014	300	300.00	
934671	143000912	9/9/2014	300	74.00	
934619	143000911	9/9/2014	300		7,183.90
934596	142700904	9/9/2014	300		12,000,000.00
934775	14300091007CHEC	9/10/2014	300	4,660,655.66	
934776	14300091008SRO [9/10/2014	300	2,733,856.26	
934770	143000902	9/10/2014	300	2,005,621.60	
934779	14300091011CHEC	9/10/2014	300	28,441.96	
934777	14300091009OTHE	9/10/2014	300	20,703.61	
934774	14300091006CASH	9/10/2014	300	7,220.49	
934773	14300091005SRO [9/10/2014	300	6,547.20	
934769	143000901	9/10/2014	300	1,035.48	
934778	14300091010CASH	9/10/2014	300	737.54	
934780	14300091012FORE	9/10/2014	300	73.00	
934772	143000904	9/10/2014	300	32.50	
934747	142700904	9/10/2014	300		9,000,000.00
934771	143000903	9/10/2014	300		1,546.50
935240	14300091106CHEC	9/11/2014	300	7,915,153.13	
935236	142700902	9/11/2014	300	6,683,668.84	
935627	Correct Journal Entr	9/11/2014	300	6,683,668.84	
935241	14300091107SRO [9/11/2014	300	2,292,092.49	
935242	14300091108OTHE	9/11/2014	300	1,581,260.79	
935245	14300091110CHEC	9/11/2014	300	49,496.17	
935238	14300091104SRO [9/11/2014	300	8,830.80	
935235	143000901	9/11/2014	300	3,034.16	
935243	14300091109CASH	9/11/2014	300	1,389.99	
935239	14300091105CASH	9/11/2014	300	1,211.12	
935230	142700906	9/11/2014	300		4,000,000.00
935231	142700907	9/11/2014	300		16,000,000.00
935237	142700903	9/11/2014	300		2,686.00
935605	Back Out Journal Er	9/11/2014	300		6,683,668.84
935707	14300091206CHEC	9/12/2014	300	3,817,932.71	
935699	143000902	9/12/2014	300	2,711,857.76	
935710	14300091207SRO [9/12/2014	300	1,963,781.92	
935712	14300091208OTHE	9/12/2014	300	897,128.40	
935714	14300091210CHEC	9/12/2014	300	22,388.66	
935705	14300091205CASH	9/12/2014	300	18,632.32	

Run Date: 6/30/2015
 Run Time: 5:07:57PM

Demand Account Activity

Start Date: 7/1/2014 End Date: 6/30/2015

Page: 380
 User: 0

Jnl. Entry	Ref #	Trx. Date	Ledger	Debit Amount	Credit Amount
935702	14300091204SRO [9/12/2014	300	16,770.60	
935713	14300091209CASH	9/12/2014	300	7,503.14	
935698	143000901	9/12/2014	300	4,206.43	
935701	143000903	9/12/2014	300		25,957.89
935665	142700905	9/12/2014	300		8,000,000.00
936196	14300091506CK21 .	9/15/2014	300	5,125,342.95	
936191	143000902	9/15/2014	300	2,595,307.87	
936197	14300091507SRO [9/15/2014	300	1,878,223.17	
936202	14300091210CHEC	9/15/2014	300	26,685.95	
936190	143000901	9/15/2014	300	7,672.50	
936195	14300091505CASH	9/15/2014	300	7,088.84	
936193	14300091504SRO [9/15/2014	300	5,738.70	
936203	14300091511FORE	9/15/2014	300	1,443.00	
936198	14300091508OTHE	9/15/2014	300	650.00	
936200	14300091209CASH	9/15/2014	300	349.86	
936287	143000912foreign ai	9/15/2014	300	112.51	
936180	142700906	9/15/2014	300		10,000,000.00
936192	143000903	9/15/2014	300		16,367.58
937230	14300091606CHEC	9/16/2014	300	14,575,401.26	
937111	143000902	9/16/2014	300	8,842,970.43	
937232	14300091607SRO [9/16/2014	300	2,096,577.52	
937110	143000901	9/16/2014	300	17,393.62	
937235	14300091610CHEC	9/16/2014	300	16,087.15	
937228	14300091604SRO [9/16/2014	300	4,788.30	
937234	14300091609CASH	9/16/2014	300	4,733.69	
937229	14300091605CASH	9/16/2014	300	3,792.23	
937233	14300091608OTHE	9/16/2014	300	950.00	
937231	14300091611FORE	9/16/2014	300	7.00	
937113	143000903	9/16/2014	300		3,237.50
936818	142700905	9/16/2014	300		10,000,000.00
936819	142700906	9/16/2014	300		15,000,000.00
937628	14300091706CHEC	9/17/2014	300	8,344,864.50	
937326	143000902	9/17/2014	300	7,280,075.09	
937629	14300091707SRO [9/17/2014	300	2,307,318.49	
937632	14300091710CHEC	9/17/2014	300	26,117.15	
937329	14300091704SRO [9/17/2014	300	6,468.00	
937631	14300091709CASH	9/17/2014	300	4,412.94	
937324	143000901	9/17/2014	300	3,250.92	
937627	14300091705CASH	9/17/2014	300	2,942.59	
937630	14300091708OTHE	9/17/2014	300	475.00	
937290	142700907	9/17/2014	300		10,000,000.00
937292	142700908	9/17/2014	300		10,000,000.00
937633	143000903	9/17/2014	300		4,267.12
937755	14300091806CHEC	9/18/2014	300	21,406,358.41	
937751	142700902	9/18/2014	300	4,497,419.91	
937756	14300091807SRO [9/18/2014	300	2,651,022.12	
937758	14300091808OTHE	9/18/2014	300	41,838.14	
937754	14300091805CASH	9/18/2014	300	15,256.82	
937753	14300091804SRO [9/18/2014	300	8,662.50	
937750	143000901	9/18/2014	300	4,391.59	
937759	14300091809CASH	9/18/2014	300	1,753.50	
937760	14300091610CHEC	9/18/2014	300	400.00	
937752	143000903	9/18/2014	300		4,733.64
937867	142700905	9/18/2014	300		26,000,000.00
939341	14300091906CHEC	9/19/2014	300	21,375,442.74	
939337	143000902	9/19/2014	300	3,006,555.82	

Run Date: 6/30/2015
 Run Time: 5:07:57PM

Demand Account Activity

Start Date: 7/1/2014 End Date: 6/30/2015

Page: 381
 User: 0

Jnl. Entry	Ref #	Trx. Date	Ledger	Debit Amount	Credit Amount
939343	143000919078SRO	9/19/2014	300	1,922,305.68	
939346	14300091910CHEC	9/19/2014	300	33,648.39	
939340	14300091905CASH	9/19/2014	300	20,841.25	
939339	14300091904SRO [9/19/2014	300	15,102.20	
939326	143000901	9/19/2014	300	7,341.16	
939347	14300091911FORE	9/19/2014	300	2,934.11	
939344	14300091908OTHE	9/19/2014	300	325.00	
939345	14300091909CASH	9/19/2014	300	111.00	
939300	142700904	9/19/2014	300		10,000,000.00
939301	142700905	9/19/2014	300		19,000,000.00
939338	143000903	9/19/2014	300		814.50
939501	14300092206CK21/	9/22/2014	300	17,958,451.77	
939502	14300092207SRO [9/22/2014	300	1,992,061.50	
939495	143000902	9/22/2014	300	1,670,820.56	
939512	14300092210CHEC	9/22/2014	300	69,231.99	
939498	14300092204SRO [9/22/2014	300	18,450.30	
939500	14300092205CASH	9/22/2014	300	15,367.49	
939492	143000901	9/22/2014	300	6,237.95	
939510	14300092209CASH	9/22/2014	300	1,150.00	
939577	14300092295	9/22/2014	300	1,140.00	
939508	14300092208OTHE	9/22/2014	300	350.00	
939514	143000911	9/22/2014	300	67.50	
939471	142700907	9/22/2014	300		20,000,000.00
939497	143000903	9/22/2014	300		5,054.32
939925	143000902	9/23/2014	300	14,568,095.91	
939932	14300092307CHEC	9/23/2014	300	12,450,897.79	
939933	14300092308SRO [9/23/2014	300	2,098,234.93	
939936	14300092311CHEC	9/23/2014	300	74,363.83	
939928	14300092305SRO [9/23/2014	300	11,180.40	
939935	14300092310CASH	9/23/2014	300	10,919.87	
939931	14300092306CASH	9/23/2014	300	10,060.18	
939924	143000901	9/23/2014	300	3,571.58	
939934	14300092309OTHE	9/23/2014	300	1,714.00	
939926	143000903	9/23/2014	300		3,884.31
939905	142700906	9/23/2014	300		14,000,000.00
939907	142700907	9/23/2014	300		15,000,000.00
940370	14300092405CHEC	9/24/2014	300	5,366,174.62	
940367	143000902	9/24/2014	300	3,828,104.16	
940371	14300092406SRO [9/24/2014	300	2,304,723.31	
940374	14300092409CHEC	9/24/2014	300	67,008.19	
940373	14300092408CASH	9/24/2014	300	20,901.99	
940368	14300092403SRO [9/24/2014	300	8,025.60	
940366	143000901	9/24/2014	300	5,211.05	
940369	14300092404CASH	9/24/2014	300	4,996.53	
940372	14300092407OTHE	9/24/2014	300	350.00	
940359	142700908	9/24/2014	300		12,000,000.00
940375	143000910	9/24/2014	300		18,388.17
940841	14300092506CHEC	9/25/2014	300	11,446,451.51	
940842	14300092507SRO [9/25/2014	300	2,677,596.00	
940837	143000903	9/25/2014	300	2,357,125.47	
940846	14300092510CHEC	9/25/2014	300	377,770.01	
940840	14300092505CASH	9/25/2014	300	19,245.35	
940845	14300092509CASH	9/25/2014	300	6,473.55	
940839	14300092504SRO [9/25/2014	300	5,806.60	
940819	143000901	9/25/2014	300	3,096.19	
940843	14300092508OTHE	9/25/2014	300	450.00	

Run Date: 6/30/2015
 Run Time: 5:07:57PM

Demand Account Activity

Start Date: 7/1/2014 End Date: 6/30/2015

Page: 382
 User: 0

Jnl. Entry	Ref #	Trx. Date	Ledger	Debit Amount	Credit Amount
940847	14300092511FORE	9/25/2014	300	410.50	
940836	143000902	9/25/2014	300	244.00	
940814	142700908	9/25/2014	300		17,000,000.00
940848	142700912	9/25/2014	300		6,270.00
941207	14300092605CHEC	9/26/2014	300	6,688,959.79	
941204	143000902	9/26/2014	300	4,749,418.76	
941208	14300092606SRO C	9/26/2014	300	1,900,061.68	
941206	14300092604CASH	9/26/2014	300	31,178.45	
941211	14300092609CHEC	9/26/2014	300	20,177.90	
941205	14300092603SRO C	9/26/2014	300	8,520.60	
941203	143000901	9/26/2014	300	1,728.01	
941210	14300092608CASH	9/26/2014	300	1,129.51	
941588	1507427	9/26/2014	300	675.71	
941209	14300092607OTHE	9/26/2014	300	225.00	
941195	142700905	9/26/2014	300		14,000,000.00
941214	142700910	9/26/2014	300		251,329.00
941692	14300092906	9/29/2014	300	3,491,215.80	
941685	143000903	9/29/2014	300	2,533,917.53	
942204	Correct Journal Entr	9/29/2014	300	2,533,917.53	
941693	14300092908SRO C	9/29/2014	300	2,266,109.20	
941699	14300092909OTHE	9/29/2014	300	33,946.59	
941704	14300092911CHEC	9/29/2014	300	23,653.98	
941683	143000901	9/29/2014	300	2,830.67	
941703	14300092910CASH	9/29/2014	300	2,506.82	
941686	14300092904SRO C	9/29/2014	300	2,478.30	
941691	14300092905CASH	9/29/2014	300	2,285.17	
941684	143000902	9/29/2014	300	243.46	
942206	Correct Journal Entr	9/29/2014	300	243.36	
941772	143000912	9/29/2014	300	200.00	
941705	14300092907FORE	9/29/2014	300	47.75	
941708	143000912	9/29/2014	300		134,668.53
941667	142700905	9/29/2014	300		8,000,000.00
942199	Back Out Journal Er	9/29/2014	300		2,533,917.53
942205	Back Out Journal Er	9/29/2014	300		243.46
942244	143000902	9/30/2014	300	10,036,986.24	
942247	14300093005CHEC	9/30/2014	300	5,791,955.10	
942250	14300093006SRO C	9/30/2014	300	2,216,698.51	
942254	14300093009CHEC	9/30/2014	300	99,050.89	
942251	14300093007OTHE	9/30/2014	300	18,977.23	
942245	14300093003SRO C	9/30/2014	300	16,196.40	
942252	14300093008CASH	9/30/2014	300	8,111.25	
942243	143000901	9/30/2014	300	4,974.12	
942246	14300093004CASH	9/30/2014	300	3,199.89	
942231	142700905	9/30/2014	300		18,000,000.00
942613	143000906	9/30/2014	300		16,575.20
942708	143001002	10/1/2014	300	1,818,349.59	
942691	142701001	10/1/2014	300	4,157.51	
942709	143001003	10/1/2014	300		726.08
943063	15300100205 AIRS	10/2/2014	300	5,230,204.53	
943057	15300100202	10/2/2014	300	3,335,130.17	
943060	15300100204 AIRS	10/2/2014	300	29,452.50	
943068	15300100207 DSM\	10/2/2014	300	7,541.60	
943262	15300100210	10/2/2014	300	6,996.20	
943056	15300100201	10/2/2014	300	2,670.16	
943066	15300100206 DSM\	10/2/2014	300	600.00	
943058	15300100203	10/2/2014	300		10,000,000.00

Run Date: 6/30/2015
 Run Time: 5:07:57PM

Demand Account Activity

Page: 383
 User: 0

Start Date: 7/1/2014 End Date: 6/30/2015

Jnl. Entry	Ref #	Trx. Date	Ledger	Debit Amount	Credit Amount
943078	15300100208	10/2/2014	300		1,465.89
944496	143001002	10/3/2014	300	7,903,771.54	
944513	14300100307OTHE	10/3/2014	300	2,592,597.92	
944507	14300100306SRO L	10/3/2014	300	2,143,497.03	
944505	14300100305CHEC	10/3/2014	300	897,073.84	
944502	14300100303SRO L	10/3/2014	300	16,005.00	
944492	143001001	10/3/2014	300	5,900.71	
944514	14300100309CHEC	10/3/2014	300	1,850.00	
944506	14300100310FORE	10/3/2014	300	26.45	
944489	142701004	10/3/2014	300		14,000,000.00
944515	143001011	10/3/2014	300		5,301.00
944639	14300100606CHEC	10/6/2014	300	3,221,391.97	
944640	14300100607SRO L	10/6/2014	300	2,133,001.18	
944635	143001002	10/6/2014	300	1,718,648.05	
944643	14300100610CHEC	10/6/2014	300	616,574.75	
944641	14300100608OTHE	10/6/2014	300	29,272.74	
944638	14300100605CASH	10/6/2014	300	18,928.45	
944637	14300100604	10/6/2014	300	12,932.70	
944634	143001001	10/6/2014	300	1,386.97	
944645	14300100611FORE	10/6/2014	300	985.50	
944642	14300100609CASH	10/6/2014	300	50.00	
944621	142701006	10/6/2014	300		8,000,000.00
944636	143001003	10/6/2014	300		31,027.98
945205	14300100706CHEC	10/7/2014	300	3,386,420.96	
945202	143001002	10/7/2014	300	3,247,367.52	
945207	14300100708SRO L	10/7/2014	300	2,031,500.79	
945228	14300100711	10/7/2014	300	81,710.17	
945203	14300100704SRO L	10/7/2014	300	17,529.60	
945209	14300100710CASH	10/7/2014	300	7,643.04	
945201	143001001	10/7/2014	300	6,234.85	
945204	14300100705CASH	10/7/2014	300	2,264.48	
945208	14300100709OTHE	10/7/2014	300	700.00	
945233	143001012	10/7/2014	300	100.00	
945206	14300100707FORE	10/7/2014	300	9.00	
945234	143001003	10/7/2014	300		3,823.94
944972	142701001	10/7/2014	300		8,000,000.00
945646	143001002	10/8/2014	300	3,977,641.02	
945658	14300100805CHEC	10/8/2014	300	2,578,812.39	
945660	14300100806SRO L	10/8/2014	300	2,193,715.66	
945665	14300100809CHEC	10/8/2014	300	335,411.23	
945657	14300100804CASH	10/8/2014	300	11,642.82	
945656	14300100803SRO L	10/8/2014	300	8,939.70	
945645	143001001	10/8/2014	300	5,662.25	
945662	14300100808CASH	10/8/2014	300	4,883.63	
945666	14300100810FORE	10/8/2014	300	2,245.50	
945661	14300100807OTHE	10/8/2014	300	1,468.00	
945644	142701007	10/8/2014	300		9,000,000.00
945667	143001011	10/8/2014	300		9,974.26
946285	143001003	10/9/2014	300	5,270,041.53	
946289	14300100906CHEC	10/9/2014	300	3,964,685.00	
946292	14300100908SRO L	10/9/2014	300	2,413,232.63	
946297	14300100911CHEC	10/9/2014	300	1,750,873.11	
946287	14300100904SRO L	10/9/2014	300	57,759.90	
946293	143001009085OTHI	10/9/2014	300	38,630.32	
946288	14300100905CASH	10/9/2014	300	18,244.87	
946295	14300100910CASH	10/9/2014	300	4,423.51	

Run Date: 6/30/2015
 Run Time: 5:07:57PM

Demand Account Activity

Start Date: 7/1/2014 End Date: 6/30/2015

Page: 384
 User: 0

Jnl. Entry	Ref #	Trx. Date	Ledger	Debit Amount	Credit Amount
946283	143001001	10/9/2014	300	4,224.68	
946298	14300100912FORE	10/9/2014	300	2,303.00	
946284	143001002	10/9/2014	300	241.00	
946290	14300100907FORE	10/9/2014	300	105.00	
946253	142701004	10/9/2014	300		14,000,000.00
946286	142701013	10/9/2014	300		12,643.95
946789	143001002	10/10/2014	300	5,887,246.63	
946792	14300101006CHEC	10/10/2014	300	1,887,792.09	
946793	14300101007SRO L	10/10/2014	300	1,855,756.39	
946798	14300101010CHEC	10/10/2014	300	74,887.09	
946791	14300101005CASH	10/10/2014	300	19,439.76	
946790	14300101004SRO L	10/10/2014	300	7,758.30	
946795	14300101009CASH	10/10/2014	300	5,357.27	
946788	143001001	10/10/2014	300	4,154.65	
946923	Correct Journal Entr	10/10/2014	300	4,154.65	
946794	14300101008OTHE	10/10/2014	300	506.23	
946803	14300101011FORE	10/10/2014	300	492.00	
946781	142701004	10/10/2014	300		9,000,000.00
946805	143001012	10/10/2014	300		1,170.16
946876	Back Out Journal Er	10/10/2014	300		4,154.65
946945	15300101302	10/13/2014	300	8,557,628.34	
946944	15300101301	10/13/2014	300	6,075.93	
946946	15300101303	10/13/2014	300		12,000,000.00
946955	15300101305	10/13/2014	300		315.14
947283	14300101405CHEC	10/14/2014	300	5,140,097.65	
947287	143001014074SRO	10/14/2014	300	3,761,919.96	
947271	143001002	10/14/2014	300	2,073,295.63	
947285	14300101410CHEC	10/14/2014	300	603,096.09	
947278	14300101404CASH	10/14/2014	300	27,377.78	
947272	14300101403SRO L	10/14/2014	300	13,427.70	
947288	14300101408OTHE	10/14/2014	300	10,539.00	
947291	14300101409CASH	10/14/2014	300	4,281.27	
947292	14300101411FORE	10/14/2014	300	1,859.00	
947265	143001001	10/14/2014	300	1,664.28	
947286	14300101406FORE	10/14/2014	300	1,059.00	
947255	142701002	10/14/2014	300		8,000,000.00
948246	143001002	10/15/2014	300	9,269,739.29	
948254	14300101506CHEC	10/15/2014	300	4,538,178.19	
948255	14300101507SRO L	10/15/2014	300	1,092,018.87	
948261	14300101510CHEC	10/15/2014	300	233,205.05	
948259	14300101508OTHE	10/15/2014	300	20,162.77	
948260	14300101509CASH	10/15/2014	300	9,693.04	
948251	14300101505CASH	10/15/2014	300	5,046.08	
948245	143001001	10/15/2014	300	4,765.20	
948248	14300101504SRO L	10/15/2014	300	1,290.30	
947883	142701006	10/15/2014	300		3,000,000.00
947884	142701007	10/15/2014	300		13,000,000.00
948247	143001003	10/15/2014	300		13,770.50
948436	143001002	10/16/2014	300	4,495,554.30	
948442	14300101606SRO L	10/16/2014	300	2,356,577.79	
948440	14300101605CHEC	10/16/2014	300	337,646.65	
948444	14300101607OTHE	10/16/2014	300	20,274.40	
948445	14300101608CASH	10/16/2014	300	13,786.44	
948437	14300101603SRO L	10/16/2014	300	12,427.80	
948439	14300101604CASH	10/16/2014	300	11,641.59	
948434	143001001	10/16/2014	300	3,846.35	

Run Date: 6/30/2015
 Run Time: 5:07:57PM

Demand Account Activity

Start Date: 7/1/2014 End Date: 6/30/2015

Page: 385
 User: 0

Jnl. Entry	Ref #	Trx. Date	Ledger	Debit Amount	Credit Amount
948446	14300101609	CHEC	10/16/2014	300	2,910.00
948448	14300101610	FORE	10/16/2014	300	37.20
948403	142701005		10/16/2014	300	8,000,000.00
950116	14300101705	CHEC	10/17/2014	300	6,583,652.53
950091	143001002		10/17/2014	300	2,642,264.78
950117	14300101706	SRO L	10/17/2014	300	2,125,555.77
950122	14300101709	CHEC	10/17/2014	300	578,637.13
950094	14300101704	CASH	10/17/2014	300	10,980.69
950092	14300101703	SRO L	10/17/2014	300	7,659.30
950090	143001001		10/17/2014	300	5,033.69
950120	14300101708	CASH	10/17/2014	300	4,933.06
950124	14300101710	FORE	10/17/2014	300	1,635.00
950119	14300101707	OTHE	10/17/2014	300	548.75
949723	142701007		10/17/2014	300	11,000,000.00
950162	143001011		10/17/2014	300	1,073.00
950706	14300102006	CHEC	10/20/2014	300	6,078,631.57
950703	143001002		10/20/2014	300	3,491,793.23
950707	14300102007	SRO L	10/20/2014	300	1,925,597.99
950710	14300102010	CHEC	10/20/2014	300	74,585.65
950704	14300102004	SRO L	10/20/2014	300	33,165.00
950708	14300102008	OTHE	10/20/2014	300	12,804.59
950705	14300102005	CASH	10/20/2014	300	4,604.24
950709	14300102009	CASH	10/20/2014	300	2,687.86
950701	143001001		10/20/2014	300	2,575.48
950685	142701006		10/20/2014	300	12,000,000.00
950702	143001003		10/20/2014	300	3,828.70
951100	14300102106	CHEC	10/21/2014	300	13,055,595.83
951097	143001003		10/21/2014	300	6,086,707.69
951101	14300102107	SRO L	10/21/2014	300	1,878,976.98
951104	14300102110	CHEC	10/21/2014	300	80,284.63
951095	142701001		10/21/2014	300	8,046.63
951099	14300102105	CASH	10/21/2014	300	6,119.61
951098	14300102104	SRO A	10/21/2014	300	3,953.40
951103	14300102109	CASH	10/21/2014	300	1,504.38
951102	14300102108	OTHE	10/21/2014	300	975.00
951096	143001002		10/21/2014	300	392.00
950810	142701005		10/21/2014	300	14,000,000.00
950811	142701006		10/21/2014	300	7,000,000.00
951105	143001011		10/21/2014	300	5,998.20
951742	14300102206	CHEC	10/22/2014	300	6,407,241.78
951739	143001002		10/22/2014	300	3,783,279.11
951743	14300102207	SRO L	10/22/2014	300	2,041,548.62
951740	14300102204	SRO L	10/22/2014	300	270,039.00
951748	14300102210	CHEC	10/22/2014	300	35,275.18
951746	14300102209	CASH	10/22/2014	300	27,900.00
951741	14300102205	CASH	10/22/2014	300	3,557.93
951737	143001001		10/22/2014	300	2,698.47
951744	14300102208	OTHE	10/22/2014	300	2,139.00
951749	143001011		10/22/2014	300	8,514.38
951715	142701007		10/22/2014	300	11,000,000.00
952290	14300102306	CHEC	10/23/2014	300	9,460,242.33
952287	143001002		10/23/2014	300	6,221,091.28
952291	14300102307	SROD	10/23/2014	300	2,406,888.05
952292	14300102308	OTHE	10/23/2014	300	31,346.82
952294	14300102310	CHEC	10/23/2014	300	16,778.10
952288	14300102304	SRO L	10/23/2014	300	11,068.20

Run Date: 6/30/2015
 Run Time: 5:07:57PM

Demand Account Activity

Start Date: 7/1/2014 End Date: 6/30/2015

Page: 386
 User: 0

Jnl. Entry	Ref #	Trx. Date	Ledger	Debit Amount	Credit Amount
952289	14.300102305CASH	10/23/2014	300	5,794.91	
952285	143001001	10/23/2014	300	3,135.48	
952286	143001001	10/23/2014	300	3,135.48	
952293	14300102309CASH	10/23/2014	300	1,381.68	
951859	Var Chg CORRECTI	10/23/2014	300	50.00	
952295	143001003	10/23/2014	300		17,133.61
951862	142701004	10/23/2014	300		14,000,000.00
951863	142701005	10/23/2014	300		6,000,000.00
952311	Back Out Journal Er	10/23/2014	300		3,135.48
952725	14300102407CHEC	10/24/2014	300	16,868,800.13	
952717	142701003	10/24/2014	300	2,565,176.65	
952726	143001024085SRO	10/24/2014	300	1,439,634.70	
952724	14300102406CASH	10/24/2014	300	37,755.18	
952730	14300102411CHEC	10/24/2014	300	17,641.98	
952721	14300102405SRO A	10/24/2014	300	5,494.50	
952713	143001001	10/24/2014	300	2,834.84	
952728	14300102410CASH	10/24/2014	300	664.51	
952715	143001002	10/24/2014	300	460.00	
952727	14300102409OTHEI	10/24/2014	300	325.00	
952704	142701005	10/24/2014	300		13,000,000.00
952899	142701003	10/27/2014	300	19,209,377.56	
952904	14300102707CHEC	10/27/2014	300	9,402,497.59	
952905	14300102708SRO L	10/27/2014	300	1,667,863.60	
952903	14300102706CASH	10/27/2014	300	15,552.03	
952901	14300102705SRO L	10/27/2014	300	8,857.20	
952896	143001001	10/27/2014	300	6,512.56	
952908	14300102711CHEC	10/27/2014	300	2,174.68	
952907	14300102710CASH	10/27/2014	300	1,896.00	
952906	14300102709OTHEI	10/27/2014	300	803.00	
952898	142701002	10/27/2014	300	30.00	
952880	142701008	10/27/2014	300		21,000,000.00
952883	142701009	10/27/2014	300		12,000,000.00
952900	142701004	10/27/2014	300		6,217.00
953256	142701002	10/28/2014	300	5,527,147.51	
953264	14300102806CHEC	10/28/2014	300	4,688,708.98	
953266	14300102807SRO L	10/28/2014	300	1,644,233.88	
953280	14300102810CHEC	10/28/2014	300	31,089.61	
953271	14300102808OTHEI	10/28/2014	300	22,946.94	
953262	14300102804SRO L	10/28/2014	300	14,708.10	
953263	14300102805CASH	10/28/2014	300	6,515.17	
953255	143001001	10/28/2014	300	3,294.93	
953277	14300102809CASH	10/28/2014	300	2,354.80	
953249	142701007	10/28/2014	300		17,000,000.00
953257	143001003	10/28/2014	300		4,834.34
954686	143001002	10/29/2014	300	7,965,758.97	
954690	14300102906SROD	10/29/2014	300	1,914,574.31	
954689	14300102905CHEC	10/29/2014	300	1,653,295.93	
954688	14300102904CASH	10/29/2014	300	11,413.35	
954694	14300102908CASH	10/29/2014	300	9,036.07	
954685	143001001	10/29/2014	300	8,431.04	
954687	14300102903SRO L	10/29/2014	300	7,233.60	
954695	14300102909CHEC	10/29/2014	300	3,255.29	
954728	1510426	10/29/2014	300	677.56	
954747	143001012	10/29/2014	300	561.07	
954692	14300102907OTHEI	10/29/2014	300	125.00	
954698	143001011	10/29/2014	300	114.48	

Run Date: 6/30/2015
 Run Time: 5:07:57PM

Demand Account Activity

Start Date: 7/1/2014 End Date: 6/30/2015

Page: 387
 User: 0

Jnl. Entry	Ref #	Trx. Date	Ledger	Debit Amount	Credit Amount
954696	14300102910FORE	10/29/2014	300	14.24	
954697	143001011	10/29/2014	300		4,880.50
954657	142701006	10/29/2014	300		11,000,000.00
955169	143001002	10/30/2014	300	10,532,002.48	
955175	14300103006CHEC	10/30/2014	300	2,237,748.26	
955179	14300103008SROD	10/30/2014	300	2,102,993.67	
955186	14300103011CHEC	10/30/2014	300	35,260.25	
955183	14300103009OTHE	10/30/2014	300	13,077.11	
955162	143001001	10/30/2014	300	11,292.28	
955173	14300103004SRO C	10/30/2014	300	10,705.20	
955174	14300103005CASH	10/30/2014	300	5,045.95	
955185	14300103010CASH	10/30/2014	300	468.55	
955177	14300103007FORE	10/30/2014	300	48.10	
955142	142701004	10/30/2014	300		13,000,000.00
955171	142701003	10/30/2014	300		4,599.57
955932	Correct Journal Entr	10/31/2014	300	29,788,004.72	
955730	143001002	10/31/2014	300	2,944,243.71	
955908	14300103106CHEC	10/31/2014	300	2,692,619.56	
955909	14300103107SRO C	10/31/2014	300	1,687,427.93	
955912	14300103110CHEC	10/31/2014	300	13,036.09	
955907	14300103105CASH	10/31/2014	300	10,632.75	
955906	14300103104SRO C	10/31/2014	300	10,177.20	
955717	143001001	10/31/2014	300	6,115.58	
955911	14300103109CASH	10/31/2014	300	2,002.85	
955910	14300103108OTHE	10/31/2014	300	425.00	
955505	142701007	10/31/2014	300		27,000,000.00
955506	142701008	10/31/2014	300		12,000,000.00
955863	143001003	10/31/2014	300		20,057.40
955990	142701002	11/3/2014	300	3,053,535.50	
955989	143001001	11/3/2014	300	2,762.74	
955991	143001003	11/3/2014	300		12,848.52
956376	14300110404SRO C	11/4/2014	300	3,664,904.82	
956374	143001002	11/4/2014	300	2,348,937.95	
956375	14300110403SRO C	11/4/2014	300	26,561.70	
956377	14300110405OTHE	11/4/2014	300	6,652.72	
956378	14300110406CASH	11/4/2014	300	1,929.83	
956372	142701001	11/4/2014	300	1,775.28	
956360	142701008	11/4/2014	300		10,000,000.00
956743	143001002	11/5/2014	300	7,217,401.17	
956815	14300110507SROD	11/5/2014	300	2,421,166.12	
956812	14300110506CHEC	11/5/2014	300	2,286,381.22	
956818	14300110508OTHE	11/5/2014	300	886,363.00	
956822	14300110510CHEC	11/5/2014	300	87,768.72	
957092	Correct Journal Entr	11/5/2014	300	13,104.30	
956810	14300110505CASH	11/5/2014	300	7,230.24	
956820	14300110509CASH	11/5/2014	300	3,412.00	
956824	14300110511FORE	11/5/2014	300	3,037.50	
956741	143001001	11/5/2014	300	2,851.73	
956793	143001003	11/5/2014	300		42,165.16
956733	142701007	11/5/2014	300		13,000,000.00
957131	15300110602	11/6/2014	300	4,291,804.65	
957141	15300110610 AIRS	11/6/2014	300	3,808,829.88	
957136	15300110607 DSM\	11/6/2014	300	2,468,246.26	
957142	15300110611 DSM\	11/6/2014	300	37,753.83	
957134	15300110605 AIRS	11/6/2014	300	19,166.40	
957130	15300110601	11/6/2014	300	6,258.50	

Run Date: 6/30/2015
 Run Time: 5:07:57PM

Demand Account Activity

Start Date: 7/1/2014 End Date: 6/30/2015

Page: 388
 User: 0

Jnl. Entry	Ref #	Trx. Date	Ledger	Debit Amount	Credit Amount
957135	15300110606 AIRS	11/6/2014	300	6,255.09	
957465	Back Out Journal Er	11/6/2014	300	6,136.39	
957139	15300110609 DSM\	11/6/2014	300	5,366.68	
957137	15300110608 DSM\	11/6/2014	300	325.00	
957132	15300110603	11/6/2014	300		10,000,000.00
957152	15300110699	11/6/2014	300		6,136.39
957466	Correct Journal Entr	11/6/2014	300		6,135.39
958030	142701002	11/7/2014	300	2,223,953.08	
958038	14300110607CHEC	11/7/2014	300	1,883,962.92	
958039	14300110708SRO L	11/7/2014	300	1,670,169.10	
958042	14300110611CHEC	11/7/2014	300	25,339.21	
958035	14300110605SRO L	11/7/2014	300	11,777.70	
957781	143001001	11/7/2014	300	7,968.49	
958036	14300110606CASH	11/7/2014	300	6,447.43	
958041	14300110710CASH	11/7/2014	300	3,882.24	
958040	14300110709OTHE	11/7/2014	300	1,212.00	
958033	142701004	11/7/2014	300	65.00	
957552	142701006	11/7/2014	300		6,000,000.00
958031	142701003	11/7/2014	300		635.55
958116	143001002	11/10/2014	300	4,749,857.27	
958121	14300111006CHEC	11/10/2014	300	2,286,058.87	
958123	14300111008OTHE	11/10/2014	300	1,797,622.30	
958122	14300111007SRO L	11/10/2014	300	1,590,107.52	
958127	14300111010CHEC	11/10/2014	300	106,475.21	
958117	14300111004SRO L	11/10/2014	300	10,893.30	
958120	14300111005CASH	11/10/2014	300	9,168.48	
958126	14300111009CASH	11/10/2014	300	8,078.94	
958115	143001001	11/10/2014	300	1,497.84	
958107	142701006	11/10/2014	300		5,000,000.00
958108	142701007	11/10/2014	300		5,000,000.00
958128	142701011	11/10/2014	300		13,315.22
958493	143001002	11/12/2014	300	3,579,911.88	
958497	14300111206CHEC	11/12/2014	300	1,919,037.00	
958498	14300111207SRO L	11/12/2014	300	1,748,526.46	
958695	14300111209CASH	11/12/2014	300	14,866.61	
958495	14300111205CASH	11/12/2014	300	12,011.35	
958494	14300111204SRO L	11/12/2014	300	4,392.30	
958698	14300111210CHEC	11/12/2014	300	3,706.78	
958499	14300111208OTHE	11/12/2014	300	2,806.73	
958492	143001001	11/12/2014	300	2,088.15	
958487	142701004	11/12/2014	300		8,000,000.00
958746	142701011	11/12/2014	300		804.10
958893	142701006	11/13/2014	300		8,000,000.00
958895	142701007	11/13/2014	300		17,000,000.00
960481	143001002	11/14/2014	300	24,167,578.84	
960587	14300111404CHEC	11/14/2014	300	3,942,978.65	
960577	14300111306CHEC	11/14/2014	300	2,886,467.50	
960578	14300111307SRO L	11/14/2014	300	2,151,395.68	
960571	14300111405SRO L	11/14/2014	300	2,088,219.08	
960582	14300111310CHEC	11/14/2014	300	12,802.13	
960585	14300111408CHEC	11/14/2014	300	11,419.65	
960575	14300111304SRO L	11/14/2014	300	11,180.40	
960584	14300111402SRO L	11/14/2014	300	10,233.30	
960576	14300111305CASH	11/14/2014	300	10,100.54	
960586	14300111403CASH	11/14/2014	300	6,633.63	
960479	142701001	11/14/2014	300	5,998.64	

Run Date: 6/30/2015
 Run Time: 5:07:57PM

Demand Account Activity

Start Date: 7/1/2014 End Date: 6/30/2015

Page: 389
 User: 0

Jnl. Entry	Ref #	Trx. Date	Ledger	Debit Amount	Credit Amount
960580	14300111309	CASH	11/14/2014	300	1,902.00
960588	14300111408	FORE	11/14/2014	300	1,276.02
960581	14300111407	CASH	11/14/2014	300	1,219.50
960579	14300111308	OTHE	11/14/2014	300	300.00
960583	14300111406	OTHE	11/14/2014	300	100.00
960456	142701010		11/14/2014	300	10,000,000.00
960482	143001003		11/14/2014	300	9,061.15
960485	143001001		11/14/2014	300	1,296.00
961113	143001002		11/17/2014	300	
961117	14300111705	CHEC	11/17/2014	300	12,904,960.33
961118	14300111706	SRO L	11/17/2014	300	5,226,330.40
961125	143001010		11/17/2014	300	2,360,745.91
961119	14300111707	OTHE	11/17/2014	300	123,512.91
961116	14300111704	CASH	11/17/2014	300	36,092.05
961124	14300111709	CHEC	11/17/2014	300	21,440.54
961115	14300111703	SRO L	11/17/2014	300	16,713.88
961112	143001001		11/17/2014	300	11,672.10
961122	14300111708	CASH	11/17/2014	300	10,383.32
960647	142701005		11/17/2014	300	3,274.19
961126	143001011		11/17/2014	300	21,000,000.00
961657	143001002		11/18/2014	300	18,425.06
961661	14300111806	CHEC	11/18/2014	300	8,187,878.87
961662	14300111807	SRO L	11/18/2014	300	4,246,900.91
961660	14300111805	CASH	11/18/2014	300	1,704,009.24
961664	14300111809	CASH	11/18/2014	300	24,880.83
961659	14300111804	SRO L	11/18/2014	300	6,698.38
961656	143001001		11/18/2014	300	4,798.20
961666	14300111811	FORE	11/18/2014	300	2,455.38
961663	14300111808	OTHE	11/18/2014	300	375.00
961665	14300111810	CHEC	11/18/2014	300	350.00
961166	142701001		11/18/2014	300	337.38
961167	142701008		11/18/2014	300	10,000,000.00
961658	143001003		11/18/2014	300	4,000,000.00
961837	142701002		11/19/2014	300	10,571.00
961842	14300111906	CHEC	11/19/2014	300	6,059,095.54
961844	14300111907	SRO L	11/19/2014	300	4,842,632.80
961839	14300111904	SRO L	11/19/2014	300	2,117,450.23
961840	14300111905	CASH	11/19/2014	300	10,530.30
961847	14300111910	CHEC	11/19/2014	300	4,410.43
961836	143001001		11/19/2014	300	3,553.28
961846	14300111909	CASH	11/19/2014	300	2,881.19
961845	14300111908	OTHE	11/19/2014	300	1,857.16
961831	142701007		11/19/2014	300	375.00
961838	143001003		11/19/2014	300	13,000,000.00
962277	14300112006	CHEC	11/20/2014	300	13,232.20
962261	143001002		11/20/2014	300	8,967,572.97
962283	14300112008	SRO L	11/20/2014	300	8,793,816.24
962272	14300112005	CASH	11/20/2014	300	2,301,412.57
962269	14300112004	SRO L	11/20/2014	300	2,301,412.57
962287	14300112010	CASH	11/20/2014	300	13,379.46
962288	14300112011	CHEC	11/20/2014	300	11,569.80
962258	143001001		11/20/2014	300	4,180.58
962714	Correct Journal Entr		11/20/2014	300	2,184.81
962280	14300112007	FORE	11/20/2014	300	1,707.82
962285	14300112009	OTHE	11/20/2014	300	1,707.28
962295	143001012		11/20/2014	300	179.57
					150.00
					65.00

Run Date: 6/30/2015
 Run Time: 5:07:57PM

Demand Account Activity

Start Date: 7/1/2014 End Date: 6/30/2015

Page: 390
 User: 0

Jnl. Entry	Ref #	Trx. Date	Ledger	Debit Amount	Credit Amount
962237	142701006	11/20/2014	300		12,000,000.00
962238	142701007	11/20/2014	300		7,000,000.00
962265	143001003	11/20/2014	300		410.00
962713	Back Out Journal Er	11/20/2014	300		1,707.82
962745	15300112102	11/21/2014	300	28,576,604.49	
962775	15300112109 AIRS	11/21/2014	300	5,266,778.04	
962772	15300112106 DSM\	11/21/2014	300	1,514,471.43	
962774	15300112108 AIRS	11/21/2014	300	33,726.82	
962769	15300112104 AIRS	11/21/2014	300	25,383.60	
962771	15300112105 AIRS	11/21/2014	300	11,317.53	
962744	15300112101	11/21/2014	300	8,721.25	
962778	15300112110 DSM\	11/21/2014	300	4,468.72	
962773	15300112107 DSM\	11/21/2014	300	3,562.15	
962742	15270112104	11/21/2014	300		14,000,000.00
962746	15300112103	11/21/2014	300		13,000,000.00
962799	15300112199	11/21/2014	300		2,789.11
963633	14300112407CHEC	11/24/2014	300	5,838,959.80	
963629	143001002	11/24/2014	300	2,429,953.97	
963634	14300112408SROD	11/24/2014	300	1,829,771.98	
963631	14300112405SRO L	11/24/2014	300	13,926.00	
963636	14300112410CASH	11/24/2014	300	11,609.85	
963632	14300112406CASH	11/24/2014	300	6,716.85	
963627	143001001	11/24/2014	300	3,756.63	
963637	14300112411CHEC	11/24/2014	300	1,039.02	
963635	14300112409OTHE	11/24/2014	300	300.00	
963630	143001003	11/24/2014	300	49.68	
963288	142701007	11/24/2014	300		5,000,000.00
963290	142701008	11/24/2014	300		14,000,000.00
963638	143001012	11/24/2014	300		3,327.47
963815	14300112505CHEC	11/25/2014	300	6,005,417.36	
963812	142701102	11/25/2014	300	2,594,829.57	
963816	14300112506SRO L	11/25/2014	300	1,708,860.88	
963813	14300112503SRO L	11/25/2014	300	9,372.00	
963820	14300112509CHEC	11/25/2014	300	5,098.25	
963811	142701101	11/25/2014	300	4,436.53	
963814	14300112504CASH	11/25/2014	300	3,972.32	
963818	14300112508CASH	11/25/2014	300	1,519.44	
963817	14300112507OTHE	11/25/2014	300	575.00	
963804	142701107	11/25/2014	300		11,000,000.00
963822	143001110	11/25/2014	300		5,207,303.76
963825	143001111	11/25/2014	300		5,972.97
965484	14300112607CHEC	11/26/2014	300	17,420,757.90	
965447	143001102	11/26/2014	300	4,712,619.60	
965485	14300112607SRO L	11/26/2014	300	2,125,442.48	
965490	14300112509CHEC	11/26/2014	300	51,713.29	
965480	14300112605CASH	11/26/2014	300	46,745.92	
965486	14300112507OTHE	11/26/2014	300	27,679.66	
965466	14270112610EFT A	11/26/2014	300	7,451.40	
965479	14300112604SRO L	11/26/2014	300	7,451.40	
965489	14300112508CASH	11/26/2014	300	5,817.72	
964217	1512748	11/26/2014	300	653.40	
965390	143001101	11/26/2014	300	458.67	
965456	143001103	11/26/2014	300		4,890.19
965346	142701108	11/26/2014	300		18,000,000.00
965481	Back Out Journal Er	11/26/2014	300		7,451.40
965700	143001203	12/1/2014	300	6,485,124.82	

Run Date: 6/30/2015
 Run Time: 5:07:57PM

Demand Account Activity

Start Date: 7/1/2014 End Date: 6/30/2015

Page: 391
 User: 0

Jnl. Entry	Ref #	Trx. Date	Ledger	Debit Amount	Credit Amount
965698	143001201	12/1/2014	300	2,185.54	
965699	143001202	12/1/2014	300	288.00	
965695	142701206	12/1/2014	300		7,000,000.00
965701	143001204	12/1/2014	300		6,373.24
966422	143001203	12/2/2014	300	5,612,824.90	
966425	14300120205SRO E	12/2/2014	300	4,564,882.36	
966423	14300120204SRO E	12/2/2014	300	34,570.80	
966428	14300120207CASH	12/2/2014	300	3,482.07	
966049	143001202	12/2/2014	300	3,178.87	
966426	14300120206OTHE	12/2/2014	300	2,950.00	
966034	142701203	12/2/2014	300		11,000,000.00
966048	143001201	12/2/2014	300		31,859.43
966851	143001202	12/3/2014	300	6,322,056.50	
966843	14300120306SRO E	12/3/2014	300	2,649,651.27	
966841	14300120305CHEC	12/3/2014	300	1,269,364.68	
966847	14300120309CHEC	12/3/2014	300	107,099.79	
966832	14300120304CASH	12/3/2014	300	96,058.32	
966836	14300120303SRO E	12/3/2014	300	9,401.70	
966850	143001201	12/3/2014	300	7,269.85	
966844	14300120307OTHE	12/3/2014	300	275.00	
966846	14300120308CASH	12/3/2014	300	227.60	
966848	14300120310FORE	12/3/2014	300	100.00	
966849	143001211	12/3/2014	300		8,351.60
966758	142701207	12/3/2014	300		10,000,000.00
967339	14300120406CHEC	12/4/2014	300	4,898,078.38	
967343	14300120408SRO E	12/4/2014	300	3,148,726.22	
967317	143001202	12/4/2014	300	2,665,214.92	
967344	14300120409OTHE	12/4/2014	300	882,319.00	
967321	14300120404SRO E	12/4/2014	300	115,556.10	
967345	14300120410CASH	12/4/2014	300	14,466.11	
967337	14300120405CASH	12/4/2014	300	7,220.77	
967341	14300120407FORE	12/4/2014	300	4,314.02	
967346	14300120411CHEC	12/4/2014	300	1,668.08	
966992	143001201	12/4/2014	300	1,619.84	
966967	142701204	12/4/2014	300		12,000,000.00
967342	143001203	12/4/2014	300		15,071.99
967651	143001202	12/5/2014	300	5,080,659.87	
967655	14300120507SRO E	12/5/2014	300	2,080,465.30	
967654	14300120506CHEC	12/5/2014	300	1,955,833.37	
967656	14300120508OTHE	12/5/2014	300	1,907,036.55	
967653	14300120505CASH	12/5/2014	300	21,857.98	
967652	14300120504SRO E	12/5/2014	300	10,556.70	
967649	142701201	12/5/2014	300	7,019.30	
967658	14300120510CHEC	12/5/2014	300	3,177.25	
967657	14300120509CASH	12/5/2014	300	1,896.65	
967659	14300120511FORE	12/5/2014	300	354.38	
967643	142701204	12/5/2014	300		11,000,000.00
967660	142701212	12/5/2014	300		2,940.00
968072	143001202	12/8/2014	300	4,934,304.13	
968086	14300120806CHEC	12/8/2014	300	2,623,765.04	
968087	14300120807SRO E	12/8/2014	300	1,767,041.16	
968089	14300120808OTHE	12/8/2014	300	157,170.01	
968091	14300120809CHEC	12/8/2014	300	39,544.92	
968083	14300120804SRO A	12/8/2014	300	39,507.60	
968068	143001201	12/8/2014	300	6,550.51	
968085	14300120805CASH	12/8/2014	300	2,080.39	

Run Date: 6/30/2015
 Run Time: 5:07:57PM

Demand Account Activity

Start Date: 7/1/2014 End Date: 6/30/2015

Page: 392
 User: 0

Jnl. Entry	Ref #	Trx. Date	Ledger	Debit Amount	Credit Amount
968092	14300120810FORE	12/8/2014	300	1,387.59	
968059	Var Chg correction	12/8/2014	300	10.00	
968084	Correct Bank Error	12/8/2014	300	10.00	
968082	Back Out Journal Er	12/8/2014	300		10.00
968057	1427011206	12/8/2014	300		10,000,000.00
968073	142701203	12/8/2014	300		61,813.19
968333	143001202	12/9/2014	300	3,986,136.93	
968337	14300120906CHEC	12/9/2014	300	2,860,619.92	
968338	14300120907SRO L	12/9/2014	300	1,572,536.78	
968341	14300120910CHEC	12/9/2014	300	41,640.83	
968340	14300120909CASH	12/9/2014	300	14,066.33	
968335	14300120904SRO L	12/9/2014	300	9,226.80	
968336	14300120905CASH	12/9/2014	300	5,030.37	
968339	14300120908OTHE	12/9/2014	300	800.00	
968331	143001201	12/9/2014	300	386.42	
968334	143001203	12/9/2014	300	50.00	
968180	142701205	12/9/2014	300		8,000,000.00
968718	142701202	12/10/2014	300	3,026,907.47	
968727	14300121007SRO L	12/10/2014	300	2,222,547.82	
968725	14300121006CK21	12/10/2014	300	2,189,198.40	
968732	14300121009CASH	12/10/2014	300	66,325.00	
968730	14300121008OTHE	12/10/2014	300	59,764.05	
968722	14300121004SRO L	12/10/2014	300	15,899.40	
968717	142701201	12/10/2014	300	9,249.07	
968724	14300121005CASH	12/10/2014	300	2,144.42	
968734	14300121010CHEC	12/10/2014	300	1,093.79	
968685	142701207	12/10/2014	300		7,000,000.00
968720	143001203	12/10/2014	300		6,428.46
969696	143001202	12/11/2014	300	18,722,381.02	
969699	14300121105CHEC	12/11/2014	300	3,889,054.39	
969700	14300121106SRO L	12/11/2014	300	2,290,418.29	
969697	14300121103SRO L	12/11/2014	300	34,590.60	
969725	14300121108CASH	12/11/2014	300	12,197.94	
969698	14300121104CASH	12/11/2014	300	4,906.41	
969695	143001201	12/11/2014	300	2,799.63	
969723	14300121107OTHE	12/11/2014	300	225.00	
969744	143001209	12/11/2014	300		17,823.60
968856	142701204	12/11/2014	300		7,000,000.00
968857	142701205	12/11/2014	300		18,000,000.00
970552	14300121206CHEC	12/12/2014	300	3,163,010.09	
970548	143001203	12/12/2014	300	1,753,637.04	
970560	14300121207SO DE	12/12/2014	300	1,606,749.90	
970569	14300121210CHEC	12/12/2014	300	92,672.87	
970567	14300121209CASH	12/12/2014	300	8,313.96	
970551	14300121205CASH	12/12/2014	300	6,094.11	
970549	14300121204SRO L	12/12/2014	300	4,448.40	
970546	142701201	12/12/2014	300	3,504.45	
970572	14300121211FORE	12/12/2014	300	360.00	
970563	14300121208OTHE	12/12/2014	300	225.00	
970547	143001202	12/12/2014	300	100.00	
970577	143001212	12/12/2014	300		25,205.00
970508	142701207	12/12/2014	300		7,000,000.00
970838	14270121508EFT A	12/15/2014	300	42,921,742.38	
971176	143001202	12/15/2014	300	4,245,721.71	
971183	14300121505CHEC	12/15/2014	300	2,820,590.73	
971184	14300121506SRO L	12/15/2014	300	1,494,825.40	

Run Date: 6/30/2015
 Run Time: 5:07:57PM

Demand Account Activity

Start Date: 7/1/2014 End Date: 6/30/2015

Page: 393
 User: 0

Jnl. Entry	Ref #	Trx. Date	Ledger	Debit Amount	Credit Amount
971185	14300121507OTHE	12/15/2014	300	169,764.00	
971187	14300121509CHEC	12/15/2014	300	77,816.43	
971177	143001210	12/15/2014	300	10,000.00	
971181	14300121503SRO	12/15/2014	300	6,319.50	
971175	143001201	12/15/2014	300	5,838.57	
971182	14300121504CASH	12/15/2014	300	2,359.95	
971186	14300121508CASH	12/15/2014	300	1,122.86	
970721	142701207	12/15/2014	300		9,000,000.00
971178	143001211	12/15/2014	300		2,064.15
971190	Back Out Journal Er	12/15/2014	300		42,921,742.38
971249	143001202	12/16/2014	300	10,672,859.43	
971257	14300121606CHEC	12/16/2014	300	3,418,956.80	
971260	14300121607SRO	12/16/2014	300	1,878,100.34	
971254	14300121605CASH	12/16/2014	300	11,216.44	
971251	14300121604SRO	12/16/2014	300	4,775.10	
971243	143001201	12/16/2014	300	3,398.72	
971264	14300121610CHEC	12/16/2014	300	747.25	
971262	14300121608OTHE	12/16/2014	300	625.00	
971263	14300121609CASH	12/16/2014	300	53.33	
971209	142701204	12/16/2014	300		16,000,000.00
971313	143001211	12/16/2014	300		11,268.27
972035	143001202	12/17/2014	300	3,321,273.55	
972038	14300121706CHEC	12/17/2014	300	3,031,825.58	
972039	14300121707SRO	12/17/2014	300	2,235,808.16	
972036	14300121704SRO	12/17/2014	300	7,408.50	
972032	143001201	12/17/2014	300	4,437.22	
972037	14300121705CASH	12/17/2014	300	3,037.63	
971705	143001205	12/17/2014	300	477.09	
972040	14300121708OTHE	12/17/2014	300	275.00	
972042	14300121709CASH	12/17/2014	300	100.00	
972043	14300121710CHEC	12/17/2014	300	50.00	
971699	142701206	12/17/2014	300		9,000,000.00
972048	143001203	12/17/2014	300		2,136.54
972117	143001202	12/18/2014	300	9,142,188.94	
972120	14300121806CHEC	12/18/2014	300	9,050,623.72	
972122	14300121807SRO	12/18/2014	300	2,326,761.59	
972119	14300121805CASH	12/18/2014	300	86,490.36	
972126	14300121810CHEC	12/18/2014	300	53,000.30	
972124	14300121809CASH	12/18/2014	300	27,932.19	
972123	14300121808OTHE	12/18/2014	300	15,236.41	
972118	14300121804SRO	12/18/2014	300	11,427.90	
972116	143001201	12/18/2014	300	2,338.53	
972127	14300121811FORE	12/18/2014	300	15.00	
972542	143001212	12/18/2014	300		43,638.69
972112	142701205	12/18/2014	300		4,000,000.00
972113	142701206	12/18/2014	300		16,000,000.00
972620	15300121909 AIRS	12/19/2014	300	5,738,477.28	
972575	15300121902	12/19/2014	300	1,979,336.38	
972617	15300121906 DSM\	12/19/2014	300	1,859,133.98	
972621	15300121910 DSM\	12/19/2014	300	89,776.06	
972614	15300121904 AIRS	12/19/2014	300	11,998.80	
972615	15300121904 AIRS	12/19/2014	300	11,809.60	
972574	15300121901	12/19/2014	300	8,342.58	
972619	15300121908 DSM\	12/19/2014	300	8,253.81	
972618	15300121907 DSM\	12/19/2014	300	250.00	
972576	15300121903	12/19/2014	300		9,000,000.00

Run Date: 6/30/2015
 Run Time: 5:07:57PM

Demand Account Activity

Start Date: 7/1/2014 End Date: 6/30/2015

Page: 394
 User: 0

Jnl. Entry	Ref #	Trx. Date	Ledger	Debit Amount	Credit Amount
972960	15300121999	12/19/2014	300		768.17
973109	143001202	12/22/2014	300	17,221,522.11	
973112	14300122206	12/22/2014	300	5,706,695.52	
973113	14300122207SRO C	12/22/2014	300	1,683,479.40	
973114	14300122208OTHE	12/22/2014	300	32,981.13	
973635	Correct Journal Entr	12/22/2014	300	9,134.40	
973110	14300122204SRO C	12/22/2014	300	9,134.00	
973116	14300122210CHEC	12/22/2014	300	4,191.39	
973111	14300122205CASH	12/22/2014	300	2,745.79	
973115	14300122209CASH	12/22/2014	300	2,282.00	
973108	143001201	12/22/2014	300	2,019.89	
973118	1514908	12/22/2014	300	605.51	
973117	143001211	12/22/2014	300		3,559.91
973098	142701207	12/22/2014	300		16,000,000.00
973099	142701208	12/22/2014	300		9,000,000.00
973597	Back Out Journal Er	12/22/2014	300		9,134.00
974086	14300122306	12/23/2014	300	5,433,877.59	
974090	SIMMONS CKS RE	12/23/2014	300	3,363,684.43	
974087	14300122307	12/23/2014	300	2,073,395.20	
974088	14300122308	12/23/2014	300	150,992.00	
974085	14300122304	12/23/2014	300	13,417.80	
974089	14300122309	12/23/2014	300	11,326.88	
974066	14300122305	12/23/2014	300	5,534.52	
974081	14300122310	12/23/2014	300	2,107.93	
974083	SIMMONS REV MO	12/23/2014	300	1,132.70	
974084	SIMMONS FOREIG	12/23/2014	300	305.00	
974071	BOA/SIMM TRF	12/23/2014	300		11,000,000.00
974175	14300122906CHEC	12/29/2014	300	7,907,114.32	
974172	142701202	12/29/2014	300	7,384,071.54	
974176	14300122907SRO C	12/29/2014	300	2,125,898.79	
974174	14300122905CASH	12/29/2014	300	15,968.44	
974178	14300122909CASH	12/29/2014	300	13,303.63	
974179	14300122910CHEC	12/29/2014	300	8,196.10	
974173	14300122904	12/29/2014	300	6,600.00	
974171	143001201	12/29/2014	300	5,194.49	
974177	14300122908OTHE	12/29/2014	300	400.00	
974180	14300122911FORE	12/29/2014	300	16.25	
974158	142701212	12/29/2014	300		7,000,000.00
974160	142701213	12/29/2014	300		11,000,000.00
974209	142701212	12/29/2014	300		7,729.98
975426	14300123006CK21	12/30/2014	300	13,870,619.34	
975428	14300123007SRO C	12/30/2014	300	2,330,983.93	
975414	143001202	12/30/2014	300	887,664.15	
975435	14300123009OTHE	12/30/2014	300	32,750.80	
975422	14300123005CASH	12/30/2014	300	17,502.35	
975441	14300123010CHEC	12/30/2014	300	10,830.63	
975416	14300123004SRO C	12/30/2014	300	7,827.60	
975439	14300123009CASH	12/30/2014	300	3,732.16	
975411	142701201	12/30/2014	300	1,063.43	
975400	142701206	12/30/2014	300		17,000,000.00
975446	143001211	12/30/2014	300		4,237.44
976342	14300123107CHEC	12/31/2014	300	23,732,023.06	
976339	143001203	12/31/2014	300	4,028,615.06	
976343	14300123108SRO C	12/31/2014	300	2,048,150.26	
976341	14300123106CASH	12/31/2014	300	30,247.10	
976340	14300123105SRO C	12/31/2014	300	10,583.10	

Run Date: 6/30/2015
 Run Time: 5:07:57PM

Demand Account Activity

Start Date: 7/1/2014 End Date: 6/30/2015

Page: 395
 User: 0

Jnl. Entry	Ref #	Trx. Date	Ledger	Debit Amount	Credit Amount
976348	14300123111	CHEC	12/31/2014	300	6,117.23
976347	14300123110	CASH	12/31/2014	300	5,516.92
976337	123001201		12/31/2014	300	4,095.84
976344	14300123109	OTHE	12/31/2014	300	775.00
976338	143001202		12/31/2014	300	88.00
975868	142701205		12/31/2014	300	
975870	142701207		12/31/2014	300	3,968,736.20
975871	142701208		12/31/2014	300	18,000,000.00
976359	143001212		12/31/2014	300	8,000,000.00
976724	143000102		1/2/2015	300	12,957.65
976723	143000101		1/2/2015	300	12,143,258.03
976722	142701206		1/2/2015	300	2,974.00
976725	143000103		1/2/2015	300	12,000,000.00
977037	14300010508	CASH	1/5/2015	300	4,582.75
977035	14300010504	SRO C	1/5/2015	300	6,371,486.91
977033	143000102		1/5/2015	300	6,340,702.01
977034	14300010503	SRO C	1/5/2015	300	607,851.37
977036	14300010505	OTHE	1/5/2015	300	39,329.40
977113	Correct Journal Entr		1/5/2015	300	24,631.79
977032	1430001		1/5/2015	300	6,153.11
977021	142700109		1/5/2015	300	540.00
977043	143000109		1/5/2015	300	7,000,000.00
977059	Back Out Journal Er		1/5/2015	300	1,783.00
977193	14300010606	CHEC	1/6/2015	300	6,371,486.91
977195	14300010608	OTHE	1/6/2015	300	8,347,180.36
977194	14300010607	SRO A	1/6/2015	300	2,961,801.22
977189	143000102		1/6/2015	300	2,270,100.59
977198	14300010610	CHEC	1/6/2015	300	577,239.12
977580	Correct Journal Entr		1/6/2015	300	25,654.84
977192	14300010605	CASH	1/6/2015	300	25,385.92
977197	14300010609	CASH	1/6/2015	300	23,385.92
977191	14300010604	SRO C	1/6/2015	300	18,096.12
977186	143000101		1/6/2015	300	5,659.50
977169	142700104		1/6/2015	300	5,071.43
977579	Back Out Journal Er		1/6/2015	300	14,000,000.00
977673	AIRS C21		1/7/2015	300	23,385.92
977613	15300010702		1/7/2015	300	12,569,413.47
977668	DSMV SRO		1/7/2015	300	5,198,497.62
977669	DSMV OTHER		1/7/2015	300	2,299,815.99
977671	DSMV CASHIERS		1/7/2015	300	76,553.77
977675	DSMV C21		1/7/2015	300	31,518.82
977667	AIRS CASHIERS		1/7/2015	300	18,737.92
977663	AIRS TAX SRO		1/7/2015	300	10,825.87
977698	Back Out Journal Er		1/7/2015	300	8,055.30
977612	15300010701		1/7/2015	300	5,649.00
977676	DSMV FOREIGN		1/7/2015	300	3,929.99
977620	15300010705		1/7/2015	300	12.00
977614	15300010703		1/7/2015	300	5.00
977615	15300040704		1/7/2015	300	
977618	15270010707		1/7/2015	300	11,000,000.00
977660	15300010715		1/7/2015	300	10,000,000.00
979223	AIRS C21		1/8/2015	300	5,649.00
979217	15300010802		1/8/2015	300	5,649.00
979221	AIRS/DSMV		1/8/2015	300	18,925,229.06
979209	15300010802		1/8/2015	300	3,785,977.90
979224	AIRS FOREIGN		1/8/2015	300	3,035,071.76
					5,273.80
					18.75

Run Date: 6/30/2015
 Run Time: 5:07:57PM

Demand Account Activity

Start Date: 7/1/2014 End Date: 6/30/2015

Page: 396
 User: 0

Jnl. Entry	Ref #	Trx. Date	Ledger	Debit Amount	Credit Amount
979218	15300010803	1/8/2015	300		25,000,000.00
979238	Returned items	1/8/2015	300		6,567.00
979587	14300010906CHEC	1/9/2015	300	5,441,737.21	
979584	143000102	1/9/2015	300	4,216,411.07	
979588	14300010907SRO L	1/9/2015	300	2,463,889.47	
979591	14300010910CHEC	1/9/2015	300	19,479.21	
979586	14300010905CASH	1/9/2015	300	18,147.77	
979585	14300010904SRO L	1/9/2015	300	5,385.60	
979590	14300010909CASH	1/9/2015	300	4,434.93	
979589	14300010908OTHE	1/9/2015	300	2,380.00	
979583	143000101	1/9/2015	300	1,604.48	
979339	142700104	1/9/2015	300		12,000,000.00
979592	143000111	1/9/2015	300		21,665.07
980008	143000102	1/12/2015	300	9,105,036.08	
980012	14300011206CHEC	1/12/2015	300	4,424,694.63	
980013	14300011207SRO L	1/12/2015	300	1,795,480.98	
980009	14300011204SRO L	1/12/2015	300	39,243.60	
980016	14300011210CHEC	1/12/2015	300	10,434.06	
980006	143000101	1/12/2015	300	6,211.19	
980015	14300011209CASH	1/12/2015	300	5,801.08	
980010	14300011205CASH	1/12/2015	300	2,641.82	
980014	14300011208OTHE	1/12/2015	300	888.48	
980002	142700105	1/12/2015	300		16,000,000.00
980128	142700103	1/12/2015	300		17,773.05
980419	143000102	1/13/2015	300	6,152,601.07	
980423	14300011306 CHEC	1/13/2015	300	5,439,366.89	
980424	14300011307SRO L	1/13/2015	300	1,973,639.17	
980425	14300011308OTHE	1/13/2015	300	22,472.86	
980420	14300011304SRO L	1/13/2015	300	19,017.90	
980421	14300011305CASH	1/13/2015	300	7,875.02	
980427	14300011309CHEC	1/13/2015	300	7,679.47	
980418	143000101	1/13/2015	300	2,833.93	
980367	142700102	1/13/2015	300		4,000,000.00
980393	142700103	1/13/2015	300		10,000,000.00
980428	143000110	1/13/2015	300		1,449.34
980874	143000103	1/14/2015	300	23,680,013.03	
980884	14300011406CK21 .	1/14/2015	300	4,522,822.65	
980886	14300011407SRO L	1/14/2015	300	2,115,508.06	
980890	14300011410CHEC	1/14/2015	300	15,477.00	
980888	14300011409CASH	1/14/2015	300	14,210.18	
980882	14300011404SRO L	1/14/2015	300	6,240.30	
980872	143000101	1/14/2015	300	4,367.32	
980883	14300011405CASH	1/14/2015	300	3,585.25	
980887	14300011408OTHE	1/14/2015	300	125.00	
980873	143000102	1/14/2015	300	10.00	
980840	142700106	1/14/2015	300		9,000,000.00
980843	142700108	1/14/2015	300		15,000,000.00
980891	143000111	1/14/2015	300		2,837.35
981082	14300011506CHEC	1/15/2015	300	9,593,304.51	
981068	143000103	1/15/2015	300	3,457,686.32	
981084	14300011507SRO L	1/15/2015	300	2,453,885.31	
981008	143000102	1/15/2015	300	21,136.31	
981092	104300011510CHEC	1/15/2015	300	20,205.10	
981081	14300011505CASH	1/15/2015	300	18,268.15	
981080	14300011504SRO L	1/15/2015	300	5,979.60	
981089	14300011509CASH	1/15/2015	300	5,308.67	

Run Date: 6/30/2015
 Run Time: 5:07:57PM

Demand Account Activity

Start Date: 7/1/2014 End Date: 6/30/2015

Page: 397
 User: 0

Jnl. Entry	Ref #	Trx. Date	Ledger	Debit Amount	Credit Amount
981087	14300011508OTHE	1/15/2015	300	500.00	
980996	143000101	1/15/2015	300		3,692.14
981075	142700104	1/15/2015	300		12,000,000.00
981076	142700105	1/15/2015	300		9,000,000.00
981508	14300011606CHEC	1/16/2015	300	4,751,762.10	
981461	143000102	1/16/2015	300	2,864,567.43	
981510	14300011607SRO C	1/16/2015	300	1,901,045.44	
981460	143000101	1/16/2015	300	12,619.58	
981507	14300011605CASH	1/16/2015	300	8,296.86	
982075	14300012	1/16/2015	300	6,000.00	
981462	14300011604SRO C	1/16/2015	300	4,712.40	
981515	14300011609CASH	1/16/2015	300	2,031.81	
982074	143000111	1/16/2015	300	400.00	
981517	14300011610CHEC	1/16/2015	300	342.50	
981513	14300011608OTHE	1/16/2015	300	175.00	
981519	143000111	1/16/2015	300		3,334.94
981453	142700106	1/16/2015	300		10,000,000.00
982536	14300012006 ck21	1/20/2015	300	8,212,983.51	
982539	14300012007 Airs D	1/20/2015	300	1,766,929.26	
982530	143000102	1/20/2015	300	1,595,782.85	
982541	14300012009 Airs D	1/20/2015	300	73,828.75	
982452	143000101	1/20/2015	300	6,943.23	
982531	14300012005	1/20/2015	300	6,015.90	
982545	14300012010 Airs D	1/20/2015	300	2,635.92	
982532	14300012005 Cash	1/20/2015	300	690.41	
982540	140300012008 Airs	1/20/2015	300	375.00	
982549	1430001011	1/20/2015	300		155.00
982448	142700102	1/20/2015	300		12,000,000.00
983144	14300012106 Airs T	1/21/2015	300	9,010,281.30	
983133	1430002102 Checks	1/21/2015	300	4,837,536.01	
983147	14300012107 Tax D	1/21/2015	300	1,944,899.00	
983148	14300012108 Airs D	1/21/2015	300	77,334.56	
983151	14300012110 Airs D	1/21/2015	300	39,218.57	
983143	14300012105 AirsT	1/21/2015	300	26,400.83	
983142	14300012104 Airs T	1/21/2015	300	7,081.80	
982610	1430002101	1/21/2015	300	2,870.92	
983150	14300012109	1/21/2015	300	1,204.10	
983136	1430002103 Airs	1/21/2015	300		5,573.67
982598	142700104	1/21/2015	300		14,000,000.00
984506	14300012206	1/22/2015	300	17,825,319.20	
983255	14300012202 Check	1/22/2015	300	4,227,007.10	
983259	14300012207 Air D	1/22/2015	300	2,446,554.78	
983262	14300012210 Airs D	1/22/2015	300	27,268.48	
983257	14300012204 Airs T	1/22/2015	300	8,208.75	
983258	14300012205 Airs T	1/22/2015	300	7,784.09	
983251	14300012201 Cash	1/22/2015	300	2,472.49	
983261	14300012209 Airs D	1/22/2015	300	1,482.56	
983260	14300012208 Airs D	1/22/2015	300	275.00	
983237	14240012203	1/22/2015	300		11,000,000.00
983256	14300012203 Airs	1/22/2015	300		9,027.00
983314	14270012208	1/22/2015	300		15,000,000.00
984560	14300012306 Airs T	1/23/2015	300	15,944,648.47	
985117	14300012302	1/23/2015	300	4,236,028.19	
984544	14300012307 Airs D	1/23/2015	300	2,950,508.74	
984539	14300012304 Airs T	1/23/2015	300	16,731.00	
984542	14300012305 Airs T	1/23/2015	300	13,368.77	

Run Date: 6/30/2015
 Run Time: 5:07:57PM

Demand Account Activity

Page: 398
 User: 0

Start Date: 7/1/2014 End Date: 6/30/2015

Jnl. Entry	Ref #	Trx. Date	Ledger	Debit Amount	Credit Amount
984576	143000123010	1/23/2015	300	4,324.87	
985118	14300012303	1/23/2015	300	478.00	
984550	14300012310 Airs D	1/23/2015	300	293.25	
984548	14300012308 Airs D	1/23/2015	300	200.00	
984655	14300012313 Speci	1/23/2015	300	32.50	
985125	returned items corre	1/23/2015	300	10.00	
984660	14300012314	1/23/2015	300		1,685.00
984561	14270012308 Trans	1/23/2015	300		7,000,000.00
984562	14270012309 Trans	1/23/2015	300		16,000,000.00
985152	14300012602 Check	1/26/2015	300	25,308,539.48	
985143	14300012606 Airs T	1/26/2015	300	21,067,388.81	
985144	14300012607 Airs D	1/26/2015	300	2,056,417.46	
985145	14300012608 Airs D	1/26/2015	300	461,172.06	
985142	14300012605 Airs T	1/26/2015	300	27,121.54	
985147	14300012610 Airs D	1/26/2015	300	14,607.73	
985151	14300012601 Cash	1/26/2015	300	10,698.15	
985141	1430001204 Air Tax	1/26/2015	300	5,111.70	
985146	14300012609 Airs D	1/26/2015	300	2,040.37	
985137	14270012608	1/26/2015	300		26,000,000.00
985153	14300012603 Airs/C	1/26/2015	300		3,287.44
985888	143000106CHECK2	1/27/2015	300	15,026,636.31	
985896	143000102	1/27/2015	300	13,848,343.12	
985889	143000107SRO AIR	1/27/2015	300	2,103,081.27	
985892	143000110CHECK2	1/27/2015	300	7,316.58	
985870	143000104SRO AIR	1/27/2015	300	4,166.25	
985887	143000105CASH OI	1/27/2015	300	2,270.33	
985895	143000101	1/27/2015	300	1,466.88	
985891	143000109CASH OI	1/27/2015	300	843.24	
985890	143000108OTHER /	1/27/2015	300	475.00	
985904	143000112	1/27/2015	300	100.80	
985903	143000111	1/27/2015	300	27.60	
985856	142700102	1/27/2015	300		13,000,000.00
985894	142700109	1/27/2015	300		36,000,000.00
985997	143000112	1/27/2015	300		503.34
986375	1430012802 Checks	1/28/2015	300	12,482,313.31	
986355	14300012806 Airs T	1/28/2015	300	4,586,438.25	
986356	14300012807 Airs D	1/28/2015	300	2,622,965.03	
986358	14300012808 Airs D	1/28/2015	300	48,117.91	
986350	14300012804 Airs T	1/28/2015	300	6,286.50	
986360	14300012810 Airs D	1/28/2015	300	4,700.89	
986359	14300012809	1/28/2015	300	4,514.25	
986363	14300012801 Cash	1/28/2015	300	4,270.89	
986351	14300012805 Airs T	1/28/2015	300	3,359.71	
986485	1517910	1/28/2015	300	631.99	
986377	1430012802-2 Chec	1/28/2015	300	198.50	
986059	14270012811	1/28/2015	300		25,000,000.00
986391	14270012804 Airs/C	1/28/2015	300		6,521.58
986879	14300012902	1/29/2015	300	13,058,801.90	
986940	14300012906 Airs T	1/29/2015	300	6,344,019.55	
986942	14300012907 Airs D	1/29/2015	300	2,411,288.57	
986886	14300012904 Airs T	1/29/2015	300	9,431.40	
986878	14300012901	1/29/2015	300	4,189.04	
986937	14300012905 Airs T	1/29/2015	300	4,085.52	
986945	14300012909 Airs D	1/29/2015	300	1,729.57	
986946	14300012910 Airs D	1/29/2015	300	1,198.90	
986944	1430001298 Airs DS	1/29/2015	300	250.00	

Run Date: 6/30/2015
 Run Time: 5:07:57PM

Demand Account Activity

Start Date: 7/1/2014 End Date: 6/30/2015

Page: 399
 User: 0

Jnl. Entry	Ref #	Trx. Date	Ledger	Debit Amount	Credit Amount
986882	14270012901	1/29/2015	300		11,000,000.00
986885	14270012902	1/29/2015	300		11,000,000.00
986980	142700129011 Airs/	1/29/2015	300		18,095.00
987372	14300013002 Check	1/30/2015	300	23,668,503.94	
987342	14300013006 Airs T	1/30/2015	300	3,261,853.11	
987345	14300013008 Airs D	1/30/2015	300	1,924,926.91	
987346	1430013008 Airs DE	1/30/2015	300	775,105.00	
987518	14300013010CHEC	1/30/2015	300	27,779.07	
987341	14300013005 Airs T	1/30/2015	300	19,118.87	
987340	14300013004 Airs T	1/30/2015	300	6,477.90	
987479	Back Out Journal Er	1/30/2015	300	6,198.44	
987484	Correct Journal Entr	1/30/2015	300	6,198.44	
987347	14300013009	1/30/2015	300	913.38	
987360	1430001301 Cash	1/30/2015	300		6,198.44
987374	14270013002 Simm	1/30/2015	300		26,000,000.00
987382	14300013011 Airs/C	1/30/2015	300		29,218.51
987588	14300020202 Check	2/2/2015	300	2,460,193.13	
987587	14300020201 Cash	2/2/2015	300	7,358.06	
987592	142700202004 Simr	2/2/2015	300		6,000,000.00
987598	14300020203 Airs/C	2/2/2015	300		12,254.19
987940	14300020307 Airs D	2/3/2015	300	4,321,430.38	
987937	14300020302 Check	2/3/2015	300	990,845.83	
987976	14300020305 Funny	2/3/2015	300	180,565.94	
987941	14300020308 Airs D	2/3/2015	300	75,848.57	
987939	14300020304 Airs T	2/3/2015	300	14,817.00	
987942	14300020309 Airs D	2/3/2015	300	8,999.57	
987936	14300020301 Cash	2/3/2015	300	1,309.88	
987938	14300020303 BOA t	2/3/2015	300		5,000,000.00
988216	143000203016 Airs/	2/3/2015	300		50,310.71
988378	143000202	2/4/2015	300	3,553,246.08	
988334	14300020406 Airs T	2/4/2015	300	3,334,562.69	
988340	14300020407 Airs D	2/4/2015	300	2,735,507.62	
988341	14300020408 Airs D	2/4/2015	300	1,027,348.70	
988342	14300020410 Airs D	2/4/2015	300	28,603.42	
988330	14300020405 Airs T	2/4/2015	300	14,203.59	
988377	143000201	2/4/2015	300	6,384.10	
988336	14300020204 Airs T	2/4/2015	300	5,778.30	
988339	143000204066 Airs	2/4/2015	300	1,673.05	
988343	14300020411 Airs D	2/4/2015	300	262.00	
988376	142700202	2/4/2015	300		11,000,000.00
988379	143000203	2/4/2015	300		46,152.65
988826	14300020502 Check	2/5/2015	300	10,091,473.94	
988817	14300020506 Airs T	2/5/2015	300	3,746,645.26	
988830	14300020507.2	2/5/2015	300	2,584,484.23	
988821	14300020510 Airs I	2/5/2015	300	58,236.18	
988816	14300020505 Airs T	2/5/2015	300	12,745.71	
988825	14300020501 Cash	2/5/2015	300	6,523.44	
988815	14300020504 Airs T	2/5/2015	300	5,992.80	
990013	143000205	2/5/2015	300	5,000.00	
988820	14300020509 Airs D	2/5/2015	300	4,987.56	
988818	14300020507 Airs D	2/5/2015	300	225.00	
988828	14300020503 Simm	2/5/2015	300		15,000,000.00
988832	14300020511 Airs/C	2/5/2015	300		514.01
990038	14300020607 AIRS	2/6/2015	300	2,399,210.87	
990030	14300020602 Check	2/6/2015	300	1,933,416.82	
990037	14300020606 AIRS	2/6/2015	300	1,665,761.26	

Run Date: 6/30/2015
 Run Time: 5:07:57PM

Demand Account Activity

Start Date: 7/1/2014 End Date: 6/30/2015

Page: 400
 User: 0

Jnl. Entry	Ref #	Trx. Date	Ledger	Debit Amount	Credit Amount
990042	14300020610 AIRS	2/6/2015	300	103,167.87	
990039	14300020608 AIRS	2/6/2015	300	27,293.35	
990099	Correct Journal Entr	2/6/2015	300	5,879.29	
990029	14300020601 Cash	2/6/2015	300	5,829.79	
990032	14300020604 AIRS	2/6/2015	300	4,488.00	
990040	14300020609 AIRS	2/6/2015	300	3,916.89	
990036	14300020605 AIRS	2/6/2015	300	3,416.26	
990046	14300020611 Return	2/6/2015	300		16,988.20
990031	14300020603 BOA t	2/6/2015	300		8,000,000.00
990396	Back Out Journal Er	2/6/2015	300		5,829.79
990416	14300020902	2/9/2015	300	4,996,591.99	
990422	14300020907	2/9/2015	300	2,208,140.41	
990421	14300020906	2/9/2015	300	2,084,244.85	
990423	14300020908	2/9/2015	300	29,060.96	
990415	14300020901	2/9/2015	300	9,200.41	
990420	14300020905	2/9/2015	300	7,860.96	
990419	14300020904	2/9/2015	300	7,481.10	
990424	14300020909	2/9/2015	300	4,694.26	
990425	14300020910	2/9/2015	300	473.46	
990426	14300020911	2/9/2015	300	58.00	
990414	14300020905	2/9/2015	300		18,000,000.00
990418	14300020903	2/9/2015	300		75.46
990851	143000207	2/10/2015	300	3,262,423.79	
990838	143000202	2/10/2015	300	3,208,894.70	
990849	143000206	2/10/2015	300	2,593,784.48	
990841	143000204	2/10/2015	300	8,547.00	
990856	143000210	2/10/2015	300	6,670.89	
990848	143000205	2/10/2015	300	2,984.86	
990837	143000201	2/10/2015	300	1,716.15	
990855	143000209	2/10/2015	300	1,623.14	
990853	143000208	2/10/2015	300	700.00	
990857	143000211	2/10/2015	300	96.89	
990840	143000203	2/10/2015	300		2,905.00
991581	Correct Journal Entr	2/11/2015	300	2,392,201.72	
991542	143000207	2/11/2015	300	2,327,469.07	
991519	143000202	2/11/2015	300	2,157,022.53	
991681	Correct Journal Entr	2/11/2015	300	2,157,022.53	
991540	143000206	2/11/2015	300	1,698,361.46	
991537	143000205 AIRS	2/11/2015	300	66,411.68	
991547	143000209	2/11/2015	300	10,941.39	
991533	143000204 AIRS	2/11/2015	300	7,956.80	
991549	143000210	2/11/2015	300	7,849.55	
991518	143000201	2/11/2015	300	4,760.35	
991679	Correct Journal Entr	2/11/2015	300	1,679.03	
991545	143000208	2/11/2015	300	450.00	
991551	143000211	2/11/2015	300	97.60	
991505	142700202	2/11/2015	300		7,000,000.00
991520	143000203	2/11/2015	300		121.69
991563	Back Out Journal Er	2/11/2015	300		2,327,469.07
991670	Back Out Journal Er	2/11/2015	300		66,411.68
991680	Back Out Journal Er	2/11/2015	300		2,157,022.53
991696	143000206 AIRS TA	2/12/2015	300	3,459,272.12	
991697	143000207 AIRS D€	2/12/2015	300	3,088,001.89	
991693	143000203	2/12/2015	300	2,102,326.26	
991886	143000209 AIRS D€	2/12/2015	300	66,013.78	
991698	143000208 AIRS D€	2/12/2015	300	13,821.39	

Run Date: 6/30/2015
 Run Time: 5:07:57PM

Demand Account Activity

Page: 401
 User: 0

Start Date: 7/1/2014 End Date: 6/30/2015

Jnl. Entry	Ref #	Trx. Date	Ledger	Debit Amount	Credit Amount
991958	143000210 AIRS D€	2/12/2015	300	8,776.23	
991694	143000204 AIRS SF	2/12/2015	300	5,755.20	
991689	143000201	2/12/2015	300	4,456.55	
991695	143000205 AIRS TA	2/12/2015	300	3,793.04	
991692	143000202	2/12/2015	300	55.00	
991959	142700201	2/12/2015	300		8,000,000.00
992004	143000211 RETUR	2/12/2015	300		14,874.15
992163	143000202	2/13/2015	300	3,202,947.93	
992169	143000206 AIRS TA	2/13/2015	300	2,625,531.71	
992170	143000207 AIRS D€	2/13/2015	300	1,881,711.24	
992171	143000208 AIRS D€	2/13/2015	300	12,046.61	
992161	143000201	2/13/2015	300	8,362.86	
992167	143000205 AIRS TA	2/13/2015	300	8,025.73	
992168	143000209 AIRS D€	2/13/2015	300	7,616.27	
992165	143000204 AIRS TA	2/13/2015	300	4,930.20	
992173	143000210 AIRS D€	2/13/2015	300	352.50	
992555	143000211	2/13/2015	300	66.71	
992164	143000203	2/13/2015	300		1,997.50
992174	142700201	2/13/2015	300		7,000,000.00
992625	143000202	2/17/2015	300	2,367,184.73	
992631	143000207 AIRS D€	2/17/2015	300	2,172,946.54	
992630	143000206 AIRS TA	2/17/2015	300	1,818,483.02	
992633	143000209 AIRS D€	2/17/2015	300	11,109.50	
992628	143000205 AIRS TA	2/17/2015	300	9,925.47	
992626	143000204 AIRS TA	2/17/2015	300	8,985.90	
992624	143000201	2/17/2015	300	6,802.46	
992634	143000210 AIRS D€	2/17/2015	300	5,524.46	
992632	143000208 AIRS D€	2/17/2015	300	550.00	
992635	142700201	2/17/2015	300		7,000,000.00
993141	143000206 AIRS TA	2/18/2015	300	3,763,924.38	
993142	143000207 AIRS D€	2/18/2015	300	2,422,687.11	
993138	143000202	2/18/2015	300	183,663.52	
993143	143000208 AIRS D€	2/18/2015	300	144,346.63	
993140	143000205 AIRS TA	2/18/2015	300	10,367.28	
993139	143000204 AIRS TA	2/18/2015	300	4,563.90	
993145	143000209 AIRS D€	2/18/2015	300	4,106.25	
993132	143000201	2/18/2015	300	446.17	
993152	142700206	2/18/2015	300		6,000,000.00
993393	143000203	2/18/2015	300		8,435.21
994556	143000206 AIRS TA	2/19/2015	300	3,403,131.50	
994558	143000207 AIRS D€	2/19/2015	300	2,551,733.05	
994552	143000202	2/19/2015	300	1,668,626.90	
994561	143000210 AIRS D€	2/19/2015	300	16,687.81	
994553	143000204 AIRS TA	2/19/2015	300	7,032.30	
994560	143000209 AIRS D€	2/19/2015	300	6,333.62	
994554	143000205 AIRS TA	2/19/2015	300	2,146.71	
994551	143000201	2/19/2015	300	959.56	
994559	143000208 AIRS D€	2/19/2015	300	400.00	
994562	142700201	2/19/2015	300		9,000,000.00
994612	143000203	2/19/2015	300		30,796.65
994732	143000203	2/20/2015	300	5,175,145.23	
994737	143000207 AIRS D€	2/20/2015	300	2,512,172.19	
994738	143000208 AIRS D€	2/20/2015	300	904,678.52	
994736	143000206 AIRS TA	2/20/2015	300	189,224.46	
994740	143000210 AIRS D€	2/20/2015	300	24,265.00	
994734	143000205 AIRS TA	2/20/2015	300	10,306.54	

Run Date: 6/30/2015
 Run Time: 5:07:57PM

Demand Account Activity

Start Date: 7/1/2014 End Date: 6/30/2015

Page: 402
 User: 0

Jnl. Entry	Ref #	Trx. Date	Ledger	Debit Amount	Credit Amount
994733	143000204 AIRS TA	2/20/2015	300	9,497.40	
994730	143000201	2/20/2015	300	6,364.53	
994739	143000209 AIRS D€	2/20/2015	300	3,691.89	
994755	143000211	2/20/2015	300	33.08	
994731	143000202	2/20/2015	300	30.00	
994745	142700203	2/20/2015	300		8,000,000.00
995159	143000213	2/20/2015	300		618.23
994757	143000212	2/20/2015	300		4,803.71
995181	143000202	2/23/2015	300	5,767,512.17	
995185	143000206 AIRS TA	2/23/2015	300	3,856,676.29	
995186	143000207 AIRS D€	2/23/2015	300	2,127,666.34	
995183	143000204 AIRS TA	2/23/2015	300	21,803.10	
995187	143000208 AIRS D€	2/23/2015	300	17,272.00	
995180	143000201	2/23/2015	300	5,529.07	
995189	143000210 AIRS D€	2/23/2015	300	3,958.00	
995184	143000205 AIRS TA	2/23/2015	300	3,544.79	
995188	143000209 AIRS D€	2/23/2015	300	1,895.88	
995182	143000203	2/23/2015	300	50.00	
995196	143000211	2/23/2015	300		11,150.96
995190	142700201	2/23/2015	300		12,000,000.00
995555	143000202	2/24/2015	300	12,483,057.80	
995560	143000206 AIRS TA	2/24/2015	300	11,046,302.63	
995562	143000208 AIRS D€	2/24/2015	300	2,842,828.29	
995557	143000204 AIRS TA	2/24/2015	300	8,358.90	
995565	143000211 AIRS D€	2/24/2015	300	4,839.42	
995558	143000205 AIRS TA	2/24/2015	300	4,426.21	
995563	143000209 AIRS D€	2/24/2015	300	3,297.00	
995564	1430002010 AIRS C	2/24/2015	300	2,361.07	
995552	143000201	2/24/2015	300	708.00	
995586	1520082	2/24/2015	300	637.75	
995566	143000207 AIRS TA	2/24/2015	300	250.00	
995570	142700202	2/24/2015	300		26,000,000.00
996199	143000202	2/25/2015	300	11,135,200.37	
996202	143000206 AIRS TA	2/25/2015	300	6,220,097.43	
996203	143000207 AIRS D€	2/25/2015	300	1,700,366.32	
996201	143000205 AIRS TA	2/25/2015	300	14,530.75	
996200	143000204 AIRS TA	2/25/2015	300	5,817.90	
996198	143000201	2/25/2015	300	3,500.06	
996204	143000208 AIRS D€	2/25/2015	300	1,325.00	
996205	143000209 AIRS D€	2/25/2015	300	45.00	
996214	142700204	2/25/2015	300		4,998.79
996241	142700205	2/25/2015	300		19,000,000.00
996334	143000207 AIRS D€	2/26/2015	300	2,080,893.61	
996325	143000202	2/26/2015	300	1,446,014.00	
996332	143000206 AIRS TA	2/26/2015	300	1,419,568.33	
996338	143000208 AIRS D€	2/26/2015	300	64,349.89	
996327	143000205 AIRS TA	2/26/2015	300	39,772.56	
996682	Correct Journal Entr	2/26/2015	300	5,619.90	
996326	143000204 AIRS TA	2/26/2015	300	5,619.50	
996324	143000201	2/26/2015	300	3,174.18	
996339	143000209 AIRS D€	2/26/2015	300	1,441.99	
996340	143000210	2/26/2015	300	85.00	
996351	142700202	2/26/2015	300		5,000,000.00
996678	Back Out Journal Er	2/26/2015	300		5,619.50
996724	143000206 AIRS TA	2/27/2015	300	15,181,297.35	
996721	143000202	2/27/2015	300	4,672,568.07	

Run Date: 6/30/2015
 Run Time: 5:07:57PM

Demand Account Activity

Page: 403
 User: 0

Start Date: 7/1/2014 End Date: 6/30/2015

Jnl. Entry	Ref #	Trx. Date	Ledger	Debit Amount	Credit Amount
996725	143000207 AIRS D€	2/27/2015	300	1,859,540.61	
996726	143000208 AIRS D€	2/27/2015	300	9,384.34	
996722	143000204 AIRS TA	2/27/2015	300	5,115.00	
996723	143000205 AIRS TA	2/27/2015	300	4,076.44	
996728	143000210 AIRS D€	2/27/2015	300	1,710.40	
996719	143000201	2/27/2015	300	1,239.25	
996727	143000209 AIRS D€	2/27/2015	300	545.50	
996730	142700202	2/27/2015	300		22,000,000.00
996737	143000211	2/27/2015	300		4,791.41
997283	143000303	3/2/2015	300	7,135,051.43	
997281	143000301	3/2/2015	300	4,462.82	
997282	143000302	3/2/2015	300	100.00	
997284	143000304	3/2/2015	300		1,309.00
997723	143000303	3/3/2015	300	5,084,926.65	
997725	143000305 AIRS D€	3/3/2015	300	4,922,187.78	
997726	143000306 AIRS D€	3/3/2015	300	47,814.59	
997727	143000307 AIRS D€	3/3/2015	300	30,333.30	
997724	143000304 AIRS TA	3/3/2015	300	24,393.60	
997986	143000308	3/3/2015	300	6,573.10	
997721	143000301	3/3/2015	300	2,599.88	
997722	143000302	3/3/2015	300	30.00	
997728	143000301	3/3/2015	300		15,000,000.00
997732	143000308	3/3/2015	300		20,884.46
998198	143000302	3/4/2015	300	9,701,473.41	
998202	143000306 AIRS TA	3/4/2015	300	5,428,207.19	
998203	143000307 AIRS D€	3/4/2015	300	2,723,015.47	
998204	143000308 AIRS D€	3/4/2015	300	2,178,825.80	
998200	143000304 AIRS TA	3/4/2015	300	8,025.60	
998201	143000305 AIRS TA	3/4/2015	300	7,540.75	
998197	143000301	3/4/2015	300	5,159.01	
998205	143000309 AIRS D€	3/4/2015	300	4,149.54	
998206	143000310 AIRS D€	3/4/2015	300	16.25	
998199	143000303	3/4/2015	300		17,000,000.00
999875	143000306 AIRS TA	3/6/2015	300	7,024,713.59	
999796	143000302	3/6/2015	300	6,871,134.34	
999873	143000307 AIRS D€	3/6/2015	300	5,820,691.86	
999870	143000304 AIRS TA	3/6/2015	300	68,448.60	
999985	143000311	3/6/2015	300	16,802.77	
998643	143000301	3/6/2015	300	9,802.84	
999872	143000305 AIRS TA	3/6/2015	300	8,205.73	
999876	143000309 AIRS D€	3/6/2015	300	8,003.99	
999874	143000308 AIRS D€	3/6/2015	300	1,125.00	
999883	143000310	3/6/2015	300	160.58	
999864	143000301	3/6/2015	300		11,469.28
999803	143000303	3/6/2015	300		11,000,000.00
999999	143000306 AIRS TA	3/9/2015	300	5,582,571.48	
999995	143000302	3/9/2015	300	851,455.76	
1000000	143000307 AIRS D€	3/9/2015	300	456,985.71	
999998	143000305 AIRS TA	3/9/2015	300	15,854.13	
999994	143000301	3/9/2015	300	7,887.60	
1000329	Correct Journal Entr	3/9/2015	300	7,887.60	
1000376	Correct Journal Entr	3/9/2015	300	7,887.60	
1000003	143000310 AIRS D€	3/9/2015	300	7,710.40	
999997	143000304 AIRS TA	3/9/2015	300	1,976.70	
1000001	143000308 AIRS D€	3/9/2015	300	350.00	
1000002	143000309 AIRS D€	3/9/2015	300	50.20	

Run Date: 6/30/2015
 Run Time: 5:07:57PM

Demand Account Activity

Start Date: 7/1/2014 End Date: 6/30/2015

Page: 404
 User: 0

Jnl. Entry	Ref #	Trx. Date	Ledger	Debit Amount	Credit Amount
1000004	142700301	3/9/2015	300		21,000,000.00
1000360	143000303	3/9/2015	300		38,147.23
1000315	Back Out Journal Er	3/9/2015	300		7,887.60
1000335	Back Out Journal Er	3/9/2015	300		7,887.60
1000401	143000305 AIRS TA	3/10/2015	300	5,758,950.52	
1000393	143000302	3/10/2015	300	1,998,902.08	
1000402	143000306 AIRS D€	3/10/2015	300	1,870,998.23	
1000403	143000307 AIRS D€	3/10/2015	300	54,482.95	
1000405	143000309 AIRS D€	3/10/2015	300	47,814.50	
1000397	143000303 AIRS TA	3/10/2015	300	5,303.10	
1000392	143000301	3/10/2015	300	5,250.14	
1000399	143000304 AIRS TA	3/10/2015	300	3,958.56	
1000404	143000308 AIRS D€	3/10/2015	300	3,928.32	
1000409	143000310	3/10/2015	300	100.00	
1000394	142700301	3/10/2015	300		10,000,000.00
1000770	143000311	3/10/2015	300		666.00
1000802	143000302	3/11/2015	300	24,390,633.63	
1001089	143000307 AIRS D€	3/11/2015	300	1,683,511.48	
1001088	143000306 AIRS TA	3/11/2015	300	209,455.72	
1001086	143000304 AIRS TA	3/11/2015	300	31,706.40	
1001091	143000309 AIRS D€	3/11/2015	300	18,964.33	
1001090	143000308 AIRS D€	3/11/2015	300	10,461.95	
1000799	143000301	3/11/2015	300	6,932.59	
1001087	143000305 AIRS TA	3/11/2015	300	6,610.35	
1000803	143000303	3/11/2015	300	438.00	
1001085	142700302	3/11/2015	300		16,000,000.00
1001093	143000310	3/11/2015	300		215.00
1001240	143000306 AIRS TA	3/12/2015	300	6,560,334.23	
1001242	143000308 AIRS D€	3/12/2015	300	3,904,476.19	
1001234	143000302	3/12/2015	300	2,535,046.78	
1001245	143000311 AIRS D€	3/12/2015	300	591,629.63	
1001238	143000304 AIRS TA	3/12/2015	300	6,484.50	
1001244	143000309 AIRS D€	3/12/2015	300	4,978.48	
1001233	143000301	3/12/2015	300	1,092.50	
1001246	143000312 AIRS D€	3/12/2015	300	1,007.00	
1001239	143000305 AIRS TA	3/12/2015	300	678.90	
1001241	143000307 AIRS TA	3/12/2015	300	500.00	
1001243	143000309 AIRS D€	3/12/2015	300	464.12	
1001237	142700303	3/12/2015	300		9,000,000.00
1001265	143000303	3/12/2015	300		16,900.41
1001683	143000302	3/13/2015	300	9,227,893.74	
1001692	143000306 AIRS TA	3/13/2015	300	5,133,668.57	
1001693	143000307 AIRS D€	3/13/2015	300	2,358,801.88	
1001697	143000310 AIRS D€	3/13/2015	300	269,913.64	
1001690	143000304 AIRS TA	3/13/2015	300	27,522.00	
1001694	143000308 AIRS D€	3/13/2015	300	20,200.38	
1001696	143000309 AIRS D€	3/13/2015	300	11,749.53	
1001691	143000305 AIRS TA	3/13/2015	300	5,898.24	
1001682	143000301	3/13/2015	300	4,391.43	
1001684	143000303	3/13/2015	300	50.00	
1001685	143000311	3/13/2015	300		2,969.75
1001686	142700301	3/13/2015	300		27,000,000.00
1002179	143000306 AIRS TA	3/16/2015	300	4,146,090.15	
1002173	143000302	3/16/2015	300	2,138,199.09	
1002183	143000307 AIRS D€	3/16/2015	300	2,097,363.17	
1002186	143000310 AIRS D€	3/16/2015	300	21,874.07	

Run Date: 6/30/2015
 Run Time: 5:07:57PM

Demand Account Activity

Start Date: 7/1/2014 End Date: 6/30/2015

Page: 405
 User: 0

Jnl. Entry	Ref #	Trx. Date	Ledger	Debit Amount	Credit Amount
1002178	143000305 AIRS TA	3/16/2015	300	14,267.34	
1002176	143000304 AIRS TA	3/16/2015	300	7,583.40	
1002172	143000301	3/16/2015	300	7,010.23	
1002185	143000309 AIRS DE	3/16/2015	300	3,384.29	
1002184	143000308 AIRS DE	3/16/2015	300	925.00	
1002174	143000303	3/16/2015	300		13,000,000.00
1002187	143000311	3/16/2015	300		68,556.22
1003063	143000302	3/17/2015	300	3,918,272.85	
1003071	143000306CHECK2	3/17/2015	300	3,771,716.78	
1003075	143000307SRO DEI	3/17/2015	300	2,274,337.61	
1003079	143000308OTHER I	3/17/2015	300	59,857.60	
1003066	143000304SRO DEI	3/17/2015	300	11,922.90	
1003084	143000310FOREIGI	3/17/2015	300	6,297.00	
1003069	143000305CASH OI	3/17/2015	300	5,416.10	
1003060	143000301	3/17/2015	300	2,425.10	
1003081	143000309CASH OI	3/17/2015	300	97.33	
1003036	142700307	3/17/2015	300		10,000,000.00
1003162	142700311	3/17/2015	300		3,873.74
1003662	143000302	3/18/2015	300	4,652,792.94	
1003638	143000306 AIRS TA	3/18/2015	300	4,328,107.56	
1003640	143000308 AIRS DE	3/18/2015	300	2,909,691.03	
1003644	143000311 AIRS DE	3/18/2015	300	339,972.58	
1003663	143000304	3/18/2015	300	28,441.68	
1003558	143000304 AIRS TA	3/18/2015	300	10,114.50	
1003642	143000309 AIRS DE	3/18/2015	300	9,235.97	
1003645	143000312 AIRS DE	3/18/2015	300	7,281.75	
1003639	143000307 AIRS TA	3/18/2015	300	5,000.00	
1003661	143000301	3/18/2015	300	3,720.21	
1003637	143000305 AIRS TA	3/18/2015	300	3,143.18	
1003643	143000310 AIRS DE	3/18/2015	300	740.00	
1003545	143000303	3/18/2015	300		1,852.01
1003657	142700309	3/18/2015	300		13,000,000.00
1004802	143000306CHECK2	3/19/2015	300	10,771,285.48	
1004799	143000303	3/19/2015	300	6,115,972.33	
1004804	143000307SRO DEI	3/19/2015	300	2,770,446.65	
1004818	143000310CHECK2	3/19/2015	300	552,272.08	
1004795	143000301	3/19/2015	300	24,447.05	
1004800	143000304SRO DEI	3/19/2015	300	6,861.70	
1004820	143000311FOREIGI	3/19/2015	300	5,805.00	
1004801	143000305CASH OI	3/19/2015	300	3,648.92	
1004807	143000308OTHER I	3/19/2015	300	375.00	
1004809	143000309CASH OI	3/19/2015	300	247.46	
1004797	143000302	3/19/2015	300	88.00	
1004790	142700303	3/19/2015	300		13,000,000.00
1004791	142700304	3/19/2015	300		7,000,000.00
1004823	143000312	3/19/2015	300		3,284.00
1005244	143000307 AIRS TA	3/20/2015	300	9,901,561.44	
1005008	143000303	3/20/2015	300	3,510,666.22	
1005251	143000308 AIRS DE	3/20/2015	300	2,029,674.09	
1005331	143000311 AIRS DE	3/20/2015	300	129,106.53	
1005009	143000305 AIRS TA	3/20/2015	300	6,402.00	
1005010	143000306 AIRS TA	3/20/2015	300	3,378.93	
1005006	143000301	3/20/2015	300	2,896.50	
1005252	143000309 AIRS DE	3/20/2015	300	2,215.00	
1005328	143000310 AIRS DE	3/20/2015	300	962.72	
1005332	143000312 AIRS DE	3/20/2015	300	122.00	

Run Date: 6/30/2015
 Run Time: 5:07:57PM

Demand Account Activity

Start Date: 7/1/2014 End Date: 6/30/2015

Page: 406
 User: 0

Jnl. Entry	Ref #	Trx. Date	Ledger	Debit Amount	Credit Amount
1005007	143000302	3/20/2015	300	50.00	
1005336	143000313	3/20/2015	300		3,037.00
1005338	142700301	3/20/2015	300		12,000,000.00
1005494	143000302	3/23/2015	300	11,231,119.89	
1005498	143000307 AIRS TA	3/23/2015	300	4,849,184.87	
1005500	143000308 AIRS DE	3/23/2015	300	1,949,496.43	
1005503	143000311 AIRS DE	3/23/2015	300	86,354.25	
1005501	143000309 AIRS DE	3/23/2015	300	59,088.01	
1005496	143000305 AIRS TA	3/23/2015	300	19,661.40	
1005504	143000312 AIRS DE	3/23/2015	300	10,021.00	
1005497	143000306 AIRS TA	3/23/2015	300	7,177.74	
1005493	143000301	3/23/2015	300	2,951.50	
1005502	143000310 AIRS DE	3/23/2015	300	2,334.59	
1005495	143000303	3/23/2015	300		14,000,000.00
1005837	143000313	3/23/2015	300		26.00
1005859	143000314	3/23/2015	300		7,000,000.00
1006361	143000306 AIRS TA	3/24/2015	300	8,308,552.89	
1006336	143000302	3/24/2015	300	7,446,435.99	
1006363	143000308 AIRS DE	3/24/2015	300	2,005,926.19	
1006366	143000311 AIRS DE	3/24/2015	300	66,212.25	
1006365	143000310 AIRS DE	3/24/2015	300	20,537.46	
1006338	143000305 AIRS TA	3/24/2015	300	7,357.31	
1006337	143000304 AIRS TA	3/24/2015	300	6,685.80	
1006335	143000301	3/24/2015	300	5,268.69	
1006364	143000309 AIRS DE	3/24/2015	300	1,075.00	
1006362	143000307 AIRS TA	3/24/2015	300	587.00	
1006367	143000312 AIRS DE	3/24/2015	300	12.00	
1006376	142700303	3/24/2015	300		8,000,000.00
1006559	143000306 AIRS TA	3/25/2015	300	5,211,841.28	
1006561	143000308 AIRS DE	3/25/2015	300	2,563,622.49	
1006555	143000302	3/25/2015	300	2,057,924.38	
1006564	143000311 AIRS DE	3/25/2015	300	18,089.08	
1006558	143000305 AIRS TA	3/25/2015	300	10,456.22	
1006560	143000307 AIRS TA	3/25/2015	300	8,516.00	
1006554	143000301	3/25/2015	300	8,401.31	
1006557	143000304 AIRS TA	3/25/2015	300	7,639.50	
1006565	143000312 AIRS DE	3/25/2015	300	4,842.75	
1006563	143000310 AIRS DE	3/25/2015	300	1,432.10	
1006562	143000309 AIRS DE	3/25/2015	300	598.00	
1006980	1522769	3/25/2015	300	526.53	
1006556	143000303	3/25/2015	300		6,693.49
1006570	142700301	3/25/2015	300		18,000,000.00
1007103	143000307 AIRS TA	3/26/2015	300	8,909,814.78	
1007097	143000302	3/26/2015	300	7,335,709.11	
1007105	143000308 AIRS DE	3/26/2015	300	2,620,198.94	
1007329	143000311 AIRS DE	3/26/2015	300	314,041.12	
1007102	143000306 AIRS TA	3/26/2015	300	34,169.46	
1007106	143000309 AIRS DE	3/26/2015	300	13,875.09	
1007101	143000305 AIRS TA	3/26/2015	300	12,334.40	
1007328	143000310 AIRS DE	3/26/2015	300	9,878.77	
1007330	143000312 AIRS DE	3/26/2015	300	7,601.61	
1007095	143000301	3/26/2015	300	4,910.50	
1007098	143000303	3/26/2015	300		21,000,000.00
1007099	143000304	3/26/2015	300		2,121.41
1007578	143000307 AIRS TA	3/27/2015	300	8,052,847.29	
1007556	143000302	3/27/2015	300	3,871,350.43	

Run Date: 6/30/2015
 Run Time: 5:07:57PM

Demand Account Activity

Start Date: 7/1/2014 End Date: 6/30/2015

Page: 407
 User: 0

Jnl. Entry	Ref #	Trx. Date	Ledger	Debit Amount	Credit Amount
1007579	143000308 AIRS D€	3/27/2015	300	1,875,334.59	
1007803	143000311 AIRS D€	3/27/2015	300	402,296.68	
1007580	143000309 AIRS D€	3/27/2015	300	53,823.32	
1007577	143000306 AIRS TA	3/27/2015	300	8,007.99	
1007576	143000305 AIRS TA	3/27/2015	300	7,890.30	
1007555	143000301	3/27/2015	300	4,361.56	
1007804	143000312 AIRS D€	3/27/2015	300	3,808.00	
1007581	143000310 AIRS D€	3/27/2015	300	989.20	
1007951	143000316 AIRS TA	3/27/2015	300	307.00	
1007557	143000303	3/27/2015	300		7,000,000.00
1007558	142700301	3/27/2015	300		8,000,000.00
1007846	143000313	3/27/2015	300		8,790.75
1008508	143000307 AIRS TA	3/30/2015	300	2,692,858.14	
1008496	143000302	3/30/2015	300	2,464,154.52	
1008510	143000308 AIRS D€	3/30/2015	300	2,194,852.98	
1008515	143000310 AIRS D€	3/30/2015	300	83,557.13	
1008517	143000311 AIRS D€	3/30/2015	300	79,939.24	
1008501	143000305 AIRS TA	3/30/2015	300	7,966.20	
1008505	143000306 AIRS TA	3/30/2015	300	1,631.13	
1008191	143000301	3/30/2015	300	1,527.90	
1008536	Correct Journal Entr	3/30/2015	300	1,527.90	
1008512	143000309 AIRS D€	3/30/2015	300	600.00	
1008498	143000303	3/30/2015	300	554.00	
1008500	143000304	3/30/2015	300		8,000,000.00
1008524	143000312	3/30/2015	300		41,942.27
1008526	Back Out Journal Er	3/30/2015	300		1,527.90
1008931	14300033106CHEC	3/31/2015	300	5,512,022.90	
1008928	143000302	3/31/2015	300	4,493,713.28	
1008932	14300033107SRO A	3/31/2015	300	2,083,127.35	
1008930	14300033105CASH	3/31/2015	300	11,876.46	
1008934	14300033109CASH	3/31/2015	300	5,941.10	
1008929	14300033104SROA	3/31/2015	300	5,116.00	
1008927	143000301	3/31/2015	300	2,693.72	
1008933	14300033108OTHEI	3/31/2015	300	1,150.00	
1008935	14300033110CHEC	3/31/2015	300	763.93	
1008925	142700302	3/31/2015	300		12,000,000.00
1008936	143000303	3/31/2015	300		203.24
1009132	143000302	4/1/2015	300	1,770,912.65	
1009126	143000301	4/1/2015	300	13,797.11	
1009147	143000303	4/1/2015	300		12,899.98
1009485	1009485 AIRS DSM	4/2/2015	300	5,418,441.72	
1009475	143000402	4/2/2015	300	354,798.87	
1009487	143000307 AIRS D€	4/2/2015	300	47,169.07	
1009481	143000305 AIRS TA	4/2/2015	300	15,354.90	
1009489	143000308 AIRS D€	4/2/2015	300	8,891.45	
1009471	143000401	4/2/2015	300	550.00	
1009478	143000403	4/2/2015	300		7,000,000.00
1009500	143000404	4/2/2015	300		9,303.21
1010929	143000408 AIRS TA	4/3/2015	300	5,725,250.11	
1010924	143000403	4/3/2015	300	5,646,727.52	
1010931	143000410 AIRS D€	4/3/2015	300	4,555,079.25	
1010930	143000409 AIRS D€	4/3/2015	300	2,416,469.00	
1010934	143000413 AIRS D€	4/3/2015	300	15,707.50	
1010927	143000407 AIRS TA	4/3/2015	300	10,639.26	
1010926	143000406 AIRS TA	4/3/2015	300	8,005.80	
1010919	143000401	4/3/2015	300	2,519.97	

Run Date: 6/30/2015
 Run Time: 5:07:57PM

Demand Account Activity

Start Date: 7/1/2014 End Date: 6/30/2015

Page: 408
 User: 0

Jnl. Entry	Ref #	Trx. Date	Ledger	Debit Amount	Credit Amount
1010933	143000412 AIRS D€	4/3/2015	300	235.03	
1011017	143000415	4/3/2015	300	30.11	
1010932	143000411 AIRS D€	4/3/2015	300	12.00	
1010923	143000402	4/3/2015	300	5.25	
1010925	143000404	4/3/2015	300		19,000,000.00
1010940	143000414	4/3/2015	300		5,572.56
1011069	143000402	4/6/2015	300	4,138,215.66	
1011271	143000408 AIRS TA	4/6/2015	300	3,473,725.58	
1011317	143000410 AIRS D€	4/6/2015	300	2,758,008.56	
1011320	143000413 AIRS D€	4/6/2015	300	922,099.18	
1011270	143000407 AIRS TA	4/6/2015	300	9,470.27	
1011076	143000406 AIRS TA	4/6/2015	300	6,219.50	
1011068	143000401	4/6/2015	300	6,131.51	
1011319	143000412 AIRS D€	4/6/2015	300	5,364.96	
1011322	143000414 AIRS D€	4/6/2015	300	3,985.75	
1011318	143000411 AIRS D€	4/6/2015	300	75.00	
1011273	143000409 AIRS TA	4/6/2015	300	23.00	
1011070	143000403	4/6/2015	300		6,000,000.00
1011074	143000404	4/6/2015	300		12,000,000.00
1011327	143000404	4/6/2015	300		13,776.00
1011701	143000407 AIRS TA	4/7/2015	300	5,621,650.01	
1011697	143000402	4/7/2015	300	2,354,728.49	
1011702	143000408 AIRS D€	4/7/2015	300	2,100,778.58	
1011705	143000411 AIRS D€	4/7/2015	300	47,976.67	
1011703	143000409 AIRS D€	4/7/2015	300	43,303.93	
1011699	143000405 AIRS TA	4/7/2015	300	17,615.40	
1011700	143000406 AIRS TA	4/7/2015	300	4,931.84	
1011696	143000401	4/7/2015	300	3,066.52	
1011706	143000412 AIRS D€	4/7/2015	300	2,334.00	
1011704	143000410 AIRS D€	4/7/2015	300	1,905.86	
1011778	143000413	4/7/2015	300	50.00	
1011698	143000403	4/7/2015	300		4,000,000.00
1011709	142700402	4/7/2015	300		5,000,000.00
1011710	143000404	4/7/2015	300		195.00
1012125	143000406 AIRS TA	4/8/2015	300	4,676,102.11	
1012128	143000407 AIRS D€	4/8/2015	300	1,790,699.21	
1012116	143000402	4/8/2015	300	1,171,245.46	
1012132	143000410 AIRS D€	4/8/2015	300	488,157.24	
1012120	143000404 AIRS TA	4/8/2015	300	5,659.50	
1012123	143000405 AIRS TA	4/8/2015	300	4,937.35	
1012115	143000401	4/8/2015	300	4,152.21	
1012131	143000409 AIRS D€	4/8/2015	300	2,484.18	
1012133	143000411 AIRS D€	4/8/2015	300	1,435.00	
1012130	143000408 AIRS D€	4/8/2015	300	325.00	
1012139	143000403	4/8/2015	300		20,695.42
1012140	142700402	4/8/2015	300		19,000,000.00
1012571	143000406 AIRS TA	4/9/2015	300	8,508,480.20	
1012565	143000402	4/9/2015	300	4,667,485.24	
1012572	143000407 AIRS D€	4/9/2015	300	2,983,971.52	
1012567	143000404 AIRS TA	4/9/2015	300	125,723.40	
1012576	143000410 AIRS D€	4/9/2015	300	82,454.48	
1012574	143000409 AIRS D€	4/9/2015	300	34,801.40	
1012575	143000409 AIRS D€	4/9/2015	300	6,361.95	
1012569	143000405 AIRS TA	4/9/2015	300	5,428.22	
1012564	143000401	4/9/2015	300	3,237.99	
1012580	143000403	4/9/2015	300		693.85

Run Date: 6/30/2015
 Run Time: 5:07:57PM

Demand Account Activity

Start Date: 7/1/2014 End Date: 6/30/2015

Page: 409
 User: 0

Jnl. Entry	Ref #	Trx. Date	Ledger	Debit Amount	Credit Amount
1012753	143000402	4/10/2015	300	40,554,469.86	
1012959	143000407 AIRS TA	4/10/2015	300	6,848,659.87	
1012971	143000408 AIRS Dε	4/10/2015	300	2,130,832.17	
1012974	143000411 AIRS Dε	4/10/2015	300	847,763.59	
1012958	143000406 AIRS TA	4/10/2015	300	21,263.05	
1012957	143000405 AIRS TA	4/10/2015	300	11,441.10	
1012975	143000412 AIRS Dε	4/10/2015	300	10,581.85	
1012752	143000401	4/10/2015	300	5,074.69	
1012973	143000410 AIRS Dε	4/10/2015	300	3,274.61	
1012972	143000409 AIRS Dε	4/10/2015	300	925.00	
1012755	143000403	4/10/2015	300		9,000,000.00
1013042	142700403	4/10/2015	300		16,000,000.00
1013043	143000404	4/10/2015	300		285.00
1013073	143000413	4/10/2015	300		25,000,000.00
1013478	143000403	4/13/2015	300	6,101,481.28	
1013491	143000407 AIRS TA	4/13/2015	300	5,527,706.56	
1013494	143000409 AIRS Dε	4/13/2015	300	2,118,420.79	
1013498	143000412 AIRS Dε	4/13/2015	300	48,935.14	
1013495	143000410 AIRS Dε	4/13/2015	300	24,300.02	
1013490	143000406 AIRS TA	4/13/2015	300	8,882.31	
1013489	143000405 AIRS TA	4/13/2015	300	3,498.00	
1013476	143000401	4/13/2015	300	3,488.48	
1013492	143000408 AIRS TA	4/13/2015	300	1,079.00	
1013496	143000411 AIRS Dε	4/13/2015	300	992.73	
1013477	143000402	4/13/2015	300	71.50	
1013479	142700404	4/13/2015	300		14,000,000.00
1013480	143000413	4/13/2015	300		11,237.00
1013488	142700412	4/13/2015	300		8,000,000.00
1013602	143000406 AIRS TA	4/14/2015	300	10,311,384.49	
1013598	143000402	4/14/2015	300	3,337,592.80	
1013603	143000407 AIRS Dε	4/14/2015	300	2,140,319.46	
1013606	143000410 AIRS Dε	4/14/2015	300	438,423.58	
1013604	143000408 AIRS Dε	4/14/2015	300	32,286.27	
1013600	143000404 AIRS TA	4/14/2015	300	19,965.00	
1013605	143000409 AIRS Dε	4/14/2015	300	14,315.89	
1013601	143000405 AIRS TA	4/14/2015	300	5,119.87	
1013597	143000401	4/14/2015	300	2,099.67	
1013607	143000410 AIRS Dε	4/14/2015	300	1,572.00	
1013867	143000403	4/14/2015	300		4,031.85
1014046	143000407 AIRS TA	4/15/2015	300	11,771,328.14	
1014040	143000402	4/15/2015	300	5,286,399.62	
1014047	143000408 AIRS Dε	4/15/2015	300	2,323,889.11	
1014050	143000411 AIRS Dε	4/15/2015	300	12,139.18	
1014048	143000409 AIRS Dε	4/15/2015	300	11,553.29	
1014044	143000405 AIRS TA	4/15/2015	300	7,071.20	
1014039	143000401	4/15/2015	300	4,590.97	
1014049	143000410 AIRS Dε	4/15/2015	300	1,874.98	
1014045	143000406 AIRS TA	4/15/2015	300	985.01	
1014063	143000412	4/15/2015	300		967.68
1014041	143000403	4/15/2015	300		17,000,000.00
1015581	143000407 AIRS TA	4/16/2015	300	13,045,355.89	
1015582	143000408 AIRS Dε	4/16/2015	300	2,725,920.72	
1015575	143000402	4/16/2015	300	2,119,632.34	
1015585	143000410 AIRS Dε	4/16/2015	300	1,632,316.32	
1015580	143000406 AIRS TA	4/16/2015	300	25,597.40	
1015579	143000405 AIRS TA	4/16/2015	300	11,942.70	

Run Date: 6/30/2015
 Run Time: 5:07:57PM

Demand Account Activity

Start Date: 7/1/2014 End Date: 6/30/2015

Page: 410
 User: 0

Jnl. Entry	Ref #	Trx. Date	Ledger	Debit Amount	Credit Amount
1015574	143000401	4/16/2015	300	2,402.43	
1015586	143000412 AIRS D€	4/16/2015	300	2,021.75	
1015584	143000410 AIRS D€	4/16/2015	300	1,659.98	
1015583	143000409 AIRS D€	4/16/2015	300	475.00	
1015576	143000403	4/16/2015	300		17,000,000.00
1015590	143000404	4/16/2015	300		13,826.00
1015667	142700409	4/16/2015	300		14,000,000.00
1016055	143000406 AIRS TA	4/17/2015	300	14,762,920.38	
1016040	143000402	4/17/2015	300	2,256,800.08	
1016056	143000407 AIRS D€	4/17/2015	300	2,077,051.00	
1016062	143000410 AIRS D€	4/17/2015	300	224,255.69	
1016058	143000408 AIRS D€	4/17/2015	300	67,398.63	
1016054	143000405 AIRS TA	4/17/2015	300	3,630.00	
1016063	143000411 AIRS D€	4/17/2015	300	2,566.25	
1016039	143000401	4/17/2015	300	1,159.80	
1016044	1524877	4/17/2015	300	688.92	
1016042	143000404	4/17/2015	300	610.00	
1016061	143000409 AIRS D€	4/17/2015	300	537.05	
1016041	143000403	4/17/2015	300		7,371.05
1016261	143000406 AIRS TA	4/20/2015	300	12,041,497.36	
1016229	143000403	4/20/2015	300	5,181,633.26	
1016265	14300407 AIRS DSI	4/20/2015	300	1,661,421.07	
1016271	143000408 AIRS D€	4/20/2015	300	355,436.50	
1016269	143000408 AIRS D€	4/20/2015	300	43,095.15	
1016259	143000406 AIRS TA	4/20/2015	300	17,368.60	
1016237	143000405 AIRS TA	4/20/2015	300	7,504.20	
1016227	143000401	4/20/2015	300	5,604.64	
1016228	143000402	4/20/2015	300	10.00	
1016230	143000404	4/20/2015	300		1,235.00
1016232	142700402	4/20/2015	300		28,000,000.00
1016892	143000406 AIRS TA	4/21/2015	300	52,952,867.07	
1016886	143000402	4/21/2015	300	10,963,656.64	
1016894	143000408 AIRS D€	4/21/2015	300	2,041,678.47	
1016891	143000406 AIRS TA	4/21/2015	300	71,779.87	
1016897	143000411 AIRS D€	4/21/2015	300	10,315.29	
1016893	143000407 AIRS TA	4/21/2015	300	8,562.00	
1016890	143000405 AIRS TA	4/21/2015	300	5,551.30	
1016885	143000401	4/21/2015	300	1,691.34	
1016909	Correct Journal Entr	4/21/2015	300	1,691.34	
1016896	143000410 AIRS D€	4/21/2015	300	1,600.86	
1016895	143000409 AIRS D€	4/21/2015	300	950.00	
1016898	143000412 AIRS D€	4/21/2015	300	754.00	
1016887	142700401	4/21/2015	300		16,000,000.00
1016908	Back Out Journal Er	4/21/2015	300		1,691.34
1016914	142700407	4/21/2015	300		50,000,000.00
1017630	143000406 AIRS TA	4/22/2015	300	23,502,158.35	
1017600	143000402	4/22/2015	300	4,808,523.43	
1017631	143000407 AIRS D€	4/22/2015	300	2,548,612.16	
1017636	143000410 AIRS D€	4/22/2015	300	1,174,429.35	
1017546	143000401	4/22/2015	300	14,861.69	
1017627	143000405 AIRS TA	4/22/2015	300	8,943.00	
1017638	143000411 AIRS D€	4/22/2015	300	8,493.25	
1017628	143000406 AIRS TA	4/22/2015	300	8,204.66	
1017633	143000409 AIRS D€	4/22/2015	300	5,633.10	
1017632	143000408 AIRS D€	4/22/2015	300	5,006.26	
1017601	143000403	4/22/2015	300		32,000,000.00

Run Date: 6/30/2015
 Run Time: 5:07:57PM

Demand Account Activity

Start Date: 7/1/2014 End Date: 6/30/2015

Page: 411
 User: 0

Jnl. Entry	Ref #	Trx. Date	Ledger	Debit Amount	Credit Amount
1017602	143000404	4/22/2015	300		1,054.00
1017705	142700410	4/22/2015	300		5,823.47
1018048	143000407 AIRS TA	4/23/2015	300	30,438,343.59	
1017764	143000402	4/23/2015	300	16,133,517.42	
1018056	143000409 AIRS DE	4/23/2015	300	2,707,203.60	
1018070	143000413	4/23/2015	300	60,089.00	
1018066	143000412 AIRS DE	4/23/2015	300	35,721.00	
1018065	143000411 AIRS DE	4/23/2015	300	17,371.68	
1018045	143000405 AIRS TA	4/23/2015	300	8,322.60	
1018046	143000406 AIRS TA	4/23/2015	300	5,810.71	
1017763	143000401	4/23/2015	300	2,552.47	
1018051	143000408 AIRS TA	4/23/2015	300	1,263.00	
1018061	143000410 AIRS DE	4/23/2015	300	525.00	
1018072	143000414	4/23/2015	300	73.32	
1018038	143000403	4/23/2015	300		32,000,000.00
1018039	143000404	4/23/2015	300		8,814.25
1018041	142700402	4/23/2015	300		17,000,000.00
1018473	143000407 AIRS TA	4/24/2015	300	24,128,527.44	
1018412	143000402	4/24/2015	300	3,453,274.83	
1018474	143000408 AIRS DE	4/24/2015	300	2,059,626.91	
1018477	143000411 AIRS DE	4/24/2015	300	1,041,009.52	
1018472	143000406 AIRS TA	4/24/2015	300	65,010.02	
1018475	143000409 AIRS DE	4/24/2015	300	11,782.07	
1018471	143000405 AIRS TA	4/24/2015	300	9,183.90	
1018411	143000401	4/24/2015	300	7,384.00	
1018476	143000410 AIRS DE	4/24/2015	300	100.00	
1018413	143000403	4/24/2015	300		31,000,000.00
1018467	143000404	4/24/2015	300		59,890.02
1018884	14300042707CHEC	4/27/2015	300	43,413,117.22	
1018872	143000403	4/27/2015	300	10,618,618.22	
1018886	14300042709SRO A	4/27/2015	300	2,491,970.52	
1018890	14300042712CHEC	4/27/2015	300	632,043.79	
1018878	14 300 042705SRO	4/27/2015	300	7,580.10	
1018892	14300042713FORE	4/27/2015	300	6,764.00	
1018885	14300042708FORE	4/27/2015	300	5,398.00	
1018870	143000401	4/27/2015	300	4,858.89	
1018881	14300042706CASH	4/27/2015	300	4,644.30	
1018888	14300042711CASH	4/27/2015	300	4,290.46	
1018887	14300042710OTHE	4/27/2015	300	250.00	
1018871	143000402	4/27/2015	300	10.00	
1018863	142700404	4/27/2015	300		27,000,000.00
1018865	142700405	4/27/2015	300		30,000,000.00
1018897	143000404	4/27/2015	300		33,774.76
1019268	14300042806checkz	4/28/2015	300	32,754,183.90	
1019252	143000402	4/28/2015	300	2,152,854.69	
1019269	14300042807SRO L	4/28/2015	300	1,887,345.05	
1019272	14300042810CHEC	4/28/2015	300	46,074.13	
1019270	14300042808OTHE	4/28/2015	300	20,925.73	
1019271	14300042809CASH	4/28/2015	300	10,590.06	
1019254	14300042804SRO A	4/28/2015	300	6,131.40	
1019273	14300042811FORE	4/28/2015	300	5,192.50	
1019255	14300042805Cashie	4/28/2015	300	2,448.72	
1019251	143000401	4/28/2015	300	1,374.76	
1019247	142700403	4/28/2015	300		33,000,000.00
1019253	143000403	4/28/2015	300		33,611.61
1019804	14300042906CHEC	4/29/2015	300	33,022,468.03	

Run Date: 6/30/2015
 Run Time: 5:07:57PM

Demand Account Activity

Start Date: 7/1/2014 End Date: 6/30/2015

Page: 412
 User: 0

Jnl. Entry	Ref #	Trx. Date	Ledger	Debit Amount	Credit Amount
1019798	143000402	4/29/2015	300	3,560,056.29	
1019806	14300042908SRO L	4/29/2015	300	2,718,626.70	
1019807	14300042809OTHEI	4/29/2015	300	936,720.00	
1019809	14300042911CHEC	4/29/2015	300	138,315.61	
1019802	14300042904SRO L	4/29/2015	300	10,256.40	
1019808	14300042810CASH	4/29/2015	300	5,918.64	
1019803	14300042905CASH	4/29/2015	300	4,098.12	
1019797	143000401	4/29/2015	300	3,226.29	
1019810	14300042912FORE	4/29/2015	300	465.00	
1019805	14300042907FORE	4/29/2015	300	23.32	
1019415	142700401	4/29/2015	300		44,000,000.00
1019800	142700403	4/29/2015	300		25,811.43
1021123	143003006CHECK2	4/30/2015	300	5,250,092.13	
1021276	Correct Journal Entr	4/30/2015	300	2,931,087.79	
1021125	143000307SRO DEI	4/30/2015	300	2,924,590.34	
1021118	143000402	4/30/2015	300	1,560,167.56	
1021133	143003010CHECK2	4/30/2015	300	21,233.40	
1021129	143000308OTHER /	4/30/2015	300	16,059.41	
1021278	Correct Journal Entr	4/30/2015	300	16,059.41	
1021122	143003005CASH OI	4/30/2015	300	12,647.12	
1021121	1430004304SRO AI	4/30/2015	300	8,985.90	
1021116	143000401	4/30/2015	300	3,663.49	
1021132	143003009CASH OI	4/30/2015	300	1,277.41	
1021104	142700402	4/30/2015	300		18,000,000.00
1021119	143000403	4/30/2015	300		12,029.75
1021275	Back Out Journal Er	4/30/2015	300		2,924,590.34
1021277	Back Out Journal Er	4/30/2015	300		16,059.41
1021709	143000402	5/1/2015	300	5,131,872.18	
1021701	143000401	5/1/2015	300	4,297.26	
1021706	143000403	5/1/2015	300	453.50	
1021697	142700408	5/1/2015	300		36,659.75
1021973	14300050406OTHEI	5/4/2015	300	5,762,553.57	
1021965	143000502	5/4/2015	300	4,705,035.14	
1021972	14300050405SRO L	5/4/2015	300	4,189,762.73	
1021967	14300050404sro de	5/4/2015	300	17,213.15	
1021974	14300050407CASH	5/4/2015	300	6,799.61	
1021964	143000501	5/4/2015	300	740.00	
1021960	142700503	5/4/2015	300		12,000,000.00
1021966	143000503	5/4/2015	300		41,429.70
1022318	143000409 AIRS D\$	5/5/2015	300	2,223,496.85	
1022317	143000408	5/5/2015	300	2,193,267.72	
1022350	Correct Journal Entr	5/5/2015	300	2,193,267.72	
1022313	143000403	5/5/2015	300	1,251,482.80	
1022315	143000406 AIRS TA	5/5/2015	300	14,163.60	
1022316	143000407 AIRS TA	5/5/2015	300	8,592.56	
1022311	143000401	5/5/2015	300	4,219.82	
1022320	143000411 AIRS D\$	5/5/2015	300	3,000.00	
1022323	143000413 AIRS D\$	5/5/2015	300	2,510.30	
1022321	143000411 AIRS D\$	5/5/2015	300	2,382.07	
1022319	143000410 AIRS D\$	5/5/2015	300	1,100.00	
1022312	143000402	5/5/2015	300	10.00	
1022314	143000404	5/5/2015	300		6,000,000.00
1022338	143000405	5/5/2015	300		20,956.71
1022349	Back Out Journal Er	5/5/2015	300		2,193,267.72
1022463	143000402	5/6/2015	300	6,437,854.51	
1022470	143000408 AIRS D\$	5/6/2015	300	2,733,493.00	

Run Date: 6/30/2015
 Run Time: 5:07:57PM

Demand Account Activity

Start Date: 7/1/2014 End Date: 6/30/2015

Page: 413
 User: 0

Jnl. Entry	Ref #	Trx. Date	Ledger	Debit Amount	Credit Amount
1022469	143000407 AIRS TA	5/6/2015	300	2,119,424.49	
1022473	143000411 AIRS DE	5/6/2015	300	235,350.18	
1022467	143000405 AIRS TA	5/6/2015	300	38,712.30	
1022468	143000406 AIRS TA	5/6/2015	300	10,592.94	
1022472	143000410 AIRS DE	5/6/2015	300	9,301.06	
1022462	143000401	5/6/2015	300	2,637.75	
1022474	143000412 AIRS DE	5/6/2015	300	2,446.00	
1022471	143000409 AIRS DE	5/6/2015	300	350.00	
1022859	143000514	5/6/2015	300	65.00	
1022869	143000513	5/6/2015	300	50.00	
1022464	143000403	5/6/2015	300		11,000,000.00
1022681	143000404	5/6/2015	300		12,904.55
1022912	143000502	5/7/2015	300	6,639,276.48	
1022916	143000507 AIRS TA	5/7/2015	300	3,696,254.80	
1023191	143000509 AIRS DE	5/7/2015	300	3,115,521.42	
1023194	143000512 AIRS DE	5/7/2015	300	86,185.92	
1023192	143000510 AIRS DE	5/7/2015	300	33,573.37	
1022914	143000505 AIRS TA	5/7/2015	300	26,050.20	
1023193	143000511 AIRS DE	5/7/2015	300	7,295.79	
1022915	143000506 AIRS TA	5/7/2015	300	6,214.21	
1022910	143000501	5/7/2015	300	1,917.93	
1023127	143000508 AIRS TA	5/7/2015	300	1,701.00	
1023196	143000513 AIRS DE	5/7/2015	300	958.20	
1023217	143000504	5/7/2015	300		14,445.24
1022913	143000503	5/7/2015	300		14,000,000.00
1023684	143000509 AIRS DE	5/8/2015	300	1,768,071.31	
1023682	143000507 AIRS TA	5/8/2015	300	1,698,610.65	
1023678	143000502	5/8/2015	300	1,064,926.54	
1023687	143000512 AIRS DE	5/8/2015	300	27,602.93	
1023680	143000505 AIRS TA	5/8/2015	300	9,438.00	
1023677	143000501	5/8/2015	300	6,851.06	
1023681	143000506 AIRS TA	5/8/2015	300	6,386.33	
1023686	143000511 AIRS DE	5/8/2015	300	4,959.61	
1023683	143000508 AIRS TA	5/8/2015	300	565.00	
1023685	143000510 AIRS DE	5/8/2015	300	500.00	
1023688	143000513 AIRS DE	5/8/2015	300	163.00	
1023679	143000503	5/8/2015	300		4,000,000.00
1023714	143000504	5/8/2015	300		7,317.00
1024120	143000502	5/11/2015	300	8,202,485.79	
1024127	143000507 AIRS TA	5/11/2015	300	2,030,061.24	
1024129	143000509 AIRS DE	5/11/2015	300	1,939,149.48	
1024132	143000512 AIRS DE	5/11/2015	300	31,337.73	
1024125	143000505 AIRS TA	5/11/2015	300	6,171.00	
1024126	143000506 AIRS TA	5/11/2015	300	5,046.34	
1024119	143000501	5/11/2015	300	4,670.62	
1024133	143000513 AIRS DE	5/11/2015	300	582.00	
1024131	143000511 AIRS DE	5/11/2015	300	489.54	
1024130	143000510 AIRS DE	5/11/2015	300	334.71	
1024121	143000503	5/11/2015	300		13,000,000.00
1024122	143000504	5/11/2015	300		1,505.50
1024445	143000507 AIRS TA	5/12/2015	300	2,566,339.03	
1024439	143000502	5/12/2015	300	2,323,140.88	
1024446	143000508 AIRS DE	5/12/2015	300	2,058,089.22	
1024449	143000510 AIRS DE	5/12/2015	300	28,734.58	
1024447	143000510 AIRS DE	5/12/2015	300	22,401.87	
1024444	143000506 AIRS TA	5/12/2015	300	9,892.92	

Run Date: 6/30/2015
 Run Time: 5:07:57PM

Demand Account Activity

Start Date: 7/1/2014 End Date: 6/30/2015

Page: 414
 User: 0

Jnl. Entry	Ref #	Trx. Date	Ledger	Debit Amount	Credit Amount
1024450	143000511 AIRS D€	5/12/2015	300	7,642.91	
1024443	143000505 AIRS TA	5/12/2015	300	6,573.60	
1024438	143000501	5/12/2015	300	1,341.89	
1024440	143000503	5/12/2015	300		7,000,000.00
1024455	143000504	5/12/2015	300		16,638.98
1024959	143000502	5/13/2015	300	5,100,851.86	
1024970	143000507 AIRS TA	5/13/2015	300	2,210,374.00	
1024972	143000508 AIRS D€	5/13/2015	300	2,201,551.65	
1024975	143000511 AIRS D€	5/13/2015	300	28,610.83	
1024968	143000505 AIRS TA	5/13/2015	300	6,652.80	
1024974	143000510 AIRS D€	5/13/2015	300	6,650.38	
1024958	143000501	5/13/2015	300	3,881.16	
1024969	143000506 AIRS TA	5/13/2015	300	2,509.67	
1024977	143000512 AIRS D€	5/13/2015	300	1,143.75	
1024973	143000509 AIRS D€	5/13/2015	300	400.00	
1024979	143000513	5/13/2015	300	130.00	
1024971	143000508 AIRS TA	5/13/2015	300	8.00	
1024960	143000503	5/13/2015	300		10,000,000.00
1024962	143000504	5/13/2015	300		2,720.67
1025157	14300051406CHEC	5/14/2015	300	4,108,330.05	
1025153	143000502	5/14/2015	300	3,267,732.38	
1025159	14300051408SRO L	5/14/2015	300	2,470,553.86	
1025162	14300051411	5/14/2015	300	30,184.76	
1025155	14300051404SRO L	5/14/2015	300	11,249.70	
1025156	14300051405CASH	5/14/2015	300	6,016.50	
1025161	14300051410CASH	5/14/2015	300	4,173.35	
1025158	14300051407FORE	5/14/2015	300	2,509.00	
1025152	143000501	5/14/2015	300	2,325.00	
1025160	14300051409OTHEI	5/14/2015	300	300.00	
1025146	142700502	5/14/2015	300		9,000,000.00
1025154	143000503	5/14/2015	300		106,123.25
1027099	143000502	5/15/2015	300	10,846,624.59	
1027130	143000507 AIRS TA	5/15/2015	300	2,321,547.58	
1027133	143000509 AIRS D€	5/15/2015	300	2,103,557.42	
1027136	143000511 AIRS D€	5/15/2015	300	62,103.28	
1027134	143000509 AIRS D€	5/15/2015	300	18,602.71	
1027128	143000505 AIRS TA	5/15/2015	300	9,487.50	
1027129	143000506 AIRS TA	5/15/2015	300	6,579.05	
1027094	143000501	5/15/2015	300	4,595.96	
1027135	143000510 AIRS D€	5/15/2015	300	4,388.97	
1027132	143000508 AIRS TA	5/15/2015	300	166.00	
1027137	143000512 AIRS D€	5/15/2015	300	12.00	
1027103	143000503	5/15/2015	300		15,000,000.00
1027650	143000502	5/18/2015	300	8,750,484.47	
1027726	143000507 AIRS TA	5/18/2015	300	3,100,219.25	
1027727	143000508 AIRS D€	5/18/2015	300	1,830,301.35	
1027730	143000511 AIRS D€	5/18/2015	300	111,896.34	
1027724	143000505 AIRS TA	5/18/2015	300	6,963.00	
1027725	143000506 AIRS TA	5/18/2015	300	5,544.66	
1027635	143000501	5/18/2015	300	3,138.90	
1027729	143000510 AIRS D€	5/18/2015	300	1,963.59	
1027728	143000509 AIRS D€	5/18/2015	300	800.00	
1027735	143000512	5/18/2015	300	38.44	
1027651	143000503	5/18/2015	300		15,000,000.00
1027652	143000504	5/18/2015	300		16,106.62
1028015	143000502	5/19/2015	300	9,672,906.99	

Run Date: 6/30/2015
 Run Time: 5:07:57PM

Demand Account Activity

Start Date: 7/1/2014 End Date: 6/30/2015

Page: 415
 User: 0

Jnl. Entry	Ref #	Trx. Date	Ledger	Debit Amount	Credit Amount
1028022	143000507 AIRS TA	5/19/2015	300	3,930,452.03	
1028023	143000508 AIRS D€	5/19/2015	300	1,996,331.97	
1028027	143000511 AIRS D€	5/19/2015	300	24,259.40	
1027776	143000501	5/19/2015	300	9,850.79	
1028020	143000505 AIRS TA	5/19/2015	300	5,933.40	
1028025	143000510 AIRS D€	5/19/2015	300	2,454.57	
1028021	143000506 AIRS TA	5/19/2015	300	1,128.83	
1028024	143000509 AIRS D€	5/19/2015	300	950.00	
1028247	0502 SPECIAL	5/19/2015	300	309.50	
1028251	0501 SPECIAL	5/19/2015	300	104.50	
1028225	143000511	5/19/2015	300	50.18	
1028017	143000503	5/19/2015	300		15,000,000.00
1028217	143000504	5/19/2015	300		9,782.00
1028503	143000502	5/20/2015	300	10,178,547.41	
1028609	143000507 AIRS TA	5/20/2015	300	3,407,788.64	
1028616	143000508 AIRS D€	5/20/2015	300	2,459,210.00	
1028623	143000511 AIRS D€	5/20/2015	300	84,161.22	
1028603	143000505 AIRS TA	5/20/2015	300	11,985.60	
1028502	143000501	5/20/2015	300	10,155.78	
1028620	143000510 AIRS D€	5/20/2015	300	6,251.09	
1028605	143000506 AIRS TA	5/20/2015	300	4,111.79	
1028624	143000512 AIRS D€	5/20/2015	300	182.00	
1028629	143000513	5/20/2015	300	30.00	
1028504	143000503	5/20/2015	300		16,000,000.00
1028682	Correct Journal Entr	5/20/2015	300		12,732.12
1029059	143000502	5/21/2015	300	10,791,990.87	
1029067	143000507 AIRS TA	5/21/2015	300	8,143,172.59	
1029068	143000508 AIRS D€	5/21/2015	300	2,196,700.94	
1029072	143000511 AIRS D€	5/21/2015	300	164,150.39	
1029069	143000509 AIRS D€	5/21/2015	300	78,287.32	
1029065	143000505 AIRS TA	5/21/2015	300	10,173.90	
1029066	143000506 AIRS TA	5/21/2015	300	8,951.60	
1029070	143000510 AIRS D€	5/21/2015	300	5,298.17	
1029058	143000501	5/21/2015	300	2,943.55	
1029060	143000503	5/21/2015	300		19,000,000.00
1029061	143000504	5/21/2015	300		5,060.30
1029485	143000502	5/22/2015	300	9,482,502.88	
1029537	143000507 AIRS TA	5/22/2015	300	4,771,629.41	
1029541	143000509 AIRS D€	5/22/2015	300	2,521,399.38	
1029544	143000512 AIRS D€	5/22/2015	300	78,057.62	
1029540	143000508 AIRS TA	5/22/2015	300	26,600.00	
1029491	143000505 AIRS TA	5/22/2015	300	9,804.30	
1029534	143000506 AIRS TA	5/22/2015	300	6,598.15	
1029543	143000511 AIRS D€	5/22/2015	300	5,338.21	
1029483	143000501	5/22/2015	300	5,127.30	
1029542	143000510 AIRS D€	5/22/2015	300	1,475.00	
1029545	143000513 AIRS D€	5/22/2015	300	107.00	
1029486	143000503	5/22/2015	300		17,000,000.00
1029487	143000504	5/22/2015	300		11,592.84
1029894	143000507 AIRS TA	5/26/2015	300	4,867,401.59	
1029687	143000502	5/26/2015	300	3,947,782.12	
1029941	143000508 AIRS D€	5/26/2015	300	2,163,481.42	
1029944	143000511 AIRS D€	5/26/2015	300	82,362.32	
1029882	143000506 AIRS TA	5/26/2015	300	27,609.83	
1029689	143000505 AIRS TA	5/26/2015	300	3,484.80	
1029686	143000501	5/26/2015	300	2,259.98	

Run Date: 6/30/2015
 Run Time: 5:07:57PM

Demand Account Activity

Page: 416
 User: 0

Start Date: 7/1/2014 End Date: 6/30/2015

Jnl. Entry	Ref #	Trx. Date	Ledger	Debit Amount	Credit Amount
1029942	143000509 AIRS D€	5/26/2015	300	675.00	
1029943	143000510 AIRS D€	5/26/2015	300	68.82	
1029688	143000503	5/26/2015	300		14,000,000.00
1029948	143000504	5/26/2015	300		5,390.67
1030115	143000507 AIRS TA	5/27/2015	300	7,895,520.51	
1030116	143000508 AIRS D€	5/27/2015	300	2,283,535.64	
1030105	143000502	5/27/2015	300	1,380,165.65	
1030119	143000511 AIRS D€	5/27/2015	300	111,969.53	
1030114	143000506 AIRS TA	5/27/2015	300	27,275.67	
1030113	143000505 AIRS TA	5/27/2015	300	8,540.40	
1030104	143000501	5/27/2015	300	3,259.55	
1030118	143000510 AIRS D€	5/27/2015	300	1,609.00	
1030117	143000509 AIRS D€	5/27/2015	300	775.00	
1030120	143000512 AIRS D€	5/27/2015	300	637.63	
1030106	143000503	5/27/2015	300		11,000,000.00
1030112	143000504	5/27/2015	300		2,317.10
1030611	143000503	5/28/2015	300	10,213,703.78	
1030618	143000508 AIRS TA	5/28/2015	300	6,137,407.91	
1030623	143000510 AIRS D€	5/28/2015	300	2,572,481.88	
1030628	143000513 AIRS D€	5/28/2015	300	305,279.06	
1030624	143000511 AIRS D€	5/28/2015	300	24,102.70	
1030617	143000507 AIRS TA	5/28/2015	300	8,564.92	
1030626	143000512 AIRS D€	5/28/2015	300	7,540.70	
1030616	143000506 AIRS TA	5/28/2015	300	6,062.10	
1030604	143000501	5/28/2015	300	3,657.10	
1031832	1528580	5/28/2015	300	690.93	
1030620	143000509 AIRS TA	5/28/2015	300	375.55	
1030608	143000502	5/28/2015	300	287.25	
1030612	143000504	5/28/2015	300		20,000,000.00
1032184	143000508 AIRS TA	5/29/2015	300	6,926,397.20	
1032129	143000502	5/29/2015	300	6,458,149.12	
1032187	143000509 AIRS D€	5/29/2015	300	3,098,074.04	
1032194	143000511 AIRS D€	5/29/2015	300	141,637.12	
1032183	143000507 AIRS TA	5/29/2015	300	16,574.85	
1032181	143000506 AIRS TA	5/29/2015	300	9,880.20	
1032192	143000511 AIRS D€	5/29/2015	300	5,612.77	
1031918	143000501	5/29/2015	300	3,908.21	
1032189	143000510 AIRS D€	5/29/2015	300	675.00	
1032170	143000503	5/29/2015	300		15,000,000.00
1032171	143000504	5/29/2015	300		1,547.27
1032304	143000513	5/29/2015	300		16,928,049.21
1032761	143000603	6/1/2015	300	3,405,191.77	
1032759	143000601	6/1/2015	300	2,519.03	
1032760	143000602	6/1/2015	300	96.00	
1032763	143000604	6/1/2015	300		9,864.42
1033095	143000602	6/2/2015	300	16,575,805.13	
1033101	143000607 AIRS D€	6/2/2015	300	4,839,721.35	
1033102	143000608 AIRS D€	6/2/2015	300	930,044.34	
1033100	143000606 AIRS TA	6/2/2015	300	24,192.30	
1033103	143000609 AIRS D€	6/2/2015	300	5,536.52	
1033094	143000601	6/2/2015	300	1,040.47	
1033097	143000604	6/2/2015	300	32.50	
1033096	143000603	6/2/2015	300	30.00	
1033098	143000605	6/2/2015	300		4,965.83
1033306	143000610 AIRS D€	6/3/2015	300	2,736,109.27	
1033304	143000608 AIRS TA	6/3/2015	300	2,522,587.99	

Run Date: 6/30/2015
 Run Time: 5:07:57PM

Demand Account Activity

Start Date: 7/1/2014 End Date: 6/30/2015

Page: 417
 User: 0

Jnl. Entry	Ref #	Trx. Date	Ledger	Debit Amount	Credit Amount
1033307	143000611 AIRS D€	6/3/2015	300	1,583,376.02	
1033295	143000602	6/3/2015	300	702,671.52	
1033309	143000613 AIRS D€	6/3/2015	300	279,096.40	
1033302	143000606 AIRS TA	6/3/2015	300	14,859.90	
1033303	143000607 AIRS TA	6/3/2015	300	9,859.97	
1033293	143000601	6/3/2015	300	3,263.49	
1033308	143000612 AIRS D€	6/3/2015	300	2,099.47	
1033310	143000614 AIRS D€	6/3/2015	300	1,379.68	
1033305	143000609 AIRS TA	6/3/2015	300	565.00	
1033294	143000603	6/3/2015	300	25.00	
1033296	143000604	6/3/2015	300		18,000,000.00
1033301	143000605	6/3/2015	300		7,133.13
1033746	143000608 AIRS TA	6/4/2015	300	4,108,041.84	
1033747	143000609 AIRS D€	6/4/2015	300	3,053,637.75	
1033737	143000602	6/4/2015	300	2,678,823.11	
1033751	143000612 AIRS D€	6/4/2015	300	932,865.37	
1033748	143000610 AIRS D€	6/4/2015	300	17,396.76	
1033745	143000607 AIRS TA	6/4/2015	300	15,740.58	
1033749	143000611 AIRS D€	6/4/2015	300	15,513.05	
1033743	143000606 AIRS TA	6/4/2015	300	10,203.60	
1033753	143000613 AIRS D€	6/4/2015	300	5,218.68	
1033734	143000601	6/4/2015	300	3,205.24	
1033739	143000604	6/4/2015	300	50.00	
1033738	143000603	6/4/2015	300		11,000,000.00
1033771	143000605	6/4/2015	300		6,774.27
1034491	143000602	6/5/2015	300	6,047,513.47	
1034498	143000607 AIRS TA	6/5/2015	300	3,368,156.59	
1034499	143000608 AIRS D€	6/5/2015	300	2,040,829.04	
1034502	143000611 AIRS D€	6/5/2015	300	358,129.91	
1034542	143000613	6/5/2015	300	62,638.26	
1034500	143000609 AIRS D€	6/5/2015	300	16,353.84	
1034497	143000606 AIRS TA	6/5/2015	300	9,472.20	
1034496	143000605 AIRS TA	6/5/2015	300	8,335.80	
1034490	143000601	6/5/2015	300	5,361.21	
1034547	143000614	6/5/2015	300	4,076.56	
1034503	143000612 AIRS D€	6/5/2015	300	1,694.62	
1034501	143000610 AIRS D€	6/5/2015	300	1,602.21	
1034492	143000603	6/5/2015	300		12,000,000.00
1034493	143000604	6/5/2015	300		7,500.36
1034722	143000607 AIRS TA	6/8/2015	300	3,196,916.88	
1034712	143000603	6/8/2015	300	2,663,719.87	
1034723	143000608 AIRS D€	6/8/2015	300	2,122,966.03	
1034728	143000611 AIRS D€	6/8/2015	300	251,751.32	
1034726	143000610 AIRS D€	6/8/2015	300	12,537.00	
1034721	143000606 AIRS TA	6/8/2015	300	7,374.19	
1034720	143000605 AIRS TA	6/8/2015	300	7,002.60	
1034724	143000609 AIRS D€	6/8/2015	300	3,682.00	
1034709	143000601	6/8/2015	300	3,064.75	
1034730	143000612 AIRS D€	6/8/2015	300	840.25	
1034711	143000602	6/8/2015	300	100.00	
1034713	143000604	6/8/2015	300		2,047.35
1034716	143000613	6/8/2015	300		8,000,000.00
1035460	143000607 AIRS TA	6/9/2015	300	3,326,351.73	
1035461	143000608 AIRS D€	6/9/2015	300	2,381,962.02	
1035454	143000602	6/9/2015	300	2,336,991.20	
1035464	143000611 AIRS D€	6/9/2015	300	280,896.64	

Run Date: 6/30/2015
 Run Time: 5:07:57PM

Demand Account Activity

Start Date: 7/1/2014 End Date: 6/30/2015

Page: 418
 User: 0

Jnl. Entry	Ref #	Trx. Date	Ledger	Debit Amount	Credit Amount
1035462	143000609 AIRS D€	6/9/2015	300	23,145.46	
1035459	143000606 AIRS TA	6/9/2015	300	9,207.00	
1035463	143000610 AIRS D€	6/9/2015	300	5,925.18	
1035453	143000601	6/9/2015	300	2,954.34	
1035458	143000605 AIRS TA	6/9/2015	300	2,890.80	
1035455	143000603	6/9/2015	300		8,000,000.00
1035498	143000604	6/9/2015	300		345.50
1036057	143000602	6/10/2015	300	5,072,494.62	
1036065	143000607 AIRS TA	6/10/2015	300	3,415,485.73	
1036066	143000608 AIRS D€	6/10/2015	300	2,391,294.78	
1036069	143000611 AIRS D€	6/10/2015	300	388,347.35	
1036068	143000610 AIRS D€	6/10/2015	300	55,605.45	
1036064	143000606 AIRS TA	6/10/2015	300	11,649.27	
1036063	143000605 AIRS TA	6/10/2015	300	7,032.30	
1036056	143000601	6/10/2015	300	3,330.47	
1036070	143000612 AIRS D€	6/10/2015	300	500.18	
1036067	143000609 AIRS D€	6/10/2015	300	350.00	
1036058	143000603	6/10/2015	300		12,000,000.00
1036059	143000604	6/10/2015	300		3,049.69
1036245	143000607 AIRS TA	6/11/2015	300	6,488,367.21	
1036238	143000602	6/11/2015	300	4,460,671.04	
1036246	143000608 AIRS D€	6/11/2015	300	2,650,853.24	
1036249	143000611 AIRS D€	6/11/2015	300	1,050,076.96	
1036247	143000609 AIRS D€	6/11/2015	300	26,869.39	
1036243	143000605 AIRS TA	6/11/2015	300	10,022.10	
1036244	143000606 AIRS TA	6/11/2015	300	4,700.49	
1036250	143000612 AIRS D€	6/11/2015	300	2,164.18	
1036248	143000610 AIRS D€	6/11/2015	300	1,649.54	
1036237	143000601	6/11/2015	300	1,511.45	
1036239	143000603	6/11/2015	300		14,000,000.00
1036261	143000604	6/11/2015	300		2,716.69
1037448	142700611	6/11/2015	300		20,000,000.00
1037788	143000607 AIRS TA	6/12/2015	300	3,753,341.15	
1037714	143000603	6/12/2015	300	2,340,665.31	
1037791	143000609 AIRS D€	6/12/2015	300	2,237,612.12	
1037795	143000612 AIRS D€	6/12/2015	300	606,929.28	
1037728	143000606 AIRS TA	6/12/2015	300	13,926.84	
1037724	143000605 AIRS TA	6/12/2015	300	9,896.70	
1037793	143000610 AIRS D€	6/12/2015	300	3,300.00	
1037789	143000608 AIRS TA	6/12/2015	300	3,253.90	
1037712	143000601	6/12/2015	300	2,491.75	
1037861	Correct Journal Entr	6/12/2015	300	2,491.75	
1037931	Correct Journal Entr	6/12/2015	300	2,491.75	
1037794	143000611 AIRS D€	6/12/2015	300	68.00	
1037713	143000602	6/12/2015	300	50.00	
1037715	143000604	6/12/2015	300		11,227.64
1037860	Back Out Journal Er	6/12/2015	300		2,491.75
1037894	Back Out Journal Er	6/12/2015	300		2,491.75
1038308	14300061505CHEC	6/15/2015	300	4,763,109.40	
1038309	14300061506SRO A	6/15/2015	300	1,939,397.37	
1038304	143000602	6/15/2015	300	1,930,770.61	
1038415	Correct Journal Entr	6/15/2015	300	1,930,770.61	
1038312	14300061509CHEC	6/15/2015	300	279,983.70	
1038307	14300061504CASH	6/15/2015	300	11,427.55	
1038311	14300061508CASH	6/15/2015	300	6,814.39	
1038306	14300061503SRO A	6/15/2015	300	4,999.50	

Run Date: 6/30/2015
 Run Time: 5:07:57PM

Demand Account Activity

Start Date: 7/1/2014 End Date: 6/30/2015

Page: 419
 User: 0

Jnl. Entry	Ref #	Trx. Date	Ledger	Debit Amount	Credit Amount
1038303	143000601	6/15/2015	300	4,286.49	
1038319	143000610	6/15/2015	300	914.10	
1038310	14300061507OTHE	6/15/2015	300	550.00	
1038313	14300061510FORE	6/15/2015	300	12.00	
1038305	143000604	6/15/2015	300		3,336.59
1038414	Back Out Journal Er	6/15/2015	300		1,930,770.61
1038723	143000607 AIRS TA	6/16/2015	300	6,039,068.60	
1038725	143000609 AIRS DE	6/16/2015	300	2,055,994.25	
1038717	143000602	6/16/2015	300	1,864,442.01	
1038727	143000611 AIRS DE	6/16/2015	300	268,733.15	
1038726	143000610 AIRS DE	6/16/2015	300	10,946.06	
1038721	143000605 AIRS TA	6/16/2015	300	8,401.90	
1038722	143000606 AIRS TA	6/16/2015	300	2,772.87	
1038716	143000610	6/16/2015	300	2,756.11	
1038724	143000608 AIRS TA	6/16/2015	300	320.00	
1038718	143000603	6/16/2015	300		8,000,000.00
1038719	143000604	6/16/2015	300		8,552.00
1038899	143000607 AIRS TA	6/17/2015	300	8,123,933.51	
1038900	143000608 AIRS DE	6/17/2015	300	2,310,908.64	
1038892	143000602	6/17/2015	300	1,854,170.78	
1038903	143000611 AIRS DE	6/17/2015	300	226,339.56	
1038901	143000609 AIRS DE	6/17/2015	300	24,057.74	
1038897	143000605 AIRS TA	6/17/2015	300	8,599.80	
1038898	143000606 AIRS TA	6/17/2015	300	4,857.07	
1038883	revenue chargeback	6/17/2015	300	2,144.07	
1038891	143000601	6/17/2015	300	2,075.95	
1038902	143000610 AIRS DE	6/17/2015	300	278.25	
1038893	143000603	6/17/2015	300		13,000,000.00
1038909	143000604	6/17/2015	300		7,975.18
1039421	143000607 AIRS TA	6/18/2015	300	13,449,501.91	
1039417	143000602	6/18/2015	300	2,831,101.60	
1039422	143000608 AIRS DE	6/18/2015	300	2,725,751.02	
1039665	143000611 AIRS DE	6/18/2015	300	115,195.84	
1039419	143000605 AIRS TA	6/18/2015	300	8,540.40	
1039420	143000606 AIRS TA	6/18/2015	300	5,039.64	
1039415	143000601	6/18/2015	300	2,369.38	
1039664	143000610 AIRS DE	6/18/2015	300	582.84	
1039657	143000609 AIRS DE	6/18/2015	300	575.00	
1039418	143000603	6/18/2015	300		19,000,000.00
1039722	143000604	6/18/2015	300		727.04
1039931	143000608 AIRS TA	6/19/2015	300	29,782,402.37	
1039921	143000602	6/19/2015	300	3,979,928.75	
1039932	143000609 AIRS DE	6/19/2015	300	2,427,045.83	
1039936	143000612 AIRS DE	6/19/2015	300	205,459.88	
1039930	143000607 AIRS TA	6/19/2015	300	9,604.09	
1039933	143000610 AIRS DE	6/19/2015	300	9,010.00	
1039929	143000606 AIRS TA	6/19/2015	300	6,372.30	
1039935	143000611 AIRS DE	6/19/2015	300	4,248.52	
1039920	143000601	6/19/2015	300	2,665.21	
1039938	143000613 AIRS DE	6/19/2015	300	4.93	
1039923	143000603	6/19/2015	300		17,000,000.00
1039924	143000604	6/19/2015	300		19,000,000.00
1039950	143000605	6/19/2015	300		4,184.00
1040601	143000607 AIRS TA	6/22/2015	300	16,909,207.98	
1040594	143000602	6/22/2015	300	4,064,268.20	
1040603	143000610 AIRS DE	6/22/2015	300	2,148,168.70	

Run Date: 6/30/2015
 Run Time: 5:07:57PM

Demand Account Activity

Start Date: 7/1/2014 End Date: 6/30/2015

Page: 420
 User: 0

Jnl. Entry	Ref #	Trx. Date	Ledger	Debit Amount	Credit Amount
1040606	143000613 AIRS D€	6/22/2015	300	107,154.58	
1040599	143000606 AIRS TA	6/22/2015	300	6,266.70	
1040605	143000612 AIRS D€	6/22/2015	300	5,068.11	
1040600	143000607 AIRS TA	6/22/2015	300	5,055.42	
1040593	143000601	6/22/2015	300	1,845.68	
1040604	143000611 AIRS D€	6/22/2015	300	300.00	
1040607	143000614 AIRS D€	6/22/2015	300	47.00	
1040602	143000609 AIRS TA	6/22/2015	300	11.00	
1040597	143000603	6/22/2015	300		24,000,000.00
1040679	143000604	6/22/2015	300		330.33
1041156	143000609 AIRS TA	6/23/2015	300	14,187,349.19	
1041126	143000602	6/23/2015	300	10,255,316.37	
1041157	143000610 AIRS D€	6/23/2015	300	2,461,261.62	
1041160	143000613 AIRS D€	6/23/2015	300	75,817.17	
1041135	143000607 AIRS TA	6/23/2015	300	6,464.70	
1041053	143000601	6/23/2015	300	3,724.29	
1041159	143000612 AIRS D€	6/23/2015	300	2,702.64	
1041147	143000608 AIRS TA	6/23/2015	300	2,111.40	
1041158	143000611 AIRS D€	6/23/2015	300	1,000.00	
1041224	1531003	6/23/2015	300	824.68	
1041127	143000603	6/23/2015	300	594.00	
1041128	143000604	6/23/2015	300		12,000,000.00
1041129	142700605	6/23/2015	300		15,000,000.00
1041266	Correct Journal Entr	6/23/2015	300		3,979.73
1041388	143000602	6/24/2015	300	9,048,742.59	
1041398	143000606 AIRS TA	6/24/2015	300	8,582,511.06	
1041400	143000607 AIRS D€	6/24/2015	300	2,756,504.52	
1041404	143000610 AIRS D€	6/24/2015	300	138,646.27	
1041402	143000608 AIRS D€	6/24/2015	300	33,647.59	
1041396	143000604 AIRS TA	6/24/2015	300	27,700.20	
1041403	143000609 AIRS D€	6/24/2015	300	11,598.36	
1041397	143000605 AIRS TA	6/24/2015	300	4,667.62	
1041387	143000601	6/24/2015	300	3,073.59	
1041407	143000611 AIRS D€	6/24/2015	300	48.18	
1041389	143000603	6/24/2015	300		8,000,000.00
1041390	143000612	6/24/2015	300		12,000,000.00
1043518	143000606 AIRS TA	6/25/2015	300	12,852,850.28	
1043524	143000608 AIRS C	6/25/2015	300	2,729,768.43	
1042674	143000602	6/25/2015	300	1,956,535.68	
1043534	143000611 AIRS D€	6/25/2015	300	149,155.76	
1043517	143000605 AIRS TA	6/25/2015	300	24,717.53	
1043516	143000604 AIRS TA	6/25/2015	300	22,393.80	
1042660	143000601	6/25/2015	300	5,238.25	
1043531	143000610 AIRS D€	6/25/2015	300	5,093.69	
1043528	143000609 AIRS D€	6/25/2015	300	450.00	
1043540	143000612 AIRS D€	6/25/2015	300	327.00	
1043521	143000607 AIRS TA	6/25/2015	300	15.00	
1043383	143000603	6/25/2015	300		15,000,000.00
1044042	143000606 AIRS TA	6/26/2015	300	5,088,206.42	
1043727	143000602	6/26/2015	300	2,991,887.56	
1044044	143000607 AIRS D€	6/26/2015	300	2,149,156.22	
1044047	143000610 AIRS D€	6/26/2015	300	106,041.99	
1044040	143000605 AIRS TA	6/26/2015	300	36,956.12	
1044045	143000608 AIRS D€	6/26/2015	300	11,684.29	
1043963	143000604 AIRS TA	6/26/2015	300	10,635.90	
1043726	143000601	6/26/2015	300	1,706.45	

Run Date: 6/30/2015
 Run Time: 5:07:57PM

Demand Account Activity

Start Date: 7/1/2014 End Date: 6/30/2015

Page: 421
 User: 0

Jnl. Entry	Ref #	Trx. Date	Ledger	Debit Amount	Credit Amount		
1044046	143000609 AIRS D€	6/26/2015	300	1,486.48			
1043728	143000603	6/26/2015	300		13,000,000.00		
1044582	143000607 AIRS TA	6/29/2015	300	3,832,852.21			
1044583	143000609 AIRS D€	6/29/2015	300	2,397,178.96			
1044577	143000603	6/29/2015	300	2,368,494.31			
1044584	143000609 AIRS D€	6/29/2015	300	866,865.74			
1044586	143000611 AIRS D€	6/29/2015	300	29,435.00			
1044580	143000605 AIRS TA	6/29/2015	300	11,612.70			
1044727	143000613	6/29/2015	300	10,000.00			
1044581	143000606 AIRS TA	6/29/2015	300	8,821.91			
1044574	143000601	6/29/2015	300	2,599.66			
1044585	143000610 AIRS D€	6/29/2015	300	1,714.22			
1044575	143000602	6/29/2015	300	143.25			
1044603	143000612	6/29/2015	300	5.00			
1044578	143000604	6/29/2015	300		10,000,000.00		
1045181	142800601	6/30/2015	300	25,000,000.00			
1044792	143000606 AIRS TA	6/30/2015	300	4,840,522.87			
1044783	143000602	6/30/2015	300	3,364,329.06			
1044793	143000607 AIRS D€	6/30/2015	300	2,580,930.84			
1044796	143000610 AIRS D€	6/30/2015	300	277,425.60			
1044794	143000608 AIRS D€	6/30/2015	300	21,730.99			
1044791	143000605 AIRS TA	6/30/2015	300	20,159.93			
1044789	143000604 AIRS TA	6/30/2015	300	4,979.70			
1044795	143000609 AIRS D€	6/30/2015	300	4,667.39			
1044782	143000601	6/30/2015	300	2,617.39			
Totals for:				300 - Simmons Pine Bluff	Count: 2,936	3,896,794,597.60	3,843,022,976.32

Run Date: 6/30/2015
Run Time: 5:07:57PM

Demand Account Activity

Start Date: 7/1/2014 End Date: 6/30/2015

Page: 422
User: 0

<u>Jnl. Entry</u>	<u>Ref #</u>	<u>Trx. Date</u>	<u>Ledger</u>	<u>Debit Amount</u>	<u>Credit Amount</u>		
<u>310 - First Security Bank</u>							
1030143	142700501	5/27/2015	310	3,000,000.00			
1041220	1531000	6/23/2015	310	36.99			
Totals for: 310 - First Security Bank				Count:	2	3,000,036.99	0.00

Run Date: 6/30/2015
 Run Time: 5:07:57PM

Demand Account Activity

Page: 423
 User: 0

Start Date: 7/1/2014 End Date: 6/30/2015

Jnl. Entry	Ref #	Trx. Date	Ledger	Debit Amount	Credit Amount
399 - Investment Clearing Account					
908868	142700716	7/3/2014	399		87,500.00
909640	1500039	7/7/2014	399	87,500.00	
910828	142700707	7/10/2014	399	30,000,000.00	
910821	142700706	7/10/2014	399	15,000,000.00	
910811	1500433	7/10/2014	399	46,875.00	
910812	1500434	7/10/2014	399	37,500.00	
910810	142700705	7/10/2014	399		45,084,375.00
911971	142700704	7/11/2014	399	24,955,125.00	
911960	1500541	7/11/2014	399	18,375.00	
911972	142700705	7/11/2014	399		24,973,500.00
912959	15270071505	7/15/2014	399	12,085.64	
912925	1500824	7/15/2014	399	3,539.36	
912958	15270071504	7/15/2014	399		15,625.00
913337	1500946	7/16/2014	399	39,600.00	
913329	15270071608	7/16/2014	399		39,600.00
913839	1501095	7/17/2014	399	150,000.00	
913838	1501094	7/17/2014	399	90,000.00	
913841	1501097	7/17/2014	399	77,500.00	
913840	1501096	7/17/2014	399	42,625.00	
913808	15270071705	7/17/2014	399		360,125.00
915481	1501449	7/22/2014	399	71,250.00	
915560	142700708	7/22/2014	399		71,250.00
918054	1142700705	7/25/2014	399	25,000,000.00	
918055	142700706	7/25/2014	399		25,000,000.00
918300	1502062	7/28/2014	399	101,000.00	
918321	1502063	7/28/2014	399	101,000.00	
918220	142700701	7/28/2014	399		202,000.00
919192	1502224	7/30/2014	399	128,750.00	
919188	1502220	7/30/2014	399	105,000.00	
919196	1502228	7/30/2014	399	105,000.00	
919194	1502226	7/30/2014	399	90,000.00	
919189	1502221	7/30/2014	399	75,000.00	
919190	1502222	7/30/2014	399	61,218.75	
919187	1502219	7/30/2014	399	58,800.00	
919191	1502223	7/30/2014	399	51,000.00	
919179	1502218	7/30/2014	399	30,600.00	
919195	1502227	7/30/2014	399	21,875.00	
919193	1502225	7/30/2014	399	17,500.00	
919183	142700705	7/30/2014	399		744,743.75
921830	142700729	8/6/2014	399	29,984,400.00	
921831	142700710	8/6/2014	399		14,992,500.00
921832	142700711	8/6/2014	399		14,991,900.00
922264	15270080710	8/7/2014	399	14,936,449.95	
923366	1502978	8/7/2014	399	60,000.00	
922268	15270080711	8/7/2014	399		14,996,449.95
923444	142700804	8/8/2014	399	14,995,800.00	
923445	142700805	8/8/2014	399		14,995,800.00
923876	1503168	8/11/2014	399	65,000.00	
923843	142700801	8/11/2014	399		65,000.00
924830	1503493	8/13/2014	399	39,500.00	
924833	1503495	8/13/2014	399	38,500.00	
924823	1503492	8/13/2014	399	24,375.00	
924831	1503494	8/13/2014	399	19,750.00	
924728	142700808	8/13/2014	399		122,125.00
925582	1503665	8/15/2014	399	252,500.00	

Run Date: 6/30/2015
 Run Time: 5:07:57PM

Demand Account Activity

Page: 424
 User: 0

Start Date: 7/1/2014 End Date: 6/30/2015

Jnl. Entry	Ref #	Trx. Date	Ledger	Debit Amount	Credit Amount
925586	1503666	8/15/2014	399	252,500.00	
926016	142700813	8/15/2014	399		505,000.00
926136	1503885	8/18/2014	399	150,000.00	
926130	1503880	8/18/2014	399	93,750.00	
926132	1503881	8/18/2014	399	93,750.00	
926133	1503882	8/18/2014	399	93,750.00	
926134	1503883	8/18/2014	399	93,750.00	
926135	1503884	8/18/2014	399	93,750.00	
926054	15270081808	8/18/2014	399		618,750.00
928648	1504282	8/21/2014	399	40,000.00	
927410	142700804	8/21/2014	399		40,000.00
929776	1504698	8/26/2014	399	13,211.12	
929783	142700814	8/26/2014	399	644.44	
929669	142700804	8/26/2014	399		13,855.56
930450	1504871	8/28/2014	399	175,000.00	
930533	1504870	8/28/2014	399	175,000.00	
930531	1504869	8/28/2014	399	137,500.00	
930511	1504868	8/28/2014	399	37,500.00	
930502	142700804	8/28/2014	399		525,000.00
932254	142700901	9/4/2014	399	50,414,288.88	
932299	142700905	9/4/2014	399		29,895,933.33
932294	142700904	9/4/2014	399		10,511,433.33
932300	142700906	9/4/2014	399		10,006,922.22
934151	1505603	9/8/2014	399	13,750.00	
934154	142700903	9/8/2014	399		13,750.00
936268	1506329	9/15/2014	399	11,944.44	
936277	1506331	9/15/2014	399	10,950.00	
936276	1506330	9/15/2014	399	4,000.00	
936206	142700911	9/15/2014	399	555.56	
936181	142700907	9/15/2014	399		27,450.00
937314	142700910	9/17/2014	399	237,500.00	
937293	142700909	9/17/2014	399		237,500.00
937783	1506672	9/18/2014	399	125,000.00	
937779	1506671	9/18/2014	399	112,500.00	
937802	142700904	9/18/2014	399		237,500.00
939490	142700911	9/22/2014	399	1,235,025.73	
939562	1507018	9/22/2014	399	131,250.00	
939563	1507019	9/22/2014	399	131,250.00	
939549	1507014	9/22/2014	399	112,500.00	
939556	1507015	9/22/2014	399	60,800.00	
939560	1507017	9/22/2014	399	29,000.00	
939557	1507016	9/22/2014	399	15,625.00	
939564	1507020	9/22/2014	399	4,605.52	
939468	142700904	9/22/2014	399		1,720,056.25
941152	1507388	9/25/2014	399	65,000.00	
940813	142700907	9/25/2014	399		65,000.00
941198	1507405	9/26/2014	399	32,500.00	
941618	1507518	9/26/2014	399	25,000.00	
941544	142700910	9/26/2014	399		25,000.00
941196	142700906	9/26/2014	399		32,500.00
941752	1507617	9/29/2014	399	260,000.00	
941735	1507610	9/29/2014	399	133,750.00	
941750	1507615	9/29/2014	399	127,500.00	
941751	1507616	9/29/2014	399	127,500.00	
941733	1507609	9/29/2014	399	125,000.00	
941753	1507618	9/29/2014	399	125,000.00	

Run Date: 6/30/2015
 Run Time: 5:07:57PM

Demand Account Activity

Page: 425
 User: 0

Start Date: 7/1/2014 End Date: 6/30/2015

Jnl. Entry	Ref #	Trx. Date	Ledger	Debit Amount	Credit Amount
941715	1507607	9/29/2014	399	65,625.00	
941732	1507608	9/29/2014	399	50,000.00	
941754	1507619	9/29/2014	399	33,600.00	
941736	1507611	9/29/2014	399	17,500.00	
941768	142700910	9/29/2014	399	12,600.00	
941741	1507614	9/29/2014	399	10,500.00	
941666	142700904	9/29/2014	399		1,088,575.00
942686	142701005	10/1/2014	399	49,943,355.52	
942687	142701006	10/1/2014	399		9,991,933.30
942688	142701007	10/1/2014	399		19,981,400.00
942689	142701008	10/1/2014	399		19,970,022.22
944900	1508135	10/6/2014	399	30,000.00	
944633	142701010	10/6/2014	399		30,000.00
947280	1508896	10/14/2014	399	56,500.00	
947279	1508895	10/14/2014	399	20,000.00	
947277	1508894	10/14/2014	399	8,249.20	
947258	142701003	10/14/2014	399		84,749.20
947881	142701004	10/15/2014	399	24,998,750.00	
948262	142701014	10/15/2014	399		24,998,750.00
949987	142701010	10/17/2014	399	14,996,449.95	
949736	142701009	10/17/2014	399	14,995,800.00	
949707	1509420	10/17/2014	399	32,500.00	
950173	Ledger Correction	10/17/2014	399	4,200.00	
950173	Ledger Correction	10/17/2014	399	3,550.05	
949729	142701008	10/17/2014	399		30,032,500.00
950687	142701008	10/20/2014	399	5,000,000.00	
950682	1509522	10/20/2014	399	13,750.00	
950686	142701007	10/20/2014	399		5,013,750.00
951712	142701004	10/22/2014	399	29,983,033.33	
951821	1509853	10/22/2014	399	25,000.00	
951750	142701009	10/22/2014	399		15,008,033.33
951835	142701010	10/22/2014	399		15,000,000.00
952909	142701010	10/27/2014	399	20,000,000.00	
952914	142701014	10/27/2014	399	20,000,000.00	
953203	1510222	10/27/2014	399	105,000.00	
952973	1510221	10/27/2014	399	87,500.00	
953210	1510220	10/27/2014	399	85,555.56	
953204	1510223	10/27/2014	399	50,500.00	
953206	1510224	10/27/2014	399	50,500.00	
952981	142701015	10/27/2014	399	1,944.44	
952874	142701005	10/27/2014	399		25,396,450.00
952982	142701016	10/27/2014	399		14,984,550.00
953250	142701011	10/28/2014	399	4,998,750.00	
953242	1510248	10/28/2014	399	25,972.22	
953247	142701005	10/28/2014	399		5,024,722.22
955220	1510564	10/30/2014	399	85,000.00	
955221	1510565	10/30/2014	399	63,750.00	
955172	142701008	10/30/2014	399		148,750.00
955497	1510670	10/31/2014	399	29,788,004.72	
955931	Back Out Journal Er	10/31/2014	399		29,788,004.72
956358	142701006	11/4/2014	399	14,992,500.00	
956359	142701007	11/4/2014	399	14,991,900.00	
956357	142701005	11/4/2014	399		30,000,000.00
957127	1511086	11/6/2014	399	8,100.00	
957128	1511087	11/6/2014	399	7,500.00	
957583	1511279	11/7/2014	399	93,750.00	

Run Date: 6/30/2015
 Run Time: 5:07:57PM

Demand Account Activity

Start Date: 7/1/2014 End Date: 6/30/2015

Page: 426
 User: 0

Jnl. Entry	Ref #	Trx. Date	Ledger	Debit Amount	Credit Amount
957580	1511278	11/7/2014	399	13,500.00	
957551	142701005	11/7/2014	399		107,250.00
958186	1511428	11/10/2014	399	105,000.00	
958185	1511427	11/10/2014	399	81,250.00	
958184	1511426	11/10/2014	399	67,200.00	
958183	1511425	11/10/2014	399	17,437.50	
958109	142701008	11/10/2014	399		270,887.50
958475	1511461	11/12/2014	399	2,533.33	
958486	142701003	11/12/2014	399		2,533.33
958892	142701005	11/13/2014	399		15,026,250.00
960424	142701006	11/14/2014	399	15,000,000.00	
960461	1511705	11/14/2014	399	26,250.00	
961130	142701008	11/17/2014	399	25,000,000.00	
960626	1511846	11/17/2014	399	93,750.00	
960641	1511847	11/17/2014	399	93,750.00	
960642	1511848	11/17/2014	399	54,687.50	
960651	142701007	11/17/2014	399		25,242,187.50
963267	1512460	11/24/2014	399	93,750.00	
963264	1512457	11/24/2014	399	81,000.00	
963266	1512459	11/24/2014	399	47,175.00	
963265	1512458	11/24/2014	399	5,200.00	
963275	142701006	11/24/2014	399		227,125.00
963890	1512706	11/25/2014	399	93,750.00	
963892	1512708	11/25/2014	399	84,375.00	
963893	1512709	11/25/2014	399	78,125.00	
963803	1512705	11/25/2014	399	69,609.38	
963891	1512707	11/25/2014	399	35,000.00	
963802	142701106	11/25/2014	399		360,859.38
965645	Back Out Journal Er	11/26/2014	399	62,200.00	
964240	142701101	11/26/2014	399		62,200.00
965727	1512966	12/1/2014	399	93,750.00	
965729	1512968	12/1/2014	399	77,250.00	
965730	1512969	12/1/2014	399	53,800.00	
965728	1512967	12/1/2014	399	8,400.00	
965693	142701204	12/1/2014	399		62,200.00
965694	142701205	12/1/2014	399		171,000.00
967057	1513362	12/4/2014	399	43,750.00	
966985	142701205	12/4/2014	399		43,750.00
969750	1513949	12/11/2014	399	87,500.00	
969726	142701212	12/11/2014	399		87,500.00
970539	1514078	12/12/2014	399	42,500.00	
970507	142701206	12/12/2014	399		42,500.00
971025	142701213	12/15/2014	399	5,000,000.00	
970722	142701211	12/15/2014	399		5,425,000.00
971638	1514476	12/16/2014	399	135,416.67	
971265	142701206	12/16/2014	399	108,333.33	
971634	1514473	12/16/2014	399	87,500.00	
971635	1514474	12/16/2014	399	87,500.00	
971637	1514475	12/16/2014	399	36,000.00	
971632	1514472	12/16/2014	399	6,250.00	
971210	142701205	12/16/2014	399		36,000.00
971701	1514529	12/17/2014	399	15,000.00	
971693	142701205	12/17/2014	399		15,000.00
972150	1514673	12/18/2014	399	75,000.00	
972114	142701207	12/18/2014	399		75,000.00
972625	1514779	12/19/2014	399	52,500.00	

Run Date: 6/30/2015
 Run Time: 5:07:57PM

Demand Account Activity

Start Date: 7/1/2014 End Date: 6/30/2015

Page: 427
 User: 0

Jnl. Entry	Ref #	Trx. Date	Ledger	Debit Amount	Credit Amount
972616	1514777	12/19/2014	399	21,750.00	
972623	1514778	12/19/2014	399	18,750.00	
972578	15270121904	12/19/2014	399		93,000.00
973169	1514960	12/22/2014	399	156,250.00	
973172	1514963	12/22/2014	399	125,000.00	
973168	1514959	12/22/2014	399	93,750.00	
973171	1514962	12/22/2014	399	71,875.00	
973170	1514961	12/22/2014	399	48,750.00	
973167	1514958	12/22/2014	399	9,375.00	
973095	142701204	12/22/2014	399		505,000.00
974208	142701223	12/29/2014	399	25,000,000.00	
974155	142701209	12/29/2014	399	20,000,000.00	
974166	142701219	12/29/2014	399	15,000,000.00	
975341	1515260	12/29/2014	399	156,250.00	
975343	1515261	12/29/2014	399	140,625.00	
975347	1515264	12/29/2014	399	100,000.00	
975352	1515266	12/29/2014	399	93,750.00	
975354	1515267	12/29/2014	399	75,000.00	
975353	1515268	12/29/2014	399	52,500.00	
975344	1515262	12/29/2014	399	42,500.00	
975346	1515263	12/29/2014	399	32,812.50	
975350	1515265	12/29/2014	399	26,580.00	
975356	1515269	12/29/2014	399	25,000.00	
974151	142701208	12/29/2014	399		20,246,250.00
974156	142701210	12/29/2014	399		40,498,767.50
975489	1515370	12/30/2014	399	14,325.00	
975501	122701213	12/30/2014	399		14,325.00
977040	1515598	1/5/2015	399	87,500.00	
977017	142700107	1/5/2015	399		87,500.00
977603	15270010701	1/7/2015	399	79,974,615.49	
977623	15270010708	1/7/2015	399		19,990,666.60
977625	15270010709	1/7/2015	399		19,993,233.33
979219	15270010805	1/8/2015	399		19,995,677.78
979220	15270010806	1/8/2015	399		19,995,037.78
980135	1516369	1/12/2015	399	33,750.00	
980133	1516368	1/12/2015	399	18,375.00	
980025	142700109	1/12/2015	399		52,125.00
981000	1516678	1/15/2015	399	15,625.00	
981077	142700106	1/15/2015	399		15,625.00
981498	1516858	1/16/2015	399	39,600.00	
981455	142700107	1/16/2015	399		39,600.00
982542	1517073	1/20/2015	399	150,000.00	
982108	1517072	1/20/2015	399	90,000.00	
982544	1517075	1/20/2015	399	77,500.00	
982543	1517074	1/20/2015	399	42,625.00	
982449	142700103	1/20/2015	399		360,125.00
983326	14270012210	1/22/2015	399	24,998,750.00	
984381	1517340	1/22/2015	399	119,131.94	
984375	1517339	1/22/2015	399	71,250.00	
983243	14270012204	1/22/2015	399		25,189,131.94
984555	142700104	1/23/2015	399	10,006,922.22	
985094	1517490	1/23/2015	399	68,727.78	
984564	14270012310	1/23/2015	399		10,075,650.00
985133	142700101	1/26/2015	399		47,500.00
986021	1517775	1/27/2015	399	47,500.00	
986392	14270012808FNBB	1/28/2015	399	99,808,638.90	

Run Date: 6/30/2015
 Run Time: 5:07:57PM

Demand Account Activity

Page: 428
 User: 0

Start Date: 7/1/2014 End Date: 6/30/2015

Jnl. Entry	Ref #	Trx. Date	Ledger	Debit Amount	Credit Amount
986388	14270012801 Comn	1/28/2015	399		99,808,638.90
987380	142700130011	1/30/2015	399	35,000,000.00	
987377	14270013008 Comn	1/30/2015	399	9,991,933.30	
987330	1518083	1/30/2015	399	131,250.00	
987334	1518087	1/30/2015	399	128,750.00	
987336	1518089	1/30/2015	399	105,000.00	
987338	1518091	1/30/2015	399	105,000.00	
987331	1518084	1/30/2015	399	75,000.00	
987332	1518085	1/30/2015	399	61,218.75	
987329	1518082	1/30/2015	399	58,800.00	
987333	1518086	1/30/2015	399	51,000.00	
987335	1518088	1/30/2015	399	35,000.00	
987063	1518081	1/30/2015	399	30,600.00	
987337	1518090	1/30/2015	399	26,250.00	
987533	Correct #1518200	1/30/2015	399	8,066.70	
987376	14270013004 ABB C	1/30/2015	399		25,807,868.75
987378	14270013009	1/30/2015	399		10,000,000.00
987379	142700130010	1/30/2015	399		10,000,000.00
987855	1427000202009 FNI	2/2/2015	399	86,925,590.97	
987921	Back Out Journal Er	2/2/2015	399	86,925,590.97	
987923	Back Out Journal Er	2/2/2015	399	19,981,400.00	
987924	Correct Journal Entr	2/2/2015	399	19,981,400.00	
987914	1518298	2/2/2015	399	18,600.00	
987925	Back Out Journal Er	2/2/2015	399	18,600.00	
987591	142700202003 FNB	2/2/2015	399		19,981,400.00
987854	14270002020010 Cc	2/2/2015	399		86,925,590.97
987919	142700020200011	2/2/2015	399		19,981,400.00
987920	Back Out Journal Er	2/2/2015	399		86,925,590.97
987922	correction cp mat	2/2/2015	399		18,600.00
987926	Correct Journal Entr	2/2/2015	399		18,600.00
987953	14270020304 FNBB	2/3/2015	399	192,906,224.33	
988257	142700204	2/3/2015	399	130,813,106.34	
988217	14300020306 China	2/3/2015	399		1,216,933.07
987954	14270020305 Comn	2/3/2015	399		56,926,715.37
987955	14270020306 Comn	2/3/2015	399		135,979,508.96
988299	14300020310 Midea	2/3/2015	399		2,599,861.33
988300	14300020311 Sinocl	2/3/2015	399		19,997,122.22
988301	14300020312 China	2/3/2015	399		6,999,550.83
988302	14300020313 Chest	2/3/2015	399		99,999,638.89
988711	142700207	2/4/2015	399	292,905,863.22	
988714	142700208	2/4/2015	399	147,076,828.96	
988717	1518475	2/4/2015	399	1,136.78	
988709	142700206	2/4/2015	399		439,983,828.96
989955	142700206	2/5/2015	399	400,784,000.00	
989953	142700205	2/5/2015	399	12,664,391.00	
988870	1518600	2/5/2015	399	1,421.26	
989956	142700207	2/5/2015	399		413,448,391.00
990096	142700205	2/6/2015	399	141,999,640.00	
990162	1518810	2/6/2015	399	62,066.67	
990095	142700204	2/6/2015	399	11,433.33	
990078	1518737	2/6/2015	399	360.00	
990023	correcting entry from	2/6/2015	399		1,421.26
990097	142700206	2/6/2015	399		99,998,916.67
990098	142700207	2/6/2015	399		42,074,583.33
990430	14270020907	2/9/2015	399	103,817,000.00	
990814	Correct Journal Entr	2/9/2015	399	103,815,711.07	

Run Date: 6/30/2015
 Run Time: 5:07:57PM

Demand Account Activity

Start Date: 7/1/2014 End Date: 6/30/2015

Page: 429
 User: 0

Jnl. Entry	Ref #	Trx. Date	Ledger	Debit Amount	Credit Amount
990806	14270020910	2/9/2015	399	7,000,000.00	
990432	142700200908	2/9/2015	399	5,013,803.34	
990517	1518931	2/9/2015	399	65,000.00	
990518	1518932	2/9/2015	399	60,000.00	
990429	1518850	2/9/2015	399	1,288.93	
990428	14270020906	2/9/2015	399		108,955,803.34
990728	1427002099	2/9/2015	399		7,000,000.00
990812	Back Out Journal Er	2/9/2015	399		103,817,000.00
990869	142700209	2/10/2015	399	106,999,050.83	
990872	1518975	2/10/2015	399	949.17	
990867	142700207	2/10/2015	399		56,376,892.45
990868	142700208	2/10/2015	399		50,623,107.55
991517	142700209	2/11/2015	399	44,203,335.36	
991513	142700206	2/11/2015	399	25,036,883.56	
991218	1519069	2/11/2015	399	1,664.64	
991516	142700208	2/11/2015	399		69,241,883.56
991966	142700208	2/12/2015	399	137,208,930.91	
992002	142700210	2/12/2015	399	133,760,952.10	
991980	1519223	2/12/2015	399	4,047.90	
992012	1519252	2/12/2015	399	409.03	
992000	142700209	2/12/2015	399		270,974,339.94
992203	142700208	2/13/2015	399	271,928,673.34	
992220	1519414	2/13/2015	399	39,500.00	
992222	1519416	2/13/2015	399	38,500.00	
992221	1519415	2/13/2015	399	19,750.00	
992219	1519413	2/13/2015	399	2,326.66	
992202	142700207	2/13/2015	399		102,823,888.92
992179	142700206	2/13/2015	399		169,204,861.08
992697	142700207	2/17/2015	399	48,051,128.54	
993098	142700211	2/17/2015	399	40,491,022.50	
992695	142700205	2/17/2015	399	40,000,000.00	
992602	142700201	2/17/2015	399	25,000,000.00	
992692	142700202	2/17/2015	399	25,000,000.00	
992693	142700203	2/17/2015	399	25,000,000.00	
992694	142700204	2/17/2015	399	25,000,000.00	
992696	142700206	2/17/2015	399	22,713,121.45	
992685	1519540	2/17/2015	399	252,500.00	
992681	1519539	2/17/2015	399	252,500.00	
992690	1519545	2/17/2015	399	150,000.00	
992686	1519541	2/17/2015	399	93,750.00	
992687	1519542	2/17/2015	399	93,750.00	
992688	1519543	2/17/2015	399	93,750.00	
992689	1519544	2/17/2015	399	93,750.00	
992682	1519538	2/17/2015	399	5,871.46	
992698	142700208	2/17/2015	399		211,800,121.45
992719	142700210	2/17/2015	399		40,491,022.50
993154	142700208	2/18/2015	399	135,361,702.89	
993390	142700210	2/18/2015	399	82,383,156.83	
993146	1519598	2/18/2015	399	843.17	
993388	142700209	2/18/2015	399		217,745,702.89
994608	142700207	2/19/2015	399	89,002,440.03	
994610	142700209	2/19/2015	399	11,999,930.00	
994590	1519728	2/19/2015	399	70.00	
994611	142700210	2/19/2015	399		101,002,440.03
994754	142700209	2/20/2015	399	102,969,525.00	
994729	142700207	2/20/2015	399		93,001,700.00

Run Date: 6/30/2015
 Run Time: 5:07:57PM

Demand Account Activity

Page: 430
 User: 0

Start Date: 7/1/2014 End Date: 6/30/2015

Jnl. Entry	Ref #	Trx. Date	Ledger	Debit Amount	Credit Amount
994753	142700208	2/20/2015	399		9,998,300.00
995198	142700207	2/23/2015	399	210,638,017.75	
995522	Back Out Journal Er	2/23/2015	399	40,000.00	
995498	142700208	2/23/2015	399		210,678,017.75
995499	142700209	2/23/2015	399		40,000.00
995825	142700208	2/24/2015	399	124,282,522.09	
995831	142700210	2/24/2015	399	101,100,000.00	
995889	1520139	2/24/2015	399	40,000.00	
995833	1520093	2/24/2015	399	30,475.00	
995828	142700209	2/24/2015	399		225,382,521.99
996213	142700205	2/25/2015	399	251,285,085.58	
996207	1520166	2/25/2015	399	8,914.42	
995876	1520160	2/25/2015	399	3,119.13	
996210	142700202	2/25/2015	399		0.10
996212	142700203	2/25/2015	399		251,294,000.00
996357	142700206	2/26/2015	399	29,946,334.51	
996358	142700207	2/26/2015	399	1,554,766.75	
996644	1520331	2/26/2015	399	29,000.00	
996323	1520278	2/26/2015	399	233.25	
996359	142700208	2/26/2015	399		31,530,334.51
996675	142700213	2/26/2015	399		3,119.13
996733	142700205	2/27/2015	399	180,597,477.90	
996720	1520381	2/27/2015	399	10,522.10	
996732	142700204	2/27/2015	399		180,608,000.00
997298	142700305	3/2/2015	399	29,999,050.00	
997372	1520624	3/2/2015	399	175,000.00	
997373	1520625	3/2/2015	399	175,000.00	
997374	1520626	3/2/2015	399	137,500.00	
997375	1520627	3/2/2015	399	37,500.00	
997337	1520600	3/2/2015	399	950.00	
997285	142700301	3/2/2015	399		30,525,000.00
997775	142700307	3/3/2015	399	63,715,394.89	
997737	Reverse and Correc	3/3/2015	399	19,981,400.00	
998119	Reverse #987926 or	3/3/2015	399	18,600.00	
997734	1520652	3/3/2015	399	11,604.11	
997737	Reverse and Correc	3/3/2015	399		20,000,000.00
997768	142700308	3/3/2015	399		63,727,000.00
998548	142700311	3/4/2015	399	28,497,648.75	
998214	142700307	3/4/2015	399		28,500,000.00
999865	142700307	3/6/2015	399	49,072,488.08	
999837	142700306	3/6/2015	399	21,535,711.22	
999858	1520967	3/6/2015	399	13,750.00	
999929	1521009	3/6/2015	399	12,511.92	
999928	1521008	3/6/2015	399	4,288.78	
999893	1520976	3/6/2015	399	2,351.25	
999855	1520965	3/6/2015	399	1.00	
999869	142700311	3/6/2015	399		49,098,750.00
999818	142700305	3/6/2015	399		21,540,000.00
1000017	142700309	3/9/2015	399	42,180,106.60	
1000268	1521081	3/9/2015	399	4,893.40	
1000257	142700310	3/9/2015	399		42,185,000.00
1000410	142700306	3/10/2015	399	40,491,022.50	
1000635	142700308	3/10/2015	399	17,646,034.44	
1000632	1521198	3/10/2015	399	8,977.50	
1000621	142700307	3/10/2015	399		58,146,034.44
1001587	142700308	3/12/2015	399	16,744,975.00	

Run Date: 6/30/2015
 Run Time: 5:07:57PM

Demand Account Activity

Page: 431
 User: 0

Start Date: 7/1/2014 End Date: 6/30/2015

Jnl. Entry	Ref #	Trx. Date	Ledger	Debit Amount	Credit Amount
1001280	1521461	3/12/2015	399	5,025.00	
1001274	142700307	3/12/2015	399		16,750,000.00
1002115	1521675	3/13/2015	399	10,950.00	
1001689	142700307	3/13/2015	399		10,950.00
1002612	1521814	3/16/2015	399	4,000.00	
1002190	142700303	3/16/2015	399		4,000.00
1003034	142700305	3/17/2015	399	2,182,656.18	
1003089	1521884	3/17/2015	399	343.82	
1003023	Reverse Journal #9	3/17/2015	399	0.10	
1003024	Correct 2/23 CP Pur	3/17/2015	399		0.10
1003033	142700304	3/17/2015	399		2,183,000.00
1003653	142700305	3/18/2015	399	19,990,666.60	
1003678	1522123	3/18/2015	399	125,000.00	
1003675	1522122	3/18/2015	399	112,500.00	
1003671	1522120	3/18/2015	399	12,622.22	
1003673	1522121	3/18/2015	399	12,622.22	
1003564	1522043	3/18/2015	399	9,333.40	
1003658	142700310	3/18/2015	399	8,177.78	
1003659	142700312	3/18/2015	399	8,177.78	
1003630	142700304	3/18/2015	399		20,279,100.00
1005393	1522378	3/20/2015	399	131,250.00	
1005394	1522379	3/20/2015	399	131,250.00	
1005392	1522374	3/20/2015	399	112,500.00	
1005342	142700303	3/20/2015	399		375,000.00
1005921	1522532	3/23/2015	399	60,800.00	
1005918	1522530	3/23/2015	399	29,000.00	
1005920	1522531	3/23/2015	399	15,625.00	
1005924	Correct Journal Entr	3/23/2015	399		105,425.00
1007042	142700309	3/25/2015	399	349,081,803.85	
1006978	142700307	3/25/2015	399	58,146,034.44	
1006582	1522757	3/25/2015	399	65,000.00	
1006552	1522743	3/25/2015	399	8,965.56	
1007041	142700308	3/25/2015	399		407,301,803.85
1007531	142700307	3/26/2015	399	220,569,820.61	
1007447	142700302	3/26/2015	399	89,832,502.43	
1007515	142700309	3/26/2015	399	87,597,376.86	
1007078	1522852	3/26/2015	399	32,500.00	
1007085	1522867	3/26/2015	399	1,179.39	
1007446	142700301	3/26/2015	399		89,832,502.43
1007495	142700308	3/26/2015	399		308,200,876.86
1007862	142700312	3/27/2015	399	161,203,978.60	
1007938	142700313	3/27/2015	399	37,988,627.19	
1007554	ABB INV	3/27/2015	399	25,000,000.00	
1007572	1522975	3/27/2015	399	260,000.00	
1007565	1522971	3/27/2015	399	133,750.00	
1007567	1522972	3/27/2015	399	127,500.00	
1007568	1522973	3/27/2015	399	127,500.00	
1007563	1522969	3/27/2015	399	125,000.00	
1007570	1522974	3/27/2015	399	125,000.00	
1007905	1523049	3/27/2015	399	101,700.00	
1007574	1522977	3/27/2015	399	78,125.00	
1007573	1522976	3/27/2015	399	50,000.00	
1007564	1522970	3/27/2015	399	17,500.00	
1007560	1522968	3/27/2015	399	10,500.00	
1007857	1522989	3/27/2015	399	2,021.40	
1007932	142700314	3/27/2015	399		225,249,502.20

Run Date: 6/30/2015
 Run Time: 5:07:57PM

Demand Account Activity

Start Date: 7/1/2014 End Date: 6/30/2015

Page: 432
 User: 0

Jnl. Entry	Ref #	Trx. Date	Ledger	Debit Amount	Credit Amount
1008631	143000302	3/30/2015	399	78,901,424.53	
1008538	1523111	3/30/2015	399	47,250.00	
1008523	1523100	3/30/2015	399	3,575.47	
1008537	Correct BoA/FNBBfr	3/30/2015	399		101,700.00
1008628	143000301	3/30/2015	399		1,922,637.50
1008633	143000303	3/30/2015	399		77,029,612.50
1009080	Back Out Journal Er	3/31/2015	399	12,247,639.72	
1009011	142700312	3/31/2015	399	12,245,981.72	
1008948	1523227	3/31/2015	399	1,018.28	
1009007	142700311	3/31/2015	399		12,247,639.72
1009089	Correct Journal Entr	3/31/2015	399		12,247,773.24
1009156	142700303	4/1/2015	399	28,840,786.00	
1009135	1523374	4/1/2015	399	2,214.00	
1009415	Back Out Journal Er	4/1/2015	399	773.24	
1009155	1523375	4/1/2015	399	773.24	
1009157	142700304	4/1/2015	399		28,843,000.00
1009158	142700305	4/1/2015	399		773.24
1010650	142700408	4/2/2015	399	82,098,235.32	
1010654	1523534	4/2/2015	399	28,532.64	
1010649	142700407	4/2/2015	399		82,126,767.96
1011015	142700402	4/3/2015	399	2,424,696.88	
1011002	1523621	4/3/2015	399	303.12	
1010942	142700401	4/3/2015	399		2,425,000.00
1011073	142700403	4/6/2015	399	249,950.00	
1011339	1523707	4/6/2015	399	30,000.00	
1011414	1523757	4/6/2015	399	50.00	
1011072	142700402	4/6/2015	399		280,000.00
1012220	142700407	4/8/2015	399	4,999,178.89	
1012213	1523994	4/8/2015	399	821.11	
1012247	142700408	4/8/2015	399		5,000,000.00
1012676	142700408	4/9/2015	399	113,132,596.87	
1012675	142700407	4/9/2015	399	15,296,365.83	
1012672	1524139	4/9/2015	399	3,634.17	
1012591	142700403	4/9/2015	399		128,432,596.87
1013120	142700409	4/10/2015	399	216,567,573.66	
1013108	1524298	4/10/2015	399	74,870.78	
1012756	142700401	4/10/2015	399	0.01	
1013134	142700409	4/10/2015	399		11,893,908.89
1013135	142700410	4/10/2015	399		204,748,535.55
1013486	142700410	4/13/2015	399	49,811,071.36	
1013484	142700408	4/13/2015	399	35,077,185.98	
1013525	1524369	4/13/2015	399	56,500.00	
1013524	1524368	4/13/2015	399	20,000.00	
1013504	1524352	4/13/2015	399	9,814.02	
1013526	1524370	4/13/2015	399	8,249.20	
1013485	142700409	4/13/2015	399		84,982,820.56
1013878	1524449	4/14/2015	399	30,816.67	
1013616	0403	4/14/2015	399	1,433.33	
1013614	142700402	4/14/2015	399		32,250.00
1013873	142700407	4/14/2015	399		3,527,766.27
1014468	142700411	4/15/2015	399	56,978,583.59	
1014090	142700409	4/15/2015	399	3,500,000.00	
1014469	142700412	4/15/2015	399	1,484,566.88	
1014467	142700415	4/15/2015	399	18,511.06	
1014475	1524698	4/15/2015	399	9,255.21	
1014100	1524638	4/15/2015	399	433.12	

Demand Account Activity

Start Date: 7/1/2014 End Date: 6/30/2015

Jnl. Entry	Ref #	Trx. Date	Ledger	Debit Amount	Credit Amount
1014470	142700413	4/15/2015	399		58,463,583.59
1015621	142700407	4/16/2015	399	230,037,923.87	
1015663	142700408	4/16/2015	399		230,037,923.87
1016141	142700409	4/17/2015	399	136,481,710.84	
1016150	142700414	4/17/2015	399	25,000,000.00	
1016144	142700411	4/17/2015	399	15,000,000.00	
1016147	142700413	4/17/2015	399	10,000,000.00	
1016151	142700415	4/17/2015	399	10,000,000.00	
1016146	142700412	4/17/2015	399	5,500,000.00	
1016188	1524993	4/17/2015	399	75,000.00	
1016187	1524992	4/17/2015	399	45,000.00	
1016186	1524991	4/17/2015	399	38,750.00	
1016189	1524994	4/17/2015	399	32,500.00	
1016190	1524995	4/17/2015	399	21,312.50	
1016184	1524990	4/17/2015	399	18,289.16	
1016140	142700408	4/17/2015	399		88,978,938.60
1016143	142700410	4/17/2015	399		113,233,623.90
1016341	142700414	4/20/2015	399	82,259,984.44	
1016335	142700412	4/20/2015	399	59,484,059.98	
1016872	1525149	4/20/2015	399	2,940.02	
1016339	142700413	4/20/2015	399		141,746,984.44
1017269	142700408	4/21/2015	399	154,715,331.17	
1017272	142700410	4/21/2015	399	26,649,692.77	
1017304	1525268	4/21/2015	399	307.23	
1017271	142700409	4/21/2015	399		181,365,331.17
1017624	142700402	4/22/2015	399	93,550,083.33	
1017625	142700403	4/22/2015	399	4,390,949.93	
1017671	1525337	4/22/2015	399	25,000.00	
1017670	1525336	4/22/2015	399	2,050.07	
1017626	142700407	4/22/2015	399		97,968,083.33
1018159	142700411	4/23/2015	399	118,864,203.34	
1018043	142700403	4/23/2015	399	15,006,600.00	
1018181	1525515	4/23/2015	399	35,796.66	
1018037	Called Farm Credit /	4/23/2015	399		4,987.50
1018160	142700412	4/23/2015	399		114,631,988.30
1018141	142700411	4/23/2015	399		19,269,624.20
1018525	142700410	4/24/2015	399	228,470,232.21	
1018605	1525653	4/24/2015	399	31,767.79	
1018502	142700408	4/24/2015	399		182,269,552.97
1018524	142700409	4/24/2015	399		46,232,447.03
1018953	142700411	4/27/2015	399	125,931,227.54	
1018956	142700414	4/27/2015	399	30,000,000.00	
1018959	142700415	4/27/2015	399	25,000,000.00	
1018954	142700412	4/27/2015	399	6,998,720.56	
1018971	1525737	4/27/2015	399	105,000.00	
1018969	1525735	4/27/2015	399	87,500.00	
1018970	1525736	4/27/2015	399	87,500.00	
1018968	1525734	4/27/2015	399	18,750.00	
1018945	1525733	4/27/2015	399	1,279.44	
1018955	142700413	4/27/2015	399		188,229,977.54
1019407	Back Out Journal Er	4/28/2015	399	262,698,618.01	
1019408	Correct Journal Entr	4/28/2015	399	262,698,618.01	
1019316	142700409	4/28/2015	399	88,925,271.09	
1019385	1525869	4/28/2015	399	30,381.99	
1019313	142700407	4/28/2015	399		173,803,728.91
1019315	142700408	4/28/2015	399		262,698,618.01

Run Date: 6/30/2015
 Run Time: 5:07:57PM

Demand Account Activity

Start Date: 7/1/2014 End Date: 6/30/2015

Page: 434
 User: 0

Jnl. Entry	Ref #	Trx. Date	Ledger	Debit Amount	Credit Amount
1019369	Back Out Journal Er	4/28/2015	399		88,925,271.09
1019406	Correct Journal Entr	4/28/2015	399		88,925,271.09
1019789	142700408	4/29/2015	399	85,103,276.39	
1019790	142700409	4/29/2015	399	6,799,395.56	
1019899	1526001	4/29/2015	399	604.44	
1019791	142700410	4/29/2015	399		91,903,276.39
1021225	142700415	4/30/2015	399	43,694,483.22	
1021110	142700405	4/30/2015	399	30,000,000.00	
1021111	142701021111	4/30/2015	399	20,000,000.00	
1021106	142700403	4/30/2015	399	10,000,000.00	
1021108	142700404	4/30/2015	399	10,000,000.00	
1021112	142700407	4/30/2015	399	7,000,000.00	
1021091	1526026	4/30/2015	399	85,000.00	
1021092	1526027	4/30/2015	399	63,750.00	
1019933	1526011	4/30/2015	399	60,000.00	
1019935	1526013	4/30/2015	399	42,500.00	
1019931	1526009	4/30/2015	399	38,750.00	
1019932	1526010	4/30/2015	399	37,500.00	
1019934	1526012	4/30/2015	399	15,312.50	
1021137	1526044	4/30/2015	399	5,516.78	
1021223	142700413	4/30/2015	399		12,693,895.46
1021224	142700414	4/30/2015	399		108,348,917.04
1021693	142700406	5/1/2015	399	119,346,906.48	
1021672	1526213	5/1/2015	399	3,093.52	
1021690	142700404	5/1/2015	399		75,351,650.00
1021691	142700405	5/1/2015	399		43,998,350.00
1022056	142700509	5/4/2015	399	77,773,235.96	
1022060	142700510	5/4/2015	399	43,653,639.29	
1022054	1526329	5/4/2015	399	26,764.04	
1022055	142700508	5/4/2015	399		121,453,639.29
1022409	142700402	5/5/2015	399	88,839,418.13	
1022411	142700414	5/5/2015	399	466,427.53	
1022403	1526411	5/5/2015	399	1,581.87	
1022410	142700403	5/5/2015	399		89,307,427.53
1022856	142700409	5/6/2015	399	72,849,693.57	
1022898	1526586	5/6/2015	399	1,306.43	
1022821	142700407	5/6/2015	399		19,878,205.42
1022854	142700408	5/6/2015	399		52,972,794.58
1023225	142700501	5/7/2015	399	115,464,891.11	
1023219	140501	5/7/2015	399	25,000,000.00	
1023302	142700503	5/7/2015	399	22,499,746.53	
1023259	1526652	5/7/2015	399	100,000.00	
1023258	1526651	5/7/2015	399	13,500.00	
1023312	1526699	5/7/2015	399	253.47	
1023301	142700502	5/7/2015	399		163,078,391.11
1023755	142700504	5/8/2015	399	144,966,533.18	
1023713	142700502	5/8/2015	399	30,000,000.00	
1023705	142700501	5/8/2015	399	4,024,000.00	
1023778	1526826	5/8/2015	399	120,000.00	
1023813	1526828	5/8/2015	399	17,437.50	
1023812	1526827	5/8/2015	399	1,191.55	
1023731	142700503	5/8/2015	399		167,138,049.05
1023780	142700505	5/8/2015	399		11,999,580.00
1024202	142700507	5/11/2015	399	22,810,000.00	
1023837	1526874	5/11/2015	399	81,250.00	
1023836	1526873	5/11/2015	399	67,200.00	

Run Date: 6/30/2015
 Run Time: 5:07:57PM

Demand Account Activity

Start Date: 7/1/2014 End Date: 6/30/2015

Page: 435
 User: 0

Jnl. Entry	Ref #	Trx. Date	Ledger	Debit Amount	Credit Amount
1023829	1526872	5/11/2015	399	24,000.00	
1024223	1526987	5/11/2015	399	1,140.80	
1024139	142700503	5/11/2015	399		22,984,450.00
1024532	142700510	5/12/2015	399	109,391,342.22	
1024522	142700509	5/12/2015	399	6,118,908.53	
1024588	1527093	5/12/2015	399	85,963.34	
1024228	1526991	5/12/2015	399	8,466.82	
1024533	142700511	5/12/2015	399		115,596,214.09
1025039	142700507	5/13/2015	399	32,488,743.05	
1024998	142700506	5/13/2015	399	2,788,408.73	
1025035	1527190	5/13/2015	399	11,256.95	
1024966	142700505	5/13/2015	399	859.20	
1025038	142700508	5/13/2015	399		35,288,408.73
1025163	142700508	5/14/2015	399	286,573,406.33	
1026756	142700509	5/14/2015	399		286,573,406.33
1027202	142700510	5/15/2015	399	356,540,086.88	
1027205	142700513	5/15/2015	399	25,000,000.00	
1027206	142700514	5/15/2015	399	25,000,000.00	
1027232	1527482	5/15/2015	399	100,000.00	
1027192	1527481	5/15/2015	399	100,000.00	
1027164	1527424	5/15/2015	399	48,554.75	
1027200	142700509	5/15/2015	399		66,357,318.17
1027664	142700510	5/18/2015	399	137,497,092.33	
1027656	142700508	5/18/2015	399	32,498,781.25	
1027646	1527558	5/18/2015	399	1,218.75	
1027634	05/15/15 CORRECT	5/18/2015	399		340,417,681.83
1027655	142700503	5/18/2015	399		166,997,092.33
1027743	142700513	5/18/2015	399		3,000,000.00
1028219	142700512	5/19/2015	399	119,968,991.66	
1028214	1527743	5/19/2015	399	31,008.34	
1028218	142700511	5/19/2015	399		145,152.91
1028220	142700513	5/19/2015	399		119,854,847.09
1028677	142700508	5/20/2015	399	128,011,719.45	
1028638	142700503	5/20/2015	399	75,583,794.80	
1028673	1527824	5/20/2015	399	38,280.55	
1028630	Correct #1527424 5/	5/20/2015	399		13,641.63
1028678	142700509	5/20/2015	399		203,633,794.80
1029161	142700510	5/21/2015	399	141,252,639.16	
1029169	142700511	5/21/2015	399	19,897,858.33	
1029160	142700509	5/21/2015	399	10,000,000.00	
1029210	1528028	5/21/2015	399	20,000.00	
1029209	1528027	5/21/2015	399	2,141.67	
1029172	142700512	5/21/2015	399		171,172,639.16
1029653	142700513	5/22/2015	399	232,129,300.77	
1029652	142700512	5/22/2015	399	97,037,821.92	
1029573	1528082	5/22/2015	399	93,750.00	
1029575	1528084	5/22/2015	399	81,000.00	
1029638	1528131	5/22/2015	399	61,699.23	
1029576	1528085	5/22/2015	399	47,175.00	
1029574	1528083	5/22/2015	399	5,200.00	
1029668	142700520	5/22/2015	399		10,000.00
1029654	142700514	5/22/2015	399		329,455,946.92
1030027	142700502	5/26/2015	399	310,548,130.28	
1029963	140501	5/26/2015	399	10,005,000.00	
1029965	140502	5/26/2015	399	9,999,000.00	
1030075	1528273	5/26/2015	399	93,869.72	

Run Date: 6/30/2015
 Run Time: 5:07:57PM

Demand Account Activity

Start Date: 7/1/2014 End Date: 6/30/2015

Page: 436
 User: 0

Jnl. Entry	Ref #	Trx. Date	Ledger	Debit Amount	Credit Amount
1029987	1528193	5/26/2015	399	93,750.00	
1029989	1528195	5/26/2015	399	84,375.00	
1029990	1528196	5/26/2015	399	78,125.00	
1029986	1528192	5/26/2015	399	69,609.38	
1029988	1528194	5/26/2015	399	36,000.00	
1029991	1528197	5/26/2015	399	9,500.00	
1029966	142700501	5/26/2015	399		67,534,262.44
1030030	142700503	5/26/2015	399		263,483,096.94
1030436	142700507	5/27/2015	399	334,073,647.95	
1030603	1528442	5/27/2015	399	290,885.38	
1030407	Ledger Correction fc	5/27/2015	399	10,000.00	
1030395	1528333	5/27/2015	399	8,400.00	
1030432	142700502	5/27/2015	399		99,384,774.99
1030434	142700503	5/27/2015	399		234,988,158.34
1031854	142700503	5/28/2015	399	84,422,038.55	
1031726	140502	5/28/2015	399	35,000,000.00	
1031727	140503	5/28/2015	399	35,000,000.00	
1030634	140501	5/28/2015	399	25,000,000.00	
1031781	1528524	5/28/2015	399	87,500.00	
1031787	1528525	5/28/2015	399	87,500.00	
1031789	1528526	5/28/2015	399	68,750.00	
1031791	1528527	5/28/2015	399	53,800.00	
1031838	1528583	5/28/2015	399	2,961.45	
1031853	142700502	5/28/2015	399		99,723,438.89
1031855	142700509	5/28/2015	399		79,999,111.11
1032220	142700511	5/29/2015	399	253,158,802.98	
1032318	1528731	5/29/2015	399	93,750.00	
1032319	1528732	5/29/2015	399	77,250.00	
1032317	1528730	5/29/2015	399	77,197.02	
1032216	142700509	5/29/2015	399		109,416,184.45
1032218	142700510	5/29/2015	399		143,990,815.55
1032774	142700603	6/1/2015	399	44,998,500.00	
1032825	1528817	6/1/2015	399	1,500.00	
1032771	142700602	6/1/2015	399		45,000,000.00
1033209	142700603	6/2/2015	399	82,116,112.88	
1033268	142700605	6/2/2015	399	2,870,908.33	
1033275	1528985	6/2/2015	399	6,887.12	
1033267	142700604	6/2/2015	399		84,993,908.33
1033686	142700611	6/3/2015	399	160,278,200.40	
1033672	142700610	6/3/2015	399	17,379,600.36	
1033701	1529083	6/3/2015	399	23,799.60	
1033687	142700612	6/3/2015	399		177,681,600.36
1033778	142700604	6/4/2015	399	57,358,712.22	
1033780	142700607	6/4/2015	399	56,995,429.77	
1033781	142700608	6/4/2015	399	10,000,000.00	
1034132	1529198	6/4/2015	399	43,750.00	
1034142	1529235	6/4/2015	399	570.23	
1033779	142700606	6/4/2015	399		124,398,462.22
1034522	142700604	6/5/2015	399	217,991,115.27	
1034612	1529362	6/5/2015	399	8,884.73	
1034512	142700603	6/5/2015	399		36,005,731.67
1034523	142700610	6/5/2015	399		181,994,268.33
1034961	142700609	6/8/2015	399	310,552,976.25	
1034960	142700604	6/8/2015	399	5,461,307.22	
1034962	140601	6/8/2015	399	5,000,000.00	
1035141	1529510	6/8/2015	399	32,023.75	

Run Date: 6/30/2015
 Run Time: 5:07:57PM

Demand Account Activity

Start Date: 7/1/2014 End Date: 6/30/2015

Page: 437
 User: 0

Jnl. Entry	Ref #	Trx. Date	Ledger	Debit Amount	Credit Amount
1035117	1529498	6/8/2015	399	6,875.00	
1034746	142700603	6/8/2015	399		321,053,182.22
1035497	1427000610	6/9/2015	399	268,214,092.86	
1035515	1529563	6/9/2015	399	17,907.14	
1035476	1422700603	6/9/2015	399		4,529,714.80
1035496	142700604	6/9/2015	399		263,702,285.20
1036077	142700611	6/10/2015	399	381,693,621.31	
1036179	1529765	6/10/2015	399	11,378.69	
1036076	142700610	6/10/2015	399		35,855,847.20
1036078	142700612	6/10/2015	399		345,849,152.80
1037464	Back Out Journal Er	6/11/2015	399	464,156,173.39	
1037452	142700614	6/11/2015	399	243,355,063.92	
1037406	142700610	6/11/2015	399	220,695,173.39	
1036287	Back Out Journal Er	6/11/2015	399	44,453,369.54	
1037438	1529917	6/11/2015	399	100,000.00	
1037422	1529903	6/11/2015	399	5,936.08	
1036284	143990601	6/11/2015	399		44,453,369.54
1037453	142700615	6/11/2015	399		464,156,173.39
1037465	Correct Journal Entr	6/11/2015	399		464,156,173.39
1037804	142700603	6/12/2015	399	258,149,367.70	
1037813	1529964	6/12/2015	399	42,500.00	
1037921	1530065	6/12/2015	399	30,632.30	
1037800	142700602	6/12/2015	399		252,112,965.42
1038317	142700612	6/15/2015	399	230,670,889.17	
1038392	142700617	6/15/2015	399	20,000,000.00	
1038401	1530191	6/15/2015	399	243,750.00	
1038399	1530189	6/15/2015	399	100,000.00	
1038400	1530190	6/15/2015	399	100,000.00	
1038403	1530192	6/15/2015	399	54,479.17	
1038343	1530141	6/15/2015	399	29,110.83	
1038314	142700610	6/15/2015	399		58,575,169.99
1038315	142700611	6/15/2015	399		149,809,401.33
1038391	142700616	6/15/2015	399		6,096,201.25
1038397	142700618	6/15/2015	399		20,697,127.18
1038402	142700619	6/15/2015	399		22,116,530.67
1038814	142700611	6/16/2015	399	147,709,502.83	
1038752	142700603	6/16/2015	399	139,286,331.02	
1038739	14270602	6/16/2015	399	10,000,000.00	
1038760	1530251	6/16/2015	399	36,000.00	
1038813	142700610	6/16/2015	399		297,034,331.02
1039242	142700610	6/17/2015	399	381,980,303.82	
1039185	142700604	6/17/2015	399	86,755,694.35	
1039295	1530440	6/17/2015	399	15,000.00	
1039255	1530401	6/17/2015	399	2,860.02	
1039243	142700611	6/17/2015	399		468,764,694.35
1039757	142700603	6/18/2015	399	357,031,882.19	
1039737	142700602	6/18/2015	399	77,906,685.63	
1039781	1530567	6/18/2015	399	85,000.00	
1039782	1530568	6/18/2015	399	4,117.81	
1039758	142700604	6/18/2015	399		435,027,685.63
1039951	142700611	6/19/2015	399	339,834,203.92	
1039949	143990601	6/19/2015	399	5,000,000.00	
1039986	1530709	6/19/2015	399	52,500.00	
1040330	1530783	6/19/2015	399	37,796.08	
1039984	1530707	6/19/2015	399	21,750.00	
1039985	1530708	6/19/2015	399	18,750.00	

Run Date: 6/30/2015
 Run Time: 5:07:57PM

Demand Account Activity

Page: 438
 User: 0

Start Date: 7/1/2014 End Date: 6/30/2015

Jnl. Entry	Ref #	Trx. Date	Ledger	Debit Amount	Credit Amount
1040261	142700612	6/19/2015	399		260,475,970.00
1040262	142700613	6/19/2015	399		84,489,030.00
1040766	142700604	6/22/2015	399	234,351,166.12	
1040684	143990601	6/22/2015	399	5,000,000.00	
1040744	1530882	6/22/2015	399	156,250.00	
1040743	1530881	6/22/2015	399	125,000.00	
1040747	1530885	6/22/2015	399	100,000.00	
1040741	1530880	6/22/2015	399	71,875.00	
1040746	1530884	6/22/2015	399	52,500.00	
1040781	1530913	6/22/2015	399	23,833.88	
1040738	1530879	6/22/2015	399	9,375.00	
1040745	1530883	6/22/2015	399	7,812.50	
1040765	142700603	6/22/2015	399		13,652,887.74
1040767	142700611	6/22/2015	399		226,244,924.76
1041166	142700611	6/23/2015	399	182,362,160.87	
1041198	142700613	6/23/2015	399	114,998,722.23	
1041216	1530999	6/23/2015	399	1,277.77	
1041196	142700612	6/23/2015	399		297,362,160.87
1041423	142700608	6/24/2015	399	94,345,325.47	
1042393	1531226	6/24/2015	399	4,674.53	
1041411	142700607	6/24/2015	399		62,603,341.67
1041424	142700609	6/24/2015	399		31,746,658.33
1043565	142700604	6/25/2015	399	224,116,610.14	
1043619	1531340	6/25/2015	399	76,389.86	
1043545	142700603	6/25/2015	399		203,194,050.00
1043566	142700609	6/25/2015	399		20,998,950.00
1044054	142700611	6/26/2015	399	106,989,814.17	
1044071	143990602	6/26/2015	399	25,000,000.00	
1044058	143990601	6/26/2015	399	10,000,000.00	
1044072	143990603	6/26/2015	399	10,000,000.00	
1044086	1531460	6/26/2015	399	93,750.00	
1044085	1531459	6/26/2015	399	75,000.00	
1044084	1531458	6/26/2015	399	60,000.00	
1044087	1531461	6/26/2015	399	16,250.00	
1044089	1531463	6/26/2015	399	4,083.33	
1044057	142700612	6/26/2015	399		152,245,000.00
1044624	142700611	6/29/2015	399	103,895,489.33	
1044606	143990602	6/29/2015	399	10,000,000.00	
1044598	143990601	6/29/2015	399	4,997,500.00	
1044607	143990603	6/29/2015	399	4,430,000.00	
1044631	1531598	6/29/2015	399	100,000.00	
1044635	1531600	6/29/2015	399	42,500.00	
1044636	1531601	6/29/2015	399	26,580.00	
1044604	1531575	6/29/2015	399	24,510.67	
1044634	1531599	6/29/2015	399	11,250.00	
1044680	142700612	6/29/2015	399		16,499,450.00
1044681	142700613	6/29/2015	399		89,028,380.00
1045179	142700613	6/30/2015	399	161,036,172.26	
1045143	1531787	6/30/2015	399	14,325.00	
1044781	1531731	6/30/2015	399	6,102.50	
1045212	1531865	6/30/2015	399	3,927.74	
1044788	142700603	6/30/2015	399		17,981,100.00
1044805	143990601	6/30/2015	399		19,529,801.35
1045137	142700611	6/30/2015	399		5,532,507.11
1045177	142700612	6/30/2015	399		136,011,016.54

Totals for:	399 - Investment Clearing Account	Count:	894	18,849,950,490.64	18,849,950,490.64
--------------------	--	---------------	------------	--------------------------	--------------------------

Run Date: 6/30/2015
Run Time: 5:07:57PM

Demand Account Activity

Start Date: 7/1/2014 End Date: 6/30/2015

Page: 439
User: 0

Jnl. Entry	Ref #	Trx. Date	Ledger		Debit Amount	Credit Amount
		Grand Total		Count:	24,294	60,513,348,518.82
						60,460,931,250.66

Fund Transaction by Type

Start Date:6/30/15 End Date:6/30/15

Fund	Fund Description	Beginning Balance		Ending Balance
Type	Type Description	Debits	Credits	
AGA0000	General Revenue Allotment	-104,190,232.97		
CTAX	Claims & Taxes	550.00	275.00	
LCRT	General Letter of Cert	0.00	51,130,096.75	
NDXF	Transfer (Non-Distribution)	856,010.69	0.00	
RADJ	Receipt Adjustment	51,130,096.75	98,649,003.79	
RCPT	Receipt	0.00	9,510,952.46	
RXFR	Transfer (Regular)	14,209,720.26	14,026,605.80	
				-211,310,789.07
ARH0000	Revenue Holding	-4,379,314.89		
RADJ	Receipt Adjustment	4,650,928.11	0.00	
RCPT	Receipt	0.00	271,395.92	
RXFR	Transfer (Regular)	31,600.00	31,817.30	
				0.00
ARH0200	Revenue Holding Premium Ta:	-43,962,157.84		
RADJ	Receipt Adjustment	43,962,157.84	0.00	
				0.00
ARHDSMV	RevHold DSMV (0610)	-9,279.23		
RCPT	Receipt	0.00	2,735,461.36	
RXFR	Transfer (Regular)	2,817,884.70	82,301.24	
				-9,157.13
BAA0000	Public Health	-598,952.93		
RXFR	Transfer (Regular)	76,200.60	0.00	
				-522,752.33
BAA0100	Public Health	-10,229,347.90		
COFF	Checks Charged Off	105.00	0.00	
RCPT	Receipt	0.00	343,891.86	
RXFR	Transfer (Regular)	46,376.46	41,245.03	
				-10,568,003.33
BAA0200	Health NonDiscretionary Rev	-4,396,018.40		
RCPT	Receipt	0.00	103,185.57	
RXFR	Transfer (Regular)	20,936.51	0.00	
				-4,478,267.46
BAA0300	Trauma System Exp 1386/09	-5,748,396.77		
WARR	Warrants	244,096.73	0.00	
				-5,504,300.04
BAA0310	Trauma GR Hold (0645)	-153,719.68		
RXFR	Transfer (Regular)	108,067.18	0.00	
				-45,652.50
BAA2000	Cosmetology Revenue 4/09	-4,730,394.60		
RCPT	Receipt	0.00	4,641.95	
				-4,735,036.55
BAA2510	Board of Sanitarians	-29,900.12		
RCPT	Receipt	0.00	180.00	
RXFR	Transfer (Regular)	0.00	20.00	
				-30,100.12
BAA3000	PH Home Health	-1,249,571.54		
RCPT	Receipt	0.00	191,794.53	
RXFR	Transfer (Regular)	0.03	0.00	
				-1,441,366.04

Fund Transaction by Type

Start Date:6/30/15 End Date:6/30/15

Fund	Fund Description	Beginning Balance		Ending Balance
Type	Type Description	Debits	Credits	
CAA0100	Univ of AR Fayetteville	-1,298,939.62		
WARR	Warrants	1,298,939.62	0.00	0.00
CCA0100	UAMS College of Pharmacy	0.00		
RXFR	Transfer (Regular)	0.00	813.00	-813.00
CCA0200	UAMS 4% Mixed Drink Tax SR	0.00		
RXFR	Transfer (Regular)	252.30	9,169.34	-8,917.04
CEA0000	Univ of AR Little Rock	-451,649.01		
WARR	Warrants	451,649.01	0.00	0.00
CGA0000	Univ AR Pine Bluff	-157,533.64		
WARR	Warrants	157,533.64	0.00	0.00
CIA0000	Univ AR Monticello	-90,748.79		
WARR	Warrants	90,748.04	0.00	-0.75
CKA0000	AR State Univ Jonesboro	-599,313.76		
WARR	Warrants	599,313.76	0.00	0.00
CMS0000	School for Math/Sci/Arts	-1,306,758.17		
WARR	Warrants	386,029.79	0.00	-920,728.38
COA0000	AR Tech University	-171,925.79		
WARR	Warrants	171,925.79	0.00	0.00
CQA0000	Henderson State University	-177,849.12		
WARR	Warrants	177,849.12	0.00	0.00
CSA0000	Southern AR University	-1,261,865.49		
WARR	Warrants	1,261,865.49	0.00	0.00
CTM0000	Mid-South Comm College	-1,386,144.18		
RXFR	Transfer (Regular)	0.00	1,595.50	-1,387,739.68
CTO0000	Ozarka College	-207,461.28		
WARR	Warrants	204,874.28	0.00	-2,587.00
CUA0000	University of Central AR	-391,413.92		
WARR	Warrants	391,413.92	0.00	0.00
CWR0000	Rich Mountain Comm College	-16,903.66		
WARR	Warrants	16,903.66	0.00	0.00
CWW0000	University of AR Ft Smith	-260,598.93		
WARR	Warrants	260,598.93	0.00	0.00
DBA0000	DHS Behavioral Health Svc	-671,656.32		
RXFR	Transfer (Regular)	123,193.53	1,597.62	

Fund Transaction by Type

Start Date:6/30/15 End Date:6/30/15

Fund	Fund Description	Beginning Balance		Ending Balance
Type	Type Description	Debits	Credits	
				-550,060.41
DBA0300	DHS Mental Health Ctr	-527,192.09		
WARR	Warrants	197,155.74	0.00	
				-330,036.35
DBA0800	DHS MH Per Capita	-31,899.19		
WARR	Warrants	3,530.50	0.00	
				-28,368.69
DBA9600	DHS MH Patient Svcs	-910,633.14		
RXFR	Transfer (Regular)	0.00	121,595.91	
WARR	Warrants	303,770.55	0.00	
				-728,458.50
DCF0000	DHS Children/Family Svc	-644,738.17		
RXFR	Transfer (Regular)	866,606.08	287,762.15	
				-65,894.24
DCF1100	DHS Child/Fam Res Treatment	-179,098.46		
RXFR	Transfer (Regular)	54,118.66	0.00	
				-124,979.80
DCF2600	DHS Child/Family Foster Care	-2,281,626.43		
RXFR	Transfer (Regular)	200,110.26	0.00	
WARR	Warrants	395,236.02	0.00	
				-1,686,280.15
DCO0000	DHS County Operations	0.00		
RXFR	Transfer (Regular)	152.63	152.63	
				0.00
DEA0000	DHS Development Disabilities	-266,781.76		
RXFR	Transfer (Regular)	258,534.64	4,752.88	
				-13,000.00
DEA0300	DHS DDS Grant Payments	-3,413.45		
RXFR	Transfer (Regular)	3,413.24	0.00	
				-0.21
DGF0000	DHS Grants	-24,006,086.58		
RXFR	Transfer (Regular)	23,212,226.42	1,613.77	
				-795,473.93
DGF1841	DHS Grants Beer Tax	-35,840.86		
RXFR	Transfer (Regular)	0.00	3.56	
				-35,844.42
DGF5100	DHS Childrens Medical Svc	-2,909.75		
RXFR	Transfer (Regular)	1,357.25	0.00	
WARR	Warrants	453.85	0.00	
				-1,098.65
DHP0000	DHS Aging/Adult Svcs	-113,741.58		
RXFR	Transfer (Regular)	343,474.00	300,000.00	
				-70,267.58
DHP1500	DHS Aging/Adult Svcs Transp	-4,022.47		
RXFR	Transfer (Regular)	0.00	5,753.22	
				-9,775.69
DHR5500	Dept Of Human Svcs-Dds Renc	-6,201,614.49		
WARR	Warrants	28,830.16	0.00	
				-6,172,784.33
DSB0000	DHS State Services/Blind	0.00		

Fund Transaction by Type

Start Date:6/30/15 End Date:6/30/15

Fund	Fund Description	Beginning Balance	Ending Balance	
Type	Type Description	Debits	Credits	
RXFR	Transfer (Regular)	1,114.96	1,114.96	0.00
DYS0000	DHS Youth Services	0.00		
RXFR	Transfer (Regular)	62,054.00	62,054.00	0.00
DYS0200	DHS Youth Services Grants	-1,238,878.32		
RXFR	Transfer (Regular)	0.00	62,054.00	
WARR	Warrants	193,508.45	0.00	-1,107,423.87
EGA1001	ADE Gen Rev Operation	-8,231,364.22		
RCPT	Receipt	0.00	23.11	
RXFR	Transfer (Regular)	0.00	2,037.39	
WARR	Warrants	22,134.72	0.00	-8,211,290.00
EGB0100	Department of Workforce Edu	-1,126,875.43		
RXFR	Transfer (Regular)	0.00	1,691.25	
WARR	Warrants	5,469.66	0.00	-1,123,097.02
EMA0100	Educational Television	-22,865.97		
WARR	Warrants	4,519.56	0.00	-18,346.41
EPA0100	State Library	-112,458.26		
RXFR	Transfer (Regular)	0.00	1,826.28	
WARR	Warrants	11,363.09	0.00	-102,921.45
ESA0100	School for the Blind	-201,176.48		
RXFR	Transfer (Regular)	0.00	1,013.62	
WARR	Warrants	3,838.23	0.00	-198,351.87
ETC0100	Crowleys Ridge Tech Inst	-38,390.19		
WARR	Warrants	757.75	0.00	-37,632.44
ETC1500	Crowleys Ridge TI Wrkfr	-132,052.12		
WARR	Warrants	322.01	0.00	-131,730.11
ETC2000	Crowleys Ridge TI GED	-50,496.47		
WARR	Warrants	113.22	0.00	-50,383.25
ETC2700	Crowleys Ridge TI ABE	-1,025.42		
WARR	Warrants	14.51	0.00	-1,010.91
ETN1500	Northwest TI Workforce	-309,271.81		
WARR	Warrants	620.89	0.00	-308,650.92
ETN2000	Northwest Tech Inst GED	-20,415.39		
WARR	Warrants	2,005.00	0.00	-18,410.39
ETR0100	Riverside Vo Tech-Gen Rev	-171,457.31		
WARR	Warrants	2,575.74	0.00	-168,881.57

Fund Transaction by Type

Start Date:6/30/15 End Date:6/30/15

Fund	Fund Description	Beginning Balance	Ending Balance	
Type	Type Description	Debits	Credits	
EVA0100	School for the Deaf	-633,211.38		
RCPT	Receipt	0.00	94.82	
RXFR	Transfer (Regular)	0.00	1,026.80	
WARR	Warrants	10,786.35	0.00	-623,546.65
FAK2000	ADED CDBG 00 Grant	-81,175.02		
RCPT	Receipt	0.00	25,000.00	
WARR	Warrants	9,900.00	0.00	-96,275.02
FAL0500	AGC Coal Resources Data Sys	-3,803.97		
WARR	Warrants	388.83	0.00	-3,415.14
FAY0900	AG Medicaid Operating	-2,032.10		
WARR	Warrants	1,745.42	0.00	-286.68
FAY1000	InternetCrimesAgainstChildrei	-2,810.11		
RXFR	Transfer (Regular)	698.60	698.60	-2,810.11
FCN0100	Child Abuse & Neglect Bd-Grn	-1,061.78		
RCPT	Receipt	0.00	12,199.36	-13,261.14
FCP0500	ADHE Tech Ed Program	-13,727.69		
WARR	Warrants	6,812.67	0.00	-6,915.02
FCP1100	ADHE-Tanf (0700)	-634,469.11		
RXFR	Transfer (Regular)	0.00	8,188.88	
WARR	Warrants	622,339.45	0.00	-20,318.54
FCP1200	ADHE College Acc Chal Grant	-44.00		
WARR	Warrants	44.00	0.00	0.00
FEB0500	Deaf Sch-Medicaid Provider Pi	-14,797.75		
RCPT	Receipt	0.00	184.91	
RXFR	Transfer (Regular)	0.00	14,945.90	-29,928.56
FEC0400	Blind School-Chapter II	-7,766.54		
RCPT	Receipt	0.00	9,399.03	
RXFR	Transfer (Regular)	0.00	26,225.10	-43,390.67
FEC0600	Blind School-6B Passthrough	-29,962.12		
RXFR	Transfer (Regular)	17,116.32	0.00	-12,845.80
FEE1063	SpEd SIG-2010 (0500)	-2,853.89		
WARR	Warrants	2,121.89	0.00	-732.00
FEE1335	Title I 2013 19-5-104	-240.38		
RXFR	Transfer (Regular)	240.38	0.00	0.00
FEE1463	Promise 2014 (0500)	-388,179.95		
WARR	Warrants	388,179.95	0.00	

Fund Transaction by Type

Start Date:6/30/15 End Date:6/30/15

Fund	Fund Description	Beginning Balance			Ending Balance
Type	Type Description	Debits	Credits		
					0.00
FEE1554	21CCLC-2015 CFDA 84.287				
RCPT	Receipt	0.00	26,882.72		-26,882.72
FEE2009	Elem & Secnd Ed-Refunds to f				
RXFR	Transfer (Regular)	0.00	240.38		-240.38
FEL0200	St Library LSTA 2002 Award				
WARR	Warrants	630.16	0.00		-213,371.71
FEV0100	Fed Vocational Ed-Oprs				
WARR	Warrants	426.26	0.00		-52,656.09
FEW0100	Fed Vet Apprv Ag-Vet Approv				
WARR	Warrants	150.28	0.00		-479,398.58
FFA3564	AR Agri L/P NPIP/LPAI				
RCPT	Receipt	0.00	135,158.00		-165,361.95
FFA9901	DFA US Dept Agri Econ Assts				
RCPT	Receipt	0.00	150,000.00		-230,038.60
FHB1521	Cn St Admin Exp-2015 CFDA 1				
WARR	Warrants	609.31	0.00		-402.78
FHB203Z	Federal School Food Holding				
WARR	Warrants	256,149.67	0.00		-31,481.04
FHH0226	Arts Council 2008 (0870)				
WARR	Warrants	1,399.68	0.00		-34,504.04
FHT0200	SHARE-IAPD Act 285 14 S5				
WARR	Warrants	215,030.59	0.00		-1,009,693.31
FID0500	SHIIP ACL (0425)				
WARR	Warrants	1,834.00	0.00		-2,628.03
FID1100	INS Health Prem Rate Rev (042				
WARR	Warrants	12,452.50	0.00		-36.33
FIGS000	DFA IGS Fed Grants				
WARR	Warrants	13,403.48	0.00		-22,620.89
FIT1501	AR Agri Forestry Pine Beetle F				
WARR	Warrants	1,375.00	0.00		-216,012.22
FJD0300	Jud Dept Fed-1JS AV Mediatio				
WARR	Warrants	582.00	0.00		-13,211.54
FJD0600	Jud Dept Fed Trng Research				
		-7,588.61			

Fund Transaction by Type

Start Date:6/30/15 End Date:6/30/15

Fund	Fund Description	Beginning Balance		Ending Balance
Type	Type Description	Debits	Credits	
RCPT	Receipt	0.00	30,000.00	
				-37,588.61
FKA0000	AR Emerg Mngt-Fed	-4,074.05		
RXFR	Transfer (Regular)	50.00	0.00	
				-4,024.05
FKA1402	State & Local ImplGr (0995)	-305.14		
RXFR	Transfer (Regular)	0.00	50.00	
				-355.14
FKA1407	ODP 13 (0995)	-9,496.79		
WARR	Warrants	7,246.25	0.00	
				-2,250.54
FKA1509	PDM-C 13	-64,527.54		
WARR	Warrants	9,375.00	0.00	
				-55,152.54
FKA1510	EMPG Locals 14 (0995)	-77,111.93		
WARR	Warrants	9,460.14	0.00	
				-67,651.79
FKE0100	AED-SEP Federal Plan	-496,404.35		
WARR	Warrants	25,000.00	0.00	
				-471,404.35
FKE0600	Low Income Eng Asst Act 111	-183,504.58		
WARR	Warrants	357.31	0.00	
				-183,147.27
FKM4200	Dev Disab Council Act 250 '14	-23,262.01		
RCPT	Receipt	0.00	5,102.44	
WARR	Warrants	5,102.44	0.00	
				-23,262.01
FLA8401	ICAC 12	-49,047.64		
WARR	Warrants	21,330.22	0.00	
				-27,717.42
FLA8951	BOMB 13 (0960)	-2,127.89		
WARR	Warrants	1,709.40	0.00	
				-418.49
FLA8961	Bomb 14 (0960)	-7,877.41		
WARR	Warrants	4,563.90	0.00	
				-3,313.51
FMD1202	1975 Disaster Relief (0995)	-356,287.89		
WARR	Warrants	48,328.50	0.00	
				-307,959.39
FMD3600	ADEM 1751 DR PA (0995)	-31,585.05		
WARR	Warrants	334.00	0.00	
				-31,251.05
FMF0300	Fed-275 Trng Site	862,044.10		
WARR	Warrants	12,333.71	0.00	
				874,377.81
FMF2300	Fed-Ft Chaffee Exp	585,575.98		
WARR	Warrants	13,756.82	0.00	
				599,332.80
FNA2300	DOL OSHA Fed Grant 03	-103,162.82		
WARR	Warrants	526.82	0.00	

Fund Transaction by Type

Start Date:6/30/15 End Date:6/30/15

Fund	Fund Description	Beginning Balance		Ending Balance
Type	Type Description	Debits	Credits	
				-102,636.00
FNA4300	ADL BLS Fed 03	-18,883.96		
WARR	Warrants	249.10	0.00	-18,634.86
FSC1700	SW-Non Point Grnts Ind-(455)	-110,089.82		
WARR	Warrants	1,957.86	0.00	-108,131.96
FSC2014	ANRC DamSafety (0455)	-23,827.42		
WARR	Warrants	684.00	0.00	-23,143.42
FSC3314	ANRC Nonpoint (0455)	-16,155.02		
WARR	Warrants	1,390.29	0.00	-14,764.73
FSC4015	ANRC FEMA Fiscal 15 (0455)	-121,274.15		
WARR	Warrants	486.48	0.00	-120,787.67
FSC4021	ANRC FEMA RepFloodClaim (-51,356.71		
WARR	Warrants	525.84	0.00	-50,830.87
FSC4030	ANRC FEMA CTP (0455)	-219,354.90		
WARR	Warrants	60,348.81	0.00	-159,006.09
FSC5M00	Clean Water Grant FY10 (0455)	-379,009.72		
WARR	Warrants	562.29	0.00	-378,447.43
FSC7812	ANRC Wetland Grant HGM	-4,466.19		
WARR	Warrants	180.70	0.00	-4,285.49
FSD0100	Dis Determination-Oprs	-597,594.70		
WARR	Warrants	39,925.39	0.00	-557,669.31
FST0200	Sci & Tech-AR Mfg Ext Ntwk	-166,492.09		
WARR	Warrants	41.10	0.00	-166,450.99
FST0500	EPSCoR ASSET II Federal	-176,649.72		
RXFR	Transfer (Regular)	6,883.14	0.00	
WARR	Warrants	59.44	0.00	-169,707.14
FST0600	EPSCoR RII Trk2PltBioimage0	-143,497.07		
RXFR	Transfer (Regular)	0.00	6,883.14	
WARR	Warrants	32.26	0.00	-150,347.95
FVD0000	Victimes Justice Assistance	-118,553.05		
WARR	Warrants	80,771.55	0.00	-37,781.50
FWF0200	Dept of Human Svcs-DYS Grnt	-353,637.42		
RCPT	Receipt	0.00	83,689.18	-437,326.60
FWF0700	DHS-Mental Hlth-Block Grnts	-230,723.62		
WARR	Warrants	38,893.85	0.00	

Fund Transaction by Type

Start Date:6/30/15 End Date:6/30/15

Fund	Fund Description	Beginning Balance			Ending Balance
Type	Type Description	Debits	Credits		
					-191,829.77
FWF2100	County Oprs-Homeless	-143,490.06			
RCPT	Receipt	0.00	49,972.56		
WARR	Warrants	44,798.36	0.00		
					-148,664.26
FWF2900	County Oprs-Emerg Food	-119,433.25			
WARR	Warrants	8,674.74	0.00		
					-110,758.51
FWF3000	DHS-DCCECE-Sp Nutrition Prq	-147,930.91			
WARR	Warrants	30,751.79	0.00		
					-117,179.12
FWF5400	DHS-Crippled Children	-307,708.18			
WARR	Warrants	1,500.00	0.00		
					-306,208.18
FWF6900	DHS-DCCECE-Childhood Gar	-2,418,688.66			
WARR	Warrants	358,938.25	0.00		
					-2,059,750.41
FYP0000	Dept of Envir Quality-Fed	-1,541,783.01			
RCPT	Receipt	0.00	9.45		
WARR	Warrants	10,101.49	0.00		
					-1,531,690.97
GADHOLD	GR Allot Reserve Set Aside	-8,238.56			
RXFR	Transfer (Regular)	433.62	5,122.47		
					-12,927.41
HAD0000	AR Agriculture Dept §19-5-302	-429,142.84			
RXFR	Transfer (Regular)	400,000.00	0.00		
					-29,142.84
HAD0200	AAD AFC §19-5-302(14)	-75,136.89			
RXFR	Transfer (Regular)	164,630.00	400,000.00		
WARR	Warrants	3,890.44	0.00		
					-306,616.45
HAD0300	AAD PB §19-5-302(14)	-28,347.23			
WARR	Warrants	14,990.78	0.00		
					-13,356.45
HAD0400	AAD Secretary Office (0400)	-24,943.69			
WARR	Warrants	4,408.64	0.00		
					-20,535.05
HCA0000	ADC Inmate Care/Custody	0.00			
RXFR	Transfer (Regular)	842.45	842.45		
					0.00
HCA0100	ADC Inmate Care/Custody	-4,007,282.51			
RCPT	Receipt	0.00	4,737.55		
RXFR	Transfer (Regular)	842.45	2,820.44		
WARR	Warrants	159,820.98	0.00		
					-3,854,177.07
HCP0000	Dept Community Correction	0.00			
RXFR	Transfer (Regular)	193.66	193.66		
					0.00
HCP0100	Dept Community Correction	-111,857.24			
RXFR	Transfer (Regular)	193.66	0.00		

Fund Transaction by Type

Start Date:6/30/15 End Date:6/30/15

Fund	Fund Description	Beginning Balance			Ending Balance
Type	Type Description	Debits	Credits		
WARR	Warrants	54,099.17	0.00		
					-57,564.41
HEG0000	Higher Education Grants	-16,662,150.65			
RXFR	Transfer (Regular)	1,086,340.00	0.00		
					-15,575,810.65
HEG7022	HE Teacher Retraining	-30,860.22			
RXFR	Transfer (Regular)	0.00	911,340.00		
					-942,200.22
HEG7032	He-Sreb Minority Doctoral Sch	0.00			
RXFR	Transfer (Regular)	0.00	175,000.00		
					-175,000.00
HGA0100	Parks & Tourism	-57,731.86			
RXFR	Transfer (Regular)	280.22	0.00		
WARR	Warrants	19,221.84	0.00		
					-38,229.80
HGA0200	Parks & Tourism History Comi	-20,041.28			
WARR	Warrants	8,281.93	0.00		
					-11,759.35
HMA0100	Dept Environmental Quality	-805,982.60			
RCPT	Receipt	0.00	1,401.00		
RXFR	Transfer (Regular)	0.00	438.62		
					-807,822.22
HMD0000	State Military Dept	-52,644.00			
RXFR	Transfer (Regular)	43,666.57	552.29		
					-9,529.72
HMD0100	State Military Dept	-75,961.86			
RXFR	Transfer (Regular)	0.00	48,706.81		
WARR	Warrants	13,715.70	0.00		
					-110,952.97
HMD0200	State Military Dept CSTP	-5,798.82			
RXFR	Transfer (Regular)	468.59	0.00		
					-5,330.23
HMD0300	State Military Dept YCP	-147,256.99			
WARR	Warrants	30,756.88	0.00		
					-116,500.11
HMD0400	State Military Dept NGCallup	-10,398.07			
RXFR	Transfer (Regular)	83.70	0.00		
					-10,314.37
HOA0100	Dept Economic Development	-13,890,219.59			
RXFR	Transfer (Regular)	0.00	1,273.57		
WARR	Warrants	1,513.48	0.00		
					-13,889,979.68
HQA0000	Higher Education	0.00			
RXFR	Transfer (Regular)	802.11	802.11		
					0.00
HQA0100	Higher Education	-740,596.88			
RXFR	Transfer (Regular)	802.11	0.00		
					-739,794.77
HRA0000	Dept AR Heritage	-60,602.00			
RXFR	Transfer (Regular)	1,000.00	0.00		

Fund Transaction by Type

Start Date:6/30/15 End Date:6/30/15

Fund	Fund Description	Beginning Balance		Ending Balance
Type	Type Description	Debits	Credits	
				-59,602.00
HRA0201	DAH AAC General Revenue	-3,718.40		
WARR	Warrants	332.76	0.00	
				-3,385.64
HRA0301	DAH Old State House	-2,473.86		
RXFR	Transfer (Regular)	0.00	1,000.00	
				-3,473.86
HRA0401	DAH Natural Heritage	-1,113.85		
WARR	Warrants	8.00	0.00	
				-1,105.85
HRA0403	DAH-NHC Gas Royalties (088)	-1,582,692.90		
WARR	Warrants	607.66	0.00	
				-1,582,085.24
HRA0501	DAH AR Territorial Capitol	-3,141.21		
WARR	Warrants	2,785.01	0.00	
				-356.20
HRA0801	DAH Delta Cultural Center	-5,934.06		
WARR	Warrants	426.88	0.00	
				-5,507.18
HRA0901	DAH Mosaic Templar Cultural	-21,383.35		
WARR	Warrants	27.00	0.00	
				-21,356.35
HSA0100	Department of Labor	-51,581.60		
RXFR	Transfer (Regular)	0.00	786.81	
WARR	Warrants	8,697.90	0.00	
				-43,670.51
HSC0000	State Central Services	-6,279,171.31		
CTAX	Claims & Taxes	45.63	0.00	
RCPT	Receipt	0.00	29,620.00	
RXFR	Transfer (Regular)	0.00	14,018.56	
				-6,322,764.24
HSC0500	State Central Svcs Senate	-485,803.00		
WARR	Warrants	490.67	0.00	
				-485,312.33
HSC0900	St Cent Serv-Legislative Audit	-4,669,320.10		
WARR	Warrants	2,673.90	0.00	
				-4,666,646.20
HSC1100	State Central Svcs Leg Council	-213,730.88		
RXFR	Transfer (Regular)	53,905.87	75,121.02	
WARR	Warrants	2,257.26	0.00	
				-232,688.77
HSC1200	State Central Svcs Leg Council	-94,510.50		
WARR	Warrants	4,470.92	0.00	
				-90,039.58
HSC1400	State Ctl Svc Gov Mansion Co	-40,434.71		
RXFR	Transfer (Regular)	0.00	355.24	
				-40,789.95
HSC1800	State Central Svcs Appeals	-32,666.07		
WARR	Warrants	47.96	0.00	
				-32,618.11

Fund Transaction by Type

Start Date:6/30/15 End Date:6/30/15

Fund	Fund Description	Beginning Balance	Ending Balance	
Type	Type Description	Debits	Credits	
HSC2300	AOC Judicial	-90,096.09		
RXFR	Transfer (Regular)	0.00	15,975.88	
WARR	Warrants	21,397.09	0.00	
				-84,674.88
HSC3001	DFA Revenue Division Operati	-319,923.03		
RCPT	Receipt	0.00	825.11	
RXFR	Transfer (Regular)	2.08	41,082.62	
WARR	Warrants	57,033.99	0.00	
				-304,794.69
HSC3200	AR Supreme Court	-102,471.73		
RXFR	Transfer (Regular)	0.00	45,027.96	
WARR	Warrants	16,198.30	0.00	
				-131,301.39
HSC3400	St Centl Serv-Gov Office-(034)	-20,846.64		
RXFR	Transfer (Regular)	0.00	50,428.89	
WARR	Warrants	10,759.83	0.00	
				-60,515.70
HSC3701	PDC Trial Officers	-74,813.22		
WARR	Warrants	12,766.71	0.00	
				-62,046.51
HSC3702	PDC User Fees	-1,566,851.55		
RXFR	Transfer (Regular)	0.00	1,209.71	
WARR	Warrants	5,536.25	0.00	
				-1,562,525.01
HSC3704	PDC Administration	-157,042.63		
WARR	Warrants	12,532.06	0.00	
				-144,510.57
HSC5100	Lt Governors Office	-91,162.82		
RXFR	Transfer (Regular)	0.00	29.64	
WARR	Warrants	605.30	0.00	
				-90,587.16
HSC5300	Attorney General	-109,063.54		
RXFR	Transfer (Regular)	698.60	1,700.79	
WARR	Warrants	23,480.52	0.00	
				-86,585.21
HSC5900	Auditor of the State	-490,840.00		
RXFR	Transfer (Regular)	0.00	151.64	
WARR	Warrants	92,629.37	0.00	
				-398,362.27
HSC6000	Land Department	-48,364.34		
WARR	Warrants	1,951.04	0.00	
				-46,413.30
HSC6101	St Cent Serv-DFA Adm Svcs-(6	-73,622.39		
RXFR	Transfer (Regular)	0.00	43,143.80	
WARR	Warrants	416.38	0.00	
				-116,349.81
HSC6102	DFA Management Services IT	-1,714,621.05		
RCPT	Receipt	0.00	111.18	
WARR	Warrants	3,191.85	0.00	
				-1,711,540.38

Fund Transaction by Type

Start Date:6/30/15 End Date:6/30/15

Fund	Fund Description	Beginning Balance	Ending Balance	
Type	Type Description	Debits	Credits	
HSC6300	Secretary of the State	-540,819.98		
RCPT	Receipt	0.00	717.50	
RXFR	Transfer (Regular)	0.00	806.86	
WARR	Warrants	165,583.16	0.00	
				-376,761.18
HSC6900	Treasurer of the State	-77,876.08		
RXFR	Transfer (Regular)	0.00	60,000.00	
WARR	Warrants	182.95	0.00	
				-137,693.13
HUA0000	Miscellaneous Agencies	-3,246,518.21		
RXFR	Transfer (Regular)	14,181.82	0.00	
				-3,232,336.39
HUA0112	Prostate Cancer Foundation	0.00		
RXFR	Transfer (Regular)	0.00	257.96	
				-257.96
HUA0129	Juvenile Offenders Transport	-694.91		
RXFR	Transfer (Regular)	0.00	4,859.81	
				-5,554.72
HUA0130	UAMS Child A/R/DV	0.00		
RXFR	Transfer (Regular)	0.00	1,377.28	
				-1,377.28
HUA0131	UAMS Child Welfare Restruct	0.00		
RXFR	Transfer (Regular)	0.00	7,944.73	
				-7,944.73
HUA0229	AR Fair Housing Commission	-5,821.13		
WARR	Warrants	1,041.74	0.00	
				-4,779.39
HUA022F	FHC Fed Reminbursement Pro	-1,130,646.03		
RXFR	Transfer (Regular)	0.00	480.65	
				-1,131,126.68
HUA0400	Veterans Child Welfare-Oprs-(:	-16,220.29		
WARR	Warrants	53.45	0.00	
				-16,166.84
HUA0500	War Memorial Stadium Comm	-52,639.88		
WARR	Warrants	4,285.30	0.00	
				-48,354.58
HUA0600	Waterways Commission Oper:	-4,119.40		
RXFR	Transfer (Regular)	0.00	168.08	
WARR	Warrants	472.75	0.00	
				-3,814.73
HUA0800	ASTA Operating	-1,046,411.99		
RXFR	Transfer (Regular)	3,060.25	1,442.30	
WARR	Warrants	113,626.69	0.00	
				-931,167.35
HUA0900	Elec Comm-Oprs-(232)	-212,484.93		
WARR	Warrants	47.04	0.00	
				-212,437.89
HUA1100	Spinal Cord Commission	-249,805.72		
RXFR	Transfer (Regular)	0.00	517.40	
WARR	Warrants	83,766.20	0.00	

Fund Transaction by Type

Start Date:6/30/15 End Date:6/30/15

Fund	Fund Description	Beginning Balance		Ending Balance
Type	Type Description	Debits	Credits	
				-166,556.92
HUA2201	DVA Veterans Services	-36,082.78		
RXFR	Transfer (Regular)	0.00	2,708.34	
WARR	Warrants	1,771.27	0.00	
				-37,019.85
HUA2400	Tobacco Control Board-Oprs-(-94,149.68		
RXFR	Transfer (Regular)	0.00	134.10	
WARR	Warrants	1,282.84	0.00	
				-93,000.94
HUA2500	Department of Rural Services	-30,032.79		
RXFR	Transfer (Regular)	0.00	202.38	
				-30,235.17
HUA2700	Capitol Zoning Commission	-6,188.76		
RXFR	Transfer (Regular)	0.00	33.91	
WARR	Warrants	53.11	0.00	
				-6,169.56
HUA2800	Judicial Disc&Disabl Comm (0	-78,679.64		
RXFR	Transfer (Regular)	0.00	107.12	
WARR	Warrants	4,025.12	0.00	
				-74,761.64
HUA3100	Racing Commission	-181,817.61		
WARR	Warrants	8,592.00	0.00	
				-173,225.61
HUA3200	Parole Board	-45,851.32		
RXFR	Transfer (Regular)	0.00	66.00	
WARR	Warrants	9,100.21	0.00	
				-36,817.11
HUA3700	ACL CLEST	-60,360.29		
RADJ	Receipt Adjustment	2.45	2.45	
RXFR	Transfer (Regular)	0.00	2,081.46	
WARR	Warrants	13,616.45	0.00	
				-48,825.30
HUA3701	911 Training & Ed §19-5-302(9	-52,562.14		
RADJ	Receipt Adjustment	275.00	275.00	
				-52,562.14
HUA3800	ACL GR Operations	-197,655.94		
RXFR	Transfer (Regular)	0.00	713.06	
WARR	Warrants	8,297.38	0.00	
				-190,071.62
HUA4000	ADEM	0.00		
RXFR	Transfer (Regular)	0.00	1,945.16	
				-1,945.16
HUA4029	EmerMgmt Per GRT (0995)	-19,408.47		
RXFR	Transfer (Regular)	5,356.74	0.00	
				-14,051.73
HUA4060	ADEM Homeland Security GR	-3,582.47		
RXFR	Transfer (Regular)	0.00	5,356.74	
WARR	Warrants	1,349.33	0.00	
				-7,589.88
HUA4100	ABC Administration	-1,094.64		

Fund Transaction by Type

Start Date:6/30/15 End Date:6/30/15

Fund	Fund Description	Beginning Balance	Ending Balance	
Type	Type Description	Debits	Credits	
WARR	Warrants	36.37	0.00	-1,058.27
HUA4400	Geology Department	-93,346.76		
RXFR	Transfer (Regular)	0.00	303.89	
WARR	Warrants	116.45	0.00	-93,534.20
HUA4700	HUA-Assmt Coord Dept	-2,707,540.68		
RCPT	Receipt	0.00	118.54	
RXFR	Transfer (Regular)	0.00	834.30	
WARR	Warrants	4,450.64	0.00	-2,704,042.88
HUA4800	ASWCC General Revenue	-766,356.03		
WARR	Warrants	19,437.51	0.00	-746,918.52
HUA6501	Health Services Operating	-301,841.28		
RXFR	Transfer (Regular)	0.00	522.67	
WARR	Warrants	7,066.97	0.00	-295,296.98
HUA7001	AR Geographic Info 296/09	-5,698.25		
RXFR	Transfer (Regular)	0.00	348.44	-6,046.69
HUA7100	OHIT State Operations	-880,668.39		
RCPT	Receipt	0.00	551.70	
WARR	Warrants	613,500.00	0.00	-267,720.09
HUA9800	Sentencing Commission	-5,362.72		
WARR	Warrants	828.06	0.00	-4,534.66
JAA1002	PSF-Misc Programs-(500)	-29,487,388.60		
RCPT	Receipt	0.00	13,766.64	
WARR	Warrants	1,027,860.99	0.00	-28,473,294.25
JAA1005	PSF-Crt Ordered Deseg-(500)	-4,480.39		
LCRT	General Letter of Cert	1.39	0.00	
RADJ	Receipt Adjustment	1.39	1.39	-4,479.00
JAA1006	Public School Teachers Salary	0.00		
RXFR	Transfer (Regular)	0.00	264.09	-264.09
JWE0200	PSF for AR Works	-242,794.41		
WARR	Warrants	84.66	0.00	-242,709.75
JWE0500	Public Sch-Workforce Ed	-2,276,928.19		
WARR	Warrants	93,466.00	0.00	-2,183,462.19
KBP5F60	GR Reclaimed FY12 (0522)	-10,484.30		
WARR	Warrants	5,325.00	0.00	-5,159.30
KBQ1I77	UALR Infrastructure/Maintena	-400,000.00		
WARR	Warrants	358,997.09	0.00	

Fund Transaction by Type

Start Date:6/30/15 End Date:6/30/15

Fund	Fund Description	Beginning Balance		Ending Balance
Type	Type Description	Debits	Credits	
				-41,002.91
KBQ1J05	UA Const/Maint/Library	-276,925.59		
WARR	Warrants	1,697.15	0.00	
				-275,228.44
KBQ3J38	DVA Purch/Const/Equip Vet H	-6,476,046.61		
WARR	Warrants	3,735.00	0.00	
				-6,472,311.61
KBQ3K97	DVA Const/Maint/M&O	-28,567.09		
WARR	Warrants	116.63	0.00	
				-28,450.46
KBQ6H71	OHIT SHARE	-1,072,613.32		
WARR	Warrants	172,153.60	0.00	
				-900,459.72
KBQ7L10	AEDC Planning/DevelopmentC	-35,000.00		
WARR	Warrants	35,000.00	0.00	
				0.00
MAA0000	Area Agencies on Aging	-11,450.99		
RXFR	Transfer (Regular)	0.00	390.00	
				-11,840.99
MAB0200	Athletic Commission	-248,145.24		
RCPT	Receipt	0.00	2,260.05	
				-250,405.29
MAC0100	Wtr Sewer Solid Mgmt-(455)	-7,956,986.34		
RCPT	Receipt	0.00	22,663.14	
				-7,979,649.48
MAF0000	Surface Coal Mine	-107,896.51		
RCPT	Receipt	0.00	1,875.00	
				-109,771.51
MBB0100	Bail Bondsman Board	-182,763.07		
RADJ	Receipt Adjustment	137,033.24	0.00	
RXFR	Transfer (Regular)	0.00	247.72	
				-45,977.55
MBC0000	ADH Breast Cancer	-3,458,951.54		
RXFR	Transfer (Regular)	1,192.41	6,572.33	
				-3,464,331.46
MBD0000	Sustainable Building 754/09	-6,237,471.75		
RCPT	Receipt	0.00	336,870.77	
				-6,574,342.52
MBR0100	Breast Cancer Research	0.00		
RXFR	Transfer (Regular)	0.00	1,833.94	
				-1,833.94
MBR0200	UAMS S Komen Plate (0150)	0.00		
RXFR	Transfer (Regular)	0.00	670.23	
				-670.23
MCC0100	DHS-Consld Cost-Opr	-254,479.21		
WARR	Warrants	7,113.43	0.00	
				-247,365.78
MCE0100	Child Support Enforcement	-4,732,832.84		
RXFR	Transfer (Regular)	0.00	30.63	
WARR	Warrants	60,625.21	0.00	

Fund Transaction by Type

Start Date:6/30/15 End Date:6/30/15

Fund	Fund Description	Beginning Balance	Ending Balance	
Type	Type Description	Debits	Credits	
				-4,672,238.26
MCF0000	Constitutional Officers	-38,867,128.92		
CTAX	Claims & Taxes	20.74	0.00	
RADJ	Receipt Adjustment	171,584.41	0.00	
RXFR	Transfer (Regular)	0.00	16,012.52	
				-38,711,536.29
MCF0200	Constitutional Officers House	-3,050,929.96		
WARR	Warrants	441.60	0.00	
				-3,050,488.36
MCF0500	Constitutional Officers Senate	-2,507,330.99		
WARR	Warrants	466.95	0.00	
				-2,506,864.04
MCF5900	Constl Officers-Auditor Of St-	-1,656,140.40		
RCPT	Receipt	0.00	988.67	
WARR	Warrants	11,524.55	0.00	
				-1,645,604.52
MCF5901	Const Off-Auditor Unapp (005)	-1,417,496.14		
WARR	Warrants	86,387.70	0.00	
				-1,331,108.44
MCJ0480	County Jail Reimburse ADC	-5,185,509.63		
WARR	Warrants	1,558,228.00	0.00	
				-3,627,281.63
MCJ0485	County Jail Reimburse ADCC	-216,300.00		
WARR	Warrants	22,148.00	0.00	
				-194,152.00
MCR0100	Court Reporters	-148,856.54		
WARR	Warrants	42,999.53	0.00	
				-105,857.01
MCV0000	Co Voting Sys Grant Act 1189/	-1,961,292.23		
RCPT	Receipt	0.00	12,170.00	
WARR	Warrants	1,500,000.00	0.00	
				-473,462.23
MDA0100	Drug/Alcohol Abuse Prev/Trea	-2,173,844.98		
WARR	Warrants	162,435.35	0.00	
				-2,011,409.63
MEE0000	Environmental Ed Fund	-274,975.79		
RCPT	Receipt	0.00	3,525.00	
				-278,500.79
MEM0000	Emergency Med Svcs (0645)	-79,111.91		
RCPT	Receipt	0.00	60.00	
				-79,171.91
MER0100	Computer & Elec Recycling-Oj	-199,884.81		
WARR	Warrants	6,410.80	0.00	
				-193,474.01
MFP0100	Fire Protection Lic Board-Ope	-196,233.63		
WARR	Warrants	184.57	0.00	
				-196,049.06
MHC0100	Computer Svcs Revl-Oprs	-18,689,752.09		
RCPT	Receipt	0.00	141,318.84	
RXFR	Transfer (Regular)	0.00	1,200.46	

Fund Transaction by Type

Start Date:6/30/15 End Date:6/30/15

Fund	Fund Description	Beginning Balance			Ending Balance
Type	Type Description	Debits	Credits		
WARR	Warrants	105,060.24	0.00		-18,727,211.15
MHD0100	Computer Srvs Reserve	-2,109,474.30			
RCPT	Receipt	0.00	8,533.83		-2,118,008.13
MHF0000	Health Facility Svc Revolving	-593,417.78			
RADJ	Receipt Adjustment	0.00	2,000.00		
RCPT	Receipt	0.00	1,500.00		-596,917.78
MHI0100	Health Info Tech 19-5-1244	-527,856.05			
RCPT	Receipt	0.00	178,371.50		
RXFR	Transfer (Regular)	0.00	281.47		-706,509.02
MHR0100	AR Home Inspectors Reg	-351,950.34			
RXFR	Transfer (Regular)	0.00	38.04		-351,988.38
MHS0100	Highway Safety Special-904 O	-970,787.63			
WARR	Warrants	44,488.09	0.00		-926,299.54
MJA0100	Crime Information System	-1,716,667.97			
RCPT	Receipt	0.00	3,251.49		
RXFR	Transfer (Regular)	0.00	91.95		
WARR	Warrants	17,175.36	0.00		-1,702,836.05
MJA0200	Crime Info System Backgrnd	-3,973,287.17			
RCPT	Receipt	0.00	240.00		-3,973,527.17
MJC0100	Mun Crt Judge Clerk Educ-Op	-142,263.98			
WARR	Warrants	13.50	0.00		-142,250.48
MJF0100	Judicial Fine Coll Enhance Op	-1,885,068.71			
WARR	Warrants	1,946.24	0.00		-1,883,122.47
MLC0000	County Aid Fund	-952,467.26			
RXFR	Transfer (Regular)	952,467.26	0.00		0.00
MLC0100	County Aid Fund-Gen-(074)	-555,290.59			
RXFR	Transfer (Regular)	0.00	952,467.26		-1,507,757.85
MLC0200	County Aid Fund-Sp-(074)	-4,401,675.63			
CTAX	Claims & Taxes	301.29	0.00		
RXFR	Transfer (Regular)	0.00	5,161.36		-4,406,535.70
MLM0000	Municipal Aid	-1,332,429.39			
RXFR	Transfer (Regular)	1,332,429.39	0.00		0.00
MLM0100	Municipal Aid General Revenu	-757,424.32			
RXFR	Transfer (Regular)	0.00	1,332,429.39		-2,089,853.71
MLM0200	Municipal Aid Highway Reveni	-73,080.95			

Fund Transaction by Type

Start Date:6/30/15 End Date:6/30/15

Fund	Fund Description	Beginning Balance	Ending Balance	
Type	Type Description	Debits	Credits	
CTAX	Claims & Taxes	301.29	0.00	-72,779.66
MLS0100	DOL-Boiler Admin	-300,824.07		
RCPT	Receipt	0.00	11,317.00	
WARR	Warrants	1,769.66	0.00	-310,371.41
MLS0200	DOL-Elec Bd Oprs	-1,168,577.37		
RCPT	Receipt	0.00	3,325.00	
WARR	Warrants	875.38	0.00	-1,171,026.99
MLS0300	DOL-Other Revenue Receipts	-249,434.27		
RCPT	Receipt	0.00	8,525.00	-257,959.27
MMA1504	Disaster Assist (0620)	-25,000.00		
WARR	Warrants	25,000.00	0.00	0.00
MMD0000	Trial Court Adm Asst 1328/09	-452,986.67		
WARR	Warrants	27,259.67	0.00	-425,727.00
MMT0100	Massage Therapy Bd-Operatio	-7,565.38		
RCPT	Receipt	0.00	1,910.00	
RXFR	Transfer (Regular)	840.67	73.45	
WARR	Warrants	178.76	0.00	-8,529.40
MMV9F00	MVAR State Police	-866,273.00		
RXFR	Transfer (Regular)	811,475.00	0.00	-54,798.00
MNU0000	Umilical Cord Blood 777/09	0.00		
RXFR	Transfer (Regular)	0.00	337.00	-337.00
MPC0000	DFA Purchase Card Prog	-1,309,244.08		
RXFR	Transfer (Regular)	233,238.70	0.00	-1,076,005.38
MPH0000	Property Sales Holding	-354,505.08		
RCPT	Receipt	0.00	6,060.57	-360,565.65
MPH0100	Property Sales Holding	-480,678.05		
WARR	Warrants	104.54	0.00	-480,573.51
MPL0645	Lead Based Paint Haz (0645)	-272,081.02		
RCPT	Receipt	0.00	150.00	-272,231.02
MPT0200	AR Parks & Trsm-Outdoor Grn	-4,293,584.48		
RXFR	Transfer (Regular)	0.00	9,468.14	-4,303,052.62
MQA0000	Quick Action Closing Act 510/	-33,683,497.83		
RCPT	Receipt	0.00	22,965.00	-33,706,462.83
MRF0101	Rural Fire Protection 19-5-101	-479,460.15		
RCPT	Receipt	0.00	4,968.46	

Fund Transaction by Type

Start Date:6/30/15 End Date:6/30/15

Fund	Fund Description	Beginning Balance		Ending Balance
Type	Type Description	Debits	Credits	
				-484,428.61
MRP0100	DHS-MEDICAID REBATE REV(-5,364,833.85		
RXFR	Transfer (Regular)	5,364,833.85	0.00	
				0.00
MTA0000	Miscellaneous Revolving	-108,399.11		
RCPT	Receipt	0.00	414.61	
				-108,813.72
MTA0300	DFA-Miscellaneous Revl-Reve	-147,076.47		
CTAX	Claims & Taxes	275.00	2,624.93	
				-149,426.40
MTA0301	Sales/Use Tax Refunds (0630)	-22,469,405.10		
RXFR	Transfer (Regular)	0.00	254,545.80	
WARR	Warrants	209,980.23	0.00	
				-22,513,970.67
MTA0306	Cigarette/Tobacco Tax Ref 063	-99.53		
WARR	Warrants	44.62	0.00	
				-54.91
MTA0309	Vending Device Refunds (0630)	-314.00		
WARR	Warrants	304.00	0.00	
				-10.00
MTA0321	Bingo Tax/Fee Refunds	-100.00		
WARR	Warrants	100.00	0.00	
				0.00
MTA03DS	Misc Revolv DrvSvcs (0630)	-15,016.02		
RXFR	Transfer (Regular)	0.00	250.00	
WARR	Warrants	654.00	0.00	
				-14,612.02
MTA03MV	MiscRevolv MotorVeh (0630)	-401,796.30		
RXFR	Transfer (Regular)	0.00	16,031.98	
WARR	Warrants	4,036.30	0.00	
				-413,791.98
MTA0401	Misc Revl-Ins Dept-Pub Sch Cl	-301,972.08		
WARR	Warrants	202.54	0.00	
				-301,769.54
MTA0402	Misc Revl-Ins Dept-Co Claims	-70,851.24		
WARR	Warrants	56.28	0.00	
				-70,794.96
MTA0404	Misc Revl-Ins Dept-Overpayme	-164,183.91		
WARR	Warrants	60.00	0.00	
				-164,123.91
MTA6300	Misc Rev-Corp Fees & Tax Ref	-59,076.67		
WARR	Warrants	5,142.14	0.00	
				-53,934.53
MUI0000	Unemploy Ins Adm §19-5-1230	-3,758,417.22		
WARR	Warrants	132,770.41	0.00	
				-3,625,646.81
MWJ0100	ABA Administration	-5,080,326.72		
RCPT	Receipt	0.00	12,660.32	
RXFR	Transfer (Regular)	0.00	9,878.76	
WARR	Warrants	4,026.11	0.00	

Fund Transaction by Type

Start Date:6/30/15 End Date:6/30/15

Fund	Fund Description	Beginning Balance		Ending Balance
Type	Type Description	Debits	Credits	
				-5,098,839.69
MWJ0200	Justice Building Construction	-75,609.66		
RXFR	Transfer (Regular)	9,128.93	0.00	
WARR	Warrants	9,614.25	0.00	
				-56,866.48
MWJ0300	ABA Critical Maintenance	-3,595,171.57		
WARR	Warrants	40,522.25	0.00	
				-3,554,649.32
MWP0000	Solid Waste Performance Bon	-2,080,573.54		
WARR	Warrants	72,174.08	0.00	
				-2,008,399.46
MWW0000	Wastewater Licensing	-426,127.22		
RCPT	Receipt	0.00	16,020.00	
				-442,147.22
NAC0500	Court Automation Project (002	-50,523.45		
WARR	Warrants	37,723.54	0.00	
				-12,799.91
NAD0000	Agri Cash Operations (0400)	-14,531.92		
RCPT	Receipt	0.00	50.00	
				-14,581.92
NAI0000	Architect/Landscape/Int Desig	-1,863,618.66		
RXFR	Transfer (Regular)	0.00	533.70	
				-1,864,152.36
NAT0000	AR St Athletic Trng Brd (0208)	-148,001.89		
RCPT	Receipt	0.00	3,090.00	
				-151,091.89
NBE0000	Barber Examiners Bd 50/09	-141,782.58		
RCPT	Receipt	0.00	7,880.00	
				-149,662.58
NBP0000	Psychology Bd Operations Cl	-353,767.65		
RCPT	Receipt	0.00	35,806.90	
				-389,574.55
NCB0000	Cemetery Bd-Interest Treas	-42,334.32		
RCPT	Receipt	0.00	60.00	
WARR	Warrants	75.16	0.00	
				-42,319.16
NCC0000	ACC Residents Services (0485	-1,680,871.08		
WARR	Warrants	7,017.73	0.00	
				-1,673,853.35
NCH0000	Chiropractic Exam Brd (0265)	-292,324.86		
RCPT	Receipt	0.00	585.00	
RXFR	Transfer (Regular)	0.00	56.68	
				-292,966.54
NDC0100	ADC Inmate Telephone	-998,505.79		
WARR	Warrants	18,803.74	0.00	
				-979,702.05
NDC0200	ADC Inmate Welfare	-3,734,981.88		
RXFR	Transfer (Regular)	1,100.00	0.00	
WARR	Warrants	4,500.12	0.00	
				-3,729,381.76

Fund Transaction by Type

Start Date:6/30/15 End Date:6/30/15

Fund	Fund Description	Beginning Balance	Ending Balance	
Type	Type Description	Debits	Credits	
NDC0300	ADC Work Release	-6,151,014.12		
WARR	Warrants	13,787.85	0.00	
				-6,137,226.27
NDE0000	Energy Efficiency Cash (0790)	-347,972.19		
WARR	Warrants	6,381.56	0.00	
				-341,590.63
NDW0001	Labor-Wage/Hour-Int Treas	-105,342.73		
WARR	Warrants	270.00	0.00	
				-105,072.73
NEC0000	Board Examiners In Counselin	-775,194.60		
RCPT	Receipt	0.00	1,700.00	
RXFR	Transfer (Regular)	0.00	223.50	
WARR	Warrants	4,186.45	0.00	
				-772,931.65
NED0001	ADE-AIt	-241,466.21		
RCPT	Receipt	0.00	1,165.00	
				-242,631.21
NED0010	ADE Treas Cash For Conf Fee:	-686,807.76		
RCPT	Receipt	0.00	2,550.00	
				-689,357.76
NED0012	AR Medicaid Admin Claims	-1,169,477.67		
RXFR	Transfer (Regular)	24,054.68	0.00	
				-1,145,422.99
NED0013	Pro Lic Standards Brd (0500)	-1,806,082.91		
RCPT	Receipt	0.00	9,951.50	
WARR	Warrants	761.17	0.00	
				-1,815,273.24
NEF0000	E&FD Board (0233)	-213,877.29		
RCPT	Receipt	0.00	1,610.00	
RXFR	Transfer (Regular)	0.00	70.94	
				-215,558.23
NEM0002	ADEM-Oprs-Int Treas	-179,251.66		
WARR	Warrants	1,041.31	0.00	
				-178,210.35
NES0000	PELS Treasury Pay	-1,069,288.30		
RCPT	Receipt	0.00	9,625.00	
RXFR	Transfer (Regular)	0.00	171.18	
				-1,079,084.48
NET0001	ETV-Oprs-Interest Treas	-296,256.92		
RXFR	Transfer (Regular)	0.00	5,324.41	
WARR	Warrants	4,997.58	0.00	
				-296,583.75
NET0002	ETV-Cmty Serv Grnt A-Int Treas	-2,147,755.82		
WARR	Warrants	16,409.87	0.00	
				-2,131,345.95
NET0003	ETV-ADE Prof Dev (0516)	-259,522.52		
WARR	Warrants	17,217.52	0.00	
				-242,305.00
NFA0003	DFA-Training-Int Treas	-329,182.98		
RCPT	Receipt	0.00	560.00	

Fund Transaction by Type

Start Date:6/30/15 End Date:6/30/15

Fund	Fund Description	Beginning Balance		Ending Balance
Type	Type Description	Debits	Credits	
				-329,742.98
NGC0200	Registration of Prof Geologist	-77,906.66		
RCPT	Receipt	0.00	1,320.00	
				-79,226.66
NGM0000	Governor's Mansion 609/09 S	-165,942.88		
RCPT	Receipt	0.00	12,851.04	
				-178,793.92
NHE0000	SBHE-Interest Treas	-697.76		
RCPT	Receipt	0.00	2,000,000.00	
				-2,000,697.76
NHS0103	DHS-Residents Benefits-Int Tr	-25,378.32		
WARR	Warrants	727.33	0.00	
				-24,650.99
NHS0401	Ash-Patients Benefits-Int Trea	-12,732.18		
WARR	Warrants	616.23	0.00	
				-12,115.95
NLC0000	Contractor's Lic Brd (0224)	-1,450,816.75		
RCPT	Receipt	0.00	13,611.40	
RXFR	Transfer (Regular)	0.00	1,082.43	
				-1,465,510.58
NMH0000	Minority Hlth Cash/Treasury(0:	-19,000.91		
RXFR	Transfer (Regular)	0.00	418.23	
				-19,419.14
NMK0000	MLK-Treasury Cash (0318)	-36,687.86		
RXFR	Transfer (Regular)	0.00	286.13	
WARR	Warrants	2,700.00	0.00	
				-34,273.99
NMV0000	MV Special Plates State (0630)	-104,036.07		
RXFR	Transfer (Regular)	0.00	6,181.50	
				-110,217.57
NMV0001	MVSpecial PlatesNonState (06	-86,625.28		
RXFR	Transfer (Regular)	0.00	3,554.60	
				-90,179.88
NMV0002	IRP Refunds (0630)	-3,978,428.98		
RXFR	Transfer (Regular)	0.00	88,653.70	
WARR	Warrants	48,427.80	0.00	
				-4,018,654.88
NMV0004	911 Prepaid Wireless (0630)	-316,313.98		
RXFR	Transfer (Regular)	0.00	239.69	
				-316,553.67
NNB0100	Bkgrnd Ck-Cash in Treasury0:	-48,425.10		
RCPT	Receipt	0.00	7,172.50	
				-55,597.60
NNH0202	SallyWilliams Artist Fd (0870)	-36,054.54		
WARR	Warrants	500.00	0.00	
				-35,554.54
NNH0302	Ark Cmtve-Trapnall Hall-Int Tr	-39,109.79		
WARR	Warrants	63.22	0.00	
				-39,046.57
NNH0603	ATR-Oprs-Int Treas	-2,276.17		

Fund Transaction by Type

Start Date:6/30/15 End Date:6/30/15

Fund	Fund Description	Beginning Balance	Ending Balance	
Type	Type Description	Debits	Credits	
WARR	Warrants	235.00	0.00	-2,041.17
NNH0901	DAH Mosaic Templars Cash	-46,811.31		
RCPT	Receipt	0.00	280.00	-47,091.31
NPB0000	Pharmacy Ckg-Int Treas	-1,712,108.01		
RCPT	Receipt	0.00	20,698.25	
WARR	Warrants	1,257.26	0.00	-1,731,549.00
NPT0104	PT-Sweep-Int Treas	-5,018,008.94		
RCPT	Receipt	0.00	30.66	
RXFR	Transfer (Regular)	262.50	21,810.85	
WARR	Warrants	147,134.93	0.00	-4,892,453.02
NPT0201	History Comm-Oprs-Int Treas	-10,348.13		
RCPT	Receipt	0.00	1,439.00	-11,787.13
NRC0000	RACING LIC APPL (0631)	-586,751.65		
RCPT	Receipt	0.00	550.00	-587,301.65
NRE0001	Real Estate-Int Treas	-1,081,144.38		
RXFR	Transfer (Regular)	0.00	468.33	
WARR	Warrants	1,004.45	0.00	-1,080,608.26
NSA0000	Brd Examiners Speech-Lang 0	-1,208,107.82		
RXFR	Transfer (Regular)	0.00	137.23	-1,208,245.05
NSC0005	Trauma Advisory Council (029	-378,528.60		
WARR	Warrants	1,534.72	0.00	-376,993.88
NSS0005	Capitol Bldg&Grds Restor (00	-22,106.54		
WARR	Warrants	20,468.00	0.00	-1,638.54
NST0100	ASTA Entrepreneurship In AR	-42,601.85		
RXFR	Transfer (Regular)	0.00	3,060.25	-45,662.10
NST0900	AR Mfg Ext Network §19-4-503	-1,598,620.05		
RCPT	Receipt	0.00	363.75	
WARR	Warrants	4,270.75	0.00	-1,594,713.05
NSW0101	Soil & Water-Travel-Interest T	-2,594,282.67		
RCPT	Receipt	0.00	112,566.19	
WARR	Warrants	253.80	0.00	-2,706,595.06
NSW0106	Soil & Water-Dam Permit Fees	-768,984.49		
WARR	Warrants	1,954.70	0.00	-767,029.79
NSW0107	Soil & Water-Gpm-Interest Tre	-314,048.15		
RCPT	Receipt	0.00	6.67	
WARR	Warrants	114.66	0.00	

Fund Transaction by Type

Start Date:6/30/15 End Date:6/30/15

Fund	Fund Description	Beginning Balance		Ending Balance
Type	Type Description	Debits	Credits	
				-313,940.16
NSW0108	Soil & Water-Info-Educ-Int Tre	-772,351.09		
RCPT	Receipt	0.00	13.33	
WARR	Warrants	19.00	0.00	
				-772,345.42
NSW0109	Soil & Water-Tax Credits-Int T	-108,302.50		
RCPT	Receipt	0.00	100.00	
				-108,402.50
NSW0110	Soil & Water-Wellwtr Oprs-Int	-263,088.33		
WARR	Warrants	670.26	0.00	
				-262,418.07
NSW0111	Soil & Water-Admin Fees-Int T	-2,587,235.16		
WARR	Warrants	158.69	0.00	
				-2,587,076.47
NSW0117	SW-Misc Fees	-7,992.29		
RXFR	Transfer (Regular)	0.00	329.27	
				-8,321.56
NSW0118	Soil & Water-Non Riparian(455	-421,431.73		
RCPT	Receipt	0.00	2,500.00	
WARR	Warrants	93.60	0.00	
				-423,838.13
NSW0129	STAG Admin of Set Aside 04	-261,463.24		
WARR	Warrants	24.66	0.00	
				-261,438.58
NSW0137	Drinking Water FY09 (0455)	-423,329.44		
WARR	Warrants	1,152.77	0.00	
				-422,176.67
NTC0000	TCB Sale to Minors Enf	-161,787.56		
WARR	Warrants	46.00	0.00	
				-161,741.56
NVA0000	DVA Cash in Treasury	-443,918.24		
RCPT	Receipt	0.00	31,062.92	
WARR	Warrants	3,112.94	0.00	
				-471,868.22
NVA0200	Veterans Cemetery § 19-5-107	-593,726.87		
RCPT	Receipt	0.00	302.82	
WARR	Warrants	5,281.96	0.00	
				-588,747.73
PAYROLL	Statewide Payroll Paying Acct	-954,187.20		
RCPT	Receipt	0.00	1,260.82	
RXFR	Transfer (Regular)	9,943.39	135,252.77	
WARR	Warrants	215,600.16	0.00	
				-865,157.24
PER0100	Educ Rehab Paying-Fed Admi	-57,303.70		
WARR	Warrants	17,536.53	0.00	
				-39,767.17
PER0200	Educ Rehab Paying-Prch Serv	-336,930.74		
RXFR	Transfer (Regular)	0.00	7,348.01	
WARR	Warrants	27,690.59	0.00	
				-316,588.16

Fund Transaction by Type

Start Date:6/30/15 End Date:6/30/15

Fund	Fund Description	Beginning Balance		Ending Balance
Type	Type Description	Debits	Credits	
PER0300	Educ Rehab Paying-Grants	-350,282.38		
RCPT	Receipt	0.00	2,030.00	
WARR	Warrants	80,753.96	0.00	
				-271,558.42
PHA0000	Hearing Aid Dispensers-Payin	-148.19		
RCPT	Receipt	0.00	450.00	
				-598.19
PHD0000	Health Oper § 19-5-104	-3,553,596.10		
RXFR	Transfer (Regular)	1,205.75	229,284.37	
WARR	Warrants	400,228.13	0.00	
				-3,381,446.59
PMB0100	State Medical Bd Payroll	-119,281.09		
RXFR	Transfer (Regular)	119,045.56	0.00	
				-235.53
PMG0000	Medicaid Inspect Gen (0035)	-301,488.81		
WARR	Warrants	505.69	0.00	
				-300,983.12
PTA4500	Dept Of Human Svcs-Co Oprs-	-54,516.92		
WARR	Warrants	1,527.27	0.00	
				-52,989.65
PVC0100	Crowley's Ridge Payroll Payin	-49,024.45		
WARR	Warrants	31.05	0.00	
				-48,993.40
PWD7600	DHS-Delay Grnts-AFDC	457,489.11		
RXFR	Transfer (Regular)	0.00	17,801.00	
				439,688.11
PWD8100	DHS-DrugVenPay-FamPlan	-12,949,694.07		
RXFR	Transfer (Regular)	0.00	5,105,554.97	
				-18,055,249.04
PWD8600	DHS-Hosp/Med Vendor	19,351,815.64		
RXFR	Transfer (Regular)	0.00	22,148,094.29	
				-2,796,278.65
PWD8700	DHS-Med Assist Prg Admin	203,318.27		
RXFR	Transfer (Regular)	0.00	53,905.87	
WARR	Warrants	214,521.26	0.00	
				363,933.66
PWD8900	DHS-Med Assist Prg Peer Rev	-8,884,228.25		
RXFR	Transfer (Regular)	0.00	1,641,054.43	
WARR	Warrants	215,272.77	0.00	
				-10,310,009.91
PWD9400	DHS-Lng Trm Care Prof Contr:	-510,890.85		
WARR	Warrants	8,746.13	0.00	
				-502,144.72
PWD9600	DHS ARKIDS B Prg	167,148.63		
RXFR	Transfer (Regular)	0.00	259,278.88	
				-92,130.25
PWE2000	DHS-Aging Proj Grant Paymer	-585,055.63		
WARR	Warrants	496,164.35	0.00	
				-88,891.28
PWE2300	DHS Sr Citizens Centers	0.00		

Fund Transaction by Type

Start Date:6/30/15 End Date:6/30/15

Fund	Fund Description	Beginning Balance	Ending Balance
Type	Type Description	Debits	Credits
RXFR	Transfer (Regular)	0.00	24,536.00
			-24,536.00
PWE5200	DHS-Aging-Nutrition Prgm	-417,136.15	
WARR	Warrants	268,328.70	0.00
			-148,807.45
PWE6000	DHS DBS Purchase of Service	-1,101,886.10	
RXFR	Transfer (Regular)	743.34	371.62
WARR	Warrants	53,318.28	0.00
			-1,048,196.10
PWE7500	DHS-Grant Awards Vol	-183,065.04	
WARR	Warrants	34,905.05	0.00
			-148,159.99
PWE9000	DHS Family Preservation	-344,392.40	
RXFR	Transfer (Regular)	33,386.99	0.00
WARR	Warrants	19,419.47	0.00
			-291,585.94
PWE9100	DHS DCF IV E Foster Care	-2,426,258.99	
RXFR	Transfer (Regular)	146.24	11.58
WARR	Warrants	51,701.25	0.00
			-2,374,423.08
PWE9300	DHS DCF Child Care Cost	-1,972,257.35	
RXFR	Transfer (Regular)	200.00	0.00
WARR	Warrants	61,794.25	0.00
			-1,910,263.10
PWE9400	DHS Food Stamps	-17,781.74	
RXFR	Transfer (Regular)	56.52	54.18
WARR	Warrants	1,405.00	0.00
			-16,374.40
PWE9700	DHS-Comm Dev Blk Grants-(7'	-183,906.94	
WARR	Warrants	108,088.82	0.00
			-75,818.12
PWP0100	Dept of Human Svcs-DDS St O	-501,681.17	
WARR	Warrants	390.80	0.00
			-501,290.37
PWP0400	DHS-DDS-Early Intervention	-3,865.18	
RXFR	Transfer (Regular)	1,000.00	0.00
			-2,865.18
PWP1000	Dept Of Human Svcs-Dir Off A	-651,247.33	
RXFR	Transfer (Regular)	0.00	259.19
WARR	Warrants	556.64	0.00
			-650,949.88
PWP1500	Dept Of Human Svcs-Chief Co	-317,116.83	
RXFR	Transfer (Regular)	0.00	1,087.49
WARR	Warrants	6,949.42	0.00
			-311,254.90
PWP2000	Dept of Human Svcs-Aging Ad	-2,040,922.57	
RXFR	Transfer (Regular)	300,000.00	0.00
WARR	Warrants	16,220.24	0.00
			-1,724,702.33
PWP2500	Dept of Human Svcs-DCFS Ad	-3,557,166.54	

Fund Transaction by Type

Start Date:6/30/15 End Date:6/30/15

Fund	Fund Description	Beginning Balance		Ending Balance
Type	Type Description	Debits	Credits	
RCPT	Receipt	0.00	2.01	
RXFR	Transfer (Regular)	789.68	866,338.00	
WARR	Warrants	268,578.13	0.00	
				-4,154,138.74
PWP3000	Dept of Human Svcs-DCCECE	-2,468,242.75		
RXFR	Transfer (Regular)	654.15	0.00	
WARR	Warrants	38,176.74	0.00	
				-2,429,411.86
PWP3500	Dept Of Human Svcs-Mntl Hlth	-1,979,048.63		
RXFR	Transfer (Regular)	3,747.56	62.00	
WARR	Warrants	550,848.18	0.00	
				-1,424,514.89
PWP4000	Dept Of Human Svcs-Medsvcs	-10,530,582.22		
WARR	Warrants	9,997.77	0.00	
				-10,520,584.45
PWP4500	Dept Of Human Svcs-Co Oprs-	-3,487,507.35		
RCPT	Receipt	0.00	33.18	
RXFR	Transfer (Regular)	152.63	78,450.47	
WARR	Warrants	251,463.27	0.00	
				-3,314,375.10
PWP5000	Dept Of Human Svcs-Admin Sr	-4,493,350.54		
RXFR	Transfer (Regular)	0.00	70,704.04	
WARR	Warrants	77,237.82	0.00	
				-4,486,816.76
PWP5500	Dept of Human Svcs-DDS Adm	-6,263,664.98		
RXFR	Transfer (Regular)	399.72	0.00	
WARR	Warrants	230,796.02	0.00	
				-6,032,469.24
PWP6500	Dept Of Human Svcs-Blind Srv	-956,257.22		
WARR	Warrants	8,199.16	0.00	
				-948,058.06
PWP7500	Dept of Human Svcs-Vol Admi	-222,410.15		
RXFR	Transfer (Regular)	0.00	227.39	
WARR	Warrants	3,575.12	0.00	
				-219,062.42
PWP8000	Dept Of Human Svcs-Yth Srv P	-307,720.97		
RXFR	Transfer (Regular)	62,054.00	0.00	
WARR	Warrants	25,308.68	0.00	
				-220,358.29
PWS0000	Temp Emp Asst Svc § 19-5-10	-2,772,532.26		
RXFR	Transfer (Regular)	111,532.67	182,000.00	
WARR	Warrants	3,360.26	0.00	
				-2,839,639.33
PWS0100	DWS TANF Contingency (0810	-182,000.00		
RXFR	Transfer (Regular)	182,000.00	0.00	
				0.00
RRA0000	State Hwy & Transportation	-503,038,603.70		
CTAX	Claims & Taxes	1,405.98	0.00	
RADJ	Receipt Adjustment	686,337.49	0.00	
RCPT	Receipt	0.00	7,217,984.09	

Fund Transaction by Type

Start Date:6/30/15 End Date:6/30/15

Fund	Fund Description	Beginning Balance		Ending Balance
Type	Type Description	Debits	Credits	
RXFR	Transfer (Regular)	12,887,838.66	12,947,424.15	
WARR	Warrants	5,669,728.73	0.00	
				-503,958,701.08
RRA4LHC	4 Lane Highway Construction	-254,216,933.65		
RXFR	Transfer (Regular)	345,255.60	657,034.58	
				-254,528,712.63
RRB0000	State Aid Road	-23,920,170.99		
RCPT	Receipt	0.00	13,019.96	
RXFR	Transfer (Regular)	0.00	70,409.91	
WARR	Warrants	5,216.16	0.00	
				-23,998,384.70
RRC0000	State Aid Street (0090)	-10,152,717.39		
RCPT	Receipt	0.00	12,829.72	
RXFR	Transfer (Regular)	0.00	70,409.91	
				-10,235,957.02
SAB0100	AR Motor Vehicle Comm-Oprs	-2,345,685.35		
RXFR	Transfer (Regular)	0.00	281.34	
WARR	Warrants	604.64	0.00	
				-2,345,362.05
SAC0000	Asbestos Control	-1,660,053.71		
RCPT	Receipt	0.00	10,610.00	
WARR	Warrants	857.15	0.00	
				-1,669,806.56
SAD0100	Public Serv Util Safe-Pipeline	-1,038,687.05		
RCPT	Receipt	0.00	322,569.00	
WARR	Warrants	686.27	0.00	
				-1,360,569.78
SAT0000	Special Addl Taxes (0630)	-145,994.02		
RXFR	Transfer (Regular)	63,340.78	25,959.30	
				-108,612.54
SBA0100	Keep AR Beautiful-Oprs	-143,350.26		
WARR	Warrants	64.89	0.00	
				-143,285.37
SBB0100	Soybean Board-Operations	-2,704,501.84		
WARR	Warrants	67,165.29	0.00	
				-2,637,336.55
SBC0100	AR Beef Council	-110,796.21		
WARR	Warrants	2,239.30	0.00	
				-108,556.91
SBN0100	Ar St Bd of Nursing-Oprs	-2,344,331.27		
RCPT	Receipt	0.00	58,024.70	
RXFR	Transfer (Regular)	0.00	1,028.76	
				-2,403,384.73
SBS0000	Boating Safety(080)	0.00		
RXFR	Transfer (Regular)	0.00	7,287.00	
				-7,287.00
SCE0000	St Crime Lab Equip-Special	-1,147,688.14		
RCPT	Receipt	0.00	5,094.70	
				-1,152,782.84
SCS0100	Private Career Education-Spec	-207,696.27		

Fund Transaction by Type

Start Date:6/30/15 End Date:6/30/15

Fund	Fund Description	Beginning Balance		Ending Balance
Type	Type Description	Debits	Credits	
RCPT	Receipt	0.00	2,130.94	
RXFR	Transfer (Regular)	0.00	105.49	
				-209,932.70
SCX0000	Conservation Tax	-657,317.77		
RXFR	Transfer (Regular)	98,931.34	177,500.44	
				-735,886.87
SDA0100	Aeronautics-Oprs	-19,821,942.65		
RXFR	Transfer (Regular)	0.00	15,215.13	
WARR	Warrants	129.78	0.00	
				-19,837,028.00
SDC0100	ADC Farm Reserve	-2,265,140.48		
RCPT	Receipt	0.00	533,998.55	
WARR	Warrants	203,556.58	0.00	
				-2,595,582.45
SDD0100	Dept of Correc-Industry Oprs	-1,452,487.50		
RCPT	Receipt	0.00	131,909.65	
WARR	Warrants	4,658.95	0.00	
				-1,579,738.20
SDF0101	State Forestry 19-6-411	-2,715,997.96		
RCPT	Receipt	0.00	26,562.28	
RXFR	Transfer (Regular)	0.00	165,891.38	
WARR	Warrants	138.11	0.00	
				-2,908,313.51
SDG0000	Game Protection Fund	-7,943,028.45		
RCPT	Receipt	0.00	885,030.92	
RXFR	Transfer (Regular)	0.00	10,418.71	
WARR	Warrants	1,344,496.86	0.00	
				-7,493,981.22
SDG0100	GPF-License Plate Fnd	-2,275,555.86		
RXFR	Transfer (Regular)	0.00	5,176.58	
WARR	Warrants	440.50	0.00	
				-2,280,291.94
SDG0700	Game Protection Nature Cntr (-380,515.53		
WARR	Warrants	327.17	0.00	
				-380,188.36
SDG0800	AGFC-Gas Lease (0080(-134,524.41		
RCPT	Receipt	0.00	1,297.43	
				-135,821.84
SDG0801	AGFC-Gas Rev Grants (0080)	-58,867.98		
WARR	Warrants	16,908.60	0.00	
				-41,959.38
SDG1000	Hunters Feeding the Hungry	-4,038.19		
RCPT	Receipt	0.00	1,246.45	
				-5,284.64
SDH4300	Securities Dept-Operations	-3,573,130.37		
RXFR	Transfer (Regular)	0.00	123.32	
WARR	Warrants	6,006.00	0.00	
				-3,567,247.69
SDL0100	Commercial Drivers Lic	-10,417,917.69		
RXFR	Transfer (Regular)	0.00	2,624.83	

Fund Transaction by Type

Start Date:6/30/15 End Date:6/30/15

Fund	Fund Description	Beginning Balance		Ending Balance
Type	Type Description	Debits	Credits	
				-10,420,542.52
SDN0100	St Crime Lab-DNA Det Oprs	-555,486.01		
WARR	Warrants	4,815.00	0.00	
				-550,671.01
SDO0100	Oil & Gas Comm-Operations	-41,199,832.73		
RCPT	Receipt	0.00	947,961.23	
RXFR	Transfer (Regular)	0.00	1,197.21	
WARR	Warrants	2,627.12	0.00	
				-42,146,364.05
SDP0101	Plant Board 19-6-408	-5,240,162.44		
RCPT	Receipt	0.00	607,615.00	
RXFR	Transfer (Regular)	0.00	183.46	
WARR	Warrants	2,831.88	0.00	
				-5,845,129.02
SDP4601	Plant Board Grain Warehouse	-84,209.06		
WARR	Warrants	130.36	0.00	
				-84,078.70
SEA0000	Educational Adequacy	-15,668,695.34		
RADJ	Receipt Adjustment	0.00	1,231,212.15	
RXFR	Transfer (Regular)	622,932.09	1,162,957.94	
				-17,439,933.34
SEF0100	ASP Equipment-AFIS System	-4,852,743.72		
RCPT	Receipt	0.00	7,039.25	
WARR	Warrants	40.50	0.00	
				-4,859,742.47
SEP0000	Drug/Crime Enf/Pros Act 1086	-4,058,377.51		
RXFR	Transfer (Regular)	36,738.75	0.00	
				-4,021,638.76
SFP0400	Fire Prot Prem-Benton	-105,564.63		
WARR	Warrants	8,063.99	0.00	
				-97,500.64
SFP0700	Fire Prot Prem-Calhoun	-27,701.69		
WARR	Warrants	7,914.76	0.00	
				-19,786.93
SFP1800	Fire Prot Prem-Crittenden	-95,038.94		
WARR	Warrants	12,303.25	0.00	
				-82,735.69
SFP3200	Fire Prot Prem-Independence	-65,142.61		
WARR	Warrants	3,388.59	0.00	
				-61,754.02
SFP4100	Fire Prot Prem-Little River	-105,111.64		
WARR	Warrants	2,788.27	0.00	
				-102,323.37
SFP4300	Fire Prot Prem-Lonoke	-80,327.10		
WARR	Warrants	6,005.93	0.00	
				-74,321.17
SFP5100	Fire Prot Prem-Newton	-46,205.77		
WARR	Warrants	7,060.13	0.00	
				-39,145.64
SFP5500	Fire Prot Prem-Pike	-37,625.56		

Fund Transaction by Type

Start Date:6/30/15 End Date:6/30/15

Fund	Fund Description	Beginning Balance		Ending Balance
Type	Type Description	Debits	Credits	
WARR	Warrants	4,850.03	0.00	
				-32,775.53
SHA0000	Dept of Hlth-HVACR	-406,421.14		
RCPT	Receipt	0.00	12,590.00	
				-419,011.14
SHF0100	DAH-Consr Tax-Dir Off	-995,982.27		
RXFR	Transfer (Regular)	0.00	572.60	
WARR	Warrants	309,000.27	0.00	
				-687,554.60
SHF0200	DAH-Consr Tax-Delta Clt Ctr	-92,133.34		
WARR	Warrants	1,340.06	0.00	
				-90,793.28
SHF0400	DAH-Consr Tax-Commr Comr	-241,052.24		
WARR	Warrants	1,661.52	0.00	
				-239,390.72
SHF0600	DAH-Consr Tax-Natl Hrtg	-111,913.92		
WARR	Warrants	599.19	0.00	
				-111,314.73
SHF0700	DAH-Consr Tax-Terr Restr	-185,914.57		
WARR	Warrants	7,705.10	0.00	
				-178,209.47
SHF0900	Mosaic Templars Amend 75(08	-103,681.70		
WARR	Warrants	181.68	0.00	
				-103,500.02
SHK0000	Milk Inspection	-58,171.03		
RCPT	Receipt	0.00	2,821.55	
RXFR	Transfer (Regular)	1,093.42	0.00	
				-59,899.16
SHL0000	Plumbers Licensing	-745,389.84		
RADJ	Receipt Adjustment	2,000.00	0.00	
RCPT	Receipt	0.00	2,200.00	
RXFR	Transfer (Regular)	2,140.24	0.00	
				-743,449.60
SHM0100	Mfg Home Comm-Operations	-266,870.77		
RXFR	Transfer (Regular)	0.00	61.50	
WARR	Warrants	40.00	0.00	
				-266,892.27
SHW0000	Haz Waste Permit Fee	-4,090,973.73		
RCPT	Receipt	0.00	100.00	
WARR	Warrants	2,579.70	0.00	
				-4,088,494.03
SIA0101	L/P Equine Infectious Anemia	-479,104.65		
RCPT	Receipt	0.00	2,051.50	
				-481,156.15
SIB0100	Bank Department-Operations	-7,025,520.52		
RCPT	Receipt	0.00	9,317.00	
RXFR	Transfer (Regular)	0.00	742.23	
WARR	Warrants	8,808.91	0.00	
				-7,026,770.84
SIL0100	LP Gas Board Oprs	-1,088,255.58		

Fund Transaction by Type

Start Date:6/30/15 End Date:6/30/15

Fund	Fund Description	Beginning Balance		Ending Balance
Type	Type Description	Debits	Credits	
WARR	Warrants	423.53	0.00	
				-1,087,832.05
SIP0101	Poultry & Egg Grading 19-6-40	-4,703,474.04		
RCPT	Receipt	0.00	31,546.33	
				-4,735,020.37
SJP0100	Public Service-Utilities	-3,703,404.06		
RXFR	Transfer (Regular)	0.00	181.99	
WARR	Warrants	14,126.32	0.00	
				-3,689,459.73
SLS0000	Beneficiaries of Fallen Law En	-2,206.62		
RXFR	Transfer (Regular)	0.00	16.43	
				-2,223.05
SMF0000	Military Funeral Hon 784/09	-138,826.03		
RXFR	Transfer (Regular)	0.00	169.77	
				-138,995.80
SMH6700	EmerMgmt PerGRTTrng (0995)	-9,282.99		
WARR	Warrants	591.25	0.00	
				-8,691.74
SMP0100	ASP Special Operating	-2,523,201.34		
RCPT	Receipt	0.00	12,432.49	
RXFR	Transfer (Regular)	50,000.00	37,365.32	
WARR	Warrants	96,307.43	0.00	
				-2,426,691.72
SMP0300	ASP Special Operating	-92,766.25		
RXFR	Transfer (Regular)	0.00	811,475.00	
				-904,241.25
SMP0500	ASP Used Motor Vehicle	-729,690.93		
RCPT	Receipt	0.00	6,875.00	
RXFR	Transfer (Regular)	185.16	0.00	
WARR	Warrants	35.00	0.00	
				-736,345.77
SMP0600	ASP-PI/Security	-550,519.12		
RCPT	Receipt	0.00	3,875.00	
RXFR	Transfer (Regular)	3,764.46	0.00	
WARR	Warrants	235.20	0.00	
				-550,394.46
SMP0700	ASP Salvage Auction	-844,018.58		
RCPT	Receipt	0.00	332.50	
				-844,351.08
SMP0800	AR Wireless Network	-880,178.21		
RXFR	Transfer (Regular)	0.00	50,000.00	
WARR	Warrants	520,753.00	0.00	
				-409,425.21
SMP8800	ASP Vehicles (0960)	-2,341,997.19		
RCPT	Receipt	0.00	506.65	
RXFR	Transfer (Regular)	0.00	6,665.60	
WARR	Warrants	43,943.99	0.00	
				-2,305,225.45
SPC0101	L/P Brucellosis Erad/Inspectio	-883,753.72		
RCPT	Receipt	0.00	18.74	

Fund Transaction by Type

Start Date:6/30/15 End Date:6/30/15

Fund	Fund Description	Beginning Balance		Ending Balance
Type	Type Description	Debits	Credits	
RXFR	Transfer (Regular)	18.74	18.74	
WARR	Warrants	1,139.64	0.00	
				-882,632.82
SPF0100	Comty Punshmt Rev-Oprs	-2,025,119.62		
RCPT	Receipt	0.00	97,346.61	
RXFR	Transfer (Regular)	0.00	39,365.65	
WARR	Warrants	900.17	0.00	
				-2,160,931.71
SPS0101	Livestock/Poultry Special Rev	-1,291,040.48		
RCPT	Receipt	0.00	18,108.20	
RXFR	Transfer (Regular)	0.00	12,796.66	
WARR	Warrants	3,204.40	0.00	
				-1,318,740.94
SPT0100	Conscr Tax-Oprs	-23,989,655.46		
RXFR	Transfer (Regular)	370,917.39	371,258.56	
WARR	Warrants	274,128.40	0.00	
				-23,715,868.23
SRS0000	Reg Sub Stor Tank Prg	-1,606,111.50		
RCPT	Receipt	0.00	71,205.00	
				-1,677,316.50
SSA0000	AR CourtAppointedSpecAdvo	0.00		
RXFR	Transfer (Regular)	0.00	33.74	
				-33.74
SSV0000	Spirituos & VinousBevAct(06	-302,305.79		
RCPT	Receipt	0.00	6,240.00	
WARR	Warrants	210.48	0.00	
				-308,335.31
SSW0100	Social Work Licensing-Operati	-589,397.92		
RXFR	Transfer (Regular)	0.00	94.07	
				-589,491.99
SWT0000	In God We Trust License Plate	0.00		
RXFR	Transfer (Regular)	0.00	450.00	
				-450.00
TAD0201	Pesticide/Plant Disposal 19-5-1	-1,910,833.09		
RCPT	Receipt	0.00	2,700.00	
				-1,913,533.09
TAJ0300	St Admin Of Justice-St Prgms	-1,713,135.11		
RXFR	Transfer (Regular)	0.00	42,606.63	
				-1,755,741.74
TAR0000	Judges Retirement	-35,477.58		
WARR	Warrants	500.00	0.00	
				-34,977.58
TAS0000	Securities Reserve	-2,403,081.37		
RCPT	Receipt	0.00	24,555.34	
				-2,427,636.71
TBB0000	DFA Rev-Interstate Mtr Fuel Tax	-68,688.43		
WARR	Warrants	1,034.63	0.00	
				-67,653.80
TBP0000	Best Practices Act 570/11 S12-	-3,318,887.12		
RCPT	Receipt	0.00	36,030.00	

Fund Transaction by Type

Start Date:6/30/15 End Date:6/30/15

Fund	Fund Description	Beginning Balance		Ending Balance
Type	Type Description	Debits	Credits	
				-3,354,917.12
TBS0000	Budget Stabilization Trust	-153,257,363.68		
RXFR	Transfer (Regular)	245,000.00	0.00	
				-153,012,363.68
TCC0100	County Coll Ctng Ed-Oprs-(051	-85,610.26		
WARR	Warrants	906.16	0.00	
				-84,704.10
TCH0000	Baby Sharon's Illness	-8,787.52		
RXFR	Transfer (Regular)	0.00	391.00	
				-9,178.52
TCI0100	Wrforce Ed-Constr Craft Trng	-1,068,307.31		
RCPT	Receipt	0.00	147.02	
WARR	Warrants	41.12	0.00	
				-1,068,413.21
TCR0100	Crime Victims Reparation Rev	-2,343,644.25		
WARR	Warrants	1,128.96	0.00	
				-2,342,515.29
TCS0100	Private Career Education-Trus	-1,223,022.13		
RCPT	Receipt	0.00	505.52	
RXFR	Transfer (Regular)	101,609.63	101,609.63	
				-1,223,527.65
TCT0100	Childrens Trust	-1,969,444.78		
RXFR	Transfer (Regular)	0.00	100.51	
				-1,969,545.29
TDP0100	Death/Permanent Ttl Disability	-111,645,700.74		
WARR	Warrants	3,521.60	0.00	
				-111,642,179.14
TDR9000	AR Distr Rel Prog Trust-Grant:	-463,708.25		
RXFR	Transfer (Regular)	0.00	1,005.00	
				-464,713.25
TDT9200	Tourism Development Trust	-601,813.07		
RXFR	Transfer (Regular)	0.00	25,675.63	
WARR	Warrants	195,856.60	0.00	
				-431,632.10
TEM1001	Revolving Loan Certificate	-11,403,729.45		
WARR	Warrants	241.98	0.00	
				-11,403,487.47
TER0000	Teacher Retirement	-4,686,558.04		
WARR	Warrants	594,711.10	0.00	
				-4,091,846.94
TES0100	Dept Workforce Services Trus	-4,875.44		
RCPT	Receipt	0.00	11,231.05	
RXFR	Transfer (Regular)	105,201.04	5,696.84	
WARR	Warrants	18,075.42	0.00	
				101,473.13
TFM0000	Military FamilyRelief19-5-1127	-174,855.17		
RXFR	Transfer (Regular)	0.00	743.00	
				-175,598.17
TGC0000	Corporate Income Tax	-2,009,306.80		
NDXF	Transfer (Non-Distribution)	0.00	68,069.31	

Fund Transaction by Type

Start Date:6/30/15 End Date:6/30/15

Fund	Fund Description	Beginning Balance	Ending Balance
Type	Type Description	Debits	Credits
WARR	Warrants	211,851.20	0.00
			-1,865,524.91
TGI0000	Individual Income Tax	-11,992,579.84	
NDXF	Transfer (Non-Distribution)	0.00	787,720.72
RXFR	Transfer (Regular)	21,466.85	0.00
WARR	Warrants	1,574,745.83	0.00
			-11,184,087.88
TGI00WH	Withholding Tax Ref AIRS (06:	-703,750.04	
NDXF	Transfer (Non-Distribution)	0.00	220.66
WARR	Warrants	5,546.87	0.00
			-698,423.83
TGP0100	Natural/Cultural Historic Pres	-615,788.50	
RXFR	Transfer (Regular)	0.00	9,489.32
WARR	Warrants	35,678.14	0.00
			-589,599.68
TGT0000	AR Natural/Cultural Resources	-19,760,139.23	
RXFR	Transfer (Regular)	0.00	75,745.12
			-19,835,884.35
TGT1404	ANCRC 14-004-1 DAH §19-5-9	-202,467.84	
WARR	Warrants	22,988.79	0.00
			-179,479.05
TGT1405	ANCRC 14-004-2 DAH §19-5-9	-177,814.81	
WARR	Warrants	22,508.51	0.00
			-155,306.30
TGT1406	ANCRC 14-004-3 DAH §19-5-9	-363,205.17	
WARR	Warrants	1,438.80	0.00
			-361,766.37
TGT1407	ANCRC 14-004-4 DAH §19-5-9	-45,860.40	
WARR	Warrants	45,860.40	0.00
			0.00
TGT1410	ANCRC 14-405 Parks §19-5-95	-24,050.86	
RXFR	Transfer (Regular)	371,258.56	370,858.56
WARR	Warrants	21,877.94	0.00
			-1,772.92
TGT1503	ANCRC 15-003 Parks	-777,204.05	
WARR	Warrants	88,370.86	0.00
			-688,833.19
TGT1514	ANCRC 15-014 HSU	-3.00	
RXFR	Transfer (Regular)	3.00	0.00
			0.00
TGT1518	ANCRC 15-018 UAF	-121,098.93	
WARR	Warrants	917.17	0.00
			-120,181.76
TGT9700	DAH-NCRC FY01 Grnts	-9,697,251.35	
RXFR	Transfer (Regular)	0.00	3.00
			-9,697,254.35
THS0000	Hazardous Substance Remedi	-6,819,770.10	
RCPT	Receipt	0.00	31,725.00
WARR	Warrants	1,961.61	0.00
			-6,849,533.49

Fund Transaction by Type

Start Date:6/30/15 End Date:6/30/15

Fund	Fund Description	Beginning Balance		Ending Balance
Type	Type Description	Debits	Credits	
TID0810	Indiv Development Act 1289/07	-173,130.23		
RCPT	Receipt	0.00	4,048.00	
WARR	Warrants	4,745.09	0.00	
				-172,433.14
TIF0100	Insurance Fraud Investig Div	-524,988.38		
WARR	Warrants	40.91	0.00	
				-524,947.47
TJW0100	Workers' Compensation	-9,869,705.88		
RXFR	Transfer (Regular)	0.00	29.80	
WARR	Warrants	552.30	0.00	
				-9,869,183.38
TLR0000	Land Reclamation	-399,927.95		
RCPT	Receipt	0.00	1,397.50	
				-401,325.45
TLT0100	Long Term Care Trust	-7,921,979.55		
RCPT	Receipt	0.00	18,049.41	
				-7,940,028.96
TMP0000	Medicaid Trust	-31,947,708.13		
RCPT	Receipt	0.00	2,659.10	
				-31,950,367.23
TMR0000	State Police Retirement	-1,233.81		
RADJ	Receipt Adjustment	0.00	857,921.90	
				-859,155.71
TOC0100	US Olympic Committee Progr	0.00		
RXFR	Transfer (Regular)	0.00	136.00	
				-136.00
TOD0000	Organ Donor Aware Ed	0.00		
RXFR	Transfer (Regular)	0.00	382.00	
				-382.00
TPE0000	ADEQ Fee Act 1281/07	-658,561.39		
RCPT	Receipt	0.00	27,947.40	
RXFR	Transfer (Regular)	0.00	1,590.62	
WARR	Warrants	6,126.31	0.00	
				-681,973.10
TPET500	ADEQ Title 5 Air Act 1281/07	-14,108,037.01		
RCPT	Receipt	0.00	2,000.00	
				-14,110,037.01
TPF0100	Hwy Oprs-142	-1,515,881.10		
RXFR	Transfer (Regular)	0.00	792.24	
WARR	Warrants	25,851.00	0.00	
				-1,490,822.34
TPP0000	Performance Partner Trust	-661,773.03		
WARR	Warrants	7,731.19	0.00	
				-654,041.84
TPR0100	Real Prop Tax Redistribution	-335,022.26		
RXFR	Transfer (Regular)	355,271.74	654,921.08	
				-634,671.60
TPS0000	Public School Insurance Act 7	-11,777,778.62		
WARR	Warrants	49,676.65	0.00	
				-11,728,101.97

Fund Transaction by Type

Start Date:6/30/15 End Date:6/30/15

Fund	Fund Description	Beginning Balance	Ending Balance	
Type	Type Description	Debits	Credits	
TPT0000	Petroleum Storage Tank Trust	-22,771,473.01		
RXFR	Transfer (Regular)	0.00	21,865.53	
				-22,793,338.54
TPW0100	Waste Wtr Abmnt Bnds-(455)	-82,935.76		
WARR	Warrants	19.50	0.00	
				-82,916.26
TPW2200	ANRC CGO-06B Bonds	0.00		
RCPT	Receipt	0.00	42,568.00	
				-42,568.00
TPW2500	ANRC-CGO 2008A Bonds (045)	0.00		
RCPT	Receipt	0.00	22,917.00	
				-22,917.00
TPW3000	ANRC GO RefundBonds (0455)	-23,450.00		
RCPT	Receipt	0.00	31,145.00	
				-54,595.00
TRR0000	AR State Hwy Emp Retirement	-706,992.30		
WARR	Warrants	117,158.70	0.00	
				-589,833.60
TRS0000	Animal Resc/Shelter 692/09	0.00		
RXFR	Transfer (Regular)	0.00	25.00	
				-25.00
TSB0100	Tobacco Settle Prog Int (0072)	-206,319.25		
RCPT	Receipt	0.00	0.02	
				-206,319.27
TSD0100	Hlth-Prev & Cessation Prg-(64)	-4,852,913.17		
WARR	Warrants	31,255.88	0.00	
				-4,821,657.29
TSE0100	Targeted St Needs Prg-Minorit	-1,223,016.39		
WARR	Warrants	914.95	0.00	
				-1,222,101.44
TSF0100	ASU-Jonesboro AR Biosci Ins	-61,226.86		
WARR	Warrants	61,226.86	0.00	
				0.00
TSI0000	State Insurance Dept Trust	801.96		
CTAX	Claims & Taxes	0.00	801.96	
				0.00
TSI4500	State Insurance Dept Trust	-63,878,561.85		
CTAX	Claims & Taxes	801.96	0.00	
LCRT	General Letter of Cert	51,130,095.36	0.00	
RADJ	Receipt Adjustment	51,130,095.36	51,130,095.36	
RCPT	Receipt	0.00	1,150.00	
RXFR	Transfer (Regular)	0.00	431.97	
WARR	Warrants	50,790.31	0.00	
				-12,698,456.19
TSR0000	AR Public Employees Retirem	-1,732,119.55		
RCPT	Receipt	0.00	1,983,000.00	
RXFR	Transfer (Regular)	0.00	238.44	
WARR	Warrants	429,699.72	0.00	
				-3,285,658.27
TSU0000	Local Sales & Use Tax	-113,885,384.45		

Fund Transaction by Type

Start Date:6/30/15 End Date:6/30/15

Fund	Fund Description	Beginning Balance		Ending Balance
Type	Type Description	Debits	Credits	
RXFR	Transfer (Regular)	2,114,763.22	2,931,059.29	
				-114,701,680.52
TSU6900	Local Sales & Use Tax-City & (-153,300.14		
WARR	Warrants	69,593.88	0.00	
				-83,706.26
TTG0100	Waste Tire Grant	-675,809.82		
RCPT	Receipt	0.00	22,914.40	
RXFR	Transfer (Regular)	21,201.60	18,354.07	
				-695,876.69
TTG0300	Waste Tire Grant BIG	-101,852.41		
RXFR	Transfer (Regular)	0.00	1,256.91	
				-103,109.32
TUW0100	Workers' Comp Revolving	-9,593,007.07		
WARR	Warrants	79,985.97	0.00	
				-9,513,021.10
TWS0100	Solid Waste Mgmt/Recycling	-3,711,839.07		
RCPT	Receipt	0.00	332.50	
WARR	Warrants	4,888.63	0.00	
				-3,707,282.94
TZS0000	Dept WorkforceServSpec19-5-	-10,494,461.67		
RXFR	Transfer (Regular)	5,267.58	105,201.04	
WARR	Warrants	6,000.00	0.00	
				-10,588,395.13
TZT0101	State Forestry Trust 19-5-927	-2,310,178.38		
RCPT	Receipt	0.00	122,270.00	
				-2,432,448.38

Fund Transaction by Type

Start Date:7/1/14 End Date:6/30/15

Fund	Fund Description	Beginning Balance		Ending Balance
Type	Type Description	Debits	Credits	
AGA0000	General Revenue Allotment		0.00	
AXFR	Advance Transfer	2,158,290,958.53	9,259,624.22	
COFF	Checks Charged Off	2,635,661.55	0.00	
CTAX	Claims & Taxes	251,904.31	38,937.31	
DXFR	Transfer (Deduction)	205,297,378.42	0.00	
GDIS	Distribution (General Fund)	3,101,502,647.83	0.00	
LCRT	General Letter of Cert	446,968,565.57	55,157,365.76	
NDXF	Transfer (Non-Distribution)	621,916,690.49	54,016,175.17	
RADJ	Receipt Adjustment	63,043,846.18	670,789,368.25	
RCPT	Receipt	0.00	7,735,960,738.43	
RXFR	Transfer (Regular)	10,657,496,492.20	8,780,815,652.38	
TELL	Teller	49,245,607.44	611,891.00	
				0.00
ARH0000	Revenue Holding		0.00	
COFF	Checks Charged Off	77,242.01	0.00	
CTAX	Claims & Taxes	418,112.53	0.00	
RADJ	Receipt Adjustment	563,345,001.96	18,094,490.08	
RCPT	Receipt	0.00	545,076,620.56	
RXFR	Transfer (Regular)	78,040,192.44	79,684,775.43	
TELL	Teller	975,337.13	0.00	
				0.00
ARH0100	Revenue Holding Ins		0.00	
COFF	Checks Charged Off	6,455.65	0.00	
CTAX	Claims & Taxes	69,973.84	0.00	
RADJ	Receipt Adjustment	9,092,317.93	2,650,742.91	
RCPT	Receipt	0.00	12,376,309.65	
RXFR	Transfer (Regular)	5,858,305.14	0.00	
				0.00
ARH0200	Revenue Holding Premium Ta:		0.00	
COFF	Checks Charged Off	45,788.28	0.00	
CTAX	Claims & Taxes	3,210,934.41	1,731.00	
RADJ	Receipt Adjustment	160,081,840.38	4,556.00	
RCPT	Receipt	0.00	164,471,667.61	
RXFR	Transfer (Regular)	1,239,691.54	100,300.00	
				0.00
ARHDSMV	RevHold DSMV (0610)		-6,525.58	
RADJ	Receipt Adjustment	155,575.32	0.00	
RCPT	Receipt	0.00	657,314,322.00	
RXFR	Transfer (Regular)	682,803,439.65	25,670,899.72	
TELL	Teller	23,575.20	0.00	
				-9,157.13
ARK0000	Treasury Cash Account		0.00	
TELL	Teller	20,287.28	20,287.28	
				0.00
ASA0000	Special Revenue Allotment		0.00	
4LHC	Four Lane Highway Constructio	216,799,930.63	0.00	
DXFR	Transfer (Deduction)	58,224,868.76	0.00	
HDIS	Distribution (Highway Fund)	470,207,481.46	0.00	
HSDIS	Highway Severance Distribution	63,586,639.82	0.00	

Fund Transaction by Type

Start Date:7/1/14

End Date:6/30/15

Fund	Fund Description	Beginning Balance		Ending Balance
Type	Type Description	Debits	Credits	
SDIS	Distribution (Special Fund)	1,119,237,696.35	0.00	
SPEC	Special Reversing Entry	0.00	2,101,410,087.80	
				-173,353,470.78
BAA0000	Public Health	-480,303.15		
AXFR	Advance Transfer	0.00	47,848,737.58	
GDIS	Distribution (General Fund)	0.00	37,453,208.42	
RCPT	Receipt	0.00	1,714.40	
RXFR	Transfer (Regular)	91,785,660.11	6,524,448.89	
				-522,752.33
BAA0100	Public Health	-7,570,255.08		
COFF	Checks Charged Off	3,173.50	460.00	
CTAX	Claims & Taxes	221.92	129.50	
RADJ	Receipt Adjustment	44,946.65	45,051.15	
RCPT	Receipt	0.00	30,101,535.49	
RXFR	Transfer (Regular)	32,997,233.18	6,538,735.55	
SDIS	Distribution (Special Fund)	0.00	6,783,607.08	
SPEC	Special Reversing Entry	7,472,065.92	46,995.65	
TELL	Teller	1,125.00	0.00	
				-10,568,003.33
BAA0200	Health NonDiscretionary Rev	-7,254,738.45		
COFF	Checks Charged Off	23.56	0.00	
RADJ	Receipt Adjustment	20,019.08	20,019.08	
RCPT	Receipt	0.00	28,839,175.29	
RXFR	Transfer (Regular)	47,208,885.34	15,631,343.91	
SDIS	Distribution (Special Fund)	0.00	775,931.44	
SPEC	Special Reversing Entry	814,012.73	0.00	
				-4,478,267.46
BAA0300	Trauma System Exp 1386/09	-4,850,607.60		
RCPT	Receipt	0.00	79.00	
RXFR	Transfer (Regular)	1,467,652.91	19,820,802.97	
WARR	Warrants	17,699,536.62	0.00	
				-5,504,300.04
BAA0310	Trauma GR Hold (0645)	0.00		
RXFR	Transfer (Regular)	12,698,898.54	12,744,551.04	
				-45,652.50
BAA1200	Cost Allocation Recon (0645)	-5,004,713.07		
RXFR	Transfer (Regular)	7,522,963.58	6,657,167.45	
				-4,138,916.94
BAA2000	Cosmetology Revenue 4/09	-4,338,891.43		
COFF	Checks Charged Off	4,486.00	0.00	
RADJ	Receipt Adjustment	1,919.45	1,939.45	
RCPT	Receipt	0.00	1,483,765.35	
RXFR	Transfer (Regular)	1,016,771.59	15,356.72	
SDIS	Distribution (Special Fund)	0.00	1,239,791.69	
SPEC	Special Reversing Entry	1,326,067.00	4,535.95	
				-4,735,036.55
BAA2510	Board of Sanitarians	-25,330.12		
RCPT	Receipt	0.00	5,000.00	
RXFR	Transfer (Regular)	246.00	20.00	
SDIS	Distribution (Special Fund)	0.00	246.00	
SPEC	Special Reversing Entry	250.00	0.00	

Fund Transaction by Type

Start Date:7/1/14 End Date:6/30/15

Fund	Fund Description	Beginning Balance		Ending Balance
Type	Type Description	Debits	Credits	
				-30,100.12
BAA2750	Board of Health ACA 19-5-104	-5,187.68		
RCPT	Receipt	0.00	331.00	
RXFR	Transfer (Regular)	0.00	1.40	
				-5,520.08
BAA3000	PH Home Health	-2,753,909.03		
COFF	Checks Charged Off	200.00	0.00	
RCPT	Receipt	0.00	58,535,965.27	
RXFR	Transfer (Regular)	62,742,977.96	2,894,676.90	
SDIS	Distribution (Special Fund)	0.00	442.80	
SPEC	Special Reversing Entry	450.00	0.00	
				-1,441,366.04
BAA9000	PH Salary Alloc Hold (0645)	-4,275,300.11		
RCPT	Receipt	0.00	9,758.45	
RXFR	Transfer (Regular)	4,035,841.44	3,398,564.39	
				-3,647,781.51
CAA0000	Univ of AR Fayetteville	0.00		
AXFR	Advance Transfer	0.00	26,039,844.91	
GDIS	Distribution (General Fund)	0.00	164,163,457.09	
RXFR	Transfer (Regular)	190,203,302.00	0.00	
				0.00
CAA0100	Univ of AR Fayetteville	-4,298,191.65		
RADJ	Receipt Adjustment	0.00	4.32	
RCPT	Receipt	0.00	68.25	
RXFR	Transfer (Regular)	22,779,650.93	196,651,229.03	
SDIS	Distribution (Special Fund)	0.00	66.07	
SPEC	Special Reversing Entry	72.57	0.00	
WARR	Warrants	178,169,835.82	0.00	
				0.00
CAA0200	Univ of AR Fayetteville Coop	0.00		
RXFR	Transfer (Regular)	8,777.27	31,804,521.00	
WARR	Warrants	31,795,743.73	0.00	
				0.00
CAA0300	UAF Law School SR	-36,380.23		
RADJ	Receipt Adjustment	4.32	0.00	
RCPT	Receipt	0.00	450,035.94	
SDIS	Distribution (Special Fund)	0.00	396,036.61	
SPEC	Special Reversing Entry	450,035.94	4.32	
WARR	Warrants	432,416.84	0.00	
				0.00
CCA0000	Univ of AR Medical Center	-4,378,358.52		
AXFR	Advance Transfer	0.00	63,042,933.98	
GDIS	Distribution (General Fund)	0.00	25,161,496.02	
RXFR	Transfer (Regular)	5,858,031.22	17,136,504.55	
WARR	Warrants	102,605,557.95	0.00	
				-1,255,703.90
CCA0100	UAMS College of Pharmacy	-30,785.62		
RXFR	Transfer (Regular)	1,829.00	3,795,751.76	
SDIS	Distribution (Special Fund)	0.00	343,739.62	
SPEC	Special Reversing Entry	389,350.76	1,829.00	
WARR	Warrants	3,780,113.24	0.00	

Fund Transaction by Type

Start Date:7/1/14 End Date:6/30/15

Fund	Fund Description	Beginning Balance		Ending Balance
Type	Type Description	Debits	Credits	
				-813.00
CCA0200	UAMS 4% Mixed Drink Tax SR			
				-270,027.19
RXFR	Transfer (Regular)	142,494.96	3,411,086.22	
SDIS	Distribution (Special Fund)	0.00	2,844,507.54	
SPEC	Special Reversing Entry	3,401,916.88	142,242.66	
WARR	Warrants	3,114,534.73	0.00	
				-8,917.04
CEA0000	Univ of AR Little Rock			
				-4,644,686.15
AXFR	Advance Transfer	0.00	42,879,437.38	
GDIS	Distribution (General Fund)	0.00	17,875,659.62	
RXFR	Transfer (Regular)	21,516.44	5,619,788.12	
WARR	Warrants	70,998,054.83	0.00	
				0.00
CEA0100	UA Little Rock Law School SR			
				-110,433.25
RCPT	Receipt	0.00	450,031.57	
SDIS	Distribution (Special Fund)	0.00	396,036.57	
SPEC	Special Reversing Entry	450,031.57	0.00	
WARR	Warrants	506,469.82	0.00	
				0.00
CGA0000	Univ AR Pine Bluff			
				-6,415,796.84
AXFR	Advance Transfer	0.00	1,854,423.40	
GDIS	Distribution (General Fund)	0.00	23,564,461.60	
RXFR	Transfer (Regular)	33,389.89	1,890,403.68	
WARR	Warrants	33,691,695.63	0.00	
				0.00
CIA0000	Univ AR Monticello			
				-291,933.04
AXFR	Advance Transfer	0.00	1,154,018.04	
GDIS	Distribution (General Fund)	0.00	14,792,023.96	
RXFR	Transfer (Regular)	4,767.60	2,439,765.76	
WARR	Warrants	18,672,972.45	0.00	
				-0.75
CKA0000	AR State Univ Jonesboro			
				-1,994,830.10
AXFR	Advance Transfer	0.00	46,246,465.46	
GDIS	Distribution (General Fund)	0.00	12,844,525.54	
RXFR	Transfer (Regular)	37,314.78	6,241,156.12	
WARR	Warrants	67,289,662.44	0.00	
				0.00
CMA0000	AR State Univ Beebe			
				-269,972.67
AXFR	Advance Transfer	0.00	776,581.46	
GDIS	Distribution (General Fund)	0.00	11,059,145.54	
RXFR	Transfer (Regular)	5,344.53	2,263,108.66	
WARR	Warrants	14,241,096.36	0.00	
				-122,367.44
CMN0000	AR State Univ Newport			
				-76,447.04
AXFR	Advance Transfer	0.00	396,668.01	
GDIS	Distribution (General Fund)	0.00	5,595,624.99	
RXFR	Transfer (Regular)	2,370.46	1,404,824.67	
WARR	Warrants	7,471,194.25	0.00	
				0.00
CMS0000	School for Math/Sci/Arts			
				-845,852.15
AXFR	Advance Transfer	0.00	72,934.59	

Fund Transaction by Type

Start Date:7/1/14 End Date:6/30/15

Fund	Fund Description	Beginning Balance		Ending Balance
Type	Type Description	Debits	Credits	
GDIS	Distribution (General Fund)	0.00	1,040,080.41	
RCPT	Receipt	0.00	278,972.44	
RXFR	Transfer (Regular)	1,506.52	7,288,327.20	
WARR	Warrants	8,603,931.89	0.00	
				-920,728.38
COA0000	AR Tech University	-975,311.43		
AXFR	Advance Transfer	0.00	2,370,830.64	
GDIS	Distribution (General Fund)	0.00	29,845,700.36	
RCPT	Receipt	0.00	348,881.00	
RXFR	Transfer (Regular)	6,912.53	2,850,424.05	
WARR	Warrants	36,384,234.95	0.00	
				0.00
CQA0000	Henderson State University	-410,696.59		
AXFR	Advance Transfer	0.00	13,612,460.67	
GDIS	Distribution (General Fund)	0.00	5,263,550.33	
RXFR	Transfer (Regular)	9,910.98	2,144,850.44	
WARR	Warrants	21,421,647.05	0.00	
				0.00
CSA0000	Southern AR University	-350,686.97		
AXFR	Advance Transfer	0.00	1,148,793.74	
GDIS	Distribution (General Fund)	0.00	14,436,182.26	
RXFR	Transfer (Regular)	2,536.99	1,268,585.48	
WARR	Warrants	17,201,711.46	0.00	
				0.00
CSS0000	SAU Tech	-175,007.58		
AXFR	Advance Transfer	0.00	507,219.19	
GDIS	Distribution (General Fund)	0.00	7,217,916.81	
RXFR	Transfer (Regular)	3,265.89	329,437.68	
WARR	Warrants	8,198,081.51	0.00	
				-28,233.86
CTB0000	Black River Tech College	-462,991.42		
AXFR	Advance Transfer	0.00	403,611.63	
GDIS	Distribution (General Fund)	0.00	5,709,904.37	
RXFR	Transfer (Regular)	862.00	2,244,291.07	
WARR	Warrants	8,400,183.36	0.00	
				-419,753.13
CTC0000	Cossatot Comm College UA	-87,409.38		
AXFR	Advance Transfer	0.00	223,522.96	
GDIS	Distribution (General Fund)	0.00	3,172,279.04	
RXFR	Transfer (Regular)	2,434.72	1,340,900.94	
WARR	Warrants	4,596,395.64	0.00	
				-225,281.96
CTG0000	UA Comm College Batesville	-132,036.86		
AXFR	Advance Transfer	0.00	271,703.64	
GDIS	Distribution (General Fund)	0.00	3,859,357.36	
RXFR	Transfer (Regular)	610.80	858,931.71	
WARR	Warrants	5,121,418.77	0.00	
				0.00
CTH0000	AR State University Mt Home	-300,623.65		
AXFR	Advance Transfer	0.00	240,056.41	
GDIS	Distribution (General Fund)	0.00	3,408,053.59	

Fund Transaction by Type

Start Date:7/1/14 End Date:6/30/15

Fund	Fund Description	Beginning Balance		Ending Balance
Type	Type Description	Debits	Credits	
RXFR	Transfer (Regular)	1,057.90	816,487.35	
WARR	Warrants	4,764,163.10	0.00	
				0.00
CTJ0000	UA Comm College Morrilton	-303,026.95		
AXFR	Advance Transfer	0.00	333,095.98	
GDIS	Distribution (General Fund)	0.00	4,689,059.02	
RXFR	Transfer (Regular)	1,492.76	1,279,525.10	
WARR	Warrants	6,603,214.29	0.00	
				0.00
CTM0000	Mid-South Comm College	-1,284,983.54		
AXFR	Advance Transfer	0.00	819,339.56	
GDIS	Distribution (General Fund)	0.00	4,538,667.44	
RCPT	Receipt	0.00	48,337.02	
RXFR	Transfer (Regular)	452.73	2,195,493.26	
SDIS	Distribution (Special Fund)	0.00	67,373.95	
SPEC	Special Reversing Entry	71,107.66	0.00	
WARR	Warrants	7,494,894.70	0.00	
				-1,387,739.68
CTO0000	Ozarka College	-137,781.01		
AXFR	Advance Transfer	0.00	205,874.28	
GDIS	Distribution (General Fund)	0.00	2,920,600.72	
RXFR	Transfer (Regular)	889.93	1,262,945.20	
WARR	Warrants	4,523,724.28	0.00	
				-2,587.00
CTP0000	Pulaski Technical College	-863,808.06		
AXFR	Advance Transfer	0.00	996,938.68	
GDIS	Distribution (General Fund)	0.00	14,140,498.32	
RXFR	Transfer (Regular)	2,552.51	2,253,456.15	
WARR	Warrants	18,252,148.70	0.00	
				0.00
CTR0000	UA Comm College at Hope	-59,444.53		
AXFR	Advance Transfer	0.00	2,013,387.82	
GDIS	Distribution (General Fund)	0.00	2,478,609.18	
RXFR	Transfer (Regular)	402.30	1,941,255.35	
WARR	Warrants	6,492,294.58	0.00	
				0.00
CTT0000	Southeast AR College	-3,456.57		
AXFR	Advance Transfer	0.00	372,372.83	
GDIS	Distribution (General Fund)	0.00	5,264,425.17	
RXFR	Transfer (Regular)	3,005.20	1,957,360.09	
WARR	Warrants	7,591,356.46	0.00	
				-3,253.00
CTW0000	Coll of the Ouachitas	0.00		
AXFR	Advance Transfer	0.00	235,137.32	
GDIS	Distribution (General Fund)	0.00	3,292,123.68	
RXFR	Transfer (Regular)	886.41	1,145,942.74	
WARR	Warrants	4,672,317.33	0.00	
				0.00
CUA0000	University of Central AR	-745,414.94		
AXFR	Advance Transfer	0.00	38,086,435.51	
GDIS	Distribution (General Fund)	0.00	15,028,269.49	

Fund Transaction by Type

Start Date:7/1/14 End Date:6/30/15

Fund	Fund Description	Beginning Balance		Ending Balance
Type	Type Description	Debits	Credits	
RXFR	Transfer (Regular)	12,739.60	4,705,029.04	
WARR	Warrants	58,552,409.38	0.00	
				0.00
CWA0000	Northwest AR Comm College	-1,256,802.80		
AXFR	Advance Transfer	0.00	703,863.99	
GDIS	Distribution (General Fund)	0.00	9,915,338.01	
RXFR	Transfer (Regular)	11,213.11	1,015,711.68	
WARR	Warrants	12,098,802.80	0.00	
				-781,700.57
CWE0000	East AR Comm College	-136,054.17		
AXFR	Advance Transfer	0.00	379,284.71	
GDIS	Distribution (General Fund)	0.00	5,408,773.29	
RXFR	Transfer (Regular)	399.34	768,453.48	
WARR	Warrants	6,307,253.64	0.00	
				-384,912.67
CWG0000	National Park Comm College	-762,567.13		
AXFR	Advance Transfer	0.00	594,805.94	
GDIS	Distribution (General Fund)	0.00	8,451,683.06	
RXFR	Transfer (Regular)	7,525.66	1,811,318.22	
WARR	Warrants	11,517,071.16	0.00	
				-95,777.53
CWM0000	AR Northeastern College	-646,812.70		
AXFR	Advance Transfer	0.00	2,229,044.26	
GDIS	Distribution (General Fund)	0.00	6,348,007.74	
RXFR	Transfer (Regular)	659.39	1,466,820.33	
WARR	Warrants	10,607,658.13	0.00	
				-82,367.51
CWN0000	North AR College	-139,241.13		
AXFR	Advance Transfer	0.00	523,065.92	
GDIS	Distribution (General Fund)	0.00	7,443,898.08	
RXFR	Transfer (Regular)	486.02	1,023,821.91	
WARR	Warrants	9,091,721.05	0.00	
				-37,819.97
CWP0000	Phillips Co Comm College	-798,741.35		
AXFR	Advance Transfer	0.00	595,893.65	
GDIS	Distribution (General Fund)	0.00	8,467,194.35	
RXFR	Transfer (Regular)	3,779.16	1,273,440.26	
WARR	Warrants	10,841,018.87	0.00	
				-290,471.58
CWR0000	Rich Mountain Comm College	-224,838.43		
AXFR	Advance Transfer	0.00	210,142.41	
GDIS	Distribution (General Fund)	0.00	2,996,726.59	
RXFR	Transfer (Regular)	184.00	202,843.92	
WARR	Warrants	3,634,367.35	0.00	
				0.00
CWS0000	South AR Community College	-159,338.88		
AXFR	Advance Transfer	0.00	398,421.15	
GDIS	Distribution (General Fund)	0.00	5,635,885.85	
RXFR	Transfer (Regular)	529.00	984,707.18	
WARR	Warrants	6,736,687.65	0.00	
				-441,136.41

Fund Transaction by Type

Start Date:7/1/14 End Date:6/30/15

Fund	Fund Description	Beginning Balance		Ending Balance
Type	Type Description	Debits	Credits	
CWW0000	University of AR Ft Smith	-681,402.65		
AXFR	Advance Transfer	0.00	1,522,301.22	
GDIS	Distribution (General Fund)	0.00	19,072,313.78	
RXFR	Transfer (Regular)	5,289.32	3,275,979.78	
WARR	Warrants	24,546,708.11	0.00	0.00
DAS0000	Dept Human Svc Admin	0.00		
AXFR	Advance Transfer	49,000.00	11,180,477.71	
GDIS	Distribution (General Fund)	0.00	5,057,539.29	
NDXF	Transfer (Non-Distribution)	20,000.00	20,000.00	
RXFR	Transfer (Regular)	20,055,274.25	3,866,257.25	0.00
DBA0000	DHS Behavioral Health Svc	-2,813,039.80		
AXFR	Advance Transfer	0.00	54,360,568.80	
GDIS	Distribution (General Fund)	0.00	25,063,526.20	
NDXF	Transfer (Non-Distribution)	1,100,000.00	1,100,000.00	
RXFR	Transfer (Regular)	86,805,424.16	5,118,349.77	-550,060.41
DBA0300	DHS Mental Health Ctr	-188,912.05		
RXFR	Transfer (Regular)	0.00	8,755,603.00	
WARR	Warrants	8,614,478.70	0.00	-330,036.35
DBA0800	DHS MH Per Capita	-121,373.55		
RXFR	Transfer (Regular)	171.30	538,624.88	
WARR	Warrants	631,458.44	0.00	-28,368.69
DBA9600	DHS MH Patient Svcs	-873,052.49		
RCPT	Receipt	0.00	1,842.80	
RXFR	Transfer (Regular)	83,500.00	20,520,631.36	
WARR	Warrants	20,583,568.15	0.00	-728,458.50
DCC0000	DHS Childcare/Early Ed	-11,744.44		
AXFR	Advance Transfer	0.00	859,472.81	
GDIS	Distribution (General Fund)	0.00	316,409.19	
RXFR	Transfer (Regular)	1,430,702.00	243,075.56	0.00
DCF0000	DHS Children/Family Svc	-0.08		
AXFR	Advance Transfer	461,000.00	46,150,478.22	
GDIS	Distribution (General Fund)	0.00	16,140,248.78	
NDXF	Transfer (Non-Distribution)	81,000.00	81,000.00	
RXFR	Transfer (Regular)	83,533,164.74	21,769,331.90	-65,894.24
DCF1100	DHS Child/Fam Res Treatment	-146,192.21		
RCPT	Receipt	0.00	51,365.21	
RXFR	Transfer (Regular)	54,118.66	1,016,550.66	
WARR	Warrants	1,035,009.62	0.00	-124,979.80
DCF2600	DHS Child/Family Foster Care	-1,658,617.65		
RCPT	Receipt	0.00	3,607,756.05	
RXFR	Transfer (Regular)	1,297,227.88	26,579,051.01	
WARR	Warrants	28,861,916.68	0.00	

Fund Transaction by Type

Start Date:7/1/14 End Date:6/30/15

Fund	Fund Description	Beginning Balance		Ending Balance
Type	Type Description	Debits	Credits	
				-1,686,280.15
DCO0000	DHS County Operations	0.00		
AXFR	Advance Transfer	0.00	32,123,085.90	
GDIS	Distribution (General Fund)	0.00	16,712,209.10	
RXFR	Transfer (Regular)	61,748,132.10	12,912,837.10	
				0.00
DCO0100	DHS County Operations	0.00		
RXFR	Transfer (Regular)	0.00	995,113.00	
WARR	Warrants	995,113.00	0.00	
				0.00
DEA0000	DHS Development Disabilities	-710,219.00		
AXFR	Advance Transfer	0.00	47,967,105.45	
GDIS	Distribution (General Fund)	0.00	18,409,122.55	
RXFR	Transfer (Regular)	76,774,695.56	9,701,248.56	
				-13,000.00
DEA0100	DHS DDS State/Federal	-128,398.38		
COFF	Checks Charged Off	75.21	0.00	
RCPT	Receipt	0.00	25,919.58	
SDIS	Distribution (Special Fund)	0.00	23,309.96	
SPEC	Special Reversing Entry	25,919.58	75.21	
				-151,708.34
DEA0200	DHS DDS Interdivision Prog	-21,898.03		
RXFR	Transfer (Regular)	21,898.03	70,644.00	
WARR	Warrants	70,138.71	0.00	
				-505.29
DEA0300	DHS DDS Grant Payments	-78,297.80		
RXFR	Transfer (Regular)	81,711.04	15,669,341.00	
WARR	Warrants	15,665,927.55	0.00	
				-0.21
DEA1700	DHS DDS Special Olympics	0.00		
RXFR	Transfer (Regular)	0.00	178,768.00	
WARR	Warrants	178,768.00	0.00	
				0.00
DEM0000	DHS Medical Services	0.00		
AXFR	Advance Transfer	0.00	3,637,100.63	
GDIS	Distribution (General Fund)	0.00	1,457,190.37	
RXFR	Transfer (Regular)	6,095,463.44	1,001,172.44	
				0.00
DGF0000	DHS Grants	-41,251,152.75		
AXFR	Advance Transfer	0.00	587,052,390.54	
GDIS	Distribution (General Fund)	0.00	319,206,324.46	
RXFR	Transfer (Regular)	1,233,131,462.81	286,417,068.99	
				-795,473.93
DGF1500	DHS Grants Childrens Hosp	-3,322,165.76		
RXFR	Transfer (Regular)	6,855,765.76	6,776,550.24	
				-3,242,950.24
DGF1841	DHS Grants Beer Tax	-33,831.82		
RXFR	Transfer (Regular)	3.17	2,358.21	
SDIS	Distribution (Special Fund)	0.00	2,009.04	
SPEC	Special Reversing Entry	2,354.65	3.17	
				-35,844.42

Fund Transaction by Type

Start Date:7/1/14 End Date:6/30/15

Fund	Fund Description	Beginning Balance		Ending Balance
Type	Type Description	Debits	Credits	
DGF5100	DHS Childrens Medical Svc	-16,893.97		
RXFR	Transfer (Regular)	15,050.75	1,404,279.00	
WARR	Warrants	1,405,023.57	0.00	
				-1,098.65
DHP0000	DHS Aging/Adult Svcs	-489,134.38		
AXFR	Advance Transfer	0.00	7,251,353.60	
GDIS	Distribution (General Fund)	0.00	10,427,310.40	
RXFR	Transfer (Regular)	18,890,804.90	793,274.10	
				-70,267.58
DHP1500	DHS Aging/Adult Svcs Transp	-180,853.34		
RXFR	Transfer (Regular)	6,777.20	2,258,468.82	
SDIS	Distribution (Special Fund)	0.00	1,992,275.13	
SPEC	Special Reversing Entry	2,252,715.60	6,777.20	
WARR	Warrants	2,169,106.00	0.00	
				-9,775.69
DHP7100	DHS Aging/Adult Svc Sr Olym 	0.00		
RXFR	Transfer (Regular)	0.00	70,000.00	
WARR	Warrants	70,000.00	0.00	
				0.00
DHR3500	Mental Hlth-Renov	-1,028,504.95		
RCPT	Receipt	0.00	707,693.94	
RXFR	Transfer (Regular)	0.00	2,081,604.13	
WARR	Warrants	13,361.14	0.00	
				-3,804,441.88
DHR5500	Dept Of Human Svcs-Dds Renv	-4,186,313.88		
RCPT	Receipt	0.00	3,857,060.60	
RXFR	Transfer (Regular)	0.00	549,785.11	
WARR	Warrants	2,420,375.26	0.00	
				-6,172,784.33
DHR8000	Dept Of Human Svcs-Yth Sev F	-279,022.12		
RCPT	Receipt	0.00	690,129.45	
RXFR	Transfer (Regular)	0.00	410,335.74	
WARR	Warrants	154,160.89	0.00	
				-1,225,326.42
DSB0000	DHS State Services/Blind	0.00		
AXFR	Advance Transfer	0.00	755,096.54	
GDIS	Distribution (General Fund)	0.00	1,147,031.46	
RXFR	Transfer (Regular)	2,047,166.69	145,038.69	
				0.00
DYS0000	DHS Youth Services	-172,034.47		
AXFR	Advance Transfer	0.00	25,788,725.95	
GDIS	Distribution (General Fund)	0.00	22,469,842.05	
NDXF	Transfer (Non-Distribution)	1,506,000.00	1,506,000.00	
RXFR	Transfer (Regular)	52,329,184.81	3,898,582.34	
				0.00
DYS0200	DHS Youth Services Grants	-910,196.53		
RCPT	Receipt	0.00	40,848.67	
RXFR	Transfer (Regular)	6,206.84	41,876,608.89	
WARR	Warrants	41,714,023.38	0.00	
				-1,107,423.87
DYS0300	DHS Youth Services Sanctions	-9,919.11		

Fund Transaction by Type

Start Date:7/1/14 End Date:6/30/15

Fund	Fund Description	Beginning Balance		Ending Balance
Type	Type Description	Debits	Credits	
RXFR	Transfer (Regular)	1.93	2,480,444.00	
WARR	Warrants	2,490,361.18	0.00	
				0.00
EFP0000	Educ Facilities Partnership	-180,113,089.03		
AXFR	Advance Transfer	0.00	2,282,300.76	
GDIS	Distribution (General Fund)	0.00	32,546,650.24	
RCPT	Receipt	0.00	7,880.68	
RXFR	Transfer (Regular)	0.00	13,690,010.00	
WARR	Warrants	53,509,579.43	0.00	
				-175,130,351.28
EFT0000	Pub School Acad Fac/Trans	-216,803.81		
AXFR	Advance Transfer	0.00	597,237.84	
GDIS	Distribution (General Fund)	0.00	1,954,888.16	
RCPT	Receipt	0.00	1,424.68	
RXFR	Transfer (Regular)	2,013,589.55	63.68	
WARR	Warrants	513,925.49	0.00	
				-242,903.13
EGA0000	Department of Education	-159,680.16		
AXFR	Advance Transfer	0.00	1,095,892.71	
GDIS	Distribution (General Fund)	0.00	15,491,985.29	
RXFR	Transfer (Regular)	21,936,953.45	6,275,755.00	
				-1,086,359.71
EGA0100	ADE Emp Ins Avd Comm	0.00		
RXFR	Transfer (Regular)	978,684.96	978,684.96	
				0.00
EGA1001	ADE Gen Rev Operation	-8,491,754.65		
RCPT	Receipt	0.00	8,598.01	
RXFR	Transfer (Regular)	17,808,829.13	23,024,922.16	
SDIS	Distribution (Special Fund)	0.00	241.08	
SPEC	Special Reversing Entry	245.00	0.00	
WARR	Warrants	5,505,151.77	0.00	
				-8,211,290.00
EGB0000	Department of Workforce Edu	0.00		
AXFR	Advance Transfer	0.00	243,162.65	
GDIS	Distribution (General Fund)	0.00	3,467,610.35	
RXFR	Transfer (Regular)	3,949,752.49	238,979.49	
				0.00
EGB0100	Department of Workforce Edu	-965,558.84		
RCPT	Receipt	0.00	8,482.83	
RXFR	Transfer (Regular)	4,215,677.47	7,383,410.62	
WARR	Warrants	3,018,677.80	0.00	
				-1,123,097.02
EGR0000	Rehabilitation Services	0.00		
AXFR	Advance Transfer	0.00	915,545.49	
GDIS	Distribution (General Fund)	0.00	12,346,239.51	
RXFR	Transfer (Regular)	14,257,462.12	995,677.12	
				0.00
EMA0000	Educational Television	0.00		
AXFR	Advance Transfer	0.00	3,451,243.23	
GDIS	Distribution (General Fund)	0.00	1,947,188.77	
RXFR	Transfer (Regular)	6,260,564.70	862,132.70	

Fund Transaction by Type

Start Date:7/1/14 End Date:6/30/15

Fund	Fund Description	Beginning Balance		Ending Balance
Type	Type Description	Debits	Credits	
				0.00
EMA0100	Educational Television			
		-83,420.57		
RCPT	Receipt	0.00	266.01	
RXFR	Transfer (Regular)	4,593,171.72	5,455,447.11	
WARR	Warrants	927,615.56	0.00	
				-18,346.41
EMA0200	Spec Rev Land Comm Dep (05			
		-10,133.16		
RCPT	Receipt	0.00	3,238.83	
SDIS	Distribution (Special Fund)	0.00	2,977.01	
SPEC	Special Reversing Entry	3,238.83	0.00	
				-13,110.17
EPA0000	State Library			
		0.00		
AXFR	Advance Transfer	0.00	2,222,244.08	
GDIS	Distribution (General Fund)	0.00	1,394,714.92	
RXFR	Transfer (Regular)	4,115,165.57	498,206.57	
				0.00
EPA0100	State Library			
		-164,825.88		
RCPT	Receipt	0.00	2,024.52	
RXFR	Transfer (Regular)	2,134,251.97	3,621,755.78	
WARR	Warrants	1,551,432.76	0.00	
				-102,921.45
ESA0000	School for the Blind			
		0.00		
AXFR	Advance Transfer	0.00	4,347,781.35	
GDIS	Distribution (General Fund)	0.00	2,112,493.65	
RXFR	Transfer (Regular)	7,282,955.23	822,680.23	
				0.00
ESA0100	School for the Blind			
		-319,384.27		
RCPT	Receipt	0.00	541.97	
RXFR	Transfer (Regular)	4,795,250.43	6,616,892.33	
WARR	Warrants	1,943,216.27	0.00	
				-198,351.87
ETC0000	Crowleys Ridge Tech Inst			
		0.00		
AXFR	Advance Transfer	0.00	1,872,507.39	
GDIS	Distribution (General Fund)	0.00	799,116.61	
RXFR	Transfer (Regular)	3,050,928.95	379,304.95	
				0.00
ETC0100	Crowleys Ridge Tech Inst			
		-170,958.01		
RXFR	Transfer (Regular)	2,605,543.85	2,722,435.60	
WARR	Warrants	250,217.32	0.00	
				-37,632.44
ETC1500	Crowleys Ridge TI Wrkfr			
		-123,628.10		
RXFR	Transfer (Regular)	114,855.85	851,743.05	
WARR	Warrants	728,785.19	0.00	
				-131,730.11
ETC2000	Crowleys Ridge TI GED			
		-31,352.81		
RXFR	Transfer (Regular)	358,696.77	447,078.72	
WARR	Warrants	69,351.51	0.00	
				-50,383.25
ETC2700	Crowleys Ridge TI ABE			
		-885.31		
RXFR	Transfer (Regular)	56,309.81	60,724.26	
WARR	Warrants	4,288.85	0.00	

Fund Transaction by Type

Start Date:7/1/14 End Date:6/30/15

Fund	Fund Description	Beginning Balance		Ending Balance
Type	Type Description	Debits	Credits	
				-1,010.91
ETN0000	Northwest Tech Inst	-58,383.00		
AXFR	Advance Transfer	0.00	1,864,714.36	
GDIS	Distribution (General Fund)	0.00	1,242,836.64	
RXFR	Transfer (Regular)	3,975,168.95	811,460.95	
				-2,226.00
ETN0100	Northwest Tech Inst	-261,282.80		
RCPT	Receipt	0.00	471.93	
RXFR	Transfer (Regular)	3,184,033.50	3,406,088.04	
WARR	Warrants	464,173.58	0.00	
				-19,635.69
ETN1500	Northwest TI Workforce	-293,804.99		
RCPT	Receipt	0.00	75.00	
RXFR	Transfer (Regular)	288,575.41	881,330.20	
WARR	Warrants	577,983.86	0.00	
				-308,650.92
ETN2000	Northwest Tech Inst GED	-52,167.47		
RCPT	Receipt	0.00	1,201.31	
RXFR	Transfer (Regular)	507,883.03	604,622.20	
WARR	Warrants	131,697.56	0.00	
				-18,410.39
ETN2700	Northwest Tech Inst ABE	-3,548.48		
RXFR	Transfer (Regular)	29,616.09	29,099.72	
WARR	Warrants	1,253.04	0.00	
				-1,779.07
ETR0000	Riverside Vo Tech-State	0.00		
AXFR	Advance Transfer	0.00	1,040,978.61	
GDIS	Distribution (General Fund)	0.00	1,274,036.39	
RXFR	Transfer (Regular)	2,513,967.45	200,320.45	
				-1,368.00
ETR0100	Riverside Vo Tech-Gen Rev	-207,876.30		
RCPT	Receipt	0.00	472.09	
RXFR	Transfer (Regular)	1,984,052.88	2,314,361.81	
WARR	Warrants	369,775.75	0.00	
				-168,881.57
EVA0000	School for the Deaf	0.00		
AXFR	Advance Transfer	740,000.00	6,219,177.71	
GDIS	Distribution (General Fund)	0.00	5,396,246.29	
RXFR	Transfer (Regular)	11,897,838.70	1,027,255.70	
				-4,841.00
EVA0100	School for the Deaf	-825,548.50		
RCPT	Receipt	0.00	33,739.19	
RXFR	Transfer (Regular)	7,944,092.99	10,879,525.57	
WARR	Warrants	3,171,173.62	0.00	
				-623,546.65
FAA0100	Aeronautics FederalGrants	0.00		
RCPT	Receipt	0.00	1,315.50	
				-1,315.50
FAC1902	FY2013 NCHIP Grant (0990)	0.00		
RCPT	Receipt	0.00	100,704.60	
RXFR	Transfer (Regular)	32,092.60	0.00	

Fund Transaction by Type

Start Date:7/1/14 End Date:6/30/15

Fund	Fund Description	Beginning Balance	Ending Balance	
Type	Type Description	Debits	Credits	
WARR	Warrants	68,503.38	0.00	-108.62
FAC2100	FY2013 SORNA Prj MU-BX (09	-53,229.06		
RXFR	Transfer (Regular)	0.00	83,520.94	
WARR	Warrants	136,750.00	0.00	0.00
FAC3100	AR VINE Enhance (0990(-10,156.24		
RCPT	Receipt	0.00	54,589.79	
WARR	Warrants	62,206.97	0.00	-2,539.06
FAD0000	Agri Dept USDA Livestock Ass	-41,842.99		
RCPT	Receipt	0.00	4,768.50	
RXFR	Transfer (Regular)	4,768.50	0.00	
WARR	Warrants	23,620.36	0.00	-18,222.63
FAK2000	ADED CDBG 00 Grant	-140,523.21		
RCPT	Receipt	0.00	15,771,498.76	
RXFR	Transfer (Regular)	322,124.68	0.34	
WARR	Warrants	15,493,622.61	0.00	-96,275.02
FAK2200	AEDC Storm Recovery Fed (07	-2,074.34		
RCPT	Receipt	0.00	10,914,466.94	
RXFR	Transfer (Regular)	73,064.49	0.00	
WARR	Warrants	10,840,686.80	0.00	-2,789.99
FAK2300	AEDC Flood Recovery Fed (07	-11,793.13		
RCPT	Receipt	0.00	298,320.34	
WARR	Warrants	303,764.37	0.00	-6,349.10
FAL0300	AGC Federal Operations	-133,027.79		
RCPT	Receipt	0.00	72,244.78	
RXFR	Transfer (Regular)	37,809.89	0.00	
WARR	Warrants	34,838.97	0.00	-132,623.71
FAL0500	AGC Coal Resources Data Sys	-12,650.38		
RCPT	Receipt	0.00	15,000.00	
WARR	Warrants	24,235.24	0.00	-3,415.14
FAL0700	AGS Data Preserv. and Mappir	0.00		
RCPT	Receipt	0.00	21,179.50	
RXFR	Transfer (Regular)	17,305.20	12.83	
WARR	Warrants	2,516.26	0.00	-1,370.87
FAY0100	AG Medicaid Ind Costs	-0.21		
RCPT	Receipt	0.00	206,687.58	
RXFR	Transfer (Regular)	39,853.38	74,675.00	
WARR	Warrants	241,509.41	0.00	0.00
FAY0200	AG-Crime Vic Reparation Prg-	-67,268.31		
RCPT	Receipt	0.00	846,150.28	
RXFR	Transfer (Regular)	21,079.75	0.00	

Fund Transaction by Type

Start Date:7/1/14 End Date:6/30/15

Fund	Fund Description	Beginning Balance		Ending Balance
Type	Type Description	Debits	Credits	
WARR	Warrants	820,431.57	0.00	
				-71,907.27
FAY0900	AG Medicaid Operating	-847.81		
RCPT	Receipt	0.00	1,569,289.35	
RXFR	Transfer (Regular)	1,431,474.56	2,512.62	
WARR	Warrants	140,888.54	0.00	
				-286.68
FAY1000	InternetCrimesAgainstChildre	-24.15		
RCPT	Receipt	0.00	9,401.06	
RXFR	Transfer (Regular)	7,313.70	698.60	
				-2,810.11
FCG0100	DWS Workforce Investment Ac	0.00		
RCPT	Receipt	0.00	19,933,345.44	
WARR	Warrants	19,933,345.44	0.00	
				0.00
FCG0200	WIA Authorized Grant Pymt 08	0.00		
RCPT	Receipt	0.00	376,596.14	
RXFR	Transfer (Regular)	14,566.65	0.00	
WARR	Warrants	362,029.49	0.00	
				0.00
FCL2100	DNA Capacity Enhancement 0	0.00		
RCPT	Receipt	0.00	408,870.94	
RXFR	Transfer (Regular)	196,551.75	0.00	
WARR	Warrants	209,911.43	0.00	
				-2,407.76
FCL2200	DNA Casework	-11,496.18		
RCPT	Receipt	0.00	260,920.11	
RXFR	Transfer (Regular)	147,610.33	0.00	
WARR	Warrants	124,805.96	0.00	
				0.00
FCL2300	ASCL Training Coverdell (095	0.00		
RXFR	Transfer (Regular)	35,856.73	35,856.73	
				0.00
FCL2400	ASCL 2007 Coverdell (0955)	0.00		
RXFR	Transfer (Regular)	47,370.32	62,420.32	
WARR	Warrants	15,050.00	0.00	
				0.00
FCN0100	Child Abuse & Neglect Bd-Grn	-1,869.16		
RCPT	Receipt	0.00	341,019.09	
RXFR	Transfer (Regular)	70,358.21	0.00	
WARR	Warrants	259,268.90	0.00	
				-13,261.14
FCP0300	DHE-No Child Left Behind Fed	-56,030.01		
RCPT	Receipt	0.00	672,952.76	
WARR	Warrants	728,082.77	0.00	
				-900.00
FCP0500	ADHE Tech Ed Program	-4,715.22		
RCPT	Receipt	0.00	20,000.00	
RXFR	Transfer (Regular)	182,807.20	380,600.00	
WARR	Warrants	215,593.00	0.00	
				-6,915.02

Fund Transaction by Type

Start Date:7/1/14 End Date:6/30/15

Fund	Fund Description	Beginning Balance		Ending Balance
Type	Type Description	Debits	Credits	
FCP1100	ADHE-Tanf (0700)	-19,786.70		
RCPT	Receipt	0.00	490.00	
RXFR	Transfer (Regular)	196,148.12	6,759,014.14	
WARR	Warrants	6,562,824.18	0.00	
				-20,318.54
FCP1200	ADHE College Acc Chal Grant	-258,369.91		
RCPT	Receipt	0.00	1,151,783.32	
WARR	Warrants	1,410,153.23	0.00	
				0.00
FCT0000	FDA Tobacco Insp Prog (0261)	-53,261.55		
RCPT	Receipt	0.00	592,498.19	
RXFR	Transfer (Regular)	383,478.02	309.95	
WARR	Warrants	165,779.36	0.00	
				-96,812.31
FEA0100	Adult Basic Ed-Grant 02	-136,320.40		
RCPT	Receipt	0.00	2,711,193.87	
RXFR	Transfer (Regular)	419,189.04	30,701.55	
WARR	Warrants	2,417,398.12	0.00	
				-41,628.66
FEA0300	Adult Basic Ed-Grant 01	-607.84		
RCPT	Receipt	0.00	2,575,000.00	
RXFR	Transfer (Regular)	111,293.52	0.00	
WARR	Warrants	2,414,315.21	0.00	
				-49,999.11
FEB0200	AR Deaf School-6B Passthrou	-91,776.64		
RXFR	Transfer (Regular)	42,001.78	49,566.06	
WARR	Warrants	10,341.05	0.00	
				-88,999.87
FEB0500	Deaf Sch-Medicaid Provider Pi	-94,030.33		
RCPT	Receipt	0.00	46,057.62	
RXFR	Transfer (Regular)	21,740.79	68,260.81	
WARR	Warrants	156,679.41	0.00	
				-29,928.56
FEC0400	Blind School-Chapter II	-65,821.76		
RCPT	Receipt	0.00	103,608.97	
RXFR	Transfer (Regular)	75,003.82	61,996.66	
WARR	Warrants	113,032.90	0.00	
				-43,390.67
FEC0600	Blind School-6B Passthrough	-39,256.29		
RXFR	Transfer (Regular)	84,159.31	133,523.25	
WARR	Warrants	75,774.43	0.00	
				-12,845.80
FEE0359	ADE NAEP 03	-248,277.54		
RCPT	Receipt	0.00	121,950.00	
RXFR	Transfer (Regular)	99,201.10	0.00	
WARR	Warrants	21,425.77	0.00	
				-249,600.67
FEE1063	SpEd SIG-2010 (0500)	-2,142.00		
RCPT	Receipt	0.00	549,464.78	
RXFR	Transfer (Regular)	5,931.82	0.00	
WARR	Warrants	544,942.96	0.00	

Fund Transaction by Type

Start Date:7/1/14 End Date:6/30/15

Fund	Fund Description	Beginning Balance	Ending Balance
Type	Type Description	Debits	Credits
			-732.00
FEE1113	Charter Schools 2011	0.00	
RCPT	Receipt	0.00	4,217,844.64
WARR	Warrants	4,217,844.64	0.00
			0.00
FEE1117	School Improve 2011	0.00	
RCPT	Receipt	0.00	2,088,638.09
RXFR	Transfer (Regular)	105,800.28	4,150.62
WARR	Warrants	1,986,988.31	0.00
			-0.12
FEE1131	Special Ed V-IB 2011	0.00	
RCPT	Receipt	0.00	146.88
RXFR	Transfer (Regular)	146.88	0.00
			0.00
FEE1217	School Impr 1003G 2012§19-5-	0.00	
RCPT	Receipt	0.00	2,122,676.98
WARR	Warrants	2,122,676.98	0.00
			0.00
FEE1223	Homeless Ed 2012 §19-5-104	0.00	
RCPT	Receipt	0.00	561.51
RXFR	Transfer (Regular)	561.51	0.00
			0.00
FEE1231	Special Ed VI-B 2012 §19-5-104	0.00	
RCPT	Receipt	0.00	2,196.76
RXFR	Transfer (Regular)	2,196.76	0.00
			0.00
FEE1252	Impr Teacher 2012 §19-5-104	-33.60	
RXFR	Transfer (Regular)	33.60	0.00
			0.00
FEE1254	21st Century 2012 §19-5-104	0.00	
RCPT	Receipt	0.00	79.92
RXFR	Transfer (Regular)	79.92	0.00
			0.00
FEE1317	School Imp 1003(g)201319-5-1	0.00	
RCPT	Receipt	0.00	4,270,283.68
RXFR	Transfer (Regular)	74,926.08	0.00
WARR	Warrants	4,195,357.56	0.00
			-0.04
FEE1323	Homeless Ed 2013 19-5-104	0.00	
RCPT	Receipt	0.00	503.24
RXFR	Transfer (Regular)	5,300.70	5,300.70
WARR	Warrants	503.24	0.00
			0.00
FEE1331	Spec Ed VI-B 2013 19-5-104	-17,101.71	
RCPT	Receipt	0.00	7,235,811.17
RXFR	Transfer (Regular)	539,297.68	14,049.03
WARR	Warrants	6,727,664.23	0.00
			0.00
FEE1332	Spec Ed Preschool 201319-5-1	-2,176.78	
RCPT	Receipt	0.00	26,058.64

Fund Transaction by Type

Start Date:7/1/14 End Date:6/30/15

Fund	Fund Description	Beginning Balance	Ending Balance
Type	Type Description	Debits	Credits
RXFR	Transfer (Regular)	22,355.33	0.09
WARR	Warrants	5,880.18	0.00
			0.00
FEE1335	Title I 2013 19-5-104	-5,902.50	
RCPT	Receipt	0.00	733,473.74
RXFR	Transfer (Regular)	13,723.23	162,091.62
WARR	Warrants	887,744.63	0.00
			0.00
FEE1352	Imp Teacher Qual 2013 19-5-10	-10,563.73	
RCPT	Receipt	0.00	817,007.66
RXFR	Transfer (Regular)	71,879.61	20,953.46
WARR	Warrants	776,645.24	0.00
			0.00
FEE1354	21st Cent Learn 2013 19-5-104	0.00	
RCPT	Receipt	0.00	86,957.91
RXFR	Transfer (Regular)	4,007.30	3,677.30
WARR	Warrants	86,627.91	0.00
			0.00
FEE1356	Rural/Low Income 2013 19-5-1	0.00	
RCPT	Receipt	0.00	90,480.71
RXFR	Transfer (Regular)	21,839.56	0.00
WARR	Warrants	68,641.15	0.00
			0.00
FEE1358	Eng Lang Learners 201319-5-1	0.00	
RCPT	Receipt	0.00	25,233.94
WARR	Warrants	25,233.94	0.00
			0.00
FEE1361	Math/Science Part 201319-5-10	0.00	
RCPT	Receipt	0.00	899,357.37
RXFR	Transfer (Regular)	3,941.71	33,376.90
WARR	Warrants	928,792.56	0.00
			0.00
FEE1415	HIV - 2014 (0500)	-2,145.87	
RCPT	Receipt	0.00	170,282.49
RXFR	Transfer (Regular)	24,664.08	3,578.07
WARR	Warrants	151,342.35	0.00
			0.00
FEE1417	School Improvement 1003(g) 2	0.00	
RCPT	Receipt	0.00	317,279.70
RXFR	Transfer (Regular)	62,761.20	837.78
WARR	Warrants	255,356.22	0.00
			-0.06
FEE1423	Homeless Education 2014	-0.10	
RCPT	Receipt	0.00	95,226.25
RXFR	Transfer (Regular)	9,171.69	1,220.55
WARR	Warrants	87,275.21	0.00
			0.00
FEE1426	Migrant Education 2014	0.00	
RCPT	Receipt	0.00	3,534,875.25
WARR	Warrants	3,534,875.25	0.00
			0.00

Fund Transaction by Type

Start Date:7/1/14 End Date:6/30/15

Fund	Fund Description	Beginning Balance		Ending Balance
Type	Type Description	Debits	Credits	
FEE1427	Migrant Education Coord 2014			0.00
RCPT	Receipt	0.00	59,500.00	
WARR	Warrants	59,500.00	0.00	
				0.00
FEE1431	Special Education VI-B 2014			0.00
RCPT	Receipt	0.00	37,624,510.67	
RXFR	Transfer (Regular)	471,858.95	21,056.82	
WARR	Warrants	37,173,708.54	0.00	
				0.00
FEE1432	Special Educ Preschool 2014			0.00
RCPT	Receipt	0.00	279,556.07	
RXFR	Transfer (Regular)	0.00	779.72	
WARR	Warrants	280,335.79	0.00	
				0.00
FEE1435	Title I 2014			0.00
RCPT	Receipt	0.00	37,928,377.48	
RXFR	Transfer (Regular)	288,545.40	211,188.76	
WARR	Warrants	37,836,550.84	0.00	
				-14,470.00
FEE1439	Title I Neglected & Delinq 2014			0.00
RCPT	Receipt	0.00	216,078.63	
RXFR	Transfer (Regular)	155,861.63	0.00	
WARR	Warrants	60,217.00	0.00	
				0.00
FEE1452	Impr Teacher Quality IIA 2014			0.00
RCPT	Receipt	0.00	7,693,420.08	
RXFR	Transfer (Regular)	55,389.71	130,292.17	
WARR	Warrants	7,768,322.54	0.00	
				0.00
FEE1454	21st Century Learning 2014			0.00
RCPT	Receipt	0.00	2,281,086.82	
RXFR	Transfer (Regular)	18,956.71	3,812.63	
WARR	Warrants	2,265,942.74	0.00	
				0.00
FEE1456	Rural and Low Income 2014			-9,141.99
RCPT	Receipt	0.00	883,311.84	
RXFR	Transfer (Regular)	21,839.56	21,839.56	
WARR	Warrants	892,453.83	0.00	
				0.00
FEE1458	English Language Learners 20			0.00
RCPT	Receipt	0.00	1,210,742.59	
WARR	Warrants	1,210,742.59	0.00	
				0.00
FEE1461	Math & Science Partnership 20			0.00
RCPT	Receipt	0.00	1,502,621.00	
RXFR	Transfer (Regular)	33,376.90	0.00	
WARR	Warrants	1,469,244.10	0.00	
				0.00
FEE1463	Promise 2014 (0500)			-140,997.84
RCPT	Receipt	0.00	3,007,912.54	
WARR	Warrants	3,148,910.38	0.00	

Fund Transaction by Type

Start Date:7/1/14

End Date:6/30/15

Fund	Fund Description	Beginning Balance		Ending Balance
Type	Type Description	Debits	Credits	
				0.00
FEE1464	Deaf Program 2014			0.00
RCPT	Receipt	0.00	106,531.97	
RXFR	Transfer (Regular)	120,926.40	20,954.43	
WARR	Warrants	6,560.00	0.00	
				0.00
FEE1515	HIV 2015 CFDA 93.079			0.00
RCPT	Receipt	0.00	189,293.18	
RXFR	Transfer (Regular)	87,371.70	7,216.15	
WARR	Warrants	105,203.05	0.00	
				-3,934.58
FEE1523	Homeless Educ 2015 CFDA 84			0.00
RCPT	Receipt	0.00	622,922.97	
RXFR	Transfer (Regular)	73,771.47	1,097.66	
WARR	Warrants	550,249.15	0.00	
				-0.01
FEE1526	Migrant Educ CFDA 84.011 20			0.00
RCPT	Receipt	0.00	1,557,028.23	
WARR	Warrants	1,557,028.23	0.00	
				0.00
FEE1531	Sp Ed VI-B 2015 CFDA 84.027			0.00
RCPT	Receipt	0.00	76,019,905.17	
RXFR	Transfer (Regular)	1,726,393.95	41,393.77	
WARR	Warrants	74,295,760.14	0.00	
				-39,144.85
FEE1532	Sp Ed Preschool 2015 CFDA84			0.00
RCPT	Receipt	0.00	5,023,132.49	
RXFR	Transfer (Regular)	779.72	782.22	
WARR	Warrants	5,023,134.99	0.00	
				0.00
FEE1535	Title 1-2015 CFDA 84.010			0.00
RCPT	Receipt	0.00	115,889,821.01	
RXFR	Transfer (Regular)	210,244.29	116,224.65	
WARR	Warrants	115,795,801.37	0.00	
				0.00
FEE1539	Negl & Delinq CFDA 84.013 20			0.00
RCPT	Receipt	0.00	330,933.25	
RXFR	Transfer (Regular)	210,674.26	0.00	
WARR	Warrants	120,258.99	0.00	
				0.00
FEE1552	Imp Teach Qual CFDA84.367 2			0.00
RCPT	Receipt	0.00	13,378,424.86	
RXFR	Transfer (Regular)	12,093.60	1,781.12	
WARR	Warrants	13,368,112.38	0.00	
				0.00
FEE1554	21CCLC-2015 CFDA 84.287			0.00
RCPT	Receipt	0.00	9,794,526.85	
WARR	Warrants	9,767,644.13	0.00	
				-26,882.72
FEE1556	Rural & Low Inc 2015 CFDA84.			0.00
RCPT	Receipt	0.00	2,115,279.31	

Fund Transaction by Type

Start Date:7/1/14 End Date:6/30/15

Fund	Fund Description	Beginning Balance		Ending Balance
Type	Type Description	Debits	Credits	
WARR	Warrants	2,115,279.31	0.00	0.00
FEE1557	St Assessment CFDA 84.369 2	0.00		
RCPT	Receipt	0.00	4,991,978.00	
WARR	Warrants	4,991,978.00	0.00	0.00
FEE1558	Engl Lang Learn 2015 CFDA84	0.00		
RCPT	Receipt	0.00	2,299,809.52	
WARR	Warrants	2,299,809.52	0.00	0.00
FEE1561	Math & Sci Part CFDA84.366 2	0.00		
RCPT	Receipt	0.00	109,440.37	
WARR	Warrants	109,440.37	0.00	0.00
FEE2009	Elem & Secnd Ed-Refunds to f	-252.36		
RCPT	Receipt	0.00	230,184.05	
RXFR	Transfer (Regular)	1,772.00	11,671.66	
WARR	Warrants	240,095.69	0.00	-240.38
FEE2027	ADE NCES	-10,794.05		
RCPT	Receipt	0.00	6,521.00	
RXFR	Transfer (Regular)	383.59	0.00	
WARR	Warrants	3,533.87	0.00	-13,397.59
FEE203Z	ADE- Federal Operations	-18,196.00		
RXFR	Transfer (Regular)	693,340.27	693,340.28	-18,196.01
FEE9999	Federal Com Adm 04	-23,546.25		
RCPT	Receipt	0.00	1,915,050.35	
RXFR	Transfer (Regular)	1,266,547.92	1,015.77	
WARR	Warrants	667,088.20	0.00	-5,976.25
FEEARR2	Ed Jobs ARRA (0500)	-0.01		
RXFR	Transfer (Regular)	0.01	0.00	0.00
FEEARRA	USDE ARRA-10 (0500)	-36,846.72		
RCPT	Receipt	0.00	124,255.48	
RXFR	Transfer (Regular)	183,493.80	38,277.86	
WARR	Warrants	15,886.26	0.00	0.00
FEL0100	AR St Library-LSTA	-221,778.83		
RCPT	Receipt	0.00	92,394.00	
RXFR	Transfer (Regular)	94,289.30	71.40	
WARR	Warrants	219,954.93	0.00	0.00
FEL0200	St Library LSTA 2002 Award	0.00		
RCPT	Receipt	0.00	1,550,055.24	
RXFR	Transfer (Regular)	298,906.31	6.07	
WARR	Warrants	1,037,783.29	0.00	-213,371.71

Fund Transaction by Type

Start Date:7/1/14 End Date:6/30/15

Fund	Fund Description	Beginning Balance		Ending Balance
Type	Type Description	Debits	Credits	
FEM0100	VT Fed Eqpt & Trng-Oprs	-18,961.99		
RXFR	Transfer (Regular)	0.00	1,237.51	
				-20,199.50
FER0200	ACTI Wtr Sys Maint Act 206 13	-85,687.26		
RCPT	Receipt	0.00	4,065,000.00	
RXFR	Transfer (Regular)	1,329,000.00	620,000.00	
WARR	Warrants	3,440,515.12	0.00	
				-1,172.14
FER0300	ACTI Armory Maint Act 206 13	-15,606.73		
RCPT	Receipt	0.00	2,993,000.00	
RXFR	Transfer (Regular)	89,000.00	281,000.00	
WARR	Warrants	3,198,474.08	0.00	
				-2,132.65
FER0400	ACTI Facility Maint Act 206 13	0.00		
RCPT	Receipt	0.00	400,000.00	
RXFR	Transfer (Regular)	400,000.00	0.00	
				0.00
FER0500	AR Promise Grant (0520)	0.00		
RCPT	Receipt	0.00	228,326.23	
RXFR	Transfer (Regular)	191,307.06	21,619.40	
WARR	Warrants	55,922.94	0.00	
				-2,715.63
FES0600	Active Shooter TrngEquip (09	0.00		
RCPT	Receipt	0.00	47.66	
RXFR	Transfer (Regular)	12,464.41	13,235.77	
				-819.02
FEV0100	Fed Vocational Ed-Oprs	-242,818.24		
RCPT	Receipt	0.00	10,575,127.47	
RXFR	Transfer (Regular)	1,118,886.37	136,773.55	
WARR	Warrants	9,783,176.80	0.00	
				-52,656.09
FEV0500	TANF Ark Works Pilot (0590)	-6,475.37		
RXFR	Transfer (Regular)	34,389.21	43,101.97	
WARR	Warrants	15,188.13	0.00	
				0.00
FEV0700	WorkCollegeAccessChallenge	-14,784.13		
RCPT	Receipt	0.00	912,126.88	
WARR	Warrants	904,917.71	0.00	
				-21,993.30
FEV0800	WIA Incentive Grant (0590)	-98,943.19		
RXFR	Transfer (Regular)	4,712.75	4,712.75	
WARR	Warrants	98,943.19	0.00	
				0.00
FEV0900	TANF from DWS for JAG ACT	0.00		
RXFR	Transfer (Regular)	0.00	144,402.16	
WARR	Warrants	68,675.66	0.00	
				-75,726.50
FEW0100	Fed Vet Apprv Ag-Vet Approv	-461,374.11		
RCPT	Receipt	0.00	303,736.97	
RXFR	Transfer (Regular)	245,980.59	0.00	
WARR	Warrants	39,731.91	0.00	

Fund Transaction by Type

Start Date:7/1/14 End Date:6/30/15

Fund	Fund Description	Beginning Balance		Ending Balance
Type	Type Description	Debits	Credits	
				-479,398.58
FFA3561	AR Agri Dept L/P National Anii	-70,015.00		
RCPT	Receipt	0.00	210,000.00	
RXFR	Transfer (Regular)	222,681.35	124.88	
WARR	Warrants	6,846.98	0.00	
				-50,611.55
FFA3564	AR Agri L/P NPIP/LPAI	-133,951.75		
RCPT	Receipt	0.00	532,666.60	
RXFR	Transfer (Regular)	391,369.64	13.67	
WARR	Warrants	109,900.43	0.00	
				-165,361.95
FFA3565	Low Path Avian Influenza § 19	-100.00		
RXFR	Transfer (Regular)	100.00	0.00	
				0.00
FFA9901	DFA US Dept Agri Econ Assts	-76,024.31		
RCPT	Receipt	0.00	530,259.66	
WARR	Warrants	376,245.37	0.00	
				-230,038.60
FFC0000	ABC Enforcement Federal	-4,143.89		
RXFR	Transfer (Regular)	206.73	0.00	
WARR	Warrants	40.00	0.00	
				-3,897.16
FFC0001		0.00		
RCPT	Receipt	0.00	11,853.75	
				-11,853.75
FHA1001	Federal Indirect Cost	-1,013,838.81		
RXFR	Transfer (Regular)	588,735.91	1,005,318.09	
WARR	Warrants	268,250.19	0.00	
				-1,162,170.80
FHB1324	CN Section 201-2013 (0500)	0.00		
RCPT	Receipt	0.00	96,023.06	
RXFR	Transfer (Regular)	102,884.98	60,043.89	
WARR	Warrants	53,032.68	0.00	
				-149.29
FHB1326	Child Nutrition Dir (0500)	0.00		
RCPT	Receipt	0.00	688,509.20	
RXFR	Transfer (Regular)	296,106.33	3,900.83	
WARR	Warrants	396,303.70	0.00	
				0.00
FHB1327	CN DirCert Perf 2014 (0500)	0.00		
RXFR	Transfer (Regular)	581.30	284,329.00	
WARR	Warrants	5,839.99	0.00	
				-277,907.71
FHB1340	ChildNutritionMeals201319-5-1	0.00		
RCPT	Receipt	0.00	45,345.16	
RXFR	Transfer (Regular)	47,679.25	2,334.09	
				0.00
FHB1421	Child Nutr State Adm Exp 2014	-540.78		
RCPT	Receipt	0.00	977,969.65	
RXFR	Transfer (Regular)	746,930.83	17,704.91	

Fund Transaction by Type

Start Date:7/1/14 End Date:6/30/15

Fund	Fund Description	Beginning Balance		Ending Balance
Type	Type Description	Debits	Credits	
WARR	Warrants	249,045.49	0.00	-239.02
FHB1425	Child Nutrition FFVP 2014	-13,335.45		
RCPT	Receipt	0.00	968,022.04	
RXFR	Transfer (Regular)	24,985.27	13,636.14	
WARR	Warrants	970,008.36	0.00	0.00
FHB1440	Child Nutrition Meals 2014	0.00		
RCPT	Receipt	0.00	50,494,733.62	
RXFR	Transfer (Regular)	44,393.71	397,586.07	
WARR	Warrants	50,847,925.98	0.00	0.00
FHB1521	Cn St Admin Exp-2015 CFDA 1	0.00		
RCPT	Receipt	0.00	979,445.31	
RXFR	Transfer (Regular)	651,251.39	17,481.29	
WARR	Warrants	345,272.43	0.00	-402.78
FHB1525	CN FFVP 2015 CFDA 10.582 20	0.00		
RCPT	Receipt	0.00	1,375,347.12	
RXFR	Transfer (Regular)	44,661.09	1,951.73	
WARR	Warrants	1,315,452.04	0.00	-17,185.72
FHB1540	CN Meals CFDA 10.555 2015	0.00		
RCPT	Receipt	0.00	122,135,354.49	
RXFR	Transfer (Regular)	635,406.29	0.00	
WARR	Warrants	121,499,948.20	0.00	0.00
FHB2024	NSLP FY13 EquipAssistGr (05	0.00		
RCPT	Receipt	0.00	427,817.00	
WARR	Warrants	427,817.00	0.00	0.00
FHB203Z	Federal School Food Holding	0.00		
RXFR	Transfer (Regular)	2,334.09	385,136.64	
WARR	Warrants	351,321.51	0.00	-31,481.04
FHB2224	CN Section 201-2012 (0500)	0.00		
RCPT	Receipt	0.00	7,876.61	
RXFR	Transfer (Regular)	13,058.58	10,394.07	
WARR	Warrants	5,181.97	0.00	-30.13
FHB2240	Child Nutrition 2012 §19-5-104	0.00		
RCPT	Receipt	0.00	647.21	
RXFR	Transfer (Regular)	2,906.59	2,326.34	
WARR	Warrants	66.96	0.00	0.00
FHBZZZZ	Child Nutrition Oper (0500)	-5,014.98		
RXFR	Transfer (Regular)	23,514.86	23,514.86	-5,014.98
FHC0400	AETN InfrastructMaintAct 257	0.00		
RCPT	Receipt	0.00	63,497.00	
RXFR	Transfer (Regular)	2,416.57	1,012.11	

Fund Transaction by Type

Start Date:7/1/14 End Date:6/30/15

Fund	Fund Description	Beginning Balance		Ending Balance
Type	Type Description	Debits	Credits	
WARR	Warrants	62,092.54	0.00	0.00
FHH0226	Arts Council 2008 (0870)	-71,406.83		
RCPT	Receipt	0.00	662,150.00	
RXFR	Transfer (Regular)	82,495.19	0.00	
WARR	Warrants	616,557.60	0.00	-34,504.04
FHH0401	DAH-NHC Federal Dev	-316,123.58		
RCPT	Receipt	0.00	168,765.44	
RXFR	Transfer (Regular)	143,906.77	0.00	
WARR	Warrants	126,567.95	0.00	-214,414.30
FHH0901	Federal Grant IMLS (0873)	-20,887.23		
RXFR	Transfer (Regular)	13,486.50	0.00	
WARR	Warrants	5,811.12	0.00	-1,589.61
FHP2012	DAH-AHPP Federal Fund Accc	-600.00		
RXFR	Transfer (Regular)	600.00	0.00	0.00
FHP2013	DAH-AHPP Fed Survey&Plan (-2,477.09		
RXFR	Transfer (Regular)	0.17	0.00	
WARR	Warrants	2,476.92	0.00	0.00
FHP2014	Federal Survey&Plan Gr (877)	-156,676.96		
RCPT	Receipt	0.00	468,653.00	
RXFR	Transfer (Regular)	404,301.69	3,670.60	
WARR	Warrants	224,698.87	0.00	0.00
FHP2015	FederalGrant Act 718 (0877)	0.00		
RCPT	Receipt	0.00	100,000.00	-100,000.00
FHT0000	Health Info Tech 19-5-104	-15,867.88		
RXFR	Transfer (Regular)	2,535.88	0.00	
WARR	Warrants	13,332.00	0.00	0.00
FHT0100	SHARE CAH/SRH Connect (06	0.00		
RADJ	Receipt Adjustment	10,000.00	0.00	
RCPT	Receipt	0.00	88,500.00	
RXFR	Transfer (Regular)	0.00	75.00	
WARR	Warrants	78,575.00	0.00	0.00
FHT0200	SHARE-IAPD Act 285 14 S5	0.00		
RCPT	Receipt	0.00	2,961,015.00	
RXFR	Transfer (Regular)	0.00	170,350.00	
WARR	Warrants	2,121,671.69	0.00	-1,009,693.31
FID0100	Ins Dept Fed-Health Info Co	-427.00		
WARR	Warrants	427.00	0.00	0.00
FID0300	Medicare-MIPPA-2 (0425)	-30,735.36		

Fund Transaction by Type

Start Date:7/1/14 End Date:6/30/15

Fund	Fund Description	Beginning Balance		Ending Balance
Type	Type Description	Debits	Credits	
RCPT	Receipt	0.00	120,112.53	
RXFR	Transfer (Regular)	57,519.37	0.00	
WARR	Warrants	88,746.40	0.00	
				-4,582.12
FID0500	SHIIP ACL (0425)	-1,643.67		
RCPT	Receipt	0.00	536,320.13	
RXFR	Transfer (Regular)	175,990.11	0.00	
WARR	Warrants	359,345.66	0.00	
				-2,628.03
FID0600	MIPPA-3	0.00		
RCPT	Receipt	0.00	108,850.00	
WARR	Warrants	107,250.00	0.00	
				-1,600.00
FID1100	INS Health Prem Rate Rev (0425)	-1,186.80		
RCPT	Receipt	0.00	416,106.88	
RXFR	Transfer (Regular)	250,875.45	0.00	
WARR	Warrants	166,381.90	0.00	
				-36.33
FID1101	Fed Grant Rate RevwIII (0425)	-39,333.33		
RCPT	Receipt	0.00	1,627,596.98	
WARR	Warrants	1,666,930.31	0.00	
				0.00
FID1201	Insc Level 1 Coop Agree (0425)	-1,459.61		
RCPT	Receipt	0.00	1,207,313.54	
RXFR	Transfer (Regular)	308,978.81	0.00	
WARR	Warrants	899,794.34	0.00	
				0.00
FID1202	Level One B Co-op Agreement	-7,742.68		
RCPT	Receipt	0.00	436,114.33	
RXFR	Transfer (Regular)	283,175.35	315,796.00	
WARR	Warrants	316,960.25	0.00	
				-159,517.41
FID1203	Level One C Coop Agree (0425)	-218,260.94		
RCPT	Receipt	0.00	910,998.52	
RXFR	Transfer (Regular)	428,581.52	0.00	
WARR	Warrants	700,663.80	0.00	
				-14.14
FID1204	ACA-FID Ins Level One (0425)	-86,676.39		
RCPT	Receipt	0.00	1,849,981.88	
RXFR	Transfer (Regular)	126,284.44	0.00	
WARR	Warrants	1,804,468.81	0.00	
				-5,905.02
FID1205	ACA Level One "E" (0425)	0.00		
RCPT	Receipt	0.00	2,839,138.10	
RXFR	Transfer (Regular)	315,796.00	0.00	
WARR	Warrants	2,523,342.10	0.00	
				0.00
FIGS000	DFA IGS Fed Grants	-17,210.16		
RADJ	Receipt Adjustment	0.00	13,354.92	
RCPT	Receipt	0.00	286,181.34	
RXFR	Transfer (Regular)	236,407.32	0.12	

Fund Transaction by Type

Start Date:7/1/14 End Date:6/30/15

Fund	Fund Description	Beginning Balance	Ending Balance
Type	Type Description	Debits	Credits
WARR	Warrants	57,718.33	0.00
			-22,620.89
FIGS001	DFA IGS JAG TRUST FUND	-1,390,777.77	
DXFR	Transfer (Deduction)	0.00	18,315.63
RCPT	Receipt	0.00	2,338,950.70
RXFR	Transfer (Regular)	322,151.89	1,641.22
WARR	Warrants	2,746,373.35	0.00
			-681,160.08
FIT0101	AR Agri Forest Rur Fire Equip	-145,822.93	
RADJ	Receipt Adjustment	194,594.43	0.00
RCPT	Receipt	0.00	366,400.11
WARR	Warrants	105,359.87	0.00
			-212,268.74
FIT0901	AR Agri Dept Forest Fire Mitig	-116,066.01	
RCPT	Receipt	0.00	364,553.55
RXFR	Transfer (Regular)	0.00	96,002.04
WARR	Warrants	436,239.67	0.00
			-140,381.93
FIT1201	AR Agri Dept Forestry Nat'l Fir	-75,924.86	
RADJ	Receipt Adjustment	0.00	194,594.43
RCPT	Receipt	0.00	698,344.15
RXFR	Transfer (Regular)	458,672.31	0.00
WARR	Warrants	202,505.44	0.00
			-307,685.69
FIT1501	AR Agri Forestry Pine Beetle F	-45,623.87	
RCPT	Receipt	0.00	344,121.80
RXFR	Transfer (Regular)	0.00	17.50
WARR	Warrants	173,750.95	0.00
			-216,012.22
FIT1601	AR Agri Dept Forestry Wildlan	-11,609.40	
WARR	Warrants	11,609.40	0.00
			0.00
FIT1701	AR Agri Dept Forestry Legacy	-19,422.89	
RCPT	Receipt	0.00	26,846.82
WARR	Warrants	8,482.48	0.00
			-37,787.23
FIT1901	Agri AFC Silvicultural Non Poi	-56,554.88	
RCPT	Receipt	0.00	7,864.50
RXFR	Transfer (Regular)	0.00	117.88
WARR	Warrants	33,280.06	0.00
			-31,257.20
FJD0100	Jud Dept Fed-1DA Special Adv	-0.01	
RXFR	Transfer (Regular)	0.01	0.00
			0.00
FJD0300	Jud Dept Fed-1JS AV Mediatio	-18,054.54	
RCPT	Receipt	0.00	79,546.79
RXFR	Transfer (Regular)	39,548.13	10,000.00
WARR	Warrants	54,841.66	0.00
			-13,211.54
FJD0600	Jud Dept Fed Trng Research	-6,491.77	
RCPT	Receipt	0.00	496,407.90

Fund Transaction by Type

Start Date:7/1/14 End Date:6/30/15

Fund	Fund Description	Beginning Balance		Ending Balance
Type	Type Description	Debits	Credits	
RXFR	Transfer (Regular)	161,191.13	0.00	
WARR	Warrants	304,119.93	0.00	
				-37,588.61
FJD0900	JJustice StdentLoanRepay (00	-1,497.86		
WARR	Warrants	905.92	0.00	
				-591.94
FJD1300	Domestic Violence Resch (002	-20.02		
RXFR	Transfer (Regular)	52,888.90	57,825.82	
WARR	Warrants	4,938.11	0.00	
				-18.83
FJD1500	CaseMgt CDLConvictionRep (I	-69,283.09		
RCPT	Receipt	0.00	235,160.39	
WARR	Warrants	304,443.48	0.00	
				0.00
FJD1600	Benton HOPE Grant (0023)	-1,229.85		
RCPT	Receipt	0.00	309,799.28	
RXFR	Transfer (Regular)	51,766.16	0.00	
WARR	Warrants	245,958.78	0.00	
				-13,304.19
FJD1700	Youth Advocacy Grant (0023)	-2,751.28		
RCPT	Receipt	0.00	27,500.00	
RXFR	Transfer (Regular)	19,571.93	410.00	
WARR	Warrants	11,020.31	0.00	
				-69.04
FJD1800	Fostering FuturesTrng (0023)	-3,380.11		
RCPT	Receipt	0.00	36,700.00	
RXFR	Transfer (Regular)	16,952.80	410.00	
WARR	Warrants	22,815.94	0.00	
				-721.37
FJD1900	Drug Ct Capacity BldProj (002:	-26,011.24		
RCPT	Receipt	0.00	286,536.46	
RXFR	Transfer (Regular)	0.00	0.01	
WARR	Warrants	306,813.47	0.00	
				-5,734.24
FJD2000	OVW Crtr Trng & Imprv Prog 00	0.00		
RCPT	Receipt	0.00	10,694.70	
WARR	Warrants	10,174.92	0.00	
				-519.78
FKA0000	AR Emerg Mngt-Fed	-3,985.89		
RXFR	Transfer (Regular)	18,818.89	18,857.05	
				-4,024.05
FKA0906	ADEM ODP (0995)	0.00		
RCPT	Receipt	0.00	205.84	
WARR	Warrants	205.84	0.00	
				0.00
FKA1009	ADEM ODP 09 (0995)	0.00		
RCPT	Receipt	0.00	235.65	
WARR	Warrants	235.65	0.00	
				0.00
FKA1103	Flood Mitigation Asst 10 (0995	-11,120.08		

Fund Transaction by Type

Start Date:7/1/14 End Date:6/30/15

Fund	Fund Description	Beginning Balance		Ending Balance
Type	Type Description	Debits	Credits	
RXFR	Transfer (Regular)	970.84	978.43	
WARR	Warrants	5.69	0.00	
				-11,121.98
FKA1108	Homestead Security Grant (09	-10.00		
RCPT	Receipt	0.00	180.76	
RXFR	Transfer (Regular)	0.00	27.81	
WARR	Warrants	218.57	0.00	
				0.00
FKA1206	Hazard Material EmPrepTrn 09	-14,630.40		
RCPT	Receipt	0.00	765,394.58	
RXFR	Transfer (Regular)	787,435.16	342,603.35	
WARR	Warrants	335,193.17	0.00	
				0.00
FKA1207	EMAC Capabilities Proj (0995)	0.00		
RXFR	Transfer (Regular)	0.00	24.53	
WARR	Warrants	24.53	0.00	
				0.00
FKA1208	PreDisaster Mitigation (0995)	-7,892.82		
RCPT	Receipt	0.00	157.57	
RXFR	Transfer (Regular)	7,818.41	3,751.24	
WARR	Warrants	3,983.22	0.00	
				0.00
FKA1302	EMPG Soft (0995)	0.00		
RXFR	Transfer (Regular)	0.00	109.07	
WARR	Warrants	109.07	0.00	
				0.00
FKA1303	HMEP-T (0995)	0.00		
RXFR	Transfer (Regular)	0.00	34.22	
WARR	Warrants	34.22	0.00	
				0.00
FKA1305	ODP 12 (0995)	-3,104.65		
RCPT	Receipt	0.00	61,212.60	
RXFR	Transfer (Regular)	23,632.71	2,007.53	
WARR	Warrants	42,692.07	0.00	
				0.00
FKA1306	NEHRP 12 (0995)	0.00		
RCPT	Receipt	0.00	10,306.81	
RXFR	Transfer (Regular)	7,343.05	2,735.86	
WARR	Warrants	5,699.62	0.00	
				0.00
FKA1307	PDM-C 12 (0995)	0.00		
RCPT	Receipt	0.00	1,049.82	
RXFR	Transfer (Regular)	1,080.07	2,161.42	
WARR	Warrants	1,081.35	0.00	
				-1,049.82
FKA1308	LPDM 11 (0995)	-40,877.34		
RCPT	Receipt	0.00	630,961.76	
RXFR	Transfer (Regular)	118,499.89	16,919.91	
WARR	Warrants	508,515.75	0.00	
				-61,743.37
FKA1401	EMAC 13 (0995)	0.00		

Fund Transaction by Type

Start Date:7/1/14 End Date:6/30/15

Fund	Fund Description	Beginning Balance		Ending Balance
Type	Type Description	Debits	Credits	
RXFR	Transfer (Regular)	0.00	193.30	
WARR	Warrants	193.30	0.00	
				0.00
FKA1402	State & Local ImplGr (0995)	-1,533.50		
RCPT	Receipt	0.00	311,780.65	
RXFR	Transfer (Regular)	263,748.44	5,253.98	
WARR	Warrants	54,464.55	0.00	
				-355.14
FKA1403	HMEP Training (0995)	4,755.77		
RCPT	Receipt	0.00	84,971.35	
RXFR	Transfer (Regular)	7,549.18	16,623.14	
WARR	Warrants	89,289.54	0.00	
				0.00
FKA1404	HMEP Planning (0995)	7,258.08		
RCPT	Receipt	0.00	21,853.48	
RXFR	Transfer (Regular)	17,790.91	7,570.29	
WARR	Warrants	4,374.78	0.00	
				0.00
FKA1405	Emer Mgmt Perf (0995)	-57,617.61		
RCPT	Receipt	0.00	745,245.30	
RXFR	Transfer (Regular)	8,411.65	3,751.72	
WARR	Warrants	798,202.98	0.00	
				0.00
FKA1406	Emer Mgmt Pert SOFT (0995)	-7,162.41		
RCPT	Receipt	0.00	248,770.34	
RXFR	Transfer (Regular)	23,124.08	17,835.31	
WARR	Warrants	242,317.87	0.00	
				-8,326.11
FKA1407	ODP 13 (0995)	-1,625.92		
RCPT	Receipt	0.00	2,534,394.15	
RXFR	Transfer (Regular)	387,888.51	16,163.74	
WARR	Warrants	2,162,044.76	0.00	
				-2,250.54
FKA1501	HMEP Trng 15 (0995)	0.00		
RCPT	Receipt	0.00	76,447.39	
RXFR	Transfer (Regular)	11,954.89	0.00	
WARR	Warrants	65,568.98	0.00	
				1,076.48
FKA1502	HMEP Planning (0995)	0.00		
RCPT	Receipt	0.00	34,742.15	
RXFR	Transfer (Regular)	32,769.21	0.00	
WARR	Warrants	5,021.08	0.00	
				3,048.14
FKA1505	ODP 14 SHSGP Subs (0995)	0.00		
RCPT	Receipt	0.00	1,005,417.02	
RXFR	Transfer (Regular)	171,031.51	0.00	
WARR	Warrants	632,896.32	0.00	
				-201,489.19
FKA1509	PDM-C 13	0.00		
RCPT	Receipt	0.00	108,549.65	
WARR	Warrants	53,397.11	0.00	

Fund Transaction by Type

Start Date:7/1/14

End Date:6/30/15

Fund	Fund Description	Beginning Balance	Ending Balance	
Type	Type Description	Debits	Credits	
				-55,152.54
FKA1510	EMPG Locals 14 (0995)	0.00		
RCPT	Receipt	0.00	704,087.09	
WARR	Warrants	636,435.30	0.00	
				-67,651.79
FKA1511	EMPG Soft 14 (0995)	0.00		
RCPT	Receipt	0.00	67,484.38	
WARR	Warrants	63,102.10	0.00	
				-4,382.28
FKE0100	AED-SEP Federal Plan	-507,267.47		
RCPT	Receipt	0.00	818,961.54	
RXFR	Transfer (Regular)	514,173.48	200,000.32	
WARR	Warrants	540,651.50	0.00	
				-471,404.35
FKE0500	Weatherization Prog-ACT 1111	-465.47		
RCPT	Receipt	0.00	1,581,418.95	
RXFR	Transfer (Regular)	211,436.72	337,657.11	
WARR	Warrants	1,696,577.86	0.00	
				-11,526.95
FKE0600	Low Income Eng Asst Act 111	-205,421.05		
RXFR	Transfer (Regular)	151,915.61	3,771,145.29	
WARR	Warrants	3,641,503.46	0.00	
				-183,147.27
FKM3700	2010 Dev Dis Council 64/09	-13,961.86		
WARR	Warrants	13,961.86	0.00	
				0.00
FKM3800	2011 DDPC	-11,405.76		
RXFR	Transfer (Regular)	0.00	162,412.24	
WARR	Warrants	169,068.00	0.00	
				-4,750.00
FKM3900	Dev Disabilities 2012 19-5-104	-44,479.71		
RCPT	Receipt	0.00	33,124.71	
RXFR	Transfer (Regular)	124,238.18	231,650.63	
WARR	Warrants	185,016.87	0.00	
				0.00
FKM4000	2013 Dev Disability 19-5-104	-9,196.77		
RADJ	Receipt Adjustment	270.90	270.90	
RCPT	Receipt	0.00	153,612.04	
RXFR	Transfer (Regular)	251,062.44	281,223.97	
SPEC	Special Reversing Entry	270.90	270.90	
WARR	Warrants	171,663.44	0.00	
				-21,306.90
FKM4100	2014 Dev Disabilities Council	-10,018.73		
RADJ	Receipt Adjustment	488.34	488.34	
RCPT	Receipt	0.00	361,153.19	
RXFR	Transfer (Regular)	419,363.93	87,294.28	
SPEC	Special Reversing Entry	488.34	488.34	
WARR	Warrants	37,080.39	0.00	
				-2,021.88
FKM4200	Dev Disab Council Act 250 '14	0.00		
RCPT	Receipt	0.00	258,205.74	

Fund Transaction by Type

Start Date:7/1/14 End Date:6/30/15

Fund	Fund Description	Beginning Balance		Ending Balance
Type	Type Description	Debits	Credits	
RXFR	Transfer (Regular)	165,832.32	200.00	
WARR	Warrants	69,311.41	0.00	
				-23,262.01
FLA8401	ICAC 12	-4,074.96		
RCPT	Receipt	0.00	333,657.40	
RXFR	Transfer (Regular)	34,748.32	676.57	
WARR	Warrants	275,943.19	0.00	
				-27,717.42
FLA8700	Fusion Center 11 ACT 284 12	-1,406.78		
RXFR	Transfer (Regular)	322,537.29	366,677.26	
WARR	Warrants	45,546.75	0.00	
				0.00
FLA8701	SHSP/LETPA Bomb Squad 11	0.00		
RCPT	Receipt	0.00	65.48	
RXFR	Transfer (Regular)	3,630.34	325,810.88	
WARR	Warrants	322,246.02	0.00	
				0.00
FLA8900	Fusion Center 12 Act 284 12	-992.23		
RXFR	Transfer (Regular)	0.00	6,303.50	
WARR	Warrants	7,295.73	0.00	
				0.00
FLA8950	FUSION 13 (0960)	0.00		
RXFR	Transfer (Regular)	0.00	67,911.28	
WARR	Warrants	65,785.49	0.00	
				-2,125.79
FLA8951	BOMB 13 (0960)	0.00		
RXFR	Transfer (Regular)	0.00	18,775.78	
WARR	Warrants	18,357.29	0.00	
				-418.49
FLA8960	Fusion 14 (0960)	0.00		
RADJ	Receipt Adjustment	75.00	0.00	
RCPT	Receipt	0.00	75.00	
SDIS	Distribution (Special Fund)	0.00	0.00	
SPEC	Special Reversing Entry	75.00	75.00	
				0.00
FLA8961	Bomb 14 (0960)	0.00		
RXFR	Transfer (Regular)	0.00	86,660.92	
WARR	Warrants	83,347.41	0.00	
				-3,313.51
FLA8962	SWAT 14 (0960)	0.00		
RXFR	Transfer (Regular)	0.00	73,432.10	
WARR	Warrants	73,246.10	0.00	
				-186.00
FMD0000	ADEM-Disaster Relief Fed	-152,267.95		
RXFR	Transfer (Regular)	69,337.16	63,044.57	
				-145,975.36
FMD0700	ADEM Disaster Relief Pa1528-	0.00		
RXFR	Transfer (Regular)	26.23	26.23	
				0.00
FMD0902	ADEM 1793 DRPA (0995)	0.00		

Fund Transaction by Type

Start Date:7/1/14 End Date:6/30/15

Fund	Fund Description	Beginning Balance		Ending Balance
Type	Type Description	Debits	Credits	
RCPT	Receipt	0.00	2,069.38	
WARR	Warrants	2,069.38	0.00	
				0.00
FMD0903	ADEM 1804 (0995)			0.00
RCPT	Receipt	0.00	2,069.38	
WARR	Warrants	2,069.38	0.00	
				0.00
FMD0904	ADEM 1819 DRPA (0995)			-22,032.52
RCPT	Receipt	0.00	2,151,914.36	
RXFR	Transfer (Regular)	59,459.15	34,888.66	
WARR	Warrants	2,140,734.32	0.00	
				-8,642.07
FMD0905	ADEM 1834 DR PA (0995)			-30.37
RCPT	Receipt	0.00	5,263.85	
RXFR	Transfer (Regular)	3,656.97	441.74	
WARR	Warrants	2,078.99	0.00	
				0.00
FMD1002	1845 DR PA			-29.59
RCPT	Receipt	0.00	8,509.80	
RXFR	Transfer (Regular)	5,585.78	1,195.56	
WARR	Warrants	4,149.17	0.00	
				0.00
FMD1006	ADEM 1819 DR HM (0995)			-9,554.83
RCPT	Receipt	0.00	1,141,798.12	
RXFR	Transfer (Regular)	34,048.09	8,165.74	
WARR	Warrants	1,120,211.75	0.00	
				-5,258.85
FMD1007	ADEM 1834 DR HM (0995)			-58.19
RCPT	Receipt	0.00	43,855.54	
RXFR	Transfer (Regular)	10,872.23	4,482.03	
WARR	Warrants	37,523.53	0.00	
				0.00
FMD1008	ADEM 1845 DR HM (0995)			-0.64
RCPT	Receipt	0.00	5,209.81	
RXFR	Transfer (Regular)	13,748.29	8,562.64	
WARR	Warrants	24.80	0.00	
				0.00
FMD1009	ADEM 1861 DR PA (0995)			-35.95
RCPT	Receipt	0.00	6,166.26	
RXFR	Transfer (Regular)	4,666.81	545.92	
WARR	Warrants	2,081.32	0.00	
				0.00
FMD1010	ADEM 1872 (DRPA) (0620)			-33.28
RCPT	Receipt	0.00	5,953.82	
RXFR	Transfer (Regular)	4,483.12	575.27	
WARR	Warrants	2,079.25	0.00	
				0.00
FMD1011	ADEM 1861 DR HM (0995)			-53.30
RADJ	Receipt Adjustment	0.00	143,184.87	
RCPT	Receipt	0.00	238,935.07	
RXFR	Transfer (Regular)	15,435.02	6,632.96	

Fund Transaction by Type

Start Date:7/1/14 End Date:6/30/15

Fund	Fund Description	Beginning Balance	Ending Balance
Type	Type Description	Debits	Credits
WARR	Warrants	368,380.72	0.00
			-4,990.46
FMD1012	ADEM 1872 DR HM (0995)	-31.73	
RCPT	Receipt	0.00	2,899.48
RXFR	Transfer (Regular)	4,434.61	1,510.66
WARR	Warrants	7.26	0.00
			0.00
FMD1101	1975 Disaster Relief (0995)	-1,342.37	
RADJ	Receipt Adjustment	143,184.87	0.00
RCPT	Receipt	0.00	1,304,570.16
RXFR	Transfer (Regular)	765,583.28	28,852.19
WARR	Warrants	425,996.57	0.00
			0.00
FMD1202	1975 Disaster Relief (0995)	-3,085.45	
RCPT	Receipt	0.00	2,071,862.02
RXFR	Transfer (Regular)	22,307.48	4,073.95
WARR	Warrants	1,748,754.55	0.00
			-307,959.39
FMD1203	Disaster Relief (0995)	-5,630.29	
RCPT	Receipt	0.00	4,146.23
RXFR	Transfer (Regular)	5,036.10	887.49
WARR	Warrants	5,627.91	0.00
			0.00
FMD1301	Disaster Relf Pub Assist (0995)	0.00	
RCPT	Receipt	0.00	411,941.33
RXFR	Transfer (Regular)	539.48	285.50
WARR	Warrants	411,532.52	0.00
			-154.83
FMD1302	Disaster Rel Haz Mitig (0995)	-0.23	
RCPT	Receipt	0.00	379,224.27
RXFR	Transfer (Regular)	2,376.62	60,803.09
WARR	Warrants	401,094.05	0.00
			-36,556.92
FMD1401	DisasterRelPubAssist (0995)	-149.02	
RCPT	Receipt	0.00	2,109,675.49
RXFR	Transfer (Regular)	88,088.20	8,416.75
WARR	Warrants	2,030,153.06	0.00
			0.00
FMD1402	4143 Disaster RelfAssist (0995)	-305.21	
RCPT	Receipt	0.00	1,063,125.32
RXFR	Transfer (Regular)	54,813.96	164,894.83
WARR	Warrants	1,173,511.40	0.00
			0.00
FMD1403	4124 DisasterRelfHazMitg (099)	-12.40	
RCPT	Receipt	0.00	186,488.54
RXFR	Transfer (Regular)	5,209.41	23,128.23
WARR	Warrants	203,286.85	0.00
			-1,132.91
FMD1404	4143 DisasterRelfHazMitg (099)	0.00	
RCPT	Receipt	0.00	51,051.20
RXFR	Transfer (Regular)	4,012.12	666.62

Fund Transaction by Type

Start Date:7/1/14 End Date:6/30/15

Fund	Fund Description	Beginning Balance	Ending Balance	
Type	Type Description	Debits	Credits	
WARR	Warrants	47,705.70	0.00	0.00
FMD1405	4160 Disaster PublAssist (099)	-331.55		
RCPT	Receipt	0.00	4,934,049.42	
RXFR	Transfer (Regular)	726,912.16	41,493.01	
WARR	Warrants	4,248,354.82	0.00	-607.00
FMD1406	Dis Rel Public Assist (0995)	-71.43		
RCPT	Receipt	0.00	7,194,935.43	
RXFR	Transfer (Regular)	432,147.99	39,726.84	
WARR	Warrants	6,802,585.71	0.00	0.00
FMD1409	DisRel HazMitigation (0995)	0.00		
RCPT	Receipt	0.00	3,696.42	
RXFR	Transfer (Regular)	5,432.57	2,199.87	
WARR	Warrants	463.72	0.00	0.00
FMD2900	ADEM Dr Public Assist 1516-0	0.00		
RCPT	Receipt	0.00	32,015.87	
RXFR	Transfer (Regular)	8,206.83	8,206.83	
WARR	Warrants	32,015.87	0.00	0.00
FMD3100	ADEM 1744 DRPA (0995)	-1.56		
RCPT	Receipt	0.00	7,347.14	
RXFR	Transfer (Regular)	4,103.39	1,261.79	
WARR	Warrants	4,214.54	0.00	-292.56
FMD3600	ADEM 1751 DR PA (0995)	-29.48		
RCPT	Receipt	0.00	57,724.10	
RXFR	Transfer (Regular)	14,417.49	3,009.45	
WARR	Warrants	15,094.49	0.00	-31,251.05
FMD3700	ADEM 1751 DR HM (0995)	0.00		
RXFR	Transfer (Regular)	367.65	367.65	0.00
FMD9200	ADEM-1354 DR PA-90%	0.00		
RXFR	Transfer (Regular)	64,709.00	64,709.00	0.00
FMD9500	ADEM-1354 DR HM-SUB ADM	-37.82		
RXFR	Transfer (Regular)	102.53	102.53	-37.82
FMF0100	Fed-Armory Assist	-166,692.08		
WARR	Warrants	144,067.70	0.00	-22,624.38
FMF0300	Fed-275 Trng Site	505,868.46		
COFF	Checks Charged Off	19.37	0.00	
RCPT	Receipt	0.00	24,396,006.86	
RXFR	Transfer (Regular)	565.51	124,112.07	
WARR	Warrants	24,888,043.40	0.00	874,377.81

Fund Transaction by Type

Start Date:7/1/14 End Date:6/30/15

Fund	Fund Description	Beginning Balance		Ending Balance
Type	Type Description	Debits	Credits	
FMF0700	Fed-270 Trng Site	271,148.30		
RCPT	Receipt	0.00	12,346,401.60	
RXFR	Transfer (Regular)	10,273,159.46	1,891.36	
WARR	Warrants	1,748,065.69	0.00	
				-55,919.51
FMF2200	Fed-Ft Chaffee Salary	-26,562.05		
RCPT	Receipt	0.00	3,665,454.99	
RXFR	Transfer (Regular)	3,231,740.81	0.00	
WARR	Warrants	494,264.84	0.00	
				33,988.61
FMF2300	Fed-Ft Chaffee Exp	170,590.82		
RCPT	Receipt	0.00	7,343,242.78	
RXFR	Transfer (Regular)	300.00	53,851.90	
WARR	Warrants	7,825,536.66	0.00	
				599,332.80
FMF3500	Fed-PEC Conf Ctr	-52,556.69		
RCPT	Receipt	0.00	3,225.17	
WARR	Warrants	6,780.17	0.00	
				-49,001.69
FMF960Z	Searcy Field Maint 505/09	-1,010,311.04		
RCPT	Receipt	0.00	1,573,505.11	
WARR	Warrants	2,583,816.15	0.00	
				0.00
FNA2300	DOL OSHA Fed Grant 03	-44,978.68		
RCPT	Receipt	0.00	1,166,300.00	
RXFR	Transfer (Regular)	857,693.36	10,490.67	
WARR	Warrants	261,439.99	0.00	
				-102,636.00
FNA3300	ADL MSHA Fed 03	0.00		
RCPT	Receipt	0.00	115,341.00	
RXFR	Transfer (Regular)	61,300.10	960.37	
WARR	Warrants	40,789.90	0.00	
				-14,211.37
FNA4300	ADL BLS Fed 03	-10,584.45		
RCPT	Receipt	0.00	99,200.00	
RXFR	Transfer (Regular)	63,941.02	341.67	
WARR	Warrants	27,550.24	0.00	
				-18,634.86
FNM0900	Moving Ahead Act 285 14 S5	0.00		
RCPT	Receipt	0.00	109,448.45	
RXFR	Transfer (Regular)	140,268.88	30,854.67	
				-34.24
FNMARRA	Address Point Mapping (0472)	-11,064.74		
RCPT	Receipt	0.00	27,177.15	
RXFR	Transfer (Regular)	27,177.15	0.00	
WARR	Warrants	8,900.00	0.00	
				-2,164.74
FPC0300	OPC-JohnRJusticeGrPrg (002)	0.00		
RCPT	Receipt	0.00	31,908.00	
WARR	Warrants	31,908.00	0.00	
				0.00

Fund Transaction by Type

Start Date:7/1/14 End Date:6/30/15

Fund	Fund Description	Beginning Balance	Ending Balance	
Type	Type Description	Debits	Credits	
FPF1100	Perkins Welding Grant (0485)	-160.00		
RCPT	Receipt	0.00	33,086.00	
WARR	Warrants	31,029.36	0.00	
				-2,216.64
FPF1200	RSAT (0485)	-62,318.67		
RXFR	Transfer (Regular)	57,845.19	42,985.75	
WARR	Warrants	1,403.04	0.00	
				-46,056.19
FPF1300	AR StateWide Planning Gr (0485)	-3,251.26		
RCPT	Receipt	0.00	15,951.30	
RXFR	Transfer (Regular)	11,717.38	0.00	
WARR	Warrants	4,021.16	0.00	
				-3,464.02
FPF1400	US Marshal East Grant (0485)	-13,049.91		
RCPT	Receipt	0.00	16,660.08	
RXFR	Transfer (Regular)	26,394.25	0.00	
				-3,315.74
FPF1500	Benton Hope (0485)	-49,285.29		
RCPT	Receipt	0.00	133,452.46	
RXFR	Transfer (Regular)	114,448.79	0.00	
WARR	Warrants	47,861.33	0.00	
				-20,427.63
FPF1600	AR Drug Crt Cap Bldg Prj (0485)	-4,489.53		
RCPT	Receipt	0.00	113,065.24	
RXFR	Transfer (Regular)	97,554.03	0.00	
WARR	Warrants	15,031.23	0.00	
				-4,969.51
FPF1700	Beyond the Walls Grant (0485)	-51,086.92		
RCPT	Receipt	0.00	92,240.34	
RXFR	Transfer (Regular)	127,571.85	34,225.38	
WARR	Warrants	24,384.17	0.00	
				-25,596.62
FPF1800	DCC PREA GrAct 218 (0485)	0.00		
RXFR	Transfer (Regular)	0.00	51,594.19	
WARR	Warrants	28,514.60	0.00	
				-23,079.59
FPFARRA	DCC ARRA (0485)	-3,037.48		
RXFR	Transfer (Regular)	3,037.48	0.00	
				0.00
FPT0000	Parks & Tourism-Federal	-9,072.47		
WARR	Warrants	9,072.47	0.00	
				0.00
FPT0100	PT-SCORP Oprs	-330,339.79		
RCPT	Receipt	0.00	23,465.75	
RXFR	Transfer (Regular)	82.70	92.34	
WARR	Warrants	19,559.70	0.00	
				-334,255.48
FPT0200	PT-SCORP Grnts	-41.16		
RCPT	Receipt	0.00	147,938.33	
WARR	Warrants	147,938.33	0.00	

Fund Transaction by Type

Start Date:7/1/14 End Date:6/30/15

Fund	Fund Description	Beginning Balance	Ending Balance	
Type	Type Description	Debits	Credits	
FSC1700	SW-Non Point Grnts Ind-(455)	-141,571.93		-41.16
RXFR	Transfer (Regular)	459,133.14	634,885.44	
WARR	Warrants	209,192.27	0.00	
				-108,131.96
FSC2013	ANRC Dam Safety (0455)	-51,224.43		
RCPT	Receipt	0.00	123,521.31	
RXFR	Transfer (Regular)	42,967.78	62,863.87	
WARR	Warrants	103,916.39	0.00	
				-90,725.44
FSC2014	ANRC DamSafety (0455)	0.00		
RXFR	Transfer (Regular)	10,415.13	40,103.91	
WARR	Warrants	6,545.36	0.00	
				-23,143.42
FSC3010	ANRC NonPoint FY2010 (0455)	-198,869.60		
RCPT	Receipt	0.00	117,177.66	
RXFR	Transfer (Regular)	300,919.47	302.16	
WARR	Warrants	15,242.49	0.00	
				-187.46
FSC3111	ANRC Nonpt Source Poll (0455)	0.00		
RCPT	Receipt	0.00	553,074.39	
WARR	Warrants	553,074.39	0.00	
				0.00
FSC3212	ANRC NP SourcePoll Ctrl (0455)	0.00		
RCPT	Receipt	0.00	65,900.00	
WARR	Warrants	65,900.00	0.00	
				0.00
FSC3311	NonPoint Pollution Ctrl (0455)	0.00		
RCPT	Receipt	0.00	659,489.30	
WARR	Warrants	648,802.60	0.00	
				-10,686.70
FSC3313	ANRC NP Source Poll Contrl 2	0.00		
RCPT	Receipt	0.00	1,034,268.45	
WARR	Warrants	1,020,892.45	0.00	
				-13,376.00
FSC3314	ANRC Nonpoint (0455)	0.00		
RCPT	Receipt	0.00	415,962.47	
RXFR	Transfer (Regular)	317,110.13	25,000.00	
WARR	Warrants	109,087.61	0.00	
				-14,764.73
FSC4013	ANRC FEMA FY13 (0455)	-234,382.88		
RXFR	Transfer (Regular)	234,382.88	0.00	
				0.00
FSC4014	ANRC FEMA Fiscal 14 (0455)	-84,827.69		
RCPT	Receipt	0.00	239,915.00	
RXFR	Transfer (Regular)	486,559.14	200,000.00	
WARR	Warrants	38,183.55	0.00	
				0.00
FSC4015	ANRC FEMA Fiscal 15 (0455)	0.00		
RXFR	Transfer (Regular)	100,030.26	250,701.98	

Fund Transaction by Type

Start Date:7/1/14 End Date:6/30/15

Fund	Fund Description	Beginning Balance		Ending Balance
Type	Type Description	Debits	Credits	
WARR	Warrants	29,884.05	0.00	
				-120,787.67
FSC4021	ANRC FEMA RepFloodClaim (-55,026.61		
RXFR	Transfer (Regular)	317.38	0.00	
WARR	Warrants	3,878.36	0.00	
				-50,830.87
FSC4030	ANRC FEMA CTP (0455)	-94,738.23		
RCPT	Receipt	0.00	538,928.89	
RXFR	Transfer (Regular)	0.00	125,000.00	
WARR	Warrants	599,661.03	0.00	
				-159,006.09
FSC4031	ANRC Flood Mgmt Assist (045	0.00		
RXFR	Transfer (Regular)	0.00	25,000.00	
				-25,000.00
FSC5M00	Clean Water Grant FY10 (0455)	-754,478.07		
RCPT	Receipt	0.00	680,000.00	
RXFR	Transfer (Regular)	869,489.30	0.00	
WARR	Warrants	186,541.34	0.00	
				-378,447.43
FSC7812	ANRC Wetland Grant HGM	-4,369.54		
RCPT	Receipt	0.00	54,064.91	
RXFR	Transfer (Regular)	42,500.00	0.00	
WARR	Warrants	11,648.96	0.00	
				-4,285.49
FSD0100	Dis Determination-Oprs	-543,600.66		
FORG	Forgery	0.00	82.46	
RCPT	Receipt	0.00	44,432,569.85	
RXFR	Transfer (Regular)	27,178,436.86	1,691.61	
WARR	Warrants	17,241,838.41	0.00	
				-557,669.31
FSK3300	Spinal Cord-CAPPS 4th Yr	-67,348.19		
RXFR	Transfer (Regular)	266.73	0.00	
WARR	Warrants	19,674.37	0.00	
				-47,407.09
FSS0200	Sos Fed Hava Title li (0063)	-197.20		
DXFR	Transfer (Deduction)	0.00	8.03	
RCPT	Receipt	0.00	824.52	
RXFR	Transfer (Regular)	0.00	1.86	
				-1,031.61
FSS0300	Sos Election Assist/Disabled-(0.00		
DXFR	Transfer (Deduction)	0.00	1.86	
RCPT	Receipt	0.00	3,555.00	
RXFR	Transfer (Regular)	1.86	0.00	
WARR	Warrants	3,555.00	0.00	
				0.00
FSS0800	2008 HAVA TITLE III (0063)	-745,695.11		
DXFR	Transfer (Deduction)	0.00	6,663.56	
RCPT	Receipt	0.00	8,966.67	
				-761,325.34
FSS0900	2009 HAVA TITLS III (0063)	-991,694.60		
DXFR	Transfer (Deduction)	0.00	8,771.04	

Fund Transaction by Type

Start Date:7/1/14 End Date:6/30/15

Fund	Fund Description	Beginning Balance		Ending Balance
Type	Type Description	Debits	Credits	
				-1,000,465.64
FSS1000	2010 HAVA Title III EAC (0063)	-682,909.81		
DXFR	Transfer (Deduction)	0.00	6,040.01	
				-688,949.82
FST0200	Sci & Tech-AR Mfg Ext Ntwk	-18,247.65		
RCPT	Receipt	0.00	1,199,593.98	
RXFR	Transfer (Regular)	576,554.86	60,005.00	
WARR	Warrants	534,840.78	0.00	
				-166,450.99
FST0500	EPSCoR ASSET II Federal	-50,223.11		
RCPT	Receipt	0.00	3,990,417.48	
RXFR	Transfer (Regular)	237,939.33	10,688.78	
WARR	Warrants	3,643,682.90	0.00	
				-169,707.14
FST0600	EPSCoR RII Trk2PitBioimage0	0.00		
RCPT	Receipt	0.00	337,868.96	
RXFR	Transfer (Regular)	11,439.08	6,883.14	
WARR	Warrants	182,965.07	0.00	
				-150,347.95
FTC7300	Crowley's Ridge TI-Fed-ABE	-731.11		
RXFR	Transfer (Regular)	92,695.55	102,888.26	
WARR	Warrants	10,426.46	0.00	
				-497.36
FTN7300	Northwest TI-Fed ABE	-30,416.60		
RXFR	Transfer (Regular)	237,954.97	269,854.23	
WARR	Warrants	38,307.18	0.00	
				-24,008.68
FVD0000	Victimes Justice Assistance	-56,872.35		
RADJ	Receipt Adjustment	13,354.92	0.00	
RCPT	Receipt	0.00	6,827,624.53	
RXFR	Transfer (Regular)	450,968.95	2,460.00	
WARR	Warrants	6,384,851.51	0.00	
				-37,781.50
FVV0300	NLR Cemetery Columbarium (I	-28,268.19		
RXFR	Transfer (Regular)	56,536.38	28,268.19	
				0.00
FVV0500	NLRCemetery Expansion (038:	0.00		
RCPT	Receipt	0.00	1,021,768.77	
WARR	Warrants	1,021,768.77	0.00	
				0.00
FWF0000	Dept of Human Svcs-Federal	-12,292,729.26		
RCPT	Receipt	0.00	131,706,758.68	
RXFR	Transfer (Regular)	123,086,139.38	0.00	
				-20,913,348.56
FWF0100	Dept Of Human Svcs-Hldg Acc	-8,312,664.04		
RCPT	Receipt	0.00	1,700,042.19	
RXFR	Transfer (Regular)	1,438,423.69	1,563,582.21	
				-10,137,864.75
FWF0200	Dept of Human Svcs-DYS Grnt	-694,071.34		
RCPT	Receipt	0.00	3,548,502.34	

Fund Transaction by Type

Start Date:7/1/14 End Date:6/30/15

Fund	Fund Description	Beginning Balance		Ending Balance
Type	Type Description	Debits	Credits	
RXFR	Transfer (Regular)	56,520.00	363,587.61	
WARR	Warrants	4,112,314.69	0.00	
				-437,326.60
FWF0400	County Oprs-Shelter Plus Care	-42,724.20		
RCPT	Receipt	0.00	1,765,627.70	
WARR	Warrants	1,797,321.41	0.00	
				-11,030.49
FWF0700	DHS-Mental Hlth-Block Grnts	-330,057.15		
RCPT	Receipt	0.00	5,410,927.96	
WARR	Warrants	5,549,155.34	0.00	
				-191,829.77
FWF2100	County Oprs-Homeless	-198,984.26		
RCPT	Receipt	0.00	1,212,192.30	
WARR	Warrants	1,262,512.30	0.00	
				-148,664.26
FWF2900	County Oprs-Emerg Food	-98,903.73		
RCPT	Receipt	0.00	808,715.89	
WARR	Warrants	796,861.11	0.00	
				-110,758.51
FWF3000	DHS-DCCECE-Sp Nutrition Prg	-59,312.02		
COFF	Checks Charged Off	7,377.82	0.00	
RCPT	Receipt	0.00	71,470,481.10	
WARR	Warrants	71,405,236.18	0.00	
				-117,179.12
FWF3400	County Oprs-Emerg Assist	-400,439.92		
RCPT	Receipt	0.00	26,990,850.25	
RXFR	Transfer (Regular)	3,623,630.55	10,471.13	
WARR	Warrants	22,674,100.29	0.00	
				-1,104,030.46
FWF4400	County Oprs-Vietnamese Refg	-106,113.61		
RCPT	Receipt	0.00	1,944.00	
RXFR	Transfer (Regular)	81.00	0.00	
WARR	Warrants	1,782.00	0.00	
				-106,194.61
FWF5400	DHS-Crippled Children	-291,106.08		
RCPT	Receipt	0.00	8.84	
RXFR	Transfer (Regular)	34,476.17	649,070.66	
WARR	Warrants	599,501.23	0.00	
				-306,208.18
FWF6900	DHS-DCCECE-Childhood Gar	-1,914,411.08		
RCPT	Receipt	0.00	25,902,015.43	
RXFR	Transfer (Regular)	0.00	2,197,072.67	
WARR	Warrants	27,953,748.77	0.00	
				-2,059,750.41
FWS0000	Fed Grants Workforce Svs (08)	0.00		
RCPT	Receipt	0.00	210,845.32	
WARR	Warrants	210,845.32	0.00	
				0.00
FYP0000	Dept of Envir Quality-Fed	-759,193.64		
RCPT	Receipt	0.00	7,910,351.82	
RXFR	Transfer (Regular)	4,609,154.29	34,498.83	

Fund Transaction by Type

Start Date:7/1/14 End Date:6/30/15

Fund	Fund Description	Beginning Balance		Ending Balance
Type	Type Description	Debits	Credits	
WARR	Warrants	2,563,199.03	0.00	
				-1,531,690.97
GAD0000	General Rev Allotment Reserv	-79,040,676.67		
GDIS	Distribution (General Fund)	0.00	191,626,734.14	
RXFR	Transfer (Regular)	17,605,569.96	8,469,688.33	
				-261,531,529.18
GADHOLD	GR Allot Reserve Set Aside	0.00		
RXFR	Transfer (Regular)	9,084,532.14	9,097,459.55	
				-12,927.41
GPR0100	AR Real Property Reappraisal	0.00		
RXFR	Transfer (Regular)	291,867.66	14,900,706.18	
WARR	Warrants	14,608,838.52	0.00	
				0.00
HAD0000	AR Agriculture Dept §19-5-302	0.00		
AXFR	Advance Transfer	0.00	7,826,914.64	
GDIS	Distribution (General Fund)	0.00	10,072,877.36	
RXFR	Transfer (Regular)	19,324,949.97	1,454,300.81	
				-29,142.84
HAD0100	AAD ALPC §19-5-302(14)	-17,504.85		
RXFR	Transfer (Regular)	3,692,311.10	4,296,321.73	
WARR	Warrants	616,917.28	0.00	
				-4,598.20
HAD0200	AAD AFC §19-5-302(14)	-337,211.88		
RCPT	Receipt	0.00	1,113.90	
RXFR	Transfer (Regular)	7,091,376.28	9,987,768.92	
WARR	Warrants	2,928,101.97	0.00	
				-306,616.45
HAD0300	AAD PB §19-5-302(14)	-131,314.88		
RCPT	Receipt	0.00	3,481.18	
RXFR	Transfer (Regular)	2,063,304.08	2,597,317.41	
WARR	Warrants	655,452.94	0.00	
				-13,356.45
HAD0400	AAD Secretary Office (0400)	-111,386.62		
RCPT	Receipt	0.00	2,663.98	
RXFR	Transfer (Regular)	946,022.18	1,140,788.14	
WARR	Warrants	288,281.51	0.00	
				-20,535.05
HCA0000	ADC Inmate Care/Custody	0.00		
AXFR	Advance Transfer	0.00	219,114,982.69	
GDIS	Distribution (General Fund)	0.00	103,196,313.31	
RXFR	Transfer (Regular)	380,700,563.00	58,389,267.00	
				0.00
HCA0100	ADC Inmate Care/Custody	-1,348,508.89		
RCPT	Receipt	0.00	1,221,056.92	
RXFR	Transfer (Regular)	232,926,384.73	368,035,396.26	
WARR	Warrants	133,824,400.27	0.00	
				-3,854,177.07
HCA0200	ADC Inmate Care/Custoday-04	0.00		
RXFR	Transfer (Regular)	0.00	2,650,000.00	
WARR	Warrants	351,108.00	0.00	
				-2,298,892.00

Fund Transaction by Type

Start Date:7/1/14 End Date:6/30/15

Fund	Fund Description	Beginning Balance		Ending Balance
Type	Type Description	Debits	Credits	
HCACOMP	Holiday Comp Supplemental			
RXFR	Transfer (Regular)	11,000,000.00	11,000,000.00	
				0.00
HCP0000	Dept Community Correction			
AXFR	Advance Transfer	0.00	44,341,550.44	
GDIS	Distribution (General Fund)	0.00	32,592,536.56	
RXFR	Transfer (Regular)	93,591,902.43	16,657,815.43	
				0.00
HCP0100	Dept Community Correction			
		-639,235.63		
RADJ	Receipt Adjustment	100.00	100.00	
RCPT	Receipt	0.00	461,689.49	
RXFR	Transfer (Regular)	55,241,887.26	78,078,937.65	
SDIS	Distribution (Special Fund)	0.00	24,194.01	
SPEC	Special Reversing Entry	26,813.56	0.00	
WARR	Warrants	23,877,791.55	0.00	
				-57,564.41
HCP1100	Tobacco Cessation DHS (0485			
		-501.00		
RXFR	Transfer (Regular)	501.00	0.00	
				0.00
HEG0000	Higher Education Grants			
		-9,618,153.65		
AXFR	Advance Transfer	0.00	5,528,503.43	
GDIS	Distribution (General Fund)	0.00	34,488,962.57	
RXFR	Transfer (Regular)	49,629,415.04	15,569,606.04	
				-15,575,810.65
HEG0100	HE Dentistry Scholarships			
		-425,100.00		
RCPT	Receipt	0.00	23,148.68	
RXFR	Transfer (Regular)	143,000.00	2,825,500.00	
WARR	Warrants	3,130,743.02	0.00	
				-5.66
HEG0101	HE Dental Loans			
		-225,000.00		
RCPT	Receipt	0.00	86,621.99	
				-311,621.99
HEG0300	HE Optometry Scholarships			
		-45,000.00		
RCPT	Receipt	0.00	5,000.00	
RXFR	Transfer (Regular)	0.00	452,000.00	
WARR	Warrants	491,600.00	0.00	
				-10,400.00
HEG0400	HE Veterinary Scholarships			
		0.00		
RXFR	Transfer (Regular)	0.00	1,139,700.00	
WARR	Warrants	1,139,392.00	0.00	
				-308.00
HEG0600	HE Chiropractic Scholarship			
		-92,497.00		
RXFR	Transfer (Regular)	0.00	31,000.00	
WARR	Warrants	114,997.00	0.00	
				-8,500.00
HEG0700	HE Podiatry Scholarships			
		-35,000.00		
RXFR	Transfer (Regular)	0.00	5,400.00	
WARR	Warrants	37,400.00	0.00	
				-3,000.00
HEG0800	HE Osteopathy Scholarships			
		-50,000.00		
RXFR	Transfer (Regular)	0.00	44,500.00	

Fund Transaction by Type

Start Date:7/1/14 End Date:6/30/15

Fund	Fund Description	Beginning Balance	Ending Balance
Type	Type Description	Debits	Credits
WARR	Warrants	94,500.00	0.00
			0.00
HEG7022	HE Teacher Retraining	-466,152.50	
RCPT	Receipt	0.00	27,060.86
RXFR	Transfer (Regular)	0.00	1,181,260.00
WARR	Warrants	732,273.14	0.00
			-942,200.22
HEG7024	HE National Guard Tuition	-2,305.80	
RCPT	Receipt	0.00	53,876.00
RXFR	Transfer (Regular)	0.00	1,375,000.00
WARR	Warrants	1,392,700.00	0.00
			-38,481.80
HEG7025	HE Tuition Adjustment	0.00	
RXFR	Transfer (Regular)	350,000.00	350,000.00
			0.00
HEG7026	High Ed-Math Sci Ln Tcher-(70	-31,597.55	
RCPT	Receipt	0.00	1,483.56
			-33,081.11
HEG7028	HE Junior/Senior Minority	0.00	
RCPT	Receipt	0.00	10,429.82
			-10,429.82
HEG7029	HE AR Geo Minority Teacher	-137.37	
RXFR	Transfer (Regular)	0.00	67,750.00
WARR	Warrants	67,500.00	0.00
			-387.37
HEG7030	HE POW/MIA Depend Scholar	-352,858.53	
RCPT	Receipt	0.00	881.53
RXFR	Transfer (Regular)	100,000.00	197,200.00
WARR	Warrants	448,044.36	0.00
			-2,895.70
HEG7032	He-Sreb Minority Doctoral Sch	0.00	
RXFR	Transfer (Regular)	0.00	175,000.00
			-175,000.00
HEG7033	HE Minority Masters Scholar	0.00	
RCPT	Receipt	0.00	10,234.22
			-10,234.22
HEG7034	HE Dependents Law Enforcem	-105,246.25	
RCPT	Receipt	0.00	2,077.64
RXFR	Transfer (Regular)	0.00	191,500.00
WARR	Warrants	292,125.61	0.00
			-6,698.28
HEG7036	HE Academic Challenge	-71,208.59	
RXFR	Transfer (Regular)	0.00	19,930,000.00
WARR	Warrants	20,000,000.00	0.00
			-1,208.59
HEG7037	HE Governors Scholar Prog	-2,109,343.64	
RCPT	Receipt	0.00	7,327.00
RXFR	Transfer (Regular)	430,000.00	11,781,600.00
WARR	Warrants	13,463,747.50	0.00
			-4,523.14

Fund Transaction by Type

Start Date:7/1/14 End Date:6/30/15

Fund	Fund Description	Beginning Balance		Ending Balance
Type	Type Description	Debits	Credits	
HEG7038	HE Workforce Improvement	-12,479.44		
RCPT	Receipt	0.00	76,185.90	
RXFR	Transfer (Regular)	0.00	2,952,200.00	
WARR	Warrants	3,010,202.00	0.00	
				-30,663.34
HEG7039	ADHE Targeted Teacher Dev (0.00		
RCPT	Receipt	0.00	163,286.53	
				-163,286.53
HEG7040	HE SURF § 19-5-302(11)	-6,886.57		
RCPT	Receipt	0.00	31,429.74	
RXFR	Transfer (Regular)	3,000.00	140,505.04	
WARR	Warrants	149,535.10	0.00	
				-26,286.25
HEG7042	HE Opportunities Act 1229/07	-9,251.18		
RCPT	Receipt	0.00	25,417.83	
RXFR	Transfer (Regular)	0.00	5,277,300.00	
WARR	Warrants	5,307,210.32	0.00	
				-4,758.69
HEG7043	Washington Ctr Scholar Act 1:	0.00		
RXFR	Transfer (Regular)	0.00	24,000.00	
WARR	Warrants	24,000.00	0.00	
				0.00
HEG7044	ADHE WEB BASED APP (0700	-19,134.35		
RXFR	Transfer (Regular)	0.00	250,500.00	
WARR	Warrants	269,547.55	0.00	
				-86.80
HEG7045	Single Parent Schol 1116/09	0.00		
RXFR	Transfer (Regular)	0.00	175,000.00	
WARR	Warrants	175,000.00	0.00	
				0.00
HEG7047	Scholarship Adm 1116/09	-20,564.35		
RCPT	Receipt	0.00	413,426.83	
RXFR	Transfer (Regular)	321,142.58	110,000.00	
WARR	Warrants	217,390.56	0.00	
				-5,458.04
HEG7048	ADHE-State Teacher ED (0700]	-533,357.34		
RCPT	Receipt	0.00	28,538.35	
RXFR	Transfer (Regular)	0.00	1,528,500.00	
WARR	Warrants	971,107.13	0.00	
				-1,119,288.56
HGA0000	Parks & Tourism	0.00		
AXFR	Advance Transfer	0.00	16,159,205.73	
GDIS	Distribution (General Fund)	0.00	7,639,220.27	
RXFR	Transfer (Regular)	25,954,665.13	2,156,239.13	
				0.00
HGA0100	Parks & Tourism	-357,902.11		
RCPT	Receipt	0.00	1,417.75	
RXFR	Transfer (Regular)	20,334,830.00	24,076,098.22	
WARR	Warrants	4,062,358.28	0.00	
				-38,229.80
HGA0200	Parks & Tourism History Comi	-13,829.43		

Fund Transaction by Type

Start Date:7/1/14 End Date:6/30/15

Fund	Fund Description	Beginning Balance		Ending Balance
Type	Type Description	Debits	Credits	
RCPT	Receipt	0.00	383.62	
RXFR	Transfer (Regular)	1,118,688.58	1,799,760.53	
WARR	Warrants	683,525.65	0.00	
				-11,759.35
HLP0101	Livestock & Poultry § 19-5-302			0.00
RXFR	Transfer (Regular)	0.00	15,000.00	
WARR	Warrants	13,000.00	0.00	
				-2,000.00
HMA0000	Dept Environmental Quality			0.00
AXFR	Advance Transfer	0.00	291,481.10	
GDIS	Distribution (General Fund)	0.00	4,121,258.90	
RXFR	Transfer (Regular)	4,412,740.00	0.00	
				0.00
HMA0100	Dept Environmental Quality			-617,082.85
RCPT	Receipt	0.00	178,591.24	
RXFR	Transfer (Regular)	3,717,460.42	4,414,253.60	
WARR	Warrants	684,645.05	0.00	
				-807,822.22
HMA0200	ADEQ G&F (930)			-351,934.86
RCPT	Receipt	0.00	340,000.00	
RXFR	Transfer (Regular)	254,040.57	0.00	
WARR	Warrants	34,878.90	0.00	
				-403,015.39
HMD0000	State Military Dept			-6.00
AXFR	Advance Transfer	0.00	4,062,643.41	
GDIS	Distribution (General Fund)	0.00	5,750,730.59	
RXFR	Transfer (Regular)	11,361,845.06	1,557,994.78	
				-9,529.72
HMD0100	State Military Dept			-343,106.88
COFF	Checks Charged Off	19.37	0.00	
RCPT	Receipt	0.00	209,786.52	
RXFR	Transfer (Regular)	3,314,732.14	6,063,485.76	
WARR	Warrants	3,190,674.68	0.00	
				-110,952.97
HMD0200	State Military Dept CSTP			-171,623.46
RXFR	Transfer (Regular)	2,668,786.62	3,660,044.64	
WARR	Warrants	1,157,551.25	0.00	
				-5,330.23
HMD0300	State Military Dept YCP			-150,089.83
RCPT	Receipt	0.00	2,080,207.10	
RXFR	Transfer (Regular)	1,871,019.18	930,027.35	
WARR	Warrants	1,172,804.99	0.00	
				-116,500.11
HMD0400	State Military Dept NGCallup			-13,325.41
RCPT	Receipt	0.00	2,797.91	
RXFR	Transfer (Regular)	147,508.37	159,365.81	
WARR	Warrants	17,666.39	0.00	
				-10,314.37
HOA0000	Dept Economic Development			0.00
AXFR	Advance Transfer	0.00	2,016,335.82	
GDIS	Distribution (General Fund)	0.00	10,034,467.18	

Fund Transaction by Type

Start Date:7/1/14 End Date:6/30/15

Fund	Fund Description	Beginning Balance		Ending Balance
Type	Type Description	Debits	Credits	
RXFR	Transfer (Regular)	20,108,112.04	9,369,988.04	
				-1,312,679.00
HOA0100	Dept Economic Development	-776,272.58		
RCPT	Receipt	0.00	1,612.72	
RXFR	Transfer (Regular)	5,944,608.80	23,962,496.10	
WARR	Warrants	4,905,792.92	0.00	
				-13,889,979.68
HQA0000	Higher Education	0.00		
AXFR	Advance Transfer	0.00	225,467.11	
GDIS	Distribution (General Fund)	0.00	3,215,263.89	
RXFR	Transfer (Regular)	3,964,736.62	524,005.62	
				0.00
HQA0100	Higher Education	-329,185.73		
RCPT	Receipt	0.00	7,911.40	
RXFR	Transfer (Regular)	2,666,173.50	4,176,502.82	
WARR	Warrants	1,107,631.68	0.00	
				-739,794.77
HQA0400	ADHE NonRevenue (0700)	-1,293,958.58		
RCPT	Receipt	0.00	512,962.65	
RXFR	Transfer (Regular)	491,601.89	7,100.00	
				-1,322,419.34
HRA0000	Dept AR Heritage	-55,933.37		
AXFR	Advance Transfer	0.00	4,609,023.65	
GDIS	Distribution (General Fund)	0.00	2,040,678.35	
RXFR	Transfer (Regular)	7,720,535.63	1,074,502.26	
				-59,602.00
HRA0101	DAH Central	-46.51		
RXFR	Transfer (Regular)	1,200,449.04	1,337,242.79	
WARR	Warrants	118,048.32	0.00	
				-18,791.94
HRA0201	DAH AAC General Revenue	-4,081.50		
RXFR	Transfer (Regular)	526,820.30	805,521.00	
WARR	Warrants	279,396.56	0.00	
				-3,385.64
HRA0301	DAH Old State House	-721.96		
RXFR	Transfer (Regular)	1,049,114.46	1,308,636.27	
WARR	Warrants	256,769.91	0.00	
				-3,473.86
HRA0401	DAH Natural Heritage	-957.69		
RXFR	Transfer (Regular)	511,786.05	597,934.77	
WARR	Warrants	86,000.56	0.00	
				-1,105.85
HRA0403	DAH-NHC Gas Royalties (0880)	-1,033,862.19		
RCPT	Receipt	0.00	841,889.66	
RXFR	Transfer (Regular)	67,681.44	0.00	
SDIS	Distribution (Special Fund)	0.00	784,489.93	
SPEC	Special Reversing Entry	841,889.66	0.00	
WARR	Warrants	168,585.44	0.00	
				-1,582,085.24
HRA0501	DAH AR Territorial Capitol	-947.26		
RCPT	Receipt	0.00	16,789.00	

Fund Transaction by Type

Start Date:7/1/14 End Date:6/30/15

Fund	Fund Description	Beginning Balance		Ending Balance
Type	Type Description	Debits	Credits	
RXFR	Transfer (Regular)	962,730.06	1,172,243.78	
WARR	Warrants	226,893.78	0.00	
				-356.20
HRA0801	DAH Delta Cultural Center	-624.73		
RCPT	Receipt	0.00	43.43	
RXFR	Transfer (Regular)	516,398.14	638,784.99	
WARR	Warrants	117,547.83	0.00	
				-5,507.18
HRA0901	DAH Mosaic Templar Cultural	-4,730.09		
RCPT	Receipt	0.00	30.34	
RXFR	Transfer (Regular)	496,025.20	785,500.00	
WARR	Warrants	272,878.88	0.00	
				-21,356.35
HSA0000	Department of Labor	0.00		
AXFR	Advance Transfer	0.00	1,731,328.02	
GDIS	Distribution (General Fund)	0.00	1,478,517.98	
RXFR	Transfer (Regular)	3,591,053.61	381,207.61	
				0.00
HSA0100	Department of Labor	-17,586.07		
RCPT	Receipt	0.00	2,292.35	
RXFR	Transfer (Regular)	2,914,224.34	3,774,624.10	
WARR	Warrants	836,607.67	0.00	
				-43,670.51
HSC0000	State Central Services	-39,010,347.64		
CTAX	Claims & Taxes	38,114.22	621.05	
DXFR	Transfer (Deduction)	0.00	181,301,747.23	
RADJ	Receipt Adjustment	7,693.37	642,197.02	
RCPT	Receipt	0.00	14,264,440.25	
RXFR	Transfer (Regular)	272,442,509.78	65,652,475.89	
SDIS	Distribution (Special Fund)	0.00	6,268,812.07	
SPEC	Special Reversing Entry	14,796,831.78	60.00	
				-19,855,552.00
HSC0200	State Central Services House	-30,106.00		
RCPT	Receipt	0.00	1,833.73	
RXFR	Transfer (Regular)	4,002,281.00	4,150,328.99	
WARR	Warrants	175,678.83	0.00	
				-4,308.89
HSC0500	State Central Svcs Senate	-54,002.75		
RXFR	Transfer (Regular)	1,654,350.83	2,320,820.07	
WARR	Warrants	235,159.66	0.00	
				-485,312.33
HSC0900	St Cent Serv-Legislative Audit	-3,411,496.37		
RADJ	Receipt Adjustment	0.00	124,460.18	
RCPT	Receipt	0.00	1,882,812.05	
RXFR	Transfer (Regular)	41,276,279.45	44,071,984.00	
WARR	Warrants	3,547,826.95	0.00	
				-4,666,646.20
HSC1100	State Central Svcs Leg Council	-47,737.96		
RCPT	Receipt	0.00	525.29	
RXFR	Transfer (Regular)	22,259,154.28	26,213,481.10	
WARR	Warrants	3,769,901.30	0.00	

Fund Transaction by Type

Start Date:7/1/14 End Date:6/30/15

Fund	Fund Description	Beginning Balance	Ending Balance
Type	Type Description	Debits	Credits
			-232,688.77
HSC1200	State Central Svcs Leg Council	-64,957.93	
RXFR	Transfer (Regular)	820,000.00	1,580,000.00
WARR	Warrants	734,918.35	0.00
			-90,039.58
HSC1400	State Ctl Svc Gov Mansion Co	-60,979.31	
RCPT	Receipt	0.00	32,132.88
RXFR	Transfer (Regular)	1,399,672.48	1,812,978.44
WARR	Warrants	465,628.20	0.00
			-40,789.95
HSC1800	State Central Svcs Appeals	-58,312.47	
RCPT	Receipt	0.00	50.00
RXFR	Transfer (Regular)	7,375,535.78	8,166,306.61
WARR	Warrants	816,515.19	0.00
			-32,618.11
HSC2300	AOC Judicial	-387,082.63	
RCPT	Receipt	0.00	86,713.39
RXFR	Transfer (Regular)	15,248,530.39	21,802,888.16
WARR	Warrants	6,943,478.91	0.00
			-84,674.88
HSC2800	Prosecuting Coordinator	-55,498.64	
RXFR	Transfer (Regular)	1,800,870.69	1,996,740.28
WARR	Warrants	197,084.10	0.00
			-54,284.13
HSC3001	DFA Revenue Division Operati	-1,356,669.13	
CTAX	Claims & Taxes	1,046.12	610.50
RCPT	Receipt	0.00	423,756.24
RXFR	Transfer (Regular)	143,731,870.51	175,273,240.31
SDIS	Distribution (Special Fund)	0.00	5,733,131.17
SPEC	Special Reversing Entry	6,487,324.09	0.00
WARR	Warrants	32,262,371.94	0.00
			-304,794.69
HSC3200	AR Supreme Court	-190,437.61	
RCPT	Receipt	0.00	8,850.91
RXFR	Transfer (Regular)	7,547,380.81	8,573,477.77
WARR	Warrants	1,094,084.09	0.00
			-131,301.39
HSC3400	St Centl Serv-Gov Office-(034)	-103,823.78	
RCPT	Receipt	0.00	876.56
RXFR	Transfer (Regular)	8,747,786.80	9,741,748.33
WARR	Warrants	1,038,146.17	0.00
			-60,515.70
HSC3600	Claims Commission	-18,973.46	
RCPT	Receipt	0.00	2,983.49
RXFR	Transfer (Regular)	1,112,430.57	1,285,815.55
WARR	Warrants	148,782.53	0.00
			-46,559.40
HSC3701	PDC Trial Officers	-508,041.34	
RXFR	Transfer (Regular)	30,715,196.64	32,102,314.93
WARR	Warrants	1,833,113.12	0.00
			-62,046.51

Fund Transaction by Type

Start Date:7/1/14

End Date:6/30/15

Fund	Fund Description	Beginning Balance		Ending Balance
Type	Type Description	Debits	Credits	
HSC3702	PDC User Fees	-899,483.04		
COFF	Checks Charged Off	3,500.00	0.00	
RCPT	Receipt	0.00	2,502,936.58	
RXFR	Transfer (Regular)	873,977.99	2,311.88	
WARR	Warrants	964,728.50	0.00	
				-1,562,525.01
HSC3704	PDC Administration	-48,684.44		
RCPT	Receipt	0.00	13,133.28	
RXFR	Transfer (Regular)	4,324,450.88	5,360,031.90	
WARR	Warrants	952,888.17	0.00	
				-144,510.57
HSC3705	PDC Juvenile Omnibudsmen	-8,529.95		
RXFR	Transfer (Regular)	87,118.29	93,634.00	
WARR	Warrants	4,592.05	0.00	
				-10,453.61
HSC5100	Lt Governors Office	-75,406.51		
RCPT	Receipt	0.00	10,973.00	
RXFR	Transfer (Regular)	140,977.84	260,112.14	
WARR	Warrants	114,926.65	0.00	
				-90,587.16
HSC5300	Attorney General	-202,947.56		
RCPT	Receipt	0.00	187,907.81	
RXFR	Transfer (Regular)	26,762,421.26	29,850,528.47	
WARR	Warrants	3,392,377.37	0.00	
				-86,585.21
HSC5900	Auditor of the State	-789,693.07		
RCPT	Receipt	0.00	42,422.99	
RXFR	Transfer (Regular)	20,800,082.31	48,068,629.08	
WARR	Warrants	27,702,300.56	0.00	
				-398,362.27
HSC6000	Land Department	-15,772.26		
RCPT	Receipt	0.00	2,780.14	
RXFR	Transfer (Regular)	2,817,676.64	5,655,524.10	
WARR	Warrants	2,809,986.56	0.00	
				-46,413.30
HSC6101	St Cent Serv-DFA Adm Svcs-(6	-602,639.73		
RCPT	Receipt	0.00	23,971.59	
RXFR	Transfer (Regular)	49,523,347.04	54,214,921.89	
WARR	Warrants	5,201,836.36	0.00	
				-116,349.81
HSC6102	DFA Management Services IT	-273,873.46		
RCPT	Receipt	0.00	30,616.61	
RXFR	Transfer (Regular)	24,155,216.88	51,056,271.48	
WARR	Warrants	25,494,004.29	0.00	
				-1,711,540.38
HSC6199	DFA MCF Balance Transfer	0.00		
RXFR	Transfer (Regular)	92,024,360.11	104,629,216.59	
				-12,604,856.48
HSC6300	Secretary of the State	-840,423.37		
RADJ	Receipt Adjustment	0.00	925.00	
RCPT	Receipt	0.00	254,076.93	

Fund Transaction by Type

Start Date:7/1/14 End Date:6/30/15

Fund	Fund Description	Beginning Balance		Ending Balance
Type	Type Description	Debits	Credits	
RXFR	Transfer (Regular)	25,828,617.21	36,157,626.88	
WARR	Warrants	11,047,673.79	0.00	
				-376,761.18
HSC6900	Treasurer of the State	-313,173.91		
RCPT	Receipt	0.00	12,540.03	
RXFR	Transfer (Regular)	6,173,625.87	7,762,868.11	
WARR	Warrants	1,777,263.05	0.00	
				-137,693.13
HTD0100	Tax Division Fund-Oper	-1,401,223.87		
RADJ	Receipt Adjustment	0.00	7,778.78	
RXFR	Transfer (Regular)	783,084.37	1,283,793.43	
WARR	Warrants	219,871.88	0.00	
				-1,689,839.83
HUA0000	Miscellaneous Agencies	-7,175,604.71		
AXFR	Advance Transfer	0.00	15,729,827.82	
GDIS	Distribution (General Fund)	0.00	48,865,056.18	
RXFR	Transfer (Regular)	93,778,253.55	25,240,101.23	
				-3,232,336.39
HUA0101	Council State Govts Dues	0.00		
RXFR	Transfer (Regular)	0.00	119,306.00	
WARR	Warrants	119,306.00	0.00	
				0.00
HUA0102	Natl Conf State Legislators	0.00		
RXFR	Transfer (Regular)	0.00	152,616.00	
WARR	Warrants	152,616.00	0.00	
				0.00
HUA0103	Nat'l Center State Courts	0.00		
RXFR	Transfer (Regular)	0.00	128,738.00	
WARR	Warrants	128,738.00	0.00	
				0.00
HUA0104	Nat'l Assoc Budget Officers	0.00		
RXFR	Transfer (Regular)	0.00	18,000.00	
WARR	Warrants	18,000.00	0.00	
				0.00
HUA0106	Nat'l Governors Assoc Center	0.00		
RXFR	Transfer (Regular)	0.00	83,800.00	
WARR	Warrants	83,800.00	0.00	
				0.00
HUA0107	Southern States Energy Bd	0.00		
RXFR	Transfer (Regular)	0.00	31,027.00	
WARR	Warrants	31,027.00	0.00	
				0.00
HUA0108	Interstate Mining Compact	0.00		
RXFR	Transfer (Regular)	0.00	17,046.00	
WARR	Warrants	17,046.00	0.00	
				0.00
HUA0109	Nat'l Conf Insurance Leg	0.00		
RXFR	Transfer (Regular)	0.00	10,000.00	
WARR	Warrants	10,000.00	0.00	
				0.00

Fund Transaction by Type

Start Date:7/1/14 End Date:6/30/15

Fund	Fund Description	Beginning Balance		Ending Balance
Type	Type Description	Debits	Credits	
HUA0110	Nat'l Conf Uniform State Law		0.00	
RXFR	Transfer (Regular)	0.00	42,888.42	
WARR	Warrants	42,888.42	0.00	0.00
HUA0111	DHS Research Grants		0.00	
RXFR	Transfer (Regular)	700,000.00	700,000.00	0.00
HUA0112	Prostate Cancer Foundation		-9,840.17	
RXFR	Transfer (Regular)	598.05	124,817.86	
SDIS	Distribution (Special Fund)	0.00	109,956.69	
SPEC	Special Reversing Entry	124,559.90	598.05	
WARR	Warrants	119,796.86	0.00	-257.96
HUA0113	DFA-Ach Intsive Care Nrsy-(62		0.00	
RXFR	Transfer (Regular)	1,233,600.00	1,233,600.00	0.00
HUA0114	DFA-Low Lvl Radioactv Wst-(6		0.00	
RXFR	Transfer (Regular)	0.00	5,000.00	
WARR	Warrants	5,000.00	0.00	0.00
HUA0115	Planning/Development Grants		0.00	
RXFR	Transfer (Regular)	0.00	360,000.00	
WARR	Warrants	360,000.00	0.00	0.00
HUA0116	Interstate Metro Plan		0.00	
RXFR	Transfer (Regular)	0.00	90,000.00	
WARR	Warrants	90,000.00	0.00	0.00
HUA0117	Southern Governors Assoc		0.00	
RXFR	Transfer (Regular)	0.00	71,000.00	
WARR	Warrants	71,000.00	0.00	0.00
HUA0118	Intrastate MetroPlan		0.00	
RXFR	Transfer (Regular)	0.00	90,000.00	
WARR	Warrants	90,000.00	0.00	0.00
HUA0119	Public Defender Central Svc		0.00	
RXFR	Transfer (Regular)	0.00	34,372.00	
WARR	Warrants	8,593.00	0.00	-25,779.00
HUA0120	ACH Reproductive Health		0.00	
RXFR	Transfer (Regular)	600,000.00	600,000.00	0.00
HUA0121	Criminal Detention Comm		-284.30	
RXFR	Transfer (Regular)	103.78	3,884.92	
WARR	Warrants	3,930.62	0.00	-134.82
HUA0122	Nat'l Assoc Attorney General		0.00	
RXFR	Transfer (Regular)	0.00	37,227.00	
WARR	Warrants	37,227.00	0.00	

Fund Transaction by Type

Start Date:7/1/14 End Date:6/30/15

Fund	Fund Description	Beginning Balance			Ending Balance
Type	Type Description	Debits	Credits		
					0.00
HUA0123	State/Local Legal Center	0.00			
RXFR	Transfer (Regular)	0.00	6,500.00		
WARR	Warrants	6,500.00	0.00		
					0.00
HUA0124	Public Admin Consortium	0.00			
RXFR	Transfer (Regular)	0.00	150,000.00		
WARR	Warrants	150,000.00	0.00		
					0.00
HUA0125	Agri Marketing Grants	0.00			
RXFR	Transfer (Regular)	0.00	375,000.00		
WARR	Warrants	375,000.00	0.00		
					0.00
HUA0127	Museum of Discovery	0.00			
RXFR	Transfer (Regular)	0.00	50,000.00		
WARR	Warrants	50,000.00	0.00		
					0.00
HUA0128	ACH Burn Ctr Act 1290/07	0.00			
RXFR	Transfer (Regular)	1,000,000.00	1,000,000.00		
					0.00
HUA0129	Juvenile Offenders Transport	0.00			
RXFR	Transfer (Regular)	0.00	171,063.10		
WARR	Warrants	165,508.38	0.00		
					-5,554.72
HUA0130	UAMS Child A/R/DV	-7,900.33			
RXFR	Transfer (Regular)	0.00	63,767.00		
WARR	Warrants	70,290.05	0.00		
					-1,377.28
HUA0131	UAMS Child Welfare Restruct	0.00			
RCPT	Receipt	0.00	10,875.00		
RXFR	Transfer (Regular)	10,875.00	274,400.00		
WARR	Warrants	266,455.27	0.00		
					-7,944.73
HUA0132	Assoc General Contractors	0.00			
RXFR	Transfer (Regular)	0.00	10,000.00		
WARR	Warrants	10,000.00	0.00		
					0.00
HUA0134	The Energy Council	0.00			
RXFR	Transfer (Regular)	0.00	38,400.00		
WARR	Warrants	38,400.00	0.00		
					0.00
HUA0136	Fire Prevention Commission	-3,951.18			
RXFR	Transfer (Regular)	24,389.56	43,583.77		
WARR	Warrants	19,549.64	0.00		
					-3,595.75
HUA0138	Delta Regional Authority	0.00			
RXFR	Transfer (Regular)	0.00	132,151.00		
WARR	Warrants	132,151.00	0.00		
					0.00
HUA0142	S Reg Ed Board Dues	0.00			

Fund Transaction by Type

Start Date:7/1/14 End Date:6/30/15

Fund	Fund Description	Beginning Balance		Ending Balance
Type	Type Description	Debits	Credits	
RXFR	Transfer (Regular)	0.00	201,550.00	
WARR	Warrants	201,550.00	0.00	
				0.00
HUA0143	Multistate Tax Commission			0.00
RXFR	Transfer (Regular)	0.00	264,430.00	
WARR	Warrants	264,430.00	0.00	
				0.00
HUA0144	Federation Tax Administrator			0.00
RXFR	Transfer (Regular)	0.00	16,908.00	
WARR	Warrants	16,908.00	0.00	
				0.00
HUA0146	Assoc Racing Commissioners			0.00
RXFR	Transfer (Regular)	0.00	17,000.00	
WARR	Warrants	17,000.00	0.00	
				0.00
HUA0229	AR Fair Housing Commission			-504.48
RXFR	Transfer (Regular)	229,770.36	296,950.37	
WARR	Warrants	62,905.10	0.00	
				-4,779.39
HUA022F	FHC Fed Reminbursement Pro			-950,143.91
RCPT	Receipt	0.00	728,825.63	
RXFR	Transfer (Regular)	341,703.91	29,522.84	
WARR	Warrants	235,661.79	0.00	
				-1,131,126.68
HUA0300	Disabled Veteran's Operations			-2,969.74
RXFR	Transfer (Regular)	27,954.37	34,098.00	
WARR	Warrants	5,954.88	0.00	
				-3,158.49
HUA0400	Veterans Child Welfare-Oprs-(:			-5,552.69
RXFR	Transfer (Regular)	111,832.32	159,218.00	
WARR	Warrants	36,771.53	0.00	
				-16,166.84
HUA0500	War Memorial Stadium Comm			-13,068.73
RXFR	Transfer (Regular)	458,842.10	892,676.00	
WARR	Warrants	398,548.05	0.00	
				-48,354.58
HUA0600	Waterways Commission Oper:			-8,039.35
RCPT	Receipt	0.00	800.00	
RXFR	Transfer (Regular)	202,231.14	261,946.59	
WARR	Warrants	64,740.07	0.00	
				-3,814.73
HUA0701	AHTD NOAA			-1,136.61
RXFR	Transfer (Regular)	2,136.55	4,000.00	
WARR	Warrants	1,460.64	0.00	
				-1,539.42
HUA0702	AHTD Transportation Projects			0.00
RXFR	Transfer (Regular)	0.00	350,000.00	
WARR	Warrants	350,000.00	0.00	
				0.00
HUA0703	AHTD Road/Bridge Rep			0.00

Fund Transaction by Type

Start Date:7/1/14 End Date:6/30/15

Fund	Fund Description	Beginning Balance		Ending Balance
Type	Type Description	Debits	Credits	
RXFR	Transfer (Regular)	0.00	2,500,000.00	
WARR	Warrants	2,500,000.00	0.00	
				0.00
HUA0800	ASTA Operating	-465,255.14		
RCPT	Receipt	0.00	30,890.49	
RXFR	Transfer (Regular)	861,961.80	6,436,026.81	
WARR	Warrants	5,139,043.29	0.00	
				-931,167.35
HUA0900	Elec Comm-Oprs-(232)	-32,328.18		
RCPT	Receipt	0.00	145.32	
RXFR	Transfer (Regular)	4,404,493.49	8,389,343.05	
WARR	Warrants	3,804,885.17	0.00	
				-212,437.89
HUA1100	Spinal Cord Commission	-427,698.15		
RCPT	Receipt	0.00	2,346.41	
RXFR	Transfer (Regular)	1,275,788.43	2,374,265.82	
WARR	Warrants	1,361,965.03	0.00	
				-166,556.92
HUA1350	Ctr for Adv of Ldrshp Act 54'14	0.00		
RXFR	Transfer (Regular)	0.00	120,000.00	
WARR	Warrants	119,440.95	0.00	
				-559.05
HUA1501	UAMS Rural Med Practice	0.00		
RXFR	Transfer (Regular)	0.00	325,076.00	
WARR	Warrants	325,076.00	0.00	
				0.00
HUA1502	UAMS Rural Nursing Practice	0.00		
RXFR	Transfer (Regular)	0.00	200,000.00	
WARR	Warrants	200,000.00	0.00	
				0.00
HUA1503	UAMS Poison & Drug Info Cen	0.00		
RXFR	Transfer (Regular)	0.00	299,959.00	
WARR	Warrants	299,959.00	0.00	
				0.00
HUA1504	Ctr for Hlth Imp Act 294 '14s22	0.00		
RXFR	Transfer (Regular)	0.00	500,000.00	
WARR	Warrants	500,000.00	0.00	
				0.00
HUA1800	Martin Luther King-Gr-Oprs-(3	-13,272.88		
RCPT	Receipt	0.00	1,513.05	
RXFR	Transfer (Regular)	176,013.48	233,849.75	
WARR	Warrants	67,016.98	0.00	
				-5,605.22
HUA1900	Minority Health Operating	-2,219.52		
RXFR	Transfer (Regular)	154,232.39	206,811.00	
WARR	Warrants	19,229.72	0.00	
				-35,568.41
HUA2201	DVA Veterans Services	-20,428.87		
RCPT	Receipt	0.00	1,786.20	
RXFR	Transfer (Regular)	1,356,551.75	1,934,297.81	
WARR	Warrants	562,941.28	0.00	

Fund Transaction by Type

Start Date:7/1/14 End Date:6/30/15

Fund	Fund Description	Beginning Balance	Ending Balance	
Type	Type Description	Debits	Credits	
				-37,019.85
HUA2203	DVA Veterans Cemetery	-6,168.70		
RCPT	Receipt	0.00	9,491.58	
RXFR	Transfer (Regular)	402,042.30	561,685.06	
WARR	Warrants	171,534.03	0.00	
				-3,769.01
HUA2300	AR Ethics Commission	-51,414.18		
RCPT	Receipt	0.00	38.84	
RXFR	Transfer (Regular)	588,773.01	729,623.93	
WARR	Warrants	132,023.56	0.00	
				-60,280.38
HUA2400	Tobacco Control Board-Oprs-	-109,252.19		
RCPT	Receipt	0.00	3,016.59	
RXFR	Transfer (Regular)	637,302.18	874,940.34	
WARR	Warrants	256,906.00	0.00	
				-93,000.94
HUA2500	Department of Rural Services	-92,159.49		
RADJ	Receipt Adjustment	158.02	158.02	
RCPT	Receipt	0.00	57.08	
RXFR	Transfer (Regular)	318,120.82	927,909.29	
WARR	Warrants	671,769.87	0.00	
				-30,235.17
HUA2501	Gen Improvement AdminFee (-58,035.73		
WARR	Warrants	30,661.26	0.00	
				-27,374.47
HUA2600	State Building Authority	-258,361.07		
RCPT	Receipt	0.00	35.00	
RXFR	Transfer (Regular)	2,344,017.98	2,442,628.53	
WARR	Warrants	232,699.83	0.00	
				-124,306.79
HUA2700	Capitol Zoning Commission	-756.35		
RXFR	Transfer (Regular)	203,815.38	249,836.66	
WARR	Warrants	40,608.07	0.00	
				-6,169.56
HUA2800	Judicial Disc&Disabl Comm (0	-79,703.92		
RXFR	Transfer (Regular)	541,071.53	681,175.12	
WARR	Warrants	145,045.87	0.00	
				-74,761.64
HUA3100	Racing Commission	-142,070.79		
RCPT	Receipt	0.00	300.00	
RXFR	Transfer (Regular)	1,194,700.26	1,555,572.07	
WARR	Warrants	330,016.99	0.00	
				-173,225.61
HUA3200	Parole Board	-38,854.27		
RCPT	Receipt	0.00	920.99	
RXFR	Transfer (Regular)	1,752,702.70	2,197,844.98	
WARR	Warrants	448,100.43	0.00	
				-36,817.11
HUA3511	L/P State Show Premium § 19-	0.00		
RXFR	Transfer (Regular)	0.00	120,000.00	
WARR	Warrants	120,000.00	0.00	

Fund Transaction by Type

Start Date:7/1/14 End Date:6/30/15

Fund	Fund Description	Beginning Balance	Ending Balance	
Type	Type Description	Debits	Credits	
				0.00
HUA3512	L/P District Premiums § 19-5-3	0.00		
RXFR	Transfer (Regular)	0.00	144,000.00	
WARR	Warrants	144,000.00	0.00	
				0.00
HUA3513	L/P County Premiums § 19-5-3	0.00		
RXFR	Transfer (Regular)	0.00	360,000.00	
WARR	Warrants	358,283.22	0.00	
				-1,716.78
HUA3514	L/P District Jr Premiums § 19-5-3	0.00		
RXFR	Transfer (Regular)	0.00	28,430.00	
WARR	Warrants	28,430.00	0.00	
				0.00
HUA3515	L/P ARSHS Rodeo Assoc § 19-5-302	0.00		
RXFR	Transfer (Regular)	0.00	20,000.00	
WARR	Warrants	20,000.00	0.00	
				0.00
HUA3516	L/P 4 State Premiums § 19-5-302	0.00		
RXFR	Transfer (Regular)	0.00	24,000.00	
WARR	Warrants	24,000.00	0.00	
				0.00
HUA3517	L/P FFA Club Reimb § 19-5-302	0.00		
RXFR	Transfer (Regular)	0.00	20,000.00	
WARR	Warrants	20,000.00	0.00	
				0.00
HUA3518	L/P Miss AR Rodeo § 19-5-302	0.00		
RXFR	Transfer (Regular)	0.00	350.00	
WARR	Warrants	350.00	0.00	
				0.00
HUA3519	L/P 4H Club § 19-5-302(9)	0.00		
RXFR	Transfer (Regular)	0.00	20,000.00	
WARR	Warrants	20,000.00	0.00	
				0.00
HUA3700	ACL CLEST	-90,354.15		
RADJ	Receipt Adjustment	2.45	2.45	
RCPT	Receipt	0.00	4,282.18	
RXFR	Transfer (Regular)	2,251,616.66	3,347,884.27	
SPEC	Special Reversing Entry	2.45	0.00	
WARR	Warrants	1,142,076.19	0.00	
				-48,825.30
HUA3701	911 Training & Ed §19-5-302(9)	-59,745.68		
RADJ	Receipt Adjustment	275.00	275.00	
RCPT	Receipt	0.00	120,275.00	
RXFR	Transfer (Regular)	50,692.00	0.00	
SPEC	Special Reversing Entry	275.00	0.00	
WARR	Warrants	76,491.54	0.00	
				-52,562.14
HUA3800	ACL GR Operations	-258,523.85		
RADJ	Receipt Adjustment	3,081.51	3,081.51	
RCPT	Receipt	0.00	1,561,887.60	
RXFR	Transfer (Regular)	7,115,318.37	8,141,066.91	

Fund Transaction by Type

Start Date:7/1/14 End Date:6/30/15

Fund	Fund Description	Beginning Balance		Ending Balance
Type	Type Description	Debits	Credits	
SDIS	Distribution (Special Fund)	0.00	1,320,462.05	
SPEC	Special Reversing Entry	1,504,443.52	0.00	
WARR	Warrants	2,472,106.90	0.00	
				-190,071.62
HUA4000	ADEM	-1,996.89		
RXFR	Transfer (Regular)	2,112.30	2,060.57	
				-1,945.16
HUA4024	EMP General Revenue (0995)	-85,636.58		
RCPT	Receipt	0.00	20,246.08	
RXFR	Transfer (Regular)	2,068,245.67	2,029,361.96	
WARR	Warrants	90.95	0.00	
				-66,908.00
HUA4029	EmerMgmt Per GRT (0995)	-155,768.22		
RCPT	Receipt	0.00	1,565,787.14	
RXFR	Transfer (Regular)	2,501,412.69	1,591,704.56	
WARR	Warrants	797,795.50	0.00	
				-14,051.73
HUA4032	EMPG Gen Fund 14 (0995)	0.00		
RCPT	Receipt	0.00	289,383.33	
RXFR	Transfer (Regular)	506,979.54	380,000.00	
WARR	Warrants	51,459.88	0.00	
				-110,943.91
HUA4060	ADEM Homeland Security GR	-21,914.15		
RCPT	Receipt	0.00	7.00	
RXFR	Transfer (Regular)	1,018.31	54,610.75	
WARR	Warrants	67,923.71	0.00	
				-7,589.88
HUA4080	ADEM 100% State M&R	-227.79		
RXFR	Transfer (Regular)	0.00	1,394.25	
WARR	Warrants	23.06	0.00	
				-1,598.98
HUA4100	ABC Administration	-461.02		
RCPT	Receipt	0.00	1,759.69	
RXFR	Transfer (Regular)	763,781.81	902,141.00	
WARR	Warrants	139,521.63	0.00	
				-1,058.27
HUA4200	ABC Enforcement	-30,641.88		
RCPT	Receipt	0.00	1,102.39	
RXFR	Transfer (Regular)	1,060,260.45	1,328,251.17	
WARR	Warrants	258,710.34	0.00	
				-41,024.65
HUA4400	Geology Department	-54,537.31		
RCPT	Receipt	0.00	125.46	
RXFR	Transfer (Regular)	1,483,109.01	1,954,539.28	
WARR	Warrants	432,558.84	0.00	
				-93,534.20
HUA4700	HUA-Assmt Coord Dept	-2,443,743.00		
RADJ	Receipt Adjustment	0.00	23,336.29	
RCPT	Receipt	0.00	942.90	
RXFR	Transfer (Regular)	2,421,942.09	3,729,987.70	
WARR	Warrants	1,072,024.92	0.00	

Fund Transaction by Type

Start Date:7/1/14 End Date:6/30/15

Fund	Fund Description	Beginning Balance		Ending Balance
Type	Type Description	Debits	Credits	
				-2,704,042.88
HUA4800	ASWCC General Revenue	-521,380.01		
RCPT	Receipt	0.00	30,332.80	
RXFR	Transfer (Regular)	2,065,387.23	6,594,428.17	
WARR	Warrants	4,333,835.23	0.00	
				-746,918.52
HUA5000	Ins Dept PECD Administration	-10,026.43		
RCPT	Receipt	0.00	18.62	
RXFR	Transfer (Regular)	3,399,456.87	3,708,789.73	
WARR	Warrants	307,091.12	0.00	
				-12,286.79
HUA6100	DFA DLEP Grants	-359,196.00		
RXFR	Transfer (Regular)	359,196.00	356,497.46	
				-356,497.46
HUA6101	DFA DLEP Grants	-51,240.99		
RXFR	Transfer (Regular)	107,185.45	941,448.48	
WARR	Warrants	376,299.62	0.00	
				-509,204.40
HUA6501	Health Services Operating	-289,893.88		
RADJ	Receipt Adjustment	38.83	38.83	
RCPT	Receipt	0.00	97,146.13	
RXFR	Transfer (Regular)	293,084.48	307,866.58	
SPEC	Special Reversing Entry	38.83	38.83	
WARR	Warrants	106,525.13	0.00	
				-295,296.98
HUA6510	HSPA DDPC 02	-3,714.15		
RXFR	Transfer (Regular)	41,920.90	41,500.13	
WARR	Warrants	2,460.00	0.00	
				-833.38
HUA7001	AR Geographic Info 296/09	-14,408.37		
RCPT	Receipt	0.00	43.50	
RXFR	Transfer (Regular)	569,008.30	813,289.89	
WARR	Warrants	252,686.77	0.00	
				-6,046.69
HUA7100	OHIT State Operations	0.00		
RCPT	Receipt	0.00	551.70	
RXFR	Transfer (Regular)	0.00	2,200,000.00	
WARR	Warrants	1,932,831.61	0.00	
				-267,720.09
HUA9303	ADEQ Commission Expenses	-667.30		
RXFR	Transfer (Regular)	47.42	3,977.00	
WARR	Warrants	4,566.64	0.00	
				-30.24
HUA9700	National Guard Museum	-5,666.66		
RXFR	Transfer (Regular)	69,274.06	90,153.00	
WARR	Warrants	21,374.27	0.00	
				-5,171.33
HUA9800	Sentencing Commission	-5,921.58		
RCPT	Receipt	0.00	161.85	
RXFR	Transfer (Regular)	315,658.22	475,487.75	
WARR	Warrants	161,378.30	0.00	

Fund Transaction by Type

Start Date:7/1/14 End Date:6/30/15

Fund	Fund Description	Beginning Balance		Ending Balance
Type	Type Description	Debits	Credits	
				-4,534.66
JAA0000	Public School Fund	-18,586,327.49		
AXFR	Advance Transfer	0.00	618,076,127.37	
GDIS	Distribution (General Fund)	0.00	1,467,784,141.63	
NDXF	Transfer (Non-Distribution)	50,000,000.00	50,000,000.00	
RCPT	Receipt	0.00	942,130.64	
RXFR	Transfer (Regular)	2,584,719,440.71	487,814,453.85	
				-8,483,740.27
JAA0200	Public School Education	0.00		
RXFR	Transfer (Regular)	210,596,424.10	210,596,424.10	
				0.00
JAA0400	Public Sch-2dq Empl Blnkt Prq	0.00		
RXFR	Transfer (Regular)	53,200.00	53,200.00	
				0.00
JAA1001	PSF-Sae	-16,257,790.47		
RCPT	Receipt	0.00	1,489,209.00	
RXFR	Transfer (Regular)	2,059.00	1,986,092,437.54	
WARR	Warrants	1,987,190,176.00	0.00	
				-16,647,202.01
JAA1002	PSF-Misc Programs-(500)	-16,903,535.41		
RCPT	Receipt	0.00	6,031,259.73	
RXFR	Transfer (Regular)	21,110,489.19	593,523,742.05	
WARR	Warrants	566,874,753.75	0.00	
				-28,473,294.25
JAA1004	AR Public School Computer N	-2,073,826.25		
RCPT	Receipt	0.00	12,269.68	
RXFR	Transfer (Regular)	2,765,607.54	23,265,801.57	
WARR	Warrants	19,958,895.35	0.00	
				-2,627,394.61
JAA1005	PSF-Crt Ordered Deseg-(500)	0.00		
LCRT	General Letter of Cert	1.39	72,093,913.00	
RADJ	Receipt Adjustment	1.39	1.39	
RCPT	Receipt	0.00	58,785.71	
RXFR	Transfer (Regular)	0.00	789,834.00	
WARR	Warrants	72,938,052.32	0.00	
				-4,479.00
JAA1006	Public School Teachers Salary	-123,123.18		
RXFR	Transfer (Regular)	1,292,617.37	1,374,296.19	
SDIS	Distribution (Special Fund)	0.00	1,160,189.02	
SPEC	Special Reversing Entry	1,374,032.10	9,305.17	
				-264.09
JAA1009	ADE Education Renewal Zone:	-1,509,540.66		
RXFR	Transfer (Regular)	141,639.00	700,000.00	
WARR	Warrants	886,122.18	0.00	
				-1,181,779.48
JAA1011	PS AR Better Chance	-2,183,503.69		
RCPT	Receipt	0.00	145,927.98	
RXFR	Transfer (Regular)	1,998,000.00	110,170,905.77	
WARR	Warrants	106,497,488.86	0.00	
				-4,004,848.58
JAA1013	98% URT Coll Adj Act 229/07 S	-61,189.00		

Fund Transaction by Type

Start Date:7/1/14 End Date:6/30/15

Fund	Fund Description	Beginning Balance		Ending Balance
Type	Type Description	Debits	Credits	
RCPT	Receipt	0.00	499,077.00	
RXFR	Transfer (Regular)	0.00	17,975,000.00	
WARR	Warrants	17,751,282.00	0.00	
				-783,984.00
JAA1014	ERATE Credits - DIS (0500)			-66,241.18
RCPT	Receipt	0.00	2,990,238.76	
RXFR	Transfer (Regular)	3,056,479.94	0.00	
				0.00
JAA1017	Broadband FacMatchGr (0500)			-5,000,000.00
RCPT	Receipt	0.00	233,280.57	
WARR	Warrants	4,237,916.92	0.00	
				-995,363.65
JSL0000	State Library			-177,174.42
AXFR	Advance Transfer	0.00	741,688.95	
GDIS	Distribution (General Fund)	0.00	4,930,454.05	
RCPT	Receipt	0.00	9,450.00	
RXFR	Transfer (Regular)	877,000.00	877,000.00	
WARR	Warrants	5,631,610.00	0.00	
				-227,157.42
JWE0000	Public Sch-Career Ed			0.00
AXFR	Advance Transfer	0.00	2,115,547.74	
GDIS	Distribution (General Fund)	0.00	30,168,676.26	
RXFR	Transfer (Regular)	32,284,224.00	0.00	
				0.00
JWE0200	PSF for AR Works			0.00
RCPT	Receipt	0.00	1,675.35	
RXFR	Transfer (Regular)	93,376.20	1,008,621.83	
WARR	Warrants	674,211.23	0.00	
				-242,709.75
JWE0300	Public Sch-Workforce Ed			-2,261,589.37
RCPT	Receipt	0.00	122,693.05	
RXFR	Transfer (Regular)	1,109,120.15	20,184,220.04	
WARR	Warrants	20,269,218.40	0.00	
				-1,190,163.91
JWE0500	Public Sch-Workforce Ed			-2,594,062.82
RCPT	Receipt	0.00	59,809.35	
RXFR	Transfer (Regular)	1,007,000.00	24,329,555.78	
WARR	Warrants	23,792,965.76	0.00	
				-2,183,462.19
KBK0000	84th Session Legislative			0.00
RXFR	Transfer (Regular)	3,731.00	3,731.00	
				0.00
KBK66GH	Runyan VFD			-1,244.00
RXFR	Transfer (Regular)	1,244.00	0.00	
				0.00
KBK67PW	Maumelle Pk/Rec			-2,487.00
RXFR	Transfer (Regular)	2,487.00	0.00	
				0.00
KBK6871	Ozarka College Op			-51,384.00
WARR	Warrants	51,384.00	0.00	
				0.00

Fund Transaction by Type

Start Date:7/1/14 End Date:6/30/15

Fund	Fund Description	Beginning Balance	Ending Balance	
Type	Type Description	Debits	Credits	
KBL0000	General Improvement 85th Leç	0.00		
RXFR	Transfer (Regular)	178,080.60	178,080.60	0.00
KBL13DD	Incubator project	-82,978.00		
WARR	Warrants	82,978.00	0.00	0.00
KBL613G	Village VFD	-2,000.00		
RXFR	Transfer (Regular)	2,000.00	0.00	0.00
KBL616V	Yell Co Juv Det Ctr	-5,000.00		
RXFR	Transfer (Regular)	5,000.00	0.00	0.00
KBL624E	Cornerville FD	-1,000.00		
RXFR	Transfer (Regular)	1,000.00	0.00	0.00
KBL629M	Strickler VFD	-5,750.00		
RXFR	Transfer (Regular)	5,750.00	0.00	0.00
KBL629Y	Wash Reg Psych	-60,000.00		
RXFR	Transfer (Regular)	60,000.00	0.00	0.00
KBL632M	Gov Efficiency	-33,000.00		
RXFR	Transfer (Regular)	33,000.00	0.00	0.00
KBL633H	AR Agri Department (0620)	-5,701.00		
RXFR	Transfer (Regular)	5,701.00	0.00	0.00
KBL64UM	Agnos Glencoe FD	-4,000.00		
RXFR	Transfer (Regular)	4,000.00	0.00	0.00
KBL64WG	Parkin FD	-10,000.00		
RXFR	Transfer (Regular)	10,000.00	0.00	0.00
KBL64XD	VFW	-129.60		
RXFR	Transfer (Regular)	129.60	0.00	0.00
KBL68EW	Carthage VFD	-2,500.00		
RXFR	Transfer (Regular)	2,500.00	0.00	0.00
KBL68RU	Columbus FD	-2,000.00		
RXFR	Transfer (Regular)	2,000.00	0.00	0.00
KBL68TN	Crossett Sr Ctr	-1,000.00		
RXFR	Transfer (Regular)	1,000.00	0.00	0.00
KBL68WP	Faircrest VFD	-1,000.00		
RXFR	Transfer (Regular)	1,000.00	0.00	0.00
KBL68WV	Fargo FD	-5,000.00		
RXFR	Transfer (Regular)	5,000.00	0.00	0.00

Fund Transaction by Type

Start Date:7/1/14 End Date:6/30/15

Fund	Fund Description	Beginning Balance		Ending Balance
Type	Type Description	Debits	Credits	
				0.00
KBL68XK	Finch VFD	-2,000.00		
RXFR	Transfer (Regular)	2,000.00	0.00	
				0.00
KBL69BT	Hwy 94 E FD	-5,000.00		
RXFR	Transfer (Regular)	5,000.00	0.00	
				0.00
KBL69CM	Pulaski Alt Learning Academy	-10,000.00		
RXFR	Transfer (Regular)	10,000.00	0.00	
				0.00
KBL69DR	Jackson Co Sr Ctr	-2,000.00		
RXFR	Transfer (Regular)	2,000.00	0.00	
				0.00
KBL69EV	Joy FD	-5,000.00		
RXFR	Transfer (Regular)	5,000.00	0.00	
				0.00
KBL69NS	Nevada Co Rescue	-2,000.00		
RXFR	Transfer (Regular)	2,000.00	0.00	
				0.00
KBL69RB	Oil Trough Ctr/Pk	-10,000.00		
RXFR	Transfer (Regular)	10,000.00	0.00	
				0.00
KBL69SJ	Pkers Chapel VFD	-1,000.00		
RXFR	Transfer (Regular)	1,000.00	0.00	
				0.00
KBL69WM	Rural S FD	-2,000.00		
RXFR	Transfer (Regular)	2,000.00	0.00	
				0.00
KBL69WQ	Safe House	-1,000.00		
RXFR	Transfer (Regular)	1,000.00	0.00	
				0.00
KBM152Q	Regional Econ Dev	0.00		
RXFR	Transfer (Regular)	0.00	12.50	
				-12.50
KBM647Y	Career Ctr Bauxite	-88,503.83		
WARR	Warrants	71,549.36	0.00	
				-16,954.47
KBM751Z	City/County Grants	-1,400,845.52		
WARR	Warrants	229,318.00	0.00	
				-1,171,527.52
KBMB53V	ADA Requirements	-435,771.02		
RXFR	Transfer (Regular)	12,753.51	0.00	
WARR	Warrants	253,544.59	0.00	
				-169,472.92
KBME44L	Fire Depts	-19,345.86		
RXFR	Transfer (Regular)	12,036.29	6,062.65	
				-13,372.22
KBN0000	87th Legislative GIF 1443/09	0.00		
RXFR	Transfer (Regular)	18,446.64	18,446.64	
				0.00

Fund Transaction by Type

Start Date:7/1/14 End Date:6/30/15

Fund	Fund Description	Beginning Balance			Ending Balance
Type	Type Description	Debits	Credits		
KBN170E	Clinton School Opr87 1443/09	0.00			
RXFR	Transfer (Regular)	0.00	654.25		
					-654.25
KBN170M	UAM-Comm Grnts-87 1443/09	-25,000.00			
WARR	Warrants	4,500.00	0.00		
					-20,500.00
KBN171Q	NatRes ResrchCntr-87 1443/09	-75,000.00			
WARR	Warrants	7,501.71	0.00		
					-67,498.29
KBN175M	Nanotech Res Cnt87 1443/09	-14,843.08			
WARR	Warrants	14,843.08	0.00		
					0.00
KBN378P	ABA-VariousProj-87 1443/09	-386,823.77			
WARR	Warrants	11,974.50	0.00		
					-374,849.27
KBN478M	Dairy Stabilz Prog87 1443/09	-953.80			
RXFR	Transfer (Regular)	286.64	0.00		
WARR	Warrants	658.00	0.00		
					-9.16
KBN569A	PerServ/Oper/Cnst-87 1443/09	-300,000.00			
WARR	Warrants	300,000.00	0.00		
					0.00
KBN581U	GR Reclaimed (0552)	-66,750.14			
WARR	Warrants	60,946.94	0.00		
					-5,803.20
KBN780D	Pub Wrks Proj-87 1443/09	-1,256,840.00			
WARR	Warrants	50,000.00	0.00		
					-1,206,840.00
KBN780G	Job Trng Incent-87 1443/09	-23,400.00			
RXFR	Transfer (Regular)	18,160.00	0.00		
WARR	Warrants	5,240.00	0.00		
					0.00
KBN858X	Civil War Sesquicent 1443/09	-2.53			
WARR	Warrants	2.53	0.00		
					0.00
KBN878X	StOwnd RealPrp/Fac87 1443/09	-13,462.69			
RCPT	Receipt	0.00	253.28		
WARR	Warrants	12,350.52	0.00		
					-1,365.45
KBN967F	Black Hist CmsnExp87 1443/09	-1,180.83			
WARR	Warrants	748.28	0.00		
					-432.55
KBP0000	88th Session Leg GIF§19-5-10	0.00			
RXFR	Transfer (Regular)	32,954.53	32,954.53		
					0.00
KBP192H	Criminal Justice Institute2	-6,323.99			
WARR	Warrants	6,323.99	0.00		
					0.00
KBP290M	Local Public Works/Cemeterie	-7,000.00			
RXFR	Transfer (Regular)	7,000.00	0.00		

Fund Transaction by Type

Start Date:7/1/14 End Date:6/30/15

Fund	Fund Description	Beginning Balance		Ending Balance
Type	Type Description	Debits	Credits	
				0.00
KBP393D	Realty Projects	-43.21		
RXFR	Transfer (Regular)	43.21	0.00	0.00
KBP393G	State Realty Improvements	-192,130.20		
WARR	Warrants	192,130.20	0.00	0.00
KBP394Z	Biotech/Basic & Applied Rese:	-25,898.84		
RXFR	Transfer (Regular)	25,898.84	0.00	0.00
KBP395B	Natl Science Foundation Matcl	-8,453.24		
RCPT	Receipt	0.00	661.30	
RXFR	Transfer (Regular)	0.00	378.00	-9,492.54
KBP493J	Digital Orthography/Parcel Ma	-348,583.73		
WARR	Warrants	3,774.55	0.00	-344,809.18
KBP588H	At Risk Community Schools	-60,000.00		
WARR	Warrants	60,000.00	0.00	0.00
KBP591N	Construction to Personal Serv	-60,000.00		
WARR	Warrants	60,000.00	0.00	0.00
KBP591P	Construction/Improvement4	-10,000.00		
WARR	Warrants	10,000.00	0.00	0.00
KBP597C	GR Reclaimed FY11	-13,971.62		
WARR	Warrants	13,971.62	0.00	0.00
KBP5F60	GR Reclaimed FY12 (0522)	-10,484.30		
WARR	Warrants	5,325.00	0.00	-5,159.30
KBP5F61	GR Reclaimed FY12 (0582)	-17,405.51		
WARR	Warrants	17,399.81	0.00	-5.70
KBP691Q	Nursing Program	-20,000.00		
WARR	Warrants	20,000.00	0.00	0.00
KBP788P	Health Clinics	-25,857.00		
WARR	Warrants	25,857.00	0.00	0.00
KBP789J	Community Programs1	-0.52		
RXFR	Transfer (Regular)	0.52	0.00	0.00
KBP796F	Public Works/Job Training	-2,031,154.40		
WARR	Warrants	769,128.58	0.00	-1,262,025.82
KBP796G	Training Incentives	-674,647.24		
RXFR	Transfer (Regular)	7,200.00	0.00	
WARR	Warrants	614,680.90	0.00	

Fund Transaction by Type

Start Date:7/1/14

End Date:6/30/15

Fund	Fund Description	Beginning Balance		Ending Balance
Type	Type Description	Debits	Credits	
				-52,766.34
KBP993H	Realty Improvements2	-326.12		
WARR	Warrants	326.12	0.00	
				0.00
KBP996A	Realty Improvements	-3,250,000.00		
WARR	Warrants	27,106.47	0.00	
				-3,222,893.53
KBPA90E	Local Public Works/Cemeterie	-11.96		
RXFR	Transfer (Regular)	11.96	0.00	
				0.00
KBPC95F	Liberal Arts Building Construc	-1,105,648.44		
WARR	Warrants	1,105,648.44	0.00	
				0.00
KBPF93K	Statewide Water Plan2	-31,041.64		
WARR	Warrants	31,041.64	0.00	
				0.00
KBQ0000	89th Session GIF Leg 19-5-100	0.00		
RXFR	Transfer (Regular)	8,352,413.26	8,352,413.26	
				0.00
KBQ1G32	ASU Construction, Equi/M&O	-358,271.00		
RXFR	Transfer (Regular)	0.00	2,400,000.00	
WARR	Warrants	2,758,271.00	0.00	
				0.00
KBQ1G55	ATU Academic Classroom	-451,102.82		
WARR	Warrants	451,102.82	0.00	
				0.00
KBQ1H43	MSCC Deferred Maintenance	0.00		
RXFR	Transfer (Regular)	0.00	300,000.00	
				-300,000.00
KBQ1H58	NWACC Deferred Maintenance	0.00		
RXFR	Transfer (Regular)	0.00	50,000.00	
				-50,000.00
KBQ1I14	SACC Deferred Maintenance	0.00		
RXFR	Transfer (Regular)	0.00	100,000.00	
WARR	Warrants	100,000.00	0.00	
				0.00
KBQ1I34	SAU Deferred Maintenance	-175,060.80		
RXFR	Transfer (Regular)	0.00	500,000.00	
WARR	Warrants	72,236.34	0.00	
				-602,824.46
KBQ1I55	UA Clinton School Lecture Hal	-3,067.01		
WARR	Warrants	3,067.01	0.00	
				0.00
KBQ1I65	UAF Nanoscale Sci/Engineerir	-1,962,991.44		
RXFR	Transfer (Regular)	0.00	1,000,000.00	
WARR	Warrants	188,849.41	0.00	
				-2,774,142.03
KBQ1I70	UA System Various Inst/Entitie	0.00		
RXFR	Transfer (Regular)	0.00	1,150,000.00	
WARR	Warrants	1,150,000.00	0.00	

Fund Transaction by Type

Start Date:7/1/14 End Date:6/30/15

Fund	Fund Description	Beginning Balance		Ending Balance
Type	Type Description	Debits	Credits	
				0.00
KBQ1I77	UALR Infrastructure/Maintena	-400,000.00		
WARR	Warrants	358,997.09	0.00	-41,002.91
KBQ1I80	UALR Nanotechnology Cter	-600,000.00		
RXFR	Transfer (Regular)	0.00	500,000.00	
WARR	Warrants	666,230.70	0.00	-433,769.30
KBQ1I90	UAM Wireless Access	-150,000.00		
WARR	Warrants	6,000.00	0.00	-144,000.00
KBQ1I91	UAPB Campus Renovations/R	0.00		
RXFR	Transfer (Regular)	0.00	200,000.00	-200,000.00
KBQ1I94	UAPB STEM Conference Cter	-616,851.75		
WARR	Warrants	616,851.75	0.00	0.00
KBQ1J03	ATU Const/Maint/Library	-3,000,000.00		
WARR	Warrants	3,000,000.00	0.00	0.00
KBQ1J04	ASU Const/Maint/Library	-3,000,000.00		
WARR	Warrants	2,084,542.31	0.00	-915,457.69
KBQ1J05	UA Const/Maint/Library	-1,584,518.35		
WARR	Warrants	1,309,289.91	0.00	-275,228.44
KBQ1J06	UALR Const/Maint/Library	-2,328,219.71		
WARR	Warrants	1,428,686.80	0.00	-899,532.91
KBQ1J07	UCA Const/Maint/Library	-547,724.05		
WARR	Warrants	547,724.05	0.00	0.00
KBQ1J08	UAFS Const/Maint/Library	-1,500,000.00		
WARR	Warrants	1,094,802.97	0.00	-405,197.03
KBQ1J11	SAU Const/Maintenance/Libra	-282,939.57		
WARR	Warrants	142,892.71	0.00	-140,046.86
KBQ1J12	UAM Const/Maint/Library	-500,695.52		
WARR	Warrants	246,112.05	0.00	-254,583.47
KBQ1J13	UAPB Const/Maint/Library	-364,370.54		
WARR	Warrants	364,370.54	0.00	0.00
KBQ1J14	NWACC Const/Maint/Library	-280,497.81		
WARR	Warrants	256,238.67	0.00	-24,259.14
KBQ1J16	ASU Beebe Const/Maint/Librar	-250,000.00		
WARR	Warrants	250,000.00	0.00	0.00

Fund Transaction by Type

Start Date:7/1/14 End Date:6/30/15

Fund	Fund Description	Beginning Balance		Ending Balance
Type	Type Description	Debits	Credits	
KBQ1J17	NPCC Const/Maint/Library	-106,000.00		
WARR	Warrants	106,000.00	0.00	0.00
KBQ1J19	ASUMH Const/Maint/Library	-250,000.00		
WARR	Warrants	250,000.00	0.00	0.00
KBQ1J24	MSCC Const/Maint/Library	-250,000.00		
WARR	Warrants	250,000.00	0.00	0.00
KBQ1J25	NAC Const/Maint/Library	-250,000.00		
WARR	Warrants	151,860.00	0.00	-98,140.00
KBQ1J28	SAU Tech Const/Maint/Library	-148,384.59		
WARR	Warrants	148,384.59	0.00	0.00
KBQ1J29	SACC Const/Equip/Library	-250,000.00		
WARR	Warrants	26,552.50	0.00	-223,447.50
KBQ1J31	UACCB Const/Maint/Library	-153,578.14		
WARR	Warrants	153,578.14	0.00	0.00
KBQ1J32	UACCH Const/Maint/Library	-3,682,047.18		
WARR	Warrants	2,677,451.03	0.00	-1,004,596.15
KBQ1J34	PCCUA Const/Maint/Library	-250,000.00		
WARR	Warrants	87,677.60	0.00	-162,322.40
KBQ1J49	UA System Transfers	-60,000.00		
WARR	Warrants	60,000.00	0.00	0.00
KBQ1J58	ASU Const/Maint Sys	-500,000.00		
WARR	Warrants	500,000.00	0.00	0.00
KBQ1J59	ASU Hemingway Pfeiffer Muse	-100,000.00		
WARR	Warrants	100,000.00	0.00	0.00
KBQ1J61	ASU Lakeport Plantation	-10,000.00		
WARR	Warrants	10,000.00	0.00	0.00
KBQ1J62	ASU Beebe Acad BldgHeberSj	-150,000.00		
WARR	Warrants	150,000.00	0.00	0.00
KBQ1J63	ASUMH Techology Upgrades	-84,912.11		
WARR	Warrants	84,912.11	0.00	0.00
KBQ1J64	ASUN MAked Tree Grounds	-125,841.66		
WARR	Warrants	25,107.43	0.00	-100,734.23
KBQ1J66	ATUConst/Maint/LibOzak (013)	-18,852.24		
WARR	Warrants	18,852.24	0.00	

Fund Transaction by Type

Start Date:7/1/14 End Date:6/30/15

Fund	Fund Description	Beginning Balance		Ending Balance
Type	Type Description	Debits	Credits	
				0.00
KBQ1J67	ATU Const/Maint/Library1	-400,000.00		
WARR	Warrants	400,000.00	0.00	0.00
KBQ1K98	EACC Cross Co Technology C	-250,000.00		
WARR	Warrants	250,000.00	0.00	0.00
KBQ1K99	EACC Technology Infrastructu	-100,000.00		
WARR	Warrants	100,000.00	0.00	0.00
KBQ1L15	NAC Agr Program	-146,248.50		
WARR	Warrants	146,248.50	0.00	0.00
KBQ1L16	NAC Vehicles	-200,000.00		
WARR	Warrants	200,000.00	0.00	0.00
KBQ1L24	SAU Tech Admin/Business Blk	-15,000.00		
WARR	Warrants	15,000.00	0.00	0.00
KBQ1L31	UA Foundation Seed Facilities	-100,000.00		
WARR	Warrants	100,000.00	0.00	0.00
KBQ1L32	UA Criminal Justice Institute	-36,433.48		
WARR	Warrants	29,632.95	0.00	-6,800.53
KBQ1L33	UA GAvan Woodland GAdens	-83,429.31		
WARR	Warrants	83,429.31	0.00	0.00
KBQ1L34	UA Nanoscale Sci/Engineering	-19,408.23		
WARR	Warrants	19,408.23	0.00	0.00
KBQ1L37	UA ReseAch/Ed Optical Netwo	-119.76		
WARR	Warrants	119.76	0.00	0.00
KBQ1L38	UA Clinton School	-106,500.00		
RXFR	Transfer (Regular)	456.51	456.51	
WARR	Warrants	106,500.00	0.00	0.00
KBQ1L39	UAFS Mallalieu Cter	-50,000.00		
WARR	Warrants	50,000.00	0.00	0.00
KBQ1L40	UAFS Const/Maint/Library1	-100,000.00		
WARR	Warrants	100,000.00	0.00	0.00
KBQ1L41	UALR Nanotechnology Cter	-4,750.18		
WARR	Warrants	4,750.18	0.00	0.00
KBQ1L42	UALR Viable Technologies	-97,308.19		
WARR	Warrants	97,308.19	0.00	0.00

Fund Transaction by Type

Start Date:7/1/14 End Date:6/30/15

Fund	Fund Description	Beginning Balance		Ending Balance
Type	Type Description	Debits	Credits	
KBQ1L43	UAM Music Building	-107,711.65		
WARR	Warrants	107,711.65	0.00	0.00
KBQ1L44	UAPB 1890Research/Extensio	-19,143.28		
WARR	Warrants	19,143.28	0.00	0.00
KBQ1M24	UCA Lewis Science Cter	-723,127.61		
RXFR	Transfer (Regular)	0.00	500,000.00	
WARR	Warrants	1,094,336.27	0.00	-128,791.34
KBQ2G62	Tobacco Ctl Bd Comprehensiv	0.00		
RXFR	Transfer (Regular)	0.00	13,015.00	-13,015.00
KBQ2H32	Rural Svc VAIous Local Grant:	0.00		
RXFR	Transfer (Regular)	0.00	50,000.00	
WARR	Warrants	50,000.00	0.00	0.00
KBQ2K63	Rural Svcs County Fairs	-35,625.00		
WARR	Warrants	35,625.00	0.00	0.00
KBQ2K64	Rural Svcs Public Facilities1	-123,125.00		
WARR	Warrants	123,125.00	0.00	0.00
KBQ2K65	Rural Svcs Public Facilities3	-182,225.00		
WARR	Warrants	182,225.00	0.00	0.00
KBQ2K66	Rural Svcs Sherriffs Depts	-34,475.00		
WARR	Warrants	34,475.00	0.00	0.00
KBQ2K67	Rural Svcs County Fairs & 4H	-18,112.56		
WARR	Warrants	18,112.56	0.00	0.00
KBQ2K68	Rural Svcs County Fairs/Rode	-4,700.00		
WARR	Warrants	4,700.00	0.00	0.00
KBQ2K69	Rural Svc Boys/Girls Clubs1	-29,550.00		
WARR	Warrants	29,550.00	0.00	0.00
KBQ2K71	Rural Svcs Museums	-58,950.00		
WARR	Warrants	58,950.00	0.00	0.00
KBQ2K73	Rural SvcsAfricanAmerCemet:	-68,950.00		
WARR	Warrants	68,950.00	0.00	0.00
KBQ2K74	Rural Svcs Boys/Girls Clubs	-39,400.00		
WARR	Warrants	39,400.00	0.00	0.00
KBQ2K76	Rural Svcs LEO Grants	-29,550.00		
WARR	Warrants	29,550.00	0.00	0.00

Fund Transaction by Type

Start Date:7/1/14 End Date:6/30/15

Fund	Fund Description	Beginning Balance			Ending Balance
Type	Type Description	Debits	Credits		
KBQ2K77	Rural Svc Boys/Girls Clubs2	-34,475.00			
WARR	Warrants	34,475.00	0.00		0.00
KBQ2K80	Rural Svc Boys/Girls Clubs3	-197,000.00			
WARR	Warrants	195,000.28	0.00		-1,999.72
KBQ2K82	Rural Svcs Public Facilities9	-5,000.00			
WARR	Warrants	5,000.00	0.00		0.00
KBQ2K83	Rural Svcs County Jails	-196,460.87			
WARR	Warrants	196,460.87	0.00		0.00
KBQ2K87	Rural Svcs Local Grants3	-23,337.82			
WARR	Warrants	23,337.82	0.00		0.00
KBQ2K88	Rural Svcs Local Grants4	-197,000.00			
WARR	Warrants	197,000.00	0.00		0.00
KBQ2K89	Rural Svcs Local Grants5	-246,250.00			
WARR	Warrants	246,250.00	0.00		0.00
KBQ2K90	Rural Svcs Local Grants7	-236,400.00			
WARR	Warrants	236,400.00	0.00		0.00
KBQ2K91	Rural Svcs Public Facilities	-295,500.00			
WARR	Warrants	290,499.70	0.00		-5,000.30
KBQ2K92	Rural Svcs Public Facilities2	-24,625.00			
WARR	Warrants	24,625.00	0.00		0.00
KBQ2K93	Rural Svcs Public Facilities4	-477,725.00			
WARR	Warrants	477,725.00	0.00		0.00
KBQ2K94	Rural Svcs Public Facilities5	-118,200.00			
WARR	Warrants	118,200.00	0.00		0.00
KBQ2K95	Rural Svcs Emergency Service	-197,000.00			
WARR	Warrants	197,000.00	0.00		0.00
KBQ2K96	Rural Svcs Emergency Service	-98,500.00			
WARR	Warrants	98,500.00	0.00		0.00
KBQ3G05	ABA State Realty Purchases/W	-229,722.08			
RXFR	Transfer (Regular)	0.00	2,261,400.00		
WARR	Warrants	638,668.73	0.00		-1,852,453.35
KBQ3J38	DVA Purch/Const/Equip Vet H	-7,500,000.00			
RXFR	Transfer (Regular)	0.00	425.00		
WARR	Warrants	1,028,113.39	0.00		-6,472,311.61

Fund Transaction by Type

Start Date:7/1/14 End Date:6/30/15

Fund	Fund Description	Beginning Balance	Ending Balance	
Type	Type Description	Debits	Credits	
KBQ3K97	DVA Const/Maint/M&O	-49,185.47		
WARR	Warrants	20,735.01	0.00	
				-28,450.46
KBQ4G03	Agri Realty Purchases/M&R	0.00		
RXFR	Transfer (Regular)	0.00	165,000.00	
WARR	Warrants	164,991.79	0.00	
				-8.21
KBQ4G04	Agri Realty Disaster Purch/M&	-66,320.19		
WARR	Warrants	8,312.62	0.00	
				-58,007.57
KBQ4G14	AGIO Statewide PAcel Map	0.00		
RXFR	Transfer (Regular)	0.00	260,000.00	
WARR	Warrants	24,448.21	0.00	
				-235,551.79
KBQ4G15	AGIO Aerial Photography DB	0.00		
RXFR	Transfer (Regular)	0.00	750,000.00	
				-750,000.00
KBQ4G98	ADCC Realty Purchase/M&R	-300,448.17		
RXFR	Transfer (Regular)	0.00	240,000.00	
WARR	Warrants	211,666.08	0.00	
				-328,782.09
KBQ4J02	ADC Malvern/Grimes/SplNeed:	-0.25		
RXFR	Transfer (Regular)	0.00	5,920,914.02	
WARR	Warrants	5,920,914.02	0.00	
				-0.25
KBQ4J36	ADC England School Training.	-5,833.17		
WARR	Warrants	4,704.74	0.00	
				-1,128.43
KBQ4J52	Dept Aero Aviation TrainingAc	-30,000.00		
WARR	Warrants	30,000.00	0.00	
				0.00
KBQ5G81	CRTI Capital Project/Facilities	-8,828.32		
RCPT	Receipt	0.00	1,037.29	
RXFR	Transfer (Regular)	62,677.68	171,901.76	
WARR	Warrants	108,638.05	0.00	
				-10,451.64
KBQ5G94	Career Ed Trng Instit WaterSy:	-146,945.54		
WARR	Warrants	146,945.42	0.00	
				-0.12
KBQ5H12	AETN RealtyPurch/M&R/Grant	-318,597.12		
RXFR	Transfer (Regular)	0.00	173.52	
WARR	Warrants	13,797.92	0.00	
				-304,972.72
KBQ5H70	NWTI Capital Balance Transfe	-78,976.08		
RXFR	Transfer (Regular)	0.00	374,623.24	
WARR	Warrants	157,947.72	0.00	
				-295,651.60
KBQ5H96	RTC Capital Balance Transfer	-118,048.47		
RXFR	Transfer (Regular)	0.00	200,176.11	
WARR	Warrants	202,986.18	0.00	

Fund Transaction by Type

Start Date:7/1/14 End Date:6/30/15

Fund	Fund Description	Beginning Balance		Ending Balance
Type	Type Description	Debits	Credits	
				-115,238.40
KBQ5J43	Blind School Realty Purch/Upg	-100,000.00		
RXFR	Transfer (Regular)	71,683.51	0.00	
WARR	Warrants	28,316.49	0.00	0.00
KBQ5J44	Deaf School Realty Purch/Upg	-100,000.00		
WARR	Warrants	100,000.00	0.00	0.00
KBQ5J84	ADE Fiscal Distress Schools	-80,000.00		
RCPT	Receipt	0.00	80,000.00	
WARR	Warrants	160,000.00	0.00	0.00
KBQ5J87	ASL Purchase/Equip/M&O	-2,114.00		
WARR	Warrants	2,114.00	0.00	0.00
KBQ5J88	ADE Open Enrollment ChAter	-75,000.00		
RXFR	Transfer (Regular)	75,000.00	0.00	0.00
KBQ5J90	AETN Const/Maint/Equi	-47,178.59		
RXFR	Transfer (Regular)	882.63	819.56	
WARR	Warrants	47,115.52	0.00	0.00
KBQ5L17	NWTI Const/Maint/Equip	-100,000.00		
RXFR	Transfer (Regular)	0.00	47,137.24	
WARR	Warrants	124,262.21	0.00	-22,875.03
KBQ6H14	State Motor VehicleAcquisitio	-82,080.62		
RXFR	Transfer (Regular)	1,007,712.50	2,000,000.00	-1,074,368.12
KBQ6H71	OHIT SHARE	-1,417,052.75		
RXFR	Transfer (Regular)	0.00	770,000.00	
WARR	Warrants	1,286,593.03	0.00	-900,459.72
KBQ6J15	PTC Const/Maint/Library	-562,878.26		
WARR	Warrants	466,705.36	0.00	-96,172.90
KBQ6J30	SEAC Const/Maint/Library	-125,000.00		
WARR	Warrants	125,000.00	0.00	0.00
KBQ6J33	Cossatot Const/Maint/Library	-1,053,864.97		
WARR	Warrants	725,110.64	0.00	-328,754.33
KBQ6J35	UACCM Const/Maint/Library	-250,000.00		
WARR	Warrants	65,503.40	0.00	-184,496.60
KBQ6J70	Cossatot M&R/M&O	-74,904.41		
WARR	Warrants	74,904.41	0.00	0.00
KBQ6K16	Safe Haven	-100,000.00		
RXFR	Transfer (Regular)	100,000.00	0.00	

Fund Transaction by Type

Start Date:7/1/14 End Date:6/30/15

Fund	Fund Description	Beginning Balance		Ending Balance
Type	Type Description	Debits	Credits	
				0.00
KBQ6K18	Developmentally Disabled	-10,000.00		
RXFR	Transfer (Regular)	10,000.00	0.00	0.00
KBQ6L19	PTC Adult Ed/Literacy	-42,538.44		
WARR	Warrants	42,538.44	0.00	0.00
KBQ6L20	PTC Student Success Cter	-17,311.39		
WARR	Warrants	17,311.39	0.00	0.00
KBQ6L21	PTC W LR Roof	-31,685.10		
WARR	Warrants	31,685.10	0.00	0.00
KBQ6L46	UACCM Const/Maint/Library1	-17,146.52		
WARR	Warrants	17,146.52	0.00	0.00
KBQ7H28	Equip/Software for SNAP	-1,212.53		
RXFR	Transfer (Regular)	824,875.00	826,548.97	-2,886.50
KBQ7J01	Medicaid Grants/Aid1	-70,000,000.00		
RXFR	Transfer (Regular)	57,880,000.00	735,551.00	-12,855,551.00
KBQ7J45	AEDC Alternative Fuels Rebat	-1,050,000.00		
RXFR	Transfer (Regular)	249,500.00	0.00	-800,500.00
KBQ7J50	Realty Purchases/Upgrades	-458.23		
RXFR	Transfer (Regular)	0.00	5,546.86	-6,005.09
KBQ7K28	Homeless Shelters1	-2,392.86		
WARR	Warrants	2,392.86	0.00	0.00
KBQ7K29	Food Pantry	-25,000.00		
WARR	Warrants	25,000.00	0.00	0.00
KBQ7K30	Food Distribution Networks	-25,000.00		
WARR	Warrants	25,000.00	0.00	0.00
KBQ7K32	Domestic Violence	-250,000.00		
WARR	Warrants	250,000.00	0.00	0.00
KBQ7K33	Homeless Shelters	-10,000.00		
WARR	Warrants	10,000.00	0.00	0.00
KBQ7K34	Maltreatment Registries	-25,000.00		
RXFR	Transfer (Regular)	25,000.00	0.00	0.00
KBQ7K35	Senior Citizen Centers	-70,000.00		
WARR	Warrants	70,000.00	0.00	0.00
KBQ7K36	Senior Citizen Centers1	-125,000.00		

Fund Transaction by Type

Start Date:7/1/14 End Date:6/30/15

Fund	Fund Description	Beginning Balance		Ending Balance
Type	Type Description	Debits	Credits	
WARR	Warrants	125,000.00	0.00	0.00
KBQ7K37	Senior Citizen Centers2	-20,000.00		
WARR	Warrants	20,000.00	0.00	0.00
KBQ7K38	Senior Citizen Centers3	-6,000.00		
WARR	Warrants	6,000.00	0.00	0.00
KBQ7K44	Drug Abuse Transfer1	-161,000.00		
RXFR	Transfer (Regular)	161,000.00	0.00	0.00
KBQ7K45	Drug Abuse Transfer2	-25,000.00		
RXFR	Transfer (Regular)	25,000.00	0.00	0.00
KBQ7K47	Drug Abuse Transfer4	-100,000.00		
RXFR	Transfer (Regular)	100,000.00	0.00	0.00
KBQ7K55	Homeless Shelters	-6,156.10		
WARR	Warrants	5,731.76	0.00	-424.34
KBQ7K56	Human Development Centers	-901.37		
WARR	Warrants	897.21	0.00	-4.16
KBQ7K60	Youth Shelters	-10,000.00		
WARR	Warrants	10,000.00	0.00	0.00
KBQ7L03	AEDC Local Econ DevGrants/l	0.00		
RXFR	Transfer (Regular)	0.00	2,575,000.00	
WARR	Warrants	1,175,000.00	0.00	-1,400,000.00
KBQ7L04	AEDC Economic Dev Grants/L	-225,000.00		
WARR	Warrants	225,000.00	0.00	0.00
KBQ7L07	AEDC Planning/DevelopmentC	-120,500.00		
WARR	Warrants	120,500.00	0.00	0.00
KBQ7L09	AEDC Planning/DevelopmentC	-55,000.00		
WARR	Warrants	35,000.00	0.00	-20,000.00
KBQ7L10	AEDC Planning/DevelopmentC	-35,000.00		
WARR	Warrants	35,000.00	0.00	0.00
KBQ7M01	AEDC Innovate A Fund Start U	0.00		
RXFR	Transfer (Regular)	1,625,000.00	1,625,000.00	0.00
KBQ7M03	AEDC TransfQuickActionClosi	0.00		
RXFR	Transfer (Regular)	20,525,000.00	20,525,000.00	0.00
KBQ7M06	AEDC Amendment 82 Debt Se	0.00		
RXFR	Transfer (Regular)	0.00	14,744,117.00	

Fund Transaction by Type

Start Date:7/1/14 End Date:6/30/15

Fund	Fund Description	Beginning Balance		Ending Balance
Type	Type Description	Debits	Credits	
WARR	Warrants	7,383,968.07	0.00	
				-7,360,148.93
KBQ7M84	Safe Haven Program Act 36 '1	0.00		
RXFR	Transfer (Regular)	0.00	100,061.50	
WARR	Warrants	38,190.34	0.00	
				-61,871.16
KBQ7M85	Community Prog DDS Act 36 '1	0.00		
RXFR	Transfer (Regular)	0.00	10,000.00	
WARR	Warrants	10,000.00	0.00	
				0.00
KBQ8G83	Community Ats Develop/Educ	0.00		
RXFR	Transfer (Regular)	0.00	50,000.00	
WARR	Warrants	50,000.00	0.00	
				0.00
KBQ8J76	Civil WA Sesquicentennial Con	-49,079.57		
RCPT	Receipt	0.00	405.00	
RXFR	Transfer (Regular)	14,444.88	0.00	
WARR	Warrants	5,825.08	0.00	
				-29,214.61
KBQ9G89	ASP Fleet Vehicle Purchases	0.00		
RXFR	Transfer (Regular)	2,787,000.00	2,787,000.00	
				0.00
KBQ9I38	Crime Lab Transfer Switch	-186,181.04		
WARR	Warrants	124,425.90	0.00	
				-61,755.14
KBQ9I39	Crime Lab LCMS Purchase	0.00		
RXFR	Transfer (Regular)	0.00	520,000.00	
WARR	Warrants	418,603.34	0.00	
				-101,396.66
KBQ9K61	Parks Realty Purch/Upgr/Gran	-50,000.00		
WARR	Warrants	50,000.00	0.00	
				0.00
KBQEX00	89th Session GIF Gov 19-5-10(-54,264,012.01		
RXFR	Transfer (Regular)	54,255,532.00	0.00	
				-8,480.01
KBQHOLD	89th Session GIF Mand 19-5-1(-9,309,431.00		
RXFR	Transfer (Regular)	5,920,914.02	0.00	
				-3,388,516.98
KBQRDAY	89th LegSession GIF Act 1519	-11,047,424.00		
AXFR	Advance Transfer	0.00	1,245,047.96	
GDIS	Distribution (General Fund)	0.00	17,754,952.04	
RCPT	Receipt	0.00	2,600,000.00	
RXFR	Transfer (Regular)	33,148,664.01	5,181,203.01	
				-4,679,963.00
KBQTI00	89th Sess GIF TechInst19-5-10	-939.29		
RXFR	Transfer (Regular)	775,595.61	775,395.82	
				-739.50
KBQUNOB	89th Sess GIF Unoblig 19-5-10	-96,248,302.65		
RXFR	Transfer (Regular)	3,000,000.00	7,547,496.16	
				-100,795,798.81

Fund Transaction by Type

Start Date:7/1/14 End Date:6/30/15

Fund	Fund Description	Beginning Balance	Ending Balance	
Type	Type Description	Debits	Credits	
MAA0000	Area Agencies on Aging	-11,702.99		
RXFR	Transfer (Regular)	6,208.00	6,346.00	
				-11,840.99
MAB0100	State Athletic Comm-Operatio	0.00		
RXFR	Transfer (Regular)	56.61	56.61	
				0.00
MAB0200	Athletic Commission	-272,744.36		
RCPT	Receipt	0.00	70,941.28	
RXFR	Transfer (Regular)	92,005.49	56.61	
SDIS	Distribution (Special Fund)	0.00	32,993.08	
SPEC	Special Reversing Entry	34,324.55	0.00	
				-250,405.29
MAC0100	Wtr Sewer Solid Mgmt-(455)	-7,135,897.37		
RCPT	Receipt	0.00	2,231,163.11	
RXFR	Transfer (Regular)	23,469.00	14,000.00	
WARR	Warrants	1,377,942.00	0.00	
				-7,979,649.48
MAE0000	ADEQ Abandoned Mine Reclai	-170,638.50		
RCPT	Receipt	0.00	2,978,026.27	
WARR	Warrants	3,017,447.00	0.00	
				-131,217.77
MAF0000	Surface Coal Mine	-82,776.51		
RCPT	Receipt	0.00	26,995.00	
				-109,771.51
MBB0100	Bail Bondsman Board	-777,241.11		
COFF	Checks Charged Off	1,750.00	1,750.00	
RADJ	Receipt Adjustment	267,377.71	0.00	
RCPT	Receipt	0.00	113,426.89	
RXFR	Transfer (Regular)	811,953.59	368,793.47	
SDIS	Distribution (Special Fund)	0.00	0.00	
SPEC	Special Reversing Entry	1,750.00	1,750.00	
WARR	Warrants	134,152.62	0.00	
				-45,977.55
MBB0200	Bail Bondsman-Holding (0211)	0.00		
COFF	Checks Charged Off	1,750.00	0.00	
RCPT	Receipt	0.00	421,990.00	
RXFR	Transfer (Regular)	389,876.22	371,774.06	
SDIS	Distribution (Special Fund)	0.00	413,516.16	
SPEC	Special Reversing Entry	421,990.00	1,750.00	
				-395,414.00
MBC0000	ADH Breast Cancer	-3,100,402.83		
RCPT	Receipt	0.00	20,885.00	
RXFR	Transfer (Regular)	3,032,027.66	3,729,802.26	
SDIS	Distribution (Special Fund)	0.00	2,785,020.79	
SPEC	Special Reversing Entry	3,159,513.80	19,762.04	
				-3,464,331.46
MBD0000	Sustainable Building 754/09	-7,307,264.23		
RCPT	Receipt	0.00	2,142,075.97	
RXFR	Transfer (Regular)	3,113,206.92	238,209.24	
				-6,574,342.52
MBD0105	SAU-ABA Energy Upgrd (0105)	0.00		

Fund Transaction by Type

Start Date:7/1/14 End Date:6/30/15

Fund	Fund Description	Beginning Balance		Ending Balance
Type	Type Description	Debits	Credits	
RXFR	Transfer (Regular)	0.00	53,743.94	
WARR	Warrants	53,743.94	0.00	
				0.00
MBD0195	UAFSSustainBldgDesign19-5-	0.00		
RXFR	Transfer (Regular)	0.00	7,454.81	
WARR	Warrants	7,454.81	0.00	
				0.00
MBD0350	Sustainable Bldg Design (0350	-18,447.71		
RXFR	Transfer (Regular)	244,043.31	1,277,025.59	
WARR	Warrants	1,032,982.28	0.00	
				-18,447.71
MBD0470	ABA SustaininableRevLaon (04	-99,375.42		
RXFR	Transfer (Regular)	69,678.82	1,409,698.85	
WARR	Warrants	1,330,437.01	0.00	
				-108,958.44
MBD0960	Roof Repair ABA (0960)	0.00		
RXFR	Transfer (Regular)	0.00	376,711.75	
WARR	Warrants	376,711.75	0.00	
				0.00
MBM0100	Armory Construction	-152,336.13		
WARR	Warrants	116,150.82	0.00	
				-36,185.31
MBR0100	Breast Cancer Research	-69,711.20		
RXFR	Transfer (Regular)	4,634.68	884,169.00	
SDIS	Distribution (Special Fund)	0.00	778,537.39	
SPEC	Special Reversing Entry	882,335.06	4,634.68	
WARR	Warrants	848,248.59	0.00	
				-1,833.94
MBR0200	UAMS S Komen Plate (0150)	-15,800.92		
RXFR	Transfer (Regular)	0.00	208,707.08	
SDIS	Distribution (Special Fund)	0.00	184,242.48	
SPEC	Special Reversing Entry	208,036.85	0.00	
WARR	Warrants	200,043.40	0.00	
				-670.23
MCC0100	DHS-Consld Cost-Opr	-59,637.77		
RADJ	Receipt Adjustment	202.92	202.92	
RCPT	Receipt	0.00	651,261.25	
RXFR	Transfer (Regular)	29,636.46	287,692.46	
WARR	Warrants	721,589.24	0.00	
				-247,365.78
MCD0100	DFA ADAP Grants	-55,319.91		
COFF	Checks Charged Off	1,050.00	0.00	
RCPT	Receipt	0.00	337,332.00	
RXFR	Transfer (Regular)	0.00	33,749.97	
WARR	Warrants	422,643.55	0.00	
				-2,708.33
MCE0000	Child Support Enforcement	0.00		
AXFR	Advance Transfer	0.00	859,588.89	
GDIS	Distribution (General Fund)	0.00	12,258,130.11	
RXFR	Transfer (Regular)	13,117,719.00	0.00	
				0.00

Fund Transaction by Type

Start Date:7/1/14 End Date:6/30/15

Fund	Fund Description	Beginning Balance		Ending Balance
Type	Type Description	Debits	Credits	
MCE0100	Child Support Enforcement	-2,903,929.54		
RCPT	Receipt	0.00	46,092.12	
RXFR	Transfer (Regular)	32,375,153.30	63,681,644.09	
WARR	Warrants	29,584,274.19	0.00	
				-4,672,238.26
MCE0200	Child Support Enf GR Hldg	0.00		
RCPT	Receipt	0.00	7,241,921.19	
RXFR	Transfer (Regular)	7,241,921.19	0.00	
				0.00
MCE0300	Child Sprt Enf-Oth Fd Hldg	-2,715,951.52		
RCPT	Receipt	0.00	1,005,021.98	
RXFR	Transfer (Regular)	4,005,021.98	5,210,231.20	
				-4,926,182.72
MCE0400	Child Support Enf Fed	0.00		
RCPT	Receipt	0.00	39,693,228.20	
RXFR	Transfer (Regular)	39,693,228.20	0.00	
				0.00
MCE0500	Child Support Enf Claims	0.00		
RCPT	Receipt	0.00	2,829,013.02	
RXFR	Transfer (Regular)	2,829,013.02	0.00	
				0.00
MCF0000	Constitutional Officers	-48,026,677.24		
CTAX	Claims & Taxes	753.23	0.00	
DXFR	Transfer (Deduction)	0.00	82,409,885.20	
RADJ	Receipt Adjustment	1,580,395.11	1.00	
RXFR	Transfer (Regular)	165,145,497.30	81,391,773.33	
SDIS	Distribution (Special Fund)	0.00	781,090.40	
SPEC	Special Reversing Entry	2,425,319.05	1,405,340.98	
				-44,862,803.46
MCF0200	Constitutional Officers House	-5,022,878.32		
RXFR	Transfer (Regular)	4,485,889.02	6,250,000.00	
WARR	Warrants	3,736,500.94	0.00	
				-3,050,488.36
MCF0500	Constitutional Officers Senate	-2,443,371.50		
RXFR	Transfer (Regular)	2,212,076.32	3,423,000.00	
WARR	Warrants	1,147,431.14	0.00	
				-2,506,864.04
MCF3400	Constitutional Officers Gov	-331,356.53		
RXFR	Transfer (Regular)	331,356.53	301,429.00	
WARR	Warrants	43,500.00	0.00	
				-257,929.00
MCF5900	Constl Officers-Auditor Of St-	-869,920.03		
COFF	Checks Charged Off	2,510.94	0.00	
RCPT	Receipt	0.00	2,260,046.66	
RXFR	Transfer (Regular)	20,002,181.51	40,780,127.49	
WARR	Warrants	22,259,797.21	0.00	
				-1,645,604.52
MCF5901	Const Off-Auditor Unapp (005)	0.00		
RCPT	Receipt	0.00	315.00	
RXFR	Transfer (Regular)	69.30	20,000,000.00	
WARR	Warrants	18,669,137.26	0.00	

Fund Transaction by Type

Start Date:7/1/14 End Date:6/30/15

Fund	Fund Description	Beginning Balance		Ending Balance
Type	Type Description	Debits	Credits	
				-1,331,108.44
MCH0000	Open Enroll Pub Charter Scho		0.00	
RXFR	Transfer (Regular)	0.00	75,000.00	
				-75,000.00
MCJ0000	County Jail Reimbursement		-500,000.63	
AXFR	Advance Transfer	0.00	9,332,241.33	
GDIS	Distribution (General Fund)	0.00	7,121,365.67	
RXFR	Transfer (Regular)	35,247,443.47	18,293,835.84	
				0.00
MCJ0480	County Jail Reimburse ADC		-1,087,357.00	
RXFR	Transfer (Regular)	500,000.00	22,386,659.63	
WARR	Warrants	19,346,735.00	0.00	
				-3,627,281.63
MCJ0485	County Jail Reimburse ADCC		-194,496.00	
RXFR	Transfer (Regular)	38,256.00	2,205,204.00	
WARR	Warrants	2,167,292.00	0.00	
				-194,152.00
MCR0100	Court Reporters		-137,406.20	
RCPT	Receipt	0.00	350.80	
RXFR	Transfer (Regular)	2,359.84	9,276,919.21	
WARR	Warrants	9,306,459.36	0.00	
				-105,857.01
MCV0000	Co Voting Sys Grant Act 1189/		-810,353.76	
RCPT	Receipt	0.00	1,345,595.96	
SDIS	Distribution (Special Fund)	0.00	983,955.06	
SPEC	Special Reversing Entry	1,145,177.50	0.00	
WARR	Warrants	1,521,265.05	0.00	
				-473,462.23
MDA0100	Drug/Alcohol Abuse Prev/Trea		-1,464,229.63	
RCPT	Receipt	0.00	13,755,605.06	
RXFR	Transfer (Regular)	24,784.00	3,019,393.00	
SDIS	Distribution (Special Fund)	0.00	404,524.43	
SPEC	Special Reversing Entry	440,015.14	0.00	
WARR	Warrants	16,167,543.35	0.00	
				-2,011,409.63
MDT0100	Law/Pros Drug Enf Training		-5,174.74	
RXFR	Transfer (Regular)	6,459.99	47,695.53	
WARR	Warrants	46,136.02	0.00	
				-274.26
MEE0000	Environmental Ed Fund		-315,768.80	
RCPT	Receipt	0.00	108,982.13	
RXFR	Transfer (Regular)	63,863.22	0.00	
WARR	Warrants	82,386.92	0.00	
				-278,500.79
MEM0000	Emergency Med Svcs (0645)		-52,578.53	
RADJ	Receipt Adjustment	0.00	140.00	
RCPT	Receipt	0.00	41,421.75	
RXFR	Transfer (Regular)	885.29	9,783.27	
SDIS	Distribution (Special Fund)	0.00	39,810.67	
SPEC	Special Reversing Entry	41,398.00	0.00	
WARR	Warrants	22,279.02	0.00	

Fund Transaction by Type

Start Date:7/1/14 End Date:6/30/15

Fund	Fund Description	Beginning Balance		Ending Balance
Type	Type Description	Debits	Credits	
				-79,171.91
MER0100	Computer & Elec Recycling-Oj	-318,265.60		
RXFR	Transfer (Regular)	0.00	94,882.83	
WARR	Warrants	219,674.42	0.00	
				-193,474.01
MES0100	EMS Enhancement Revolving	-9,728.92		
RXFR	Transfer (Regular)	9,728.92	0.00	
				0.00
MFF0100	Judicial Filing Fee-Gen Elec	-1,049,239.30		
WARR	Warrants	12,736.00	0.00	
				-1,036,503.30
MFP0100	Fire Protection Lic Board-Open	-146,015.09		
COFF	Checks Charged Off	800.00	0.00	
RCPT	Receipt	0.00	217,186.71	
RXFR	Transfer (Regular)	108,974.60	167.72	
WARR	Warrants	57,545.86	0.00	
				-196,049.06
MHC0000	Computer Services Revolving	0.00		
AXFR	Advance Transfer	0.00	17,105.75	
GDIS	Distribution (General Fund)	0.00	182,894.25	
RXFR	Transfer (Regular)	356,720.71	156,720.71	
				0.00
MHC0100	Computer Svcs Revl-Oprs	-14,548,905.73		
RCPT	Receipt	0.00	126,380,860.19	
RXFR	Transfer (Regular)	20,075,471.78	451,018.30	
WARR	Warrants	102,578,101.29	0.00	
				-18,727,211.15
MHC0400	DIS E-RATE REIMBURSEMEN'	-155,162.86		
RCPT	Receipt	0.00	3,027,808.24	
WARR	Warrants	3,182,187.68	0.00	
				-783.42
MHC0500	Broadband Serv/Enh Act 1201	-156,726.20		
RXFR	Transfer (Regular)	280,626.67	200,000.00	
WARR	Warrants	9,863.53	0.00	
				-66,236.00
MHD0100	Computer Svcs Reserve	-1,131,246.24		
RCPT	Receipt	0.00	17,374.44	
RXFR	Transfer (Regular)	0.00	2,553,324.83	
WARR	Warrants	1,583,937.38	0.00	
				-2,118,008.13
MHF0000	Health Facility Svc Revolving	-283,387.21		
RADJ	Receipt Adjustment	413,884.00	411,589.00	
RCPT	Receipt	0.00	477,559.00	
RXFR	Transfer (Regular)	170,940.55	17,935.54	
SDIS	Distribution (Special Fund)	0.00	403,035.58	
SPEC	Special Reversing Entry	416,059.00	4,295.00	
				-596,917.78
MHI0100	Health Info Tech 19-5-1244	-475,808.75		
RCPT	Receipt	0.00	1,819,032.52	
RXFR	Transfer (Regular)	1,059,337.10	175,338.94	
SDIS	Distribution (Special Fund)	0.00	1,152,715.06	

Fund Transaction by Type

Start Date:7/1/14 End Date:6/30/15

Fund	Fund Description	Beginning Balance		Ending Balance
Type	Type Description	Debits	Credits	
SPEC	Special Reversing Entry	1,277,379.77	0.00	
WARR	Warrants	579,669.38	0.00	
				-706,509.02
MHR0100	AR Home Inspectors Reg	-339,408.30		
COFF	Checks Charged Off	15.00	0.00	
RCPT	Receipt	0.00	68,157.00	
RXFR	Transfer (Regular)	45,428.93	38.04	
WARR	Warrants	10,171.03	0.00	
				-351,988.38
MHS0100	Highway Safety Special-904 O	-210,135.68		
RCPT	Receipt	0.00	1,733,528.92	
RXFR	Transfer (Regular)	8,042.26	894,236.64	
WARR	Warrants	1,903,559.44	0.00	
				-926,299.54
MHT0100	Tuition Adj-Funding	0.00		
RXFR	Transfer (Regular)	350,000.00	350,000.00	
				0.00
MIA0000	Innovate AR Act 1596/07 (0790	0.00		
RXFR	Transfer (Regular)	0.00	1,625,000.00	
WARR	Warrants	1,314,960.53	0.00	
				-310,039.47
MJA0000	Crime Information System	0.00		
AXFR	Advance Transfer	0.00	248,628.05	
GDIS	Distribution (General Fund)	0.00	3,537,035.95	
RXFR	Transfer (Regular)	3,785,067.00	0.00	
				-597.00
MJA0100	Crime Information System	-1,040,703.42		
COFF	Checks Charged Off	650.00	0.00	
RADJ	Receipt Adjustment	357.35	0.00	
RCPT	Receipt	0.00	4,164,264.04	
RXFR	Transfer (Regular)	3,180,230.17	3,871,812.20	
SDIS	Distribution (Special Fund)	0.00	2,459,235.43	
SPEC	Special Reversing Entry	2,711,483.00	650.00	
WARR	Warrants	3,941,108.52	0.00	
				-1,702,836.05
MJA0200	Crime Info System Backgrnd	-3,926,954.47		
RADJ	Receipt Adjustment	0.00	357.35	
RCPT	Receipt	0.00	46,215.35	
				-3,973,527.17
MJB0100	Justice Bldg Oprs-(350)	-581,442.78		
RXFR	Transfer (Regular)	0.00	56,405.13	
WARR	Warrants	26,673.94	0.00	
				-611,173.97
MJC0100	Mun Crt Judge Clerk Educ-Op	-168,429.72		
RXFR	Transfer (Regular)	0.00	74,943.07	
WARR	Warrants	101,122.31	0.00	
				-142,250.48
MJF0100	Judicial Fine Coll Enhance Op	-2,269,918.25		
RCPT	Receipt	0.00	4,727,641.16	
RXFR	Transfer (Regular)	2,706,301.35	487.26	
WARR	Warrants	2,408,622.85	0.00	

Fund Transaction by Type

Start Date:7/1/14 End Date:6/30/15

Fund	Fund Description	Beginning Balance	Ending Balance	
Type	Type Description	Debits	Credits	
				-1,883,122.47
MJM0000	DHS-Juv Det Facility Oprs	-239,232.41		
RXFR	Transfer (Regular)	399,998.38	400,000.00	
				-239,234.03
MJM0100	DHS-Juv Det Facility Oprs	0.00		
RXFR	Transfer (Regular)	0.00	31,167.00	
WARR	Warrants	31,167.00	0.00	
				0.00
MJM0200	DHS-Juv Det Facility-Benton C	0.00		
RCPT	Receipt	0.00	1.62	
RXFR	Transfer (Regular)	0.00	22,080.38	
WARR	Warrants	22,082.00	0.00	
				0.00
MJM0300	DHS-Juv Det Fac-Craighead C	0.00		
RXFR	Transfer (Regular)	0.00	31,167.00	
WARR	Warrants	31,167.00	0.00	
				0.00
MJM0400	DHS-Juv Det Fac-Crittenden C	0.00		
RXFR	Transfer (Regular)	0.00	31,167.00	
WARR	Warrants	31,167.00	0.00	
				0.00
MJM0500	DHS-Juv Det Fac-Faulkner Co	0.00		
RXFR	Transfer (Regular)	0.00	20,783.00	
WARR	Warrants	20,783.00	0.00	
				0.00
MJM0600	DHS-Juv Det Fac-Garland Co	0.00		
RXFR	Transfer (Regular)	0.00	28,574.00	
WARR	Warrants	28,574.00	0.00	
				0.00
MJM0700	DHS-Juv Det Fac-Independenc	0.00		
RXFR	Transfer (Regular)	0.00	31,167.00	
WARR	Warrants	31,167.00	0.00	
				0.00
MJM0800	DHS-Juv Det Fac-Jefferson Co	0.00		
RXFR	Transfer (Regular)	0.00	31,167.00	
WARR	Warrants	31,167.00	0.00	
				0.00
MJM0900	DHS-Juv Det Fac-Miller Co	0.00		
RXFR	Transfer (Regular)	0.00	31,167.00	
WARR	Warrants	31,167.00	0.00	
				0.00
MJM1000	DHS-Juv Det Fac-Miss Co	0.00		
RXFR	Transfer (Regular)	0.00	16,891.00	
WARR	Warrants	16,891.00	0.00	
				0.00
MJM1200	DHS-Juv Det Fac-Pulaski Co	0.00		
RXFR	Transfer (Regular)	0.00	31,167.00	
WARR	Warrants	31,167.00	0.00	
				0.00
MJM1300	DHS-Juv Det Fac-Sebastian Co	0.00		

Fund Transaction by Type

Start Date:7/1/14 End Date:6/30/15

Fund	Fund Description	Beginning Balance		Ending Balance
Type	Type Description	Debits	Credits	
RXFR	Transfer (Regular)	0.00	31,167.00	
WARR	Warrants	31,167.00	0.00	
				0.00
MJM1500	DHS-Juv Det Fac-Washington			0.00
RXFR	Transfer (Regular)	0.00	31,167.00	
WARR	Warrants	31,167.00	0.00	
				0.00
MJM1600	DHS-Juv Det Fac-Yell Co			0.00
RXFR	Transfer (Regular)	0.00	31,167.00	
WARR	Warrants	31,167.00	0.00	
				0.00
MJU0000	Co Juror Reimburse Act 923/1			-385,740.92
RXFR	Transfer (Regular)	0.00	633,762.00	
WARR	Warrants	567,650.00	0.00	
				-451,852.92
MLA0100	City-County Tourist Facilities			0.00
LCRT	General Letter of Cert	0.00	2,799,743.00	
WARR	Warrants	2,799,743.00	0.00	
				0.00
MLC0000	County Aid Fund			-14,383,653.38
4LHC	Four Lane Highway Constructio	0.00	32,519,989.60	
AXFR	Advance Transfer	0.00	3,561,211.87	
DXFR	Transfer (Deduction)	0.00	859,335.67	
GDIS	Distribution (General Fund)	0.00	18,083,855.13	
HDIS	Distribution (Highway Fund)	0.00	70,531,122.23	
HSDIS	Highway Severance Distribution	0.00	9,537,995.98	
RXFR	Transfer (Regular)	151,871,648.76	2,394,484.90	
				0.00
MLC0100	County Aid Fund-Gen-(074)			-393,113.10
RCPT	Receipt	0.00	2,512,500.00	
RXFR	Transfer (Regular)	8,053,935.16	25,180,656.53	
WARR	Warrants	18,524,576.62	0.00	
				-1,507,757.85
MLC0200	County Aid Fund-Sp-(074)			-4,011,077.16
CTAX	Claims & Taxes	1,825.99	0.00	
RCPT	Receipt	0.00	30.47	
RXFR	Transfer (Regular)	485,484.76	136,075,606.53	
SDIS	Distribution (Special Fund)	0.00	6,713,595.66	
SPEC	Special Reversing Entry	7,667,862.69	347,455.74	
WARR	Warrants	134,586,056.42	0.00	
				-4,406,535.70
MLC0300	County Aid Military Land Sale			-156,032.13
RADJ	Receipt Adjustment	463,932.02	0.00	
RCPT	Receipt	0.00	9,264,349.66	
WARR	Warrants	8,766,015.33	0.00	
				-190,434.44
MLC0400	Co Public Emp Blkt Bond Prgr			0.00
RXFR	Transfer (Regular)	54,040.00	54,040.00	
				0.00
MLM0000	Municipal Aid			-14,806,176.06
4LHC	Four Lane Highway Constructio	0.00	32,519,989.58	

Fund Transaction by Type

Start Date:7/1/14 End Date:6/30/15

Fund	Fund Description	Beginning Balance		Ending Balance
Type	Type Description	Debits	Credits	
AXFR	Advance Transfer	0.00	2,996,137.46	
DXFR	Transfer (Deduction)	0.00	859,335.67	
GDIS	Distribution (General Fund)	0.00	26,375,961.54	
HDIS	Distribution (Highway Fund)	0.00	70,531,122.21	
HSDIS	Highway Severance Distribution	0.00	9,537,995.96	
RXFR	Transfer (Regular)	161,401,742.09	3,775,023.61	
				0.00
MLM0100	Municipal Aid General Revenu		-552,939.97	
RXFR	Transfer (Regular)	1,267,746.78	32,746,769.34	
WARR	Warrants	29,942,108.82	0.00	
				-2,089,853.71
MLM0200	Municipal Aid Highway Reveni		-75,177.06	
CTAX	Claims & Taxes	1,825.99	0.00	
RADJ	Receipt Adjustment	2,790.91	0.00	
RCPT	Receipt	0.00	13,214.73	
RXFR	Transfer (Regular)	1,637.49	124,908,909.74	
SDIS	Distribution (Special Fund)	0.00	10,090.26	
SPEC	Special Reversing Entry	13,214.73	2,790.91	
WARR	Warrants	124,917,933.92	0.00	
				-72,779.66
MLM0400	Mun Pub Emp Blkt Bond Prgm		0.00	
RXFR	Transfer (Regular)	104,685.00	104,685.00	
				0.00
MLS0100	DOL-Boiler Admin		-351,534.16	
COFF	Checks Charged Off	225.00	0.00	
RCPT	Receipt	0.00	821,133.78	
RXFR	Transfer (Regular)	597,737.79	38.15	
SDIS	Distribution (Special Fund)	0.00	736,048.29	
SPEC	Special Reversing Entry	809,816.78	225.00	
WARR	Warrants	190,828.40	0.00	
				-310,371.41
MLS0200	DOL-Elec Bd Ops		-1,190,917.77	
COFF	Checks Charged Off	760.00	0.00	
RCPT	Receipt	0.00	518,021.00	
RXFR	Transfer (Regular)	440,133.17	126,823.23	
SDIS	Distribution (Special Fund)	0.00	482,067.50	
SPEC	Special Reversing Entry	514,696.00	760.00	
WARR	Warrants	191,973.34	0.00	
				-1,171,026.99
MLS0300	DOL-Other Revenue Receipts		-201,625.16	
COFF	Checks Charged Off	500.00	0.00	
RCPT	Receipt	0.00	648,209.19	
RXFR	Transfer (Regular)	558,548.00	304.19	
SDIS	Distribution (Special Fund)	0.00	373,382.73	
SPEC	Special Reversing Entry	406,714.00	200.00	
				-257,959.27
MMA0500	Disaster Assistance Gov Eppa		-75,113.43	
RXFR	Transfer (Regular)	8,206.83	350.00	
WARR	Warrants	67,252.09	0.00	
				-4.51
MMA0844	Disaster Asst PAACA (0620)		-41,395.40	

Fund Transaction by Type

Start Date:7/1/14 End Date:6/30/15

Fund	Fund Description	Beginning Balance	Ending Balance
Type	Type Description	Debits	Credits
RXFR	Transfer (Regular)	0.00	1,300.00
WARR	Warrants	42,669.25	0.00
			-26.15
MMA0911	Disaster Assist 0911 (0620)	-21,351.87	
RXFR	Transfer (Regular)	14,515.65	4,577.00
			-11,413.22
MMA0919	Diaster Assist PA (0620)	-1.71	
RXFR	Transfer (Regular)	0.00	17,000.00
WARR	Warrants	4,833.89	0.00
			-12,167.82
MMA0928	Disaster Assist (0620)	-4,800.44	
RXFR	Transfer (Regular)	18,914.00	14,535.00
			-421.44
MMA0938	Disaster Assist (0620)	-8,231.98	
RXFR	Transfer (Regular)	0.00	117,100.00
WARR	Warrants	56,013.97	0.00
			-69,318.01
MMA1106	Disaster Assist (0620)	-37,999.84	
RCPT	Receipt	0.00	500.00
			-38,499.84
MMA1140	Disaster Assist (0620)	-88,086.31	
RCPT	Receipt	0.00	299.42
			-88,385.73
MMA1201	Disaster Assist (0620)	-1,000.00	
RXFR	Transfer (Regular)	1,000.00	0.00
			0.00
MMA1210	Disaster Assit (0620)	-40,124.58	
RXFR	Transfer (Regular)	0.00	1,200,225.00
WARR	Warrants	992,942.16	0.00
			-247,407.42
MMA1211	Disaster Assist (0620)	-685.60	
RXFR	Transfer (Regular)	0.00	93,000.00
WARR	Warrants	93,443.61	0.00
			-241.99
MMA1220	Disaster Assist (0620)	-41,303.86	
RXFR	Transfer (Regular)	8,038.18	0.00
WARR	Warrants	258.48	0.00
			-33,007.20
MMA1306	Disaster Assist (0620)	-257.99	
RXFR	Transfer (Regular)	0.00	43,640.00
WARR	Warrants	43,897.94	0.00
			-0.05
MMA1309	Disaster Assist (0620)	-3,198.49	
RXFR	Transfer (Regular)	5,324.82	5,126.33
WARR	Warrants	1,000.00	0.00
			-2,000.00
MMA1312	Disaster Assis (0620)	-4,939.04	
RXFR	Transfer (Regular)	0.00	527,000.00
WARR	Warrants	496,186.76	0.00
			-35,752.28

Fund Transaction by Type

Start Date:7/1/14 End Date:6/30/15

Fund	Fund Description	Beginning Balance			Ending Balance
Type	Type Description	Debits	Credits		
MMA1313	Disaster Assist (0620)	-6,798.94			
RXFR	Transfer (Regular)	6,798.94	0.00		0.00
MMA1315	Disaster Assist (0620)	-156,955.00			
RXFR	Transfer (Regular)	500.00	0.00		-156,455.00
MMA1317	Disaster Assistance (0620)	-6,294.84			
RXFR	Transfer (Regular)	6,294.84	0.00		0.00
MMA1319	Disaster Assist (0620)	-15,514.50			
RXFR	Transfer (Regular)	0.00	5,738.58		
WARR	Warrants	21,253.08	0.00		0.00
MMA1321	Disaster Assist (0620)	-67,725.76			
RXFR	Transfer (Regular)	4,987.45	0.00		-62,738.31
MMA1324	Disaster Assist (0620)	-1,044.01			
RXFR	Transfer (Regular)	0.00	23,232.65		
WARR	Warrants	24,276.66	0.00		0.00
MMA1398	Disaster Assist (0620)	-116,307.08			
RXFR	Transfer (Regular)	5,738.58	0.00		
WARR	Warrants	110,568.50	0.00		0.00
MMA1407	Disaster Assistance (0620)	-43,123.60			
RXFR	Transfer (Regular)	7,015.95	0.00		
WARR	Warrants	7,041.72	0.00		-29,065.93
MMA1412	Disaster Assist (0620)	0.00			
RXFR	Transfer (Regular)	0.00	10,000.00		
WARR	Warrants	922.67	0.00		-9,077.33
MMA1413	Disaster Assist (0620)	0.00			
RXFR	Transfer (Regular)	106,641.53	2,169,597.74		
WARR	Warrants	1,911,845.13	0.00		-151,111.08
MMA1414		0.00			
RXFR	Transfer (Regular)	0.00	85,813.00		-85,813.00
MMA1429	Disaster Assist (0620)	-250,000.00			
RXFR	Transfer (Regular)	208,440.00	0.00		
WARR	Warrants	41,560.00	0.00		0.00
MMA1433	Disaster Assist (0620)	0.00			
RCPT	Receipt	0.00	523.07		
RXFR	Transfer (Regular)	0.00	250,000.00		
WARR	Warrants	176,305.65	0.00		-74,217.42
MMA1434	Disaster Assist (0620)	0.00			
RXFR	Transfer (Regular)	0.00	300,000.00		

Fund Transaction by Type

Start Date:7/1/14 End Date:6/30/15

Fund	Fund Description	Beginning Balance		Ending Balance
Type	Type Description	Debits	Credits	
WARR	Warrants	245,240.00	0.00	
				-54,760.00
MMA1435	Disaster Assist (0620)	0.00		
RXFR	Transfer (Regular)	0.00	400,000.00	
WARR	Warrants	396,086.44	0.00	
				-3,913.56
MMA1436	Disaster Assist (0620)	0.00		
RXFR	Transfer (Regular)	0.00	25,000.00	
WARR	Warrants	24,516.15	0.00	
				-483.85
MMA1441	Disaster Assist (0620)	0.00		
RXFR	Transfer (Regular)	0.00	95,000.00	
WARR	Warrants	94,963.81	0.00	
				-36.19
MMA1449	Disaster Assist (0620)	0.00		
RXFR	Transfer (Regular)	0.00	151,000.00	
WARR	Warrants	89,283.08	0.00	
				-61,716.92
MMA1450	Disaster Assist (0620)	0.00		
RXFR	Transfer (Regular)	0.00	221,000.00	
WARR	Warrants	60,490.00	0.00	
				-160,510.00
MMA1451	Disaster Assist (0620)	0.00		
RXFR	Transfer (Regular)	0.00	37,000.00	
WARR	Warrants	24,586.52	0.00	
				-12,413.48
MMA1452	Disaster Assist (0620)	0.00		
RXFR	Transfer (Regular)	0.00	27,500.00	
WARR	Warrants	27,500.00	0.00	
				0.00
MMA1453	Disaster Assist (0620)	0.00		
RXFR	Transfer (Regular)	0.00	32,000.00	
WARR	Warrants	31,641.13	0.00	
				-358.87
MMA1454	Disaster Assist (0620)	0.00		
RXFR	Transfer (Regular)	29,629.81	101,000.00	
WARR	Warrants	70,886.54	0.00	
				-483.65
MMA1455	Disaster Assist (0620)	0.00		
RXFR	Transfer (Regular)	0.00	172,000.00	
WARR	Warrants	171,381.02	0.00	
				-618.98
MMA1504	Disaster Assist (0620)	0.00		
RXFR	Transfer (Regular)	0.00	25,000.00	
WARR	Warrants	25,000.00	0.00	
				0.00
MMA1505	DIS ASSIST (0620)	0.00		
RXFR	Transfer (Regular)	0.00	69,413.50	
				-69,413.50
MMA1510	DIS ASST (620)	0.00		

Fund Transaction by Type

Start Date:7/1/14 End Date:6/30/15

Fund	Fund Description	Beginning Balance		Ending Balance
Type	Type Description	Debits	Credits	
RXFR	Transfer (Regular)	0.00	95,000.00	
				-95,000.00
MMA1511	Disaster Assist (0620)		0.00	
RXFR	Transfer (Regular)	0.00	25,000.00	
WARR	Warrants	3,062.76	0.00	
				-21,937.24
MMA1512	DFA Dis Asst Pa (0620)		0.00	
RXFR	Transfer (Regular)	0.00	42,303.50	
				-42,303.50
MMA1513	Disaster Assist (0620)		0.00	
RXFR	Transfer (Regular)	8,533.22	50,000.00	
WARR	Warrants	36,542.66	0.00	
				-4,924.12
MMA1514	Disaster Assist (0620)		0.00	
RXFR	Transfer (Regular)	0.00	45,000.00	
WARR	Warrants	44,902.06	0.00	
				-97.94
MMA1516	Disaster Assist (0620)		0.00	
RXFR	Transfer (Regular)	0.00	45,051.00	
WARR	Warrants	45,051.00	0.00	
				0.00
MMA1520	Disaster Assist (0620)		0.00	
RXFR	Transfer (Regular)	0.00	300,000.00	
WARR	Warrants	115.36	0.00	
				-299,884.64
MMA2600	Disaster Assit Padr 04-43 (062)		-437.14	
RXFR	Transfer (Regular)	26.23	0.00	
				-410.91
MMA6700	Dis Asst		-131,553.91	
RXFR	Transfer (Regular)	64,709.00	0.00	
				-66,844.91
MMD0000	Trial Court Adm Asst 1328/09		-225,990.06	
RCPT	Receipt	0.00	464.32	
RXFR	Transfer (Regular)	34.44	7,563,070.74	
WARR	Warrants	7,363,763.68	0.00	
				-425,727.00
MMF0000	Merit Adjustment		0.00	
AXFR	Advance Transfer	0.00	5,250,000.00	
				-5,250,000.00
MMF0100	Merit Adjustment		-14,515,120.79	
RXFR	Transfer (Regular)	3,999,430.00	0.00	
				-10,515,690.79
MMT0100	Massage Therapy Bd-Operatio		-81,971.67	
RCPT	Receipt	0.00	92,908.41	
RXFR	Transfer (Regular)	94,864.17	73.45	
SDIS	Distribution (Special Fund)	0.00	72,746.16	
SPEC	Special Reversing Entry	86,768.41	0.00	
WARR	Warrants	57,537.71	0.00	
				-8,529.40
MMV0200	Motor Vehicle Acquisition M&I		-701,660.38	

Fund Transaction by Type

Start Date:7/1/14

End Date:6/30/15

Fund	Fund Description	Beginning Balance	Ending Balance
Type	Type Description	Debits	Credits
RXFR	Transfer (Regular)	794,018.05	986,239.12
			-893,881.45
MMV0400	MVAR-M & R	-663,895.73	
RXFR	Transfer (Regular)	136,134.00	701,660.38
			-1,229,422.11
MMV1A00	MVAR-100 HSU	0.00	
RCPT	Receipt	0.00	19,869.00
			-19,869.00
MMV1B00	MVAR-105 SAU	0.00	
RCPT	Receipt	0.00	59,853.00
WARR	Warrants	17,847.00	0.00
			-42,006.00
MMV1D00	MVAR-115 SAU Tech	-800.00	
RCPT	Receipt	0.00	59,516.50
WARR	Warrants	59,516.50	0.00
			-800.00
MMV1E00	MVAR-120 ASU Beebe	0.00	
RCPT	Receipt	0.00	25,377.00
WARR	Warrants	25,377.00	0.00
			0.00
MMV1F00	MVAR-125 ASU Jonesboro	-58,808.46	
RCPT	Receipt	0.00	34,899.29
RXFR	Transfer (Regular)	0.00	18,542.75
WARR	Warrants	68,289.50	0.00
			-43,961.00
MMV1G00	MVAR-130 ATU	-27,311.00	
RCPT	Receipt	0.00	16,496.50
WARR	Warrants	40,407.50	0.00
			-3,400.00
MMV1H00	MVAR-135 UAF	-135,251.00	
RCPT	Receipt	0.00	363,981.80
RXFR	Transfer (Regular)	0.00	32,102.20
WARR	Warrants	530,955.00	0.00
			-380.00
MMV1I00	MVAR-145 UALR	-100.00	
RCPT	Receipt	0.00	67,371.00
			-67,471.00
MMV1J00	MVAR-150 UAMS	-82,502.00	
RCPT	Receipt	0.00	145,595.13
RXFR	Transfer (Regular)	0.00	10,842.87
WARR	Warrants	149,929.00	0.00
			-89,011.00
MMV1K00	MVAR-155 UAM	-62,497.00	
RCPT	Receipt	0.00	17,597.00
WARR	Warrants	78,304.00	0.00
			-1,790.00
MMV1L00	MVAR-160 UAPB	-77,171.90	
RCPT	Receipt	0.00	32,993.00
WARR	Warrants	100,364.00	0.00
			-9,800.90

Fund Transaction by Type

Start Date:7/1/14 End Date:6/30/15

Fund	Fund Description	Beginning Balance			Ending Balance
Type	Type Description	Debits	Credits		
MMV1M00	MVAR-165 UCA	-44,977.50			
RCPT	Receipt	0.00	25,480.00		
WARR	Warrants	70,422.50	0.00		-35.00
MMV1V00	MVAR-198 NW CC	0.00			
RCPT	Receipt	0.00	23,903.50		
WARR	Warrants	23,903.50	0.00		0.00
MMV1W00	MVAR-128 ASU Mtn Hm	0.00			
RCPT	Receipt	0.00	7,750.00		
WARR	Warrants	7,750.00	0.00		0.00
MMV1X00	MVAR-177 Mid So CC	-46,928.00			
WARR	Warrants	46,928.00	0.00		0.00
MMV1Z00	ASU Newport (0620)	0.00			
RCPT	Receipt	0.00	25,493.00		
WARR	Warrants	25,493.00	0.00		0.00
MMV2E00	MV-Tobacco Ctl Brd	-155.00			
RXFR	Transfer (Regular)	24,201.00	84,618.00		-60,572.00
MMV3J00	MVAR St Bldg Serv	-1,546.65			
RXFR	Transfer (Regular)	20,141.00	100,725.00		-82,130.65
MMV4B00	Agri Dept (0620)	-63,560.82			
RXFR	Transfer (Regular)	192,348.50	164,450.50		-35,662.82
MMV4F00	MVAR Insurance	-0.99			
RXFR	Transfer (Regular)	21,699.00	21,699.00		-0.99
MMV4H00	MVAR Pub Serv Comm	0.00			
RXFR	Transfer (Regular)	54,692.00	57,692.00		-3,000.00
MMV4M00	MVAR Correct	-97,051.50			
RXFR	Transfer (Regular)	202,690.00	105,638.50		0.00
MMV4N00	MVAR Cmty Punishment	-454,608.91			
RXFR	Transfer (Regular)	270,542.00	0.00		-184,066.91
MMV5A00	MVAR Educ Gen	0.00			
RXFR	Transfer (Regular)	32,893.00	86,699.00		-53,806.00
MMV5E00	MVAR ETV	-3,280.25			
RXFR	Transfer (Regular)	29,179.00	29,179.00		-3,280.25
MMV6C00	MVAR ABC Enf	0.00			
RXFR	Transfer (Regular)	0.00	20,284.00		-20,284.00
MMV6E00	MVAR Rev	-327,358.06			

Fund Transaction by Type

Start Date:7/1/14 End Date:6/30/15

Fund	Fund Description	Beginning Balance		Ending Balance
Type	Type Description	Debits	Credits	
RXFR	Transfer (Regular)	602,755.50	321,784.50	
				-46,387.06
MMV6H00	MVAR Health Srvs	0.00		
RXFR	Transfer (Regular)	24,458.00	24,458.00	
				0.00
MMV6I00	MVAR BRTC	0.00		
RCPT	Receipt	0.00	20,563.00	
WARR	Warrants	20,563.00	0.00	
				0.00
MMV7B00	MVAR DHS	-13,289.62		
RXFR	Transfer (Regular)	88,107.00	178,615.00	
				-103,797.62
MMV8B00	Motor Vehicle ESD	-3,487.63		
RXFR	Transfer (Regular)	16,496.50	16,496.50	
				-3,487.63
MMV8C00	MVAR DAH Central	-3,200.00		
RXFR	Transfer (Regular)	3,200.00	0.00	
				0.00
MMV8D00	MVAR Delta Cultural Ctr	-3,200.00		
RXFR	Transfer (Regular)	3,200.00	0.00	
				0.00
MMV9A00	MVAR Dept of Parks & Tourisr	-277,354.01		
RXFR	Transfer (Regular)	317,002.00	316,936.00	
				-277,288.01
MMV9C00	MVAR AR Dept of Eviron Qual	-29,252.57		
RXFR	Transfer (Regular)	48,315.00	44,498.00	
				-25,435.57
MMV9E00	MVAR Crime Lab	0.00		
RXFR	Transfer (Regular)	16,496.50	16,496.50	
				0.00
MMV9F00	MVAR State Police	-13,747.39		
RXFR	Transfer (Regular)	3,832,141.00	3,873,191.61	
				-54,798.00
MMV9G00	MVAR Military	-64,417.46		
RXFR	Transfer (Regular)	141,125.96	93,329.00	
				-16,620.50
MMV9I00	MVAR AR Crime Information C	0.00		
RXFR	Transfer (Regular)	16,496.50	16,496.50	
				0.00
MNA0100	Information Network of AR-Op	-1,256,461.87		
RCPT	Receipt	0.00	199,245.00	
WARR	Warrants	77,203.88	0.00	
				-1,378,502.99
MNM0000	NewMarketPerfGuar (0790)	-875,780.63		
WARR	Warrants	444,061.38	0.00	
				-431,719.25
MNU0000	Umilical Cord Blood 777/09	-224.00		
RXFR	Transfer (Regular)	0.00	3,441.79	
WARR	Warrants	3,328.79	0.00	
				-337.00

Fund Transaction by Type

Start Date:7/1/14 End Date:6/30/15

Fund	Fund Description	Beginning Balance		Ending Balance
Type	Type Description	Debits	Credits	
MPC0000	DFA Purchase Card Prog	-172,928.85		
RCPT	Receipt	0.00	1,168,485.61	
RXFR	Transfer (Regular)	233,345.87	0.00	
WARR	Warrants	32,063.21	0.00	
				-1,076,005.38
MPH0000	Property Sales Holding	-683,989.77		
COFF	Checks Charged Off	265.00	0.00	
RCPT	Receipt	0.00	3,266,867.45	
RXFR	Transfer (Regular)	3,545,576.09	674.51	
WARR	Warrants	45,124.99	0.00	
				-360,565.65
MPH0100	Property Sales Holding	-514,911.12		
RXFR	Transfer (Regular)	589,169.52	808,534.61	
WARR	Warrants	253,702.70	0.00	
				-480,573.51
MPH0200	Property Sales Holding	-10,262.70		
RXFR	Transfer (Regular)	2,165,078.86	2,740,501.71	
WARR	Warrants	480,047.52	0.00	
				-105,638.03
MPL0645	Lead Based Paint Haz (0645)	-259,781.02		
RCPT	Receipt	0.00	15,720.00	
SDIS	Distribution (Special Fund)	0.00	12,300.00	
SPEC	Special Reversing Entry	15,570.00	0.00	
				-272,231.02
MPT0100	AR Parks & Trsm-Parks Div	-867,151.37		
RXFR	Transfer (Regular)	127,026.25	827.05	
WARR	Warrants	53,970.17	0.00	
				-686,982.00
MPT0200	AR Parks & Trsm-Outdoor Grn	-3,883,473.29		
RCPT	Receipt	0.00	60.94	
RXFR	Transfer (Regular)	85,693.59	2,452,864.47	
SDIS	Distribution (Special Fund)	0.00	2,061,924.60	
SPEC	Special Reversing Entry	2,443,457.27	85,693.59	
WARR	Warrants	1,651,813.41	0.00	
				-4,303,052.62
MPW0000	AR Port&Waterway Dev Grant	0.00		
RXFR	Transfer (Regular)	0.00	450,644.42	
				-450,644.42
MQA0000	Quick Action Closing Act 510/	-31,859,999.31		
RCPT	Receipt	0.00	788,566.80	
RXFR	Transfer (Regular)	0.00	20,525,000.00	
WARR	Warrants	19,467,103.28	0.00	
				-33,706,462.83
MRF0101	Rural Fire Protection 19-5-101	-499,194.46		
RCPT	Receipt	0.00	546,412.09	
RXFR	Transfer (Regular)	31.62	1,249.50	
WARR	Warrants	562,395.82	0.00	
				-484,428.61
MRH0100	Rural Health Service Revolving	-82,900.69		
WARR	Warrants	7,246.16	0.00	
				-75,654.53

Fund Transaction by Type

Start Date:7/1/14 End Date:6/30/15

Fund	Fund Description	Beginning Balance	Ending Balance	
Type	Type Description	Debits	Credits	
MRP0100	DHS-MEDICAID REBATE REV(-5,494,560.62		
RCPT	Receipt	0.00	173,914,326.59	
RXFR	Transfer (Regular)	179,433,799.22	24,912.01	0.00
MSB0000	Minority Bus Loan 1428/09	-298,493.56		
RCPT	Receipt	0.00	300.00	
WARR	Warrants	150.00	0.00	-298,643.56
MSH0000	Safe Harbor Exploited Childre	0.00		
RCPT	Receipt	0.00	930.00	
RXFR	Transfer (Regular)	0.00	70.00	-1,000.00
MSR0100	St Military Sp Revl	-528,240.43		
RXFR	Transfer (Regular)	2,404.90	2,426.33	
WARR	Warrants	195.15	0.00	-528,066.71
MST0000	Arkansas Acceleration Act706	-1,177,653.00		
RCPT	Receipt	0.00	151.40	
RXFR	Transfer (Regular)	750,000.00	0.00	
WARR	Warrants	199,122.00	0.00	-228,682.40
MTA0000	Miscellaneous Revolving	-61,990.40		
RCPT	Receipt	0.00	1,562,483.41	
RXFR	Transfer (Regular)	1,543,702.84	28,042.75	-108,813.72
MTA0201	Misc Revl-Widow/Depnd Chldr	-185,308.43		
CTAX	Claims & Taxes	36,364.43	166,051.62	
NDXF	Transfer (Non-Distribution)	18,805.27	18,805.27	
RXFR	Transfer (Regular)	41,186.36	1,310,365.49	
WARR	Warrants	1,468,085.99	0.00	-116,088.76
MTA0202	Death Benefit Agency (0360)	-25,000.00		
RXFR	Transfer (Regular)	0.00	100,000.00	
WARR	Warrants	100,000.00	0.00	-25,000.00
MTA0245	Massage Therapy (0245)	0.00		
RXFR	Transfer (Regular)	51,201.43	60,000.00	
WARR	Warrants	8,607.85	0.00	-190.72
MTA0300	DFA-Miscellaneous Revl-Reve	-218,270.00		
CTAX	Claims & Taxes	5,059.16	41,923.86	
RCPT	Receipt	0.00	3,029.11	
RXFR	Transfer (Regular)	24,177.54	2,919.47	
WARR	Warrants	87,479.34	0.00	-149,426.40
MTA0301	Sales/Use Tax Refunds (0630)	-6,282,128.27		
RXFR	Transfer (Regular)	374,040.77	96,787,744.99	
WARR	Warrants	80,181,861.82	0.00	-22,513,970.67
MTA0302	Motor Fuel Tax Ref (0630)	-225,401.80		
RXFR	Transfer (Regular)	0.00	1,872,333.61	

Fund Transaction by Type

Start Date:7/1/14 End Date:6/30/15

Fund	Fund Description	Beginning Balance			Ending Balance
Type	Type Description	Debits	Credits		
WARR	Warrants	2,018,629.34	0.00		
					-79,106.07
MTA0303	Natl Gas Sev Tax Ref (0630)	-449,219.67			
RXFR	Transfer (Regular)	0.00	377,790.57		
WARR	Warrants	822,804.35	0.00		
					-4,205.89
MTA0304	Alcohol Tax Refunds (0630)	0.00			
RXFR	Transfer (Regular)	0.00	123,493.93		
WARR	Warrants	102,426.56	0.00		
					-21,067.37
MTA0305	Soft Drink Tax Refunds (0630)	-10,410.55			
RXFR	Transfer (Regular)	0.00	978,977.88		
WARR	Warrants	989,152.62	0.00		
					-235.81
MTA0306	Cigarette/Tobacco Tax Ref 063	-2,469.85			
RXFR	Transfer (Regular)	0.00	138,859.78		
WARR	Warrants	141,274.72	0.00		
					-54.91
MTA0307	Severance Tax Refunds (0630)	-1,674.35			
RXFR	Transfer (Regular)	4,869.00	378,983.96		
WARR	Warrants	374,595.52	0.00		
					-1,193.79
MTA0308	Amusement Tax Refunds (063	-1,215.00			
RXFR	Transfer (Regular)	0.00	2,032.95		
WARR	Warrants	1,922.80	0.00		
					-1,325.15
MTA0309	Vending Device Refunds (0630)	-13,704.81			
RXFR	Transfer (Regular)	0.00	19,341.00		
WARR	Warrants	33,035.81	0.00		
					-10.00
MTA0310	Beef Council Refunds (0630)	0.00			
RXFR	Transfer (Regular)	0.00	1,294.98		
WARR	Warrants	1,294.98	0.00		
					0.00
MTA0311	Swine Disease Refunds (0630)	0.00			
RXFR	Transfer (Regular)	0.00	149.11		
WARR	Warrants	149.11	0.00		
					0.00
MTA0313	Corn/Grain/Sorgum Refund (0630)	0.00			
RXFR	Transfer (Regular)	0.00	1,313.09		
WARR	Warrants	1,110.58	0.00		
					-202.51
MTA0314	Rice Assessment Refund (0630)	0.00			
RXFR	Transfer (Regular)	0.00	4,018.21		
WARR	Warrants	4,018.21	0.00		
					0.00
MTA0315	Soybean Assessment Refund	0.00			
RXFR	Transfer (Regular)	21.77	2,337.82		
WARR	Warrants	2,316.05	0.00		
					0.00

Fund Transaction by Type

Start Date:7/1/14 End Date:6/30/15

Fund	Fund Description	Beginning Balance	Ending Balance
Type	Type Description	Debits	Credits
MTA0316	Wheat Assessment Refund (0630)	-73.70	
RXFR	Transfer (Regular)	0.00	2,778.16
WARR	Warrants	2,778.16	0.00
			-73.70
MTA0317	Craft Trng Permits Refund 063	0.00	
RXFR	Transfer (Regular)	6,366.09	40,875.45
WARR	Warrants	34,152.50	0.00
			-356.86
MTA0318	Telephone Tariff (0630)	0.00	
RXFR	Transfer (Regular)	0.00	174.91
WARR	Warrants	143.11	0.00
			-31.80
MTA0319	WasteTireFeeRefund (0630)	-471.13	
RXFR	Transfer (Regular)	0.00	25,474.02
WARR	Warrants	25,474.02	0.00
			-471.13
MTA0321	Bingo Tax/Fee Refunds	0.00	
RXFR	Transfer (Regular)	0.00	420.52
WARR	Warrants	420.52	0.00
			0.00
MTA0322	Misc Revol RET Tx/AdVal (063	-4,979.70	
RXFR	Transfer (Regular)	0.00	91,513.10
WARR	Warrants	94,793.30	0.00
			-1,699.50
MTA0385	EM Gov Proc-em (0385)	-868.73	
RXFR	Transfer (Regular)	868.73	0.00
			0.00
MTA03DS	Misc Revolv DrvSvcs (0630)	-6,841.52	
RXFR	Transfer (Regular)	2,019.95	45,414.51
WARR	Warrants	35,624.06	0.00
			-14,612.02
MTA03MV	MiscRevolv MotorVeh (0630)	-472,288.77	
RXFR	Transfer (Regular)	28,698.44	2,398,998.49
WARR	Warrants	2,428,796.84	0.00
			-413,791.98
MTA0401	Misc Revl-Ins Dept-Pub Sch Cl	-324,588.94	
RCPT	Receipt	0.00	135,267.76
RXFR	Transfer (Regular)	98.00	0.00
WARR	Warrants	157,989.16	0.00
			-301,769.54
MTA0402	Misc Revl-Ins Dept-Co Claims	-88,842.95	
WARR	Warrants	18,047.99	0.00
			-70,794.96
MTA0403	Misc Revl-Ins Dept-City Claims	-415,940.13	
WARR	Warrants	34,714.35	0.00
			-381,225.78
MTA0404	Misc Revl-Ins Dept-Overpayme	-154,865.74	
CTAX	Claims & Taxes	5,415.88	3,438,229.24
RADJ	Receipt Adjustment	0.00	120.00
RXFR	Transfer (Regular)	120.00	0.00

Fund Transaction by Type

Start Date:7/1/14 End Date:6/30/15

Fund	Fund Description	Beginning Balance	Ending Balance	
Type	Type Description	Debits	Credits	
WARR	Warrants	3,423,555.19	0.00	-164,123.91
MTA0885	Historic Art Museum	-10,000.00		
WARR	Warrants	10,000.00	0.00	0.00
MTA2001	Misc Rev-Emrg Procl	0.00		
RXFR	Transfer (Regular)	50,000.00	60,000.00	
WARR	Warrants	10,000.00	0.00	0.00
MTA2100	Misc Revl-St Empl Blkt Bnd Pr	-755.59		
RCPT	Receipt	0.00	525.35	
RXFR	Transfer (Regular)	139,585.66	138,830.07	-525.35
MTA6300	Misc Rev-Corp Fees & Tax Ref	-82,567.05		
CTAX	Claims & Taxes	0.00	419,862.53	
RXFR	Transfer (Regular)	26,580.18	0.00	
WARR	Warrants	421,914.87	0.00	-53,934.53
MUI0000	Unemploy Ins Adm §19-5-1230	-8,606,729.33		
RCPT	Receipt	0.00	2,470,508.47	
RXFR	Transfer (Regular)	3,537,835.00	0.00	
WARR	Warrants	3,913,755.99	0.00	-3,625,646.81
MWA0100	Geology Map Resale Revolving	-28,002.61		
RCPT	Receipt	0.00	13,240.46	
RXFR	Transfer (Regular)	60.00	0.00	
WARR	Warrants	7,551.28	0.00	-33,631.79
MWF0000	COUNTY ROAD CONST & MAI	0.00		
RXFR	Transfer (Regular)	179,503.00	179,503.00	0.00
MWH0200	ADEM Federal Surplus 1187/05	-349,707.94		
RCPT	Receipt	0.00	2,544,845.72	
RXFR	Transfer (Regular)	710,808.25	993.55	
WARR	Warrants	1,212,326.02	0.00	-972,412.94
MWJ0100	ABA Administration	-3,934,803.13		
RCPT	Receipt	0.00	12,041,241.03	
RXFR	Transfer (Regular)	3,451,006.51	211,704.38	
WARR	Warrants	7,637,902.34	0.00	-5,098,839.69
MWJ0200	Justice Building Construction	-12,213.32		
RCPT	Receipt	0.00	26.96	
RXFR	Transfer (Regular)	134,792.35	667,073.13	
WARR	Warrants	487,654.58	0.00	-56,866.48
MWJ0300	ABA Critical Maintenance	-2,969,013.95		
RXFR	Transfer (Regular)	0.00	1,699,479.15	
WARR	Warrants	1,113,843.78	0.00	-3,554,649.32

Fund Transaction by Type

Start Date:7/1/14 End Date:6/30/15

Fund	Fund Description	Beginning Balance		Ending Balance
Type	Type Description	Debits	Credits	
MWP0000	Solid Waste Performance Bon	-64,459.49		
RCPT	Receipt	0.00	2,513,693.56	
WARR	Warrants	569,753.59	0.00	
				-2,008,399.46
MWS0000	Workforce Services § 19-5-123	0.00		
AXFR	Advance Transfer	0.00	496,927.56	
GDIS	Distribution (General Fund)	0.00	3,405,235.44	
RXFR	Transfer (Regular)	3,901,924.00	0.00	
				-239.00
MWW0000	Wastwater Licensing	-428,005.44		
RCPT	Receipt	0.00	92,180.00	
RXFR	Transfer (Regular)	63,126.00	0.00	
WARR	Warrants	14,912.22	0.00	
				-442,147.22
NAB0000	DFA-ABC-Admin-Int Treas	-3,380.32		
DXFR	Transfer (Deduction)	2.81	35.92	
RCPT	Receipt	0.00	690.00	
				-4,103.43
NAC0000	Admin Off Of Crts-Interest Tre	-155,839.94		
DXFR	Transfer (Deduction)	103.51	1,404.24	
RCPT	Receipt	0.00	52,825.00	
WARR	Warrants	58,291.10	0.00	
				-151,674.57
NAC0200	Adm Office of Courts Treas Int	-239,257.16		
DXFR	Transfer (Deduction)	184.76	2,393.28	
RCPT	Receipt	0.00	29,525.00	
WARR	Warrants	17,047.06	0.00	
				-253,943.62
NAC0300	AOC Court Mgmt Prog (0023)	-24,660.06		
DXFR	Transfer (Deduction)	8.40	138.61	
RCPT	Receipt	0.00	22,000.00	
RXFR	Transfer (Regular)	826.23	0.00	
WARR	Warrants	19,502.18	0.00	
				-26,461.86
NAC0500	Court Automation Project (002	-27.55		
DXFR	Transfer (Deduction)	0.02	54.72	
RCPT	Receipt	0.00	100,000.00	
WARR	Warrants	87,282.34	0.00	
				-12,799.91
NAC0600	Court Interpreters Act 1050 13	-10,256.93		
DXFR	Transfer (Deduction)	1.96	54.92	
RCPT	Receipt	0.00	24,109.80	
WARR	Warrants	13,048.22	0.00	
				-21,371.47
NAD0000	Agri Cash Operations (0400)	0.00		
DXFR	Transfer (Deduction)	0.00	11.92	
RCPT	Receipt	0.00	9,754.00	
RXFR	Transfer (Regular)	0.00	4,816.00	
				-14,581.92
NAG0000	AG Cash Funds (0053)	-9,139.04		
DXFR	Transfer (Deduction)	0.00	8.07	

Fund Transaction by Type

Start Date:7/1/14 End Date:6/30/15

Fund	Fund Description	Beginning Balance		Ending Balance
Type	Type Description	Debits	Credits	
RXFR	Transfer (Regular)	34.48	0.00	
WARR	Warrants	9,112.63	0.00	
				0.00
NAG2015	Cash Fund for AG FY2015			0.00
DXFR	Transfer (Deduction)	0.03	0.20	
RXFR	Transfer (Regular)	0.00	34.48	
				-34.65
NAI0000	Architect/Landscape/Int Desig			-1,796,512.47
COFF	Checks Charged Off	100.00	0.00	
DXFR	Transfer (Deduction)	1,362.00	17,898.58	
RCPT	Receipt	0.00	397,240.16	
RXFR	Transfer (Regular)	200,076.65	533.70	
WARR	Warrants	146,493.90	0.00	
				-1,864,152.36
NAT0000	AR St Athletic Trng Brd (0208)			-141,869.21
DXFR	Transfer (Deduction)	105.01	1,362.81	
RCPT	Receipt	0.00	21,929.90	
RXFR	Transfer (Regular)	129.18	0.00	
WARR	Warrants	13,835.84	0.00	
				-151,091.89
NBA0300	CIT ABA Asbestos (0350)			0.00
DXFR	Transfer (Deduction)	2,378.59	29,588.23	
RXFR	Transfer (Regular)	18,326.00	3,298,820.14	
WARR	Warrants	71,099.50	0.00	
				-3,236,604.28
NBB0000	Bail Bondsman Cash			-139,058.92
WARR	Warrants	26,928.51	0.00	
				-112,130.41
NBE0000	Barber Examiners Bd 50/09			-200,325.45
COFF	Checks Charged Off	380.00	0.00	
DXFR	Transfer (Deduction)	155.77	2,083.37	
RCPT	Receipt	0.00	222,911.96	
RXFR	Transfer (Regular)	218,058.06	2,815.26	
WARR	Warrants	59,879.63	0.00	
				-149,662.58
NBF0000	Burial Board (0215)			-210,657.61
COFF	Checks Charged Off	610.00	0.00	
DXFR	Transfer (Deduction)	121.56	2,024.53	
RCPT	Receipt	0.00	146,991.89	
RXFR	Transfer (Regular)	151,111.78	50,500.00	
WARR	Warrants	34,781.26	0.00	
				-223,549.43
NBF0100	Burial Board Guaranty (0215)			-93,850.74
DXFR	Transfer (Deduction)	69.06	899.12	
				-94,680.80
NBH0000	Bd of Health Ed			-1.40
RXFR	Transfer (Regular)	1.40	0.00	
				0.00
NBP0000	Psychology Bd Operations Cl			-143,943.06
DXFR	Transfer (Deduction)	205.76	2,477.45	
RCPT	Receipt	0.00	403,722.12	

Fund Transaction by Type

Start Date:7/1/14

End Date:6/30/15

Fund	Fund Description	Beginning Balance	Ending Balance
Type	Type Description	Debits	Credits
RXFR	Transfer (Regular)	66,523.36	202.50
WARR	Warrants	94,041.46	0.00
			-389,574.55
NCA0000	Assessment Coordination (044	-105,033.88	
DXFR	Transfer (Deduction)	84.92	1,076.60
RCPT	Receipt	0.00	19,101.86
WARR	Warrants	500.00	0.00
			-124,627.42
NCB0000	Cemetery Bd-Interest Treas	-58,735.35	
DXFR	Transfer (Deduction)	38.66	573.00
RCPT	Receipt	0.00	56,909.00
RXFR	Transfer (Regular)	1,485.57	10.00
WARR	Warrants	72,383.96	0.00
			-42,319.16
NCB0100	CB Insolvent Loan Fund (0218	-81,803.32	
DXFR	Transfer (Deduction)	60.28	803.70
RCPT	Receipt	0.00	10,000.00
			-92,546.74
NCC0000	ACC Residents Services (0485	0.00	
DXFR	Transfer (Deduction)	1,359.58	16,606.44
RADJ	Receipt Adjustment	232.31	232.31
RCPT	Receipt	0.00	1,240,719.62
RXFR	Transfer (Regular)	165,951.85	2,489,586.09
SDIS	Distribution (Special Fund)	0.00	0.00
SPEC	Special Reversing Entry	232.31	232.31
WARR	Warrants	1,905,747.37	0.00
			-1,673,853.35
NCC0100	DCC Central Commissary	-70,494.34	
DXFR	Transfer (Deduction)	0.47	43.25
RCPT	Receipt	0.00	13,196.27
RXFR	Transfer (Regular)	96,502.57	19,429.56
WARR	Warrants	6,660.38	0.00
			0.00
NCC0200	DCC SE Commissary	-183,177.56	
DXFR	Transfer (Deduction)	0.00	93.62
RCPT	Receipt	0.00	32,141.89
RXFR	Transfer (Regular)	231,462.56	32,227.21
WARR	Warrants	16,177.72	0.00
			0.00
NCC0300	DCC SW Commissary	-427,141.88	
DXFR	Transfer (Deduction)	0.00	168.13
RCPT	Receipt	0.00	43,946.12
RXFR	Transfer (Regular)	512,510.87	44,102.86
WARR	Warrants	2,848.12	0.00
			0.00
NCC0400	DCC NE Commissary	-169,707.20	
DXFR	Transfer (Deduction)	0.00	81.81
RCPT	Receipt	0.00	26,738.16
RXFR	Transfer (Regular)	213,404.64	26,813.15
WARR	Warrants	9,935.68	0.00
			0.00

Fund Transaction by Type

Start Date:7/1/14 End Date:6/30/15

Fund	Fund Description	Beginning Balance	Ending Balance
Type	Type Description	Debits	Credits
NCC0500	ADCC TVP Commissary Malve	-377,373.72	
DXFR	Transfer (Deduction)	0.00	139.69
RCPT	Receipt	0.00	33,570.88
RXFR	Transfer (Regular)	437,292.02	33,702.16
WARR	Warrants	7,494.43	0.00
			0.00
NCC0700	Wash Co Resident Act 1286/07	-135,747.28	
DXFR	Transfer (Deduction)	0.00	40.77
RCPT	Receipt	0.00	6,906.63
RXFR	Transfer (Regular)	144,953.95	6,945.59
WARR	Warrants	4,686.32	0.00
			0.00
NCC1000	DCC Central Coinless	-43,135.79	
DXFR	Transfer (Deduction)	0.00	6.59
RXFR	Transfer (Regular)	23,825.51	6.59
WARR	Warrants	19,323.46	0.00
			0.00
NCC1100	DCC SE Coinless	-238,033.53	
DXFR	Transfer (Deduction)	0.00	51.52
RXFR	Transfer (Regular)	224,894.91	212.71
WARR	Warrants	13,402.85	0.00
			0.00
NCC1200	DCC SW Coinless	-42,503.59	
DXFR	Transfer (Deduction)	0.00	6.62
RXFR	Transfer (Regular)	13,648.48	511.19
WARR	Warrants	29,372.92	0.00
			0.00
NCC1300	DCC NE Coinless	-120,506.57	
DXFR	Transfer (Deduction)	0.00	25.28
RXFR	Transfer (Regular)	106,687.98	25.25
WARR	Warrants	13,869.12	0.00
			0.00
NCC1500	ADCC TVP Coinless Malvern	-244,975.07	
DXFR	Transfer (Deduction)	0.00	54.77
RXFR	Transfer (Regular)	238,843.83	277.36
WARR	Warrants	6,463.37	0.00
			0.00
NCC1600	DCC Cash Administration	-8,310.48	
DXFR	Transfer (Deduction)	7.89	95.00
RCPT	Receipt	0.00	6,285.54
WARR	Warrants	295.09	0.00
			-14,388.04
NCC1700	Wash Co Resident Act 1286/07	-68,049.79	
DXFR	Transfer (Deduction)	0.00	12.85
RXFR	Transfer (Regular)	52,249.33	2,142.68
WARR	Warrants	17,955.99	0.00
			0.00
NCD0001	ACIC-Sys Conf-Int Treas	-7,735.87	
DXFR	Transfer (Deduction)	5.85	114.77
RCPT	Receipt	0.00	44,912.55
WARR	Warrants	50,942.55	0.00

Fund Transaction by Type

Start Date:7/1/14 End Date:6/30/15

Fund	Fund Description	Beginning Balance			Ending Balance
Type	Type Description	Debits	Credits		
					-1,814.79
NCE0100	Career Ed-LESO (0590)	-194,296.52			
DXFR	Transfer (Deduction)	175.05	2,247.11		
RCPT	Receipt	0.00	71,274.36		
WARR	Warrants	12,397.61	0.00		
					-255,245.33
NCE0200	Career Coaches (0590)	-24,660.43			
DXFR	Transfer (Deduction)	0.03	95.57		
RCPT	Receipt	0.00	87,900.00		
WARR	Warrants	70,883.96	0.00		
					-41,772.01
NCE0300	AR Works-Sch Dist Const (590)	-659,152.95			
DXFR	Transfer (Deduction)	437.33	3,805.52		
RCPT	Receipt	0.00	861,411.18		
WARR	Warrants	1,454,831.40	0.00		
					-69,100.92
NCH0000	Chiropractic Exam Brd (0265)	-224,174.18			
DXFR	Transfer (Deduction)	212.23	2,427.06		
RCPT	Receipt	0.00	199,702.75		
RXFR	Transfer (Regular)	64,287.13	93.05		
WARR	Warrants	68,931.14	0.00		
					-292,966.54
NCN0000	Healthy Families America (022)	-131.08			
DXFR	Transfer (Deduction)	0.10	0.86		
RXFR	Transfer (Regular)	131.84	0.00		
					0.00
NCP0000	Prosecutor CoordCashFund (C	-12,046.22			
DXFR	Transfer (Deduction)	0.04	1.51		
RXFR	Transfer (Regular)	51.22	0.00		
WARR	Warrants	11,996.46	0.00		
					-0.01
NCS0000	Supreme Court Cash (0032)	-11,521.13			
DXFR	Transfer (Deduction)	8.48	110.39		
					-11,623.04
NDA0000	Alcohol/Drug Abuse (0204)	-39,910.39			
DXFR	Transfer (Deduction)	19.67	282.28		
RCPT	Receipt	0.00	2,070.00		
RXFR	Transfer (Regular)	4,844.25	60.00		
WARR	Warrants	19,147.68	0.00		
					-18,311.07
NDC0100	ADC Inmate Telephone	-1,219,859.74			
DXFR	Transfer (Deduction)	964.31	11,889.28		
RCPT	Receipt	0.00	1,736,221.83		
RXFR	Transfer (Regular)	1,284.02	24,855.11		
WARR	Warrants	2,010,875.58	0.00		
					-979,702.05
NDC0200	ADC Inmate Welfare	-2,710,945.87			
DXFR	Transfer (Deduction)	1,995.46	32,401.41		
RADJ	Receipt Adjustment	1,029,605.34	1,029,605.34		
RCPT	Receipt	0.00	12,086,790.98		
RXFR	Transfer (Regular)	47,538.45	35,045.01		

Fund Transaction by Type

Start Date:7/1/14 End Date:6/30/15

Fund	Fund Description	Beginning Balance		Ending Balance
Type	Type Description	Debits	Credits	
SDIS	Distribution (Special Fund)	0.00	0.00	
SPEC	Special Reversing Entry	1,029,605.34	1,029,605.34	
WARR	Warrants	11,086,267.60	0.00	
				-3,729,381.76
NDC0300	ADC Work Release	-5,414,139.23		
DXFR	Transfer (Deduction)	4,332.31	54,256.58	
RCPT	Receipt	0.00	3,247,361.23	
RXFR	Transfer (Regular)	133,638.50	586,457.99	
WARR	Warrants	3,027,017.95	0.00	
				-6,137,226.27
NDC0400	NDC0400 **Review**	-35,421.67		
DXFR	Transfer (Deduction)	27.87	387.92	
RCPT	Receipt	0.00	15,887.65	
WARR	Warrants	614.26	0.00	
				-51,055.11
NDC0500	ADC Paws in Prison	-84,729.77		
DXFR	Transfer (Deduction)	54.56	777.43	
RCPT	Receipt	0.00	1,000.00	
RXFR	Transfer (Regular)	10,055.22	43,999.25	
WARR	Warrants	47,209.81	0.00	
				-73,186.86
NDD0001	Insurance-MM-Interest Treas	-79,470.63		
DXFR	Transfer (Deduction)	55.65	727.97	
WARR	Warrants	7,673.86	0.00	
				-72,469.09
NDD0002	Insurance-Travel-Interest Trea	-1,144.73		
DXFR	Transfer (Deduction)	1.23	16.84	
RCPT	Receipt	0.00	63,580.09	
RXFR	Transfer (Regular)	66.00	0.00	
WARR	Warrants	63,514.09	0.00	
				-1,160.34
NDD0003	INS-Criminal Background Che	-15,798.59		
COFF	Checks Charged Off	44.00	0.00	
CTAX	Claims & Taxes	506.00	22.00	
DXFR	Transfer (Deduction)	11.99	171.67	
RCPT	Receipt	0.00	101,492.00	
RXFR	Transfer (Regular)	0.00	1,845.40	
WARR	Warrants	100,210.00	0.00	
				-18,557.67
NDE0000	Energy Efficiency Cash (0790)	-847,244.00		
DXFR	Transfer (Deduction)	378.00	5,853.08	
RCPT	Receipt	0.00	178,969.93	
RXFR	Transfer (Regular)	101,836.09	25,000.09	
WARR	Warrants	613,262.38	0.00	
				-341,590.63
NDE0200	Clean Cities Coalition19-5-104	-46,058.23		
DXFR	Transfer (Deduction)	42.95	491.67	
RCPT	Receipt	0.00	30,688.34	
WARR	Warrants	9,320.67	0.00	
				-67,874.62
NDE0300	Gaseous Fuels Rebate Prg (07	0.00		

Fund Transaction by Type

Start Date:7/1/14 End Date:6/30/15

Fund	Fund Description	Beginning Balance		Ending Balance
Type	Type Description	Debits	Credits	
DXFR	Transfer (Deduction)	1,100.32	11,600.80	
RCPT	Receipt	0.00	1,815,000.00	
RXFR	Transfer (Regular)	0.00	249,500.00	
WARR	Warrants	847,000.00	0.00	
				-1,228,000.48
NDE0700	AG-Grant-ArgentaCtr (0790)			-8.34
DXFR	Transfer (Deduction)	0.01	0.12	
				-8.45
NDH0008	Trauma System Cash (0645)			-8.67
DXFR	Transfer (Deduction)	0.00	0.05	
RXFR	Transfer (Regular)	8.72	0.00	
				0.00
NDL0000	Dietetics Lic. Brd Oper. Cash			-169,529.04
COFF	Checks Charged Off	100.00	0.00	
DXFR	Transfer (Deduction)	137.71	1,720.81	
RCPT	Receipt	0.00	39,485.00	
RXFR	Transfer (Regular)	23,041.12	0.00	
WARR	Warrants	9,575.10	0.00	
				-177,880.92
NDP0001	DFA-Gov Conf Family-Int Trea:			-495.05
DXFR	Transfer (Deduction)	0.36	4.74	
				-499.43
NDP0002	DFA-Gas Pipeline-Int Treas			-685,652.72
DXFR	Transfer (Deduction)	504.57	6,568.83	
				-691,716.98
NDP0003	DFA-Drug Director-Int Treas			-164.65
DXFR	Transfer (Deduction)	0.12	1.57	
				-166.10
NDP0007	Albert Pike Area Disaster(0620)			-5,320.26
DXFR	Transfer (Deduction)	3.92	50.97	
				-5,367.31
NDP0008	Trial Court Asst Fnd Supp 062			-84,161.77
DXFR	Transfer (Deduction)	61.93	806.30	
				-84,906.14
NDP0009	Fire Prevention Comm Gr (062)			-27,237.34
DXFR	Transfer (Deduction)	13.74	263.50	
RXFR	Transfer (Regular)	2,324.00	24,389.56	
WARR	Warrants	40,382.26	0.00	
				-9,170.40
NDP0012	Asbestos Settlement (0620)			-5,288,785.04
DXFR	Transfer (Deduction)	1.85	2,544.32	
RXFR	Transfer (Regular)	5,288,785.04	0.00	
				-2,542.47
NDP0013	Disaster Donations			-30.03
DXFR	Transfer (Deduction)	0.02	0.29	
				-30.30
NDP0014	2014 GovernorTransOut (0620)			0.00
DXFR	Transfer (Deduction)	18.13	131.24	
RXFR	Transfer (Regular)	0.00	25,000.00	
WARR	Warrants	5,609.12	0.00	

Fund Transaction by Type

Start Date:7/1/14 End Date:6/30/15

Fund	Fund Description	Beginning Balance	Ending Balance
Type	Type Description	Debits	Credits
			-19,503.99
NDP0015	2014 Governor Trans In (0620)	0.00	
DXFR	Transfer (Deduction)	16.60	127.20
RXFR	Transfer (Regular)	0.00	25,000.00
WARR	Warrants	4,408.58	0.00
			-20,702.02
NDS0100	CIT DS Asbestos (0513)	0.00	
DXFR	Transfer (Deduction)	9.45	116.95
RXFR	Transfer (Regular)	0.00	12,852.76
			-12,960.26
NDW0001	Labor-Wage/Hour-Int Treas	-154,491.19	
COFF	Checks Charged Off	2,996.36	0.00
RCPT	Receipt	0.00	87,428.62
RXFR	Transfer (Regular)	494.19	0.00
WARR	Warrants	133,356.53	0.00
			-105,072.73
NDW0002	Labor-Seminar/Conf-Int Treas	-20,669.18	
DXFR	Transfer (Deduction)	13.58	142.79
RXFR	Transfer (Regular)	3,743.69	21,780.68
WARR	Warrants	29,004.52	0.00
			-9,830.86
NEC0000	Board Examiners In Counselin	-670,569.53	
COFF	Checks Charged Off	550.00	0.00
DXFR	Transfer (Deduction)	471.01	6,284.83
RADJ	Receipt Adjustment	40.00	40.00
RCPT	Receipt	0.00	393,255.51
RXFR	Transfer (Regular)	175,256.32	223.50
SDIS	Distribution (Special Fund)	0.00	0.00
SPEC	Special Reversing Entry	40.00	40.00
WARR	Warrants	121,124.39	0.00
			-772,931.65
NED0001	ADE-Ait	-534,295.65	
DXFR	Transfer (Deduction)	208.77	3,296.09
RCPT	Receipt	0.00	397,285.00
RXFR	Transfer (Regular)	0.00	274.98
WARR	Warrants	692,311.74	0.00
			-242,631.21
NED0004	ADE-Multiple-Int Treas	-733,894.69	
DXFR	Transfer (Deduction)	522.71	6,903.95
RCPT	Receipt	0.00	262,553.75
RXFR	Transfer (Regular)	0.00	30,906.12
WARR	Warrants	115,153.29	0.00
			-918,582.51
NED0006	ADE-Medicaid-Int Treas	-8,659.64	
DXFR	Transfer (Deduction)	112.04	9,116.69
RCPT	Receipt	0.00	6,789,023.55
RXFR	Transfer (Regular)	6,838,749.87	41,066.68
			-9,004.65
NED0008	ADE Fish/Wildlife Conserv (05)	0.00	
DXFR	Transfer (Deduction)	48.12	207.48
RXFR	Transfer (Regular)	159.36	679,127.21

Fund Transaction by Type

Start Date:7/1/14 End Date:6/30/15

Fund	Fund Description	Beginning Balance		Ending Balance
Type	Type Description	Debits	Credits	
WARR	Warrants	679,127.21	0.00	
				0.00
NED0010	ADE Treas Cash For Conf Fee:	-641,794.83		
DXFR	Transfer (Deduction)	479.62	6,327.43	
RCPT	Receipt	0.00	172,445.38	
RXFR	Transfer (Regular)	72,662.78	2,455.59	
WARR	Warrants	60,523.07	0.00	
				-689,357.76
NED0012	AR Medicaid Admin Claims	-1,063,952.77		
DXFR	Transfer (Deduction)	438.69	9,718.12	
RXFR	Transfer (Regular)	116,595.44	15,104,487.96	
WARR	Warrants	14,915,701.73	0.00	
				-1,145,422.99
NED0013	Pro Lic Standards Brd (0500)	-2,043,488.42		
DXFR	Transfer (Deduction)	1,456.44	19,034.59	
RCPT	Receipt	0.00	771,197.11	
RXFR	Transfer (Regular)	508,327.64	42,380.73	
WARR	Warrants	551,043.53	0.00	
				-1,815,273.24
NED0015	Opn Enrollmnt Chrter Sch (0500)	-148,786.21		
DXFR	Transfer (Deduction)	2,197.80	1,423.09	
RXFR	Transfer (Regular)	0.00	2,088.31	
				-150,099.81
NED0016	LR Deseg Escrow Acct (0500)	-2,854,161.71		
DXFR	Transfer (Deduction)	0.00	27,037.97	
RXFR	Transfer (Regular)	814,700.05	0.00	
				-2,066,499.63
NEF0000	E&FD Board (0233)	-228,033.08		
COFF	Checks Charged Off	90.00	0.00	
DXFR	Transfer (Deduction)	170.84	1,867.43	
RCPT	Receipt	0.00	168,704.73	
RXFR	Transfer (Regular)	115,034.97	187.94	
WARR	Warrants	67,939.14	0.00	
				-215,558.23
NEM0001	ADEM-Radiological Emrg-Int T	-115,825.86		
DXFR	Transfer (Deduction)	90.25	1,172.04	
RXFR	Transfer (Regular)	0.00	15,000.00	
WARR	Warrants	1,879.18	0.00	
				-130,028.47
NEM0002	ADEM-Oprs-Int Treas	-259,589.09		
DXFR	Transfer (Deduction)	160.50	2,134.86	
RCPT	Receipt	0.00	26,804.22	
RXFR	Transfer (Regular)	98.62	234.84	
WARR	Warrants	110,293.54	0.00	
				-178,210.35
NEM0005	Healthier Arkansas (0995)	-148.51		
DXFR	Transfer (Deduction)	0.22	5.30	
RCPT	Receipt	0.00	1,000.00	
RXFR	Transfer (Regular)	0.00	11.72	
WARR	Warrants	857.70	0.00	
				-307.61

Fund Transaction by Type

Start Date:7/1/14 End Date:6/30/15

Fund	Fund Description	Beginning Balance		Ending Balance
Type	Type Description	Debits	Credits	
NEM0006	911 Rural Enhancement Fund	-187,428.70		
DXFR	Transfer (Deduction)	887.83	9,390.08	
RCPT	Receipt	0.00	3,000,126.20	
RXFR	Transfer (Regular)	36,442.78	205.72	
WARR	Warrants	2,890,805.72	0.00	
				-269,014.37
NES0000	PELS Treasury Pay	-955,270.42		
DXFR	Transfer (Deduction)	841.00	9,749.47	
RCPT	Receipt	0.00	609,600.00	
RXFR	Transfer (Regular)	327,066.57	326.08	
WARR	Warrants	167,953.92	0.00	
				-1,079,084.48
NET0001	ETV-Oprs-Interest Treas	-414,499.67		
DXFR	Transfer (Deduction)	359.44	6,312.84	
RCPT	Receipt	0.00	757,966.55	
RXFR	Transfer (Regular)	562,705.78	582,185.02	
WARR	Warrants	901,315.11	0.00	
				-296,583.75
NET0002	ETV-Cmty Serv Grnt A-Int Treas	-1,973,873.90		
DXFR	Transfer (Deduction)	1,088.05	16,692.46	
RCPT	Receipt	0.00	2,178,121.30	
RXFR	Transfer (Regular)	261,764.27	979,776.67	
WARR	Warrants	2,754,266.06	0.00	
				-2,131,345.95
NET0003	ETV-ADE Prof Dev (0516)	-256,603.19		
DXFR	Transfer (Deduction)	1,207.05	16,944.50	
RCPT	Receipt	0.00	1,006.66	
RXFR	Transfer (Regular)	2,194,820.13	3,742,118.32	
WARR	Warrants	1,578,340.49	0.00	
				-242,305.00
NFA0003	DFA-Training-Int Treas	-270,994.11		
DXFR	Transfer (Deduction)	225.70	2,875.45	
RCPT	Receipt	0.00	102,460.00	
RXFR	Transfer (Regular)	0.00	5.10	
WARR	Warrants	46,365.98	0.00	
				-329,742.98
NFA0004	DFA-EBD-Cash Fund	-29,313.03		
DXFR	Transfer (Deduction)	106.09	1,455.49	
RCPT	Receipt	0.00	200,000.00	
RXFR	Transfer (Regular)	114,403.38	0.00	
WARR	Warrants	36,092.35	0.00	
				-80,166.70
NFA0007	DFA-Vendor Fees-Int Treas	-188,927.85		
DXFR	Transfer (Deduction)	163.50	1,998.30	
RCPT	Receipt	0.00	69,674.24	
WARR	Warrants	30,302.25	0.00	
				-230,134.64
NFA0009	DFA-Boards & Comm. Semina	-5,753.95		
DXFR	Transfer (Deduction)	4.23	55.12	
				-5,804.84
NFA0010	DFA OSP Rebates	-874,406.18		

Fund Transaction by Type

Start Date:7/1/14

End Date:6/30/15

Fund	Fund Description	Beginning Balance		Ending Balance
Type	Type Description	Debits	Credits	
DXFR	Transfer (Deduction)	610.99	8,300.44	
RCPT	Receipt	0.00	268,032.00	
RXFR	Transfer (Regular)	62,440.46	0.00	
WARR	Warrants	171,454.67	0.00	
				-916,232.50
NFA0011	DFA EBD CMS			-37,555.32
DXFR	Transfer (Deduction)	139.41	1,948.31	
RCPT	Receipt	0.00	275,000.00	
RXFR	Transfer (Regular)	189,677.46	0.00	
WARR	Warrants	27,430.49	0.00	
				-97,256.27
NFC0100	Agri Dept AFC (0400)			-121.03
DXFR	Transfer (Deduction)	0.09	1.16	
				-122.10
NGC0000	Geology Comm-Interest Treas			-1,069.46
DXFR	Transfer (Deduction)	0.79	10.24	
				-1,078.91
NGC0100	AGS-PRIVATE GRANTS (0420)			-10,409.99
DXFR	Transfer (Deduction)	6.36	89.33	
WARR	Warrants	2,441.74	0.00	
				-8,051.22
NGC0200	Registration of Prof Geologist			-67,813.23
COFF	Checks Charged Off	60.00	0.00	
DXFR	Transfer (Deduction)	41.45	564.58	
RCPT	Receipt	0.00	47,970.00	
RXFR	Transfer (Regular)	23,511.45	0.00	
WARR	Warrants	13,508.25	0.00	
				-79,226.66
NGM0000	Governor's Mansion 609/09 S.			-212,765.64
DXFR	Transfer (Deduction)	140.72	1,806.30	
RCPT	Receipt	0.00	297,456.71	
WARR	Warrants	333,094.01	0.00	
				-178,793.92
NHE0000	SBHE-Interest Treas			-583.97
DXFR	Transfer (Deduction)	0.27	3.48	
RCPT	Receipt	0.00	2,000,950.00	
WARR	Warrants	839.42	0.00	
				-2,000,697.76
NHE0100	College Goal Sunday (0700)			-14,516.31
DXFR	Transfer (Deduction)	3.34	65.84	
RXFR	Transfer (Regular)	12,500.00	0.00	
				-2,078.81
NHE0200	Achieving the Dream (0700)			-108,590.04
DXFR	Transfer (Deduction)	79.91	1,040.34	
WARR	Warrants	1,217.40	0.00	
				-108,333.07
NHE0300	Policy Sol-Adult Learners(0700)			-112.87
DXFR	Transfer (Deduction)	0.08	1.09	
				-113.88
NHE0400	MahlonMartin Scholarship(0700)			-89,624.17
DXFR	Transfer (Deduction)	64.87	841.62	

Fund Transaction by Type

Start Date:7/1/14 End Date:6/30/15

Fund	Fund Description	Beginning Balance		Ending Balance
Type	Type Description	Debits	Credits	
WARR	Warrants	5,000.00	0.00	
				-85,400.92
NHE0500	Statewide Conf-Higher Ed (070			-0.28
DXFR	Transfer (Deduction)	6.07	51.26	
RCPT	Receipt	0.00	4,400.00	
RXFR	Transfer (Regular)	0.00	12,500.00	
WARR	Warrants	15,657.34	0.00	
				-1,288.13
NHE0600	ADHE College Access Challen			-25,829.76
DXFR	Transfer (Deduction)	19.01	415.33	
RXFR	Transfer (Regular)	0.00	174,000.00	
WARR	Warrants	87,900.00	0.00	
				-112,326.08
NHE0700	Complete College America (07			-104,718.89
DXFR	Transfer (Deduction)	205.08	2,369.09	
RCPT	Receipt	0.00	174,000.00	
RXFR	Transfer (Regular)	174,000.00	0.00	
				-106,882.90
NHS0102	DHS-Vol-Citizens Part-Int Trea			-13,457.26
DXFR	Transfer (Deduction)	4.47	58.61	
RCPT	Receipt	0.00	2,758.86	
WARR	Warrants	8,735.74	0.00	
				-7,534.52
NHS0103	DHS-Residents Benefits-Int Tr			-27,793.88
DXFR	Transfer (Deduction)	19.42	253.82	
RCPT	Receipt	0.00	9,057.34	
RXFR	Transfer (Regular)	0.00	13.85	
WARR	Warrants	12,448.48	0.00	
				-24,650.99
NHS0105	Vision Exams&GlassesUniscC			-25,294.22
DXFR	Transfer (Deduction)	0.29	101.56	
RXFR	Transfer (Regular)	25,000.00	0.00	
				-395.49
NHS0110	DHS-DCCEC-Int Treas			-15,697.93
DXFR	Transfer (Deduction)	12.23	157.34	
RCPT	Receipt	0.00	1,530.20	
				-17,373.24
NHS0201	DCO-Commodity Distr-Int Trea			-289,323.76
DXFR	Transfer (Deduction)	219.95	2,849.18	
RCPT	Receipt	0.00	17,156.15	
RXFR	Transfer (Regular)	123,339.28	431.00	
WARR	Warrants	22,587.85	0.00	
				-163,613.01
NHS0401	Ash-Patients Benefits-Int Trea			-12,866.60
DXFR	Transfer (Deduction)	8.30	113.34	
RCPT	Receipt	0.00	11,907.38	
RXFR	Transfer (Regular)	412.04	126.60	
WARR	Warrants	12,477.63	0.00	
				-12,115.95
NHS0403	DHS-St Hosp Canteen-Int Trea			-384,144.44
DXFR	Transfer (Deduction)	280.78	3,632.99	

Fund Transaction by Type

Start Date:7/1/14 End Date:6/30/15

Fund	Fund Description	Beginning Balance		Ending Balance
Type	Type Description	Debits	Credits	
RCPT	Receipt	0.00	122,344.02	
RXFR	Transfer (Regular)	367,351.83	779.00	
WARR	Warrants	143,267.84	0.00	
				0.00
NHS0701	DO-At Risk Youth Grant (0710)			0.00
DXFR	Transfer (Deduction)	0.00	4.35	
RXFR	Transfer (Regular)	0.00	25,000.00	
WARR	Warrants	25,000.00	0.00	
				-4.35
NLC0000	Contractor's Lic Brd (0224)			-1,483,352.15
COFF	Checks Charged Off	1,575.00	50.00	
DXFR	Transfer (Deduction)	855.61	12,195.23	
RCPT	Receipt	0.00	1,568,880.54	
RXFR	Transfer (Regular)	1,087,335.97	1,137.84	
WARR	Warrants	510,338.60	0.00	
				-1,465,510.58
NLC0100	ContracDep lieu of PerfBd 022			-320,000.00
WARR	Warrants	10,000.00	0.00	
				-310,000.00
NMD0001	Military-Oprs-Int Treas			-1,545,449.75
DXFR	Transfer (Deduction)	1,150.99	14,913.33	
RADJ	Receipt Adjustment	5,875.00	5,875.00	
RCPT	Receipt	0.00	91,139.40	
RXFR	Transfer (Regular)	93,329.00	76,821.12	
SDIS	Distribution (Special Fund)	0.00	0.00	
SPEC	Special Reversing Entry	5,875.00	5,875.00	
WARR	Warrants	99,112.06	0.00	
				-1,534,731.55
NMD0002	Military-Counterdrug-Int Treas			-50,705.41
DXFR	Transfer (Deduction)	33.52	448.83	
RCPT	Receipt	0.00	10,363.27	
WARR	Warrants	6,252.10	0.00	
				-55,231.89
NMD0004	Military-Drub Eradication			-7,110.32
DXFR	Transfer (Deduction)	5.23	68.11	
				-7,173.20
NMD0005	Military Augusta Nat'L Guard (-254.48
DXFR	Transfer (Deduction)	0.00	0.02	
WARR	Warrants	254.50	0.00	
				0.00
NMD0008	MIL TIMBER ACCOUNT			-93,365.09
DXFR	Transfer (Deduction)	173.46	1,822.90	
RCPT	Receipt	0.00	146,029.56	
WARR	Warrants	8,730.30	0.00	
				-232,313.79
NMD0010	Disaster Assist (0975)			-175.72
DXFR	Transfer (Deduction)	0.13	1.68	
				-177.27
NMD0011	Camp Robinson PublicUse (09			-74,872.21
DXFR	Transfer (Deduction)	68.79	840.16	
RCPT	Receipt	0.00	37,468.88	

Fund Transaction by Type

Start Date:7/1/14 End Date:6/30/15

Fund	Fund Description	Beginning Balance	Ending Balance
Type	Type Description	Debits	Credits
WARR	Warrants	7,129.96	0.00
			-105,982.50
NMH0000	Minority Hlth Cash/Treasury(0:	-19,980.63	
DXFR	Transfer (Deduction)	13.86	186.21
RCPT	Receipt	0.00	5,133.79
RXFR	Transfer (Regular)	0.00	418.23
WARR	Warrants	6,285.86	0.00
			-19,419.14
NMK0000	MLK-Treasury Cash (0318)	-5,073.56	
DXFR	Transfer (Deduction)	30.79	348.80
RCPT	Receipt	0.00	69,867.31
RXFR	Transfer (Regular)	7,198.00	286.13
WARR	Warrants	34,073.02	0.00
			-34,273.99
NMV0000	MV Special Plates State (0630)	-96,499.09	
RXFR	Transfer (Regular)	0.00	1,174,427.14
WARR	Warrants	1,160,708.66	0.00
			-110,217.57
NMV0001	MVSpecial PlatesNonState (06	-74,157.55	
RXFR	Transfer (Regular)	0.00	819,230.16
WARR	Warrants	803,207.83	0.00
			-90,179.88
NMV0002	IRP Refunds (0630)	-1,781,006.82	
DXFR	Transfer (Deduction)	5,235.31	44,080.31
RADJ	Receipt Adjustment	2,000,000.00	0.00
RCPT	Receipt	1,500.56	0.00
RXFR	Transfer (Regular)	46,442,432.75	51,579,696.26
WARR	Warrants	936,959.89	0.00
			-4,018,654.88
NMV0004	911 Prepaid Wireless (0630)	-1,528,458.27	
DXFR	Transfer (Deduction)	241.18	4,343.79
RXFR	Transfer (Regular)	305,064.14	4,703,876.45
WARR	Warrants	5,614,819.52	0.00
			-316,553.67
NMV0005	CIT DFA REV Asbestos (0630)	0.00	
DXFR	Transfer (Deduction)	50.35	584.38
RXFR	Transfer (Regular)	0.00	68,452.27
WARR	Warrants	65,004.33	0.00
			-3,981.97
NNB0000	ASNB Nurse Ed Workshop	-36,279.38	
DXFR	Transfer (Deduction)	20.30	278.23
RCPT	Receipt	0.00	3,447.50
WARR	Warrants	15,258.13	0.00
			-24,726.68
NNB0100	Bkgrnd Ck-Cash in Treasury0:	-61,539.18	
DXFR	Transfer (Deduction)	38.46	300.63
RCPT	Receipt	0.00	170,386.25
WARR	Warrants	176,590.00	0.00
			-55,597.60
NNB0200	Nursing Scholar Loan 9/09	-238,932.62	
DXFR	Transfer (Deduction)	142.97	1,979.54

Fund Transaction by Type

Start Date:7/1/14 End Date:6/30/15

Fund	Fund Description	Beginning Balance	Ending Balance
Type	Type Description	Debits	Credits
RCPT	Receipt	0.00	11,353.49
WARR	Warrants	85,800.00	0.00
			-166,322.68
NNH0101	DAH-DCC Interest Treas	-1,818.27	
DXFR	Transfer (Deduction)	1.80	27.08
RCPT	Receipt	0.00	35,315.39
WARR	Warrants	34,425.66	0.00
			-2,733.28
NNH0201	DAH AAC Treasury Cash	-109,404.62	
DXFR	Transfer (Deduction)	34.39	473.11
RCPT	Receipt	0.00	139,841.68
WARR	Warrants	149,193.87	0.00
			-100,491.15
NNH0202	SallyWilliams Artist Fd (0870)	-40,657.84	
DXFR	Transfer (Deduction)	23.74	326.94
RCPT	Receipt	0.00	5,835.00
WARR	Warrants	11,241.50	0.00
			-35,554.54
NNH0301	DAH-Old St House-Int Treas	-172,888.82	
DXFR	Transfer (Deduction)	129.31	1,673.80
RCPT	Receipt	0.00	6,650.00
			-181,083.31
NNH0302	Ark Cmtve-Trapnall Hall-Int Tr	-39,817.83	
COFF	Checks Charged Off	450.00	0.00
DXFR	Transfer (Deduction)	26.97	357.65
RCPT	Receipt	0.00	27,975.00
RXFR	Transfer (Regular)	9,070.42	0.00
WARR	Warrants	19,556.52	0.00
			-39,046.57
NNH0304	Ark Cmtve-Gift Shop-Int Treas	-615.98	
DXFR	Transfer (Deduction)	0.45	6.91
RCPT	Receipt	0.00	3,061.68
WARR	Warrants	3,061.68	0.00
			-622.44
NNH0403	DAH-Hist Pres Main Street Pro	-2,643.79	
DXFR	Transfer (Deduction)	1.95	25.34
			-2,667.18
NNH0404	DAH-AHPP Cash in Treas (087)	-104,960.21	
COFF	Checks Charged Off	350.00	0.00
DXFR	Transfer (Deduction)	105.39	1,300.80
RCPT	Receipt	0.00	56,765.62
			-162,571.24
NNH0501	Ntl Hrtg-Stewardship-Int Treas	-131,552.47	
DXFR	Transfer (Deduction)	35.85	833.94
RCPT	Receipt	0.00	20,295.00
RXFR	Transfer (Regular)	42,088.86	22,066.46
WARR	Warrants	72,481.48	0.00
			-60,141.68
NNH0503	Ntl Hrtg-Oprs-Int Treas	-28,470.24	
DXFR	Transfer (Deduction)	27.74	336.68
RCPT	Receipt	0.00	11,349.27

Fund Transaction by Type

Start Date:7/1/14

End Date:6/30/15

Fund	Fund Description	Beginning Balance		Ending Balance
Type	Type Description	Debits	Credits	
RXFR	Transfer (Regular)	7,547.25	0.00	
				-32,581.20
NNH0601	ATR-Oprs-Int Treas			-378.14
COFF	Checks Charged Off	6.00	0.00	
DXFR	Transfer (Deduction)	0.53	11.59	
RCPT	Receipt	0.00	115,243.06	
RXFR	Transfer (Regular)	115,491.00	0.00	
				-135.26
NNH0602	ATR-Salaries-Int Treas			-2,366.03
DXFR	Transfer (Deduction)	0.68	12.99	
RXFR	Transfer (Regular)	129,307.41	132,508.00	
WARR	Warrants	4,964.75	0.00	
				-614.18
NNH0603	ATR-Oprs-Int Treas			-3,837.41
DXFR	Transfer (Deduction)	3.94	54.51	
RCPT	Receipt	0.00	81,513.40	
RXFR	Transfer (Regular)	17,017.00	0.00	
WARR	Warrants	66,343.21	0.00	
				-2,041.17
NNH0701	DAH-CA-Cash in Treas (0865)			-5,302.30
DXFR	Transfer (Deduction)	3.90	50.80	
				-5,349.20
NNH0901	DAH Mosaic Templars Cash			-56,338.81
COFF	Checks Charged Off	50.00	0.00	
DXFR	Transfer (Deduction)	36.89	504.37	
RCPT	Receipt	0.00	11,946.52	
RXFR	Transfer (Regular)	0.00	25.94	
WARR	Warrants	21,637.44	0.00	
				-47,091.31
NPB0000	Pharmacy Ckg-Int Treas			-1,563,354.21
COFF	Checks Charged Off	436.75	0.00	
DXFR	Transfer (Deduction)	1,475.01	16,564.46	
RCPT	Receipt	0.00	1,595,600.41	
RXFR	Transfer (Regular)	968,700.35	0.00	
WARR	Warrants	473,357.97	0.00	
				-1,731,549.00
NPB0100	Pharmacy Student 772/09			-2,293.91
DXFR	Transfer (Deduction)	1.69	22.00	
RXFR	Transfer (Regular)	0.00	50,000.00	
WARR	Warrants	50,000.00	0.00	
				-2,314.22
NPC0000	Private Career Ed-Interest			-32.15
DXFR	Transfer (Deduction)	0.02	0.32	
				-32.45
NPC0100	PCE Bond Refunds			-6,193.30
DXFR	Transfer (Deduction)	4.56	59.34	
				-6,248.08
NPD0000	Database Parole Decisions 03:			0.00
RCPT	Receipt	0.00	17,124.00	
				-17,124.00
NPT0101	PT-Tourism Oprs-Int Treas			-58,166.77

Fund Transaction by Type

Start Date:7/1/14 End Date:6/30/15

Fund	Fund Description	Beginning Balance		Ending Balance
Type	Type Description	Debits	Credits	
DXFR	Transfer (Deduction)	42.54	521.60	
RCPT	Receipt	0.00	10,000.00	
RXFR	Transfer (Regular)	325.32	0.00	
WARR	Warrants	22,695.76	0.00	
				-45,624.75
NPT0102	PT-Hall of Fame-Int Treas	-35,342.84		
DXFR	Transfer (Deduction)	25.17	330.25	
WARR	Warrants	1,715.53	0.00	
				-33,932.39
NPT0104	PT-Sweep-Int Treas	-7,130,110.05		
DXFR	Transfer (Deduction)	6,762.85	77,735.19	
RCPT	Receipt	0.00	26,422,605.23	
RXFR	Transfer (Regular)	11,362,092.41	902,300.12	
WARR	Warrants	18,271,442.31	0.00	
				-4,892,453.02
NPT0106	PT Trails for Life Grants	-76,402.01		
DXFR	Transfer (Deduction)	147.26	1,371.04	
RXFR	Transfer (Regular)	0.00	175,000.00	
WARR	Warrants	248,559.68	0.00	
				-4,066.11
NPT0201	History Comm-Oprs-Int Treas	-30,366.52		
DXFR	Transfer (Deduction)	5.63	143.00	
RCPT	Receipt	0.00	37,640.57	
RXFR	Transfer (Regular)	0.00	189.20	
WARR	Warrants	56,546.53	0.00	
				-11,787.13
NRC0000	RACING LIC APPL (0631)	-520,168.29		
DXFR	Transfer (Deduction)	422.74	5,306.77	
RCPT	Receipt	0.00	68,475.00	
RXFR	Transfer (Regular)	12,084.07	67,850.00	
WARR	Warrants	61,991.60	0.00	
				-587,301.65
NRE0001	Real Estate-Int Treas	-979,448.90		
COFF	Checks Charged Off	858.50	0.00	
DXFR	Transfer (Deduction)	968.24	11,497.37	
RCPT	Receipt	0.00	1,168,427.22	
RXFR	Transfer (Regular)	655,637.24	468.33	
WARR	Warrants	421,769.58	0.00	
				-1,080,608.26
NRE0002	Real Estate-Ckg-Int Treas	-588,075.63		
COFF	Checks Charged Off	100.00	0.00	
DXFR	Transfer (Deduction)	442.13	5,738.28	
RCPT	Receipt	0.00	26,688.70	
RXFR	Transfer (Regular)	0.00	600.00	
				-620,560.48
NRF0000	Bd Reg Foresters Op (0239)	-83,385.19		
DXFR	Transfer (Deduction)	65.59	819.02	
RCPT	Receipt	0.00	14,823.54	
RXFR	Transfer (Regular)	7,288.02	0.00	
WARR	Warrants	2,289.51	0.00	
				-89,384.63

Fund Transaction by Type

Start Date:7/1/14 End Date:6/30/15

Fund	Fund Description	Beginning Balance	Ending Balance	
Type	Type Description	Debits	Credits	
NRS0001	Rehab-Tech Eqpt-Int Treas	-219,653.28		
COFF	Checks Charged Off	690.48	0.00	
DXFR	Transfer (Deduction)	161.23	1,857.44	
RCPT	Receipt	0.00	574,061.70	
WARR	Warrants	683,505.11	0.00	
				-111,215.60
NRS0002	Rehab-HSRC Oprs-Int Treas	-5,718.42		
DXFR	Transfer (Deduction)	4.21	54.78	
				-5,768.99
NSA0000	Brd Examiners Speech-Lang 0	-1,103,699.28		
COFF	Checks Charged Off	320.00	0.00	
DXFR	Transfer (Deduction)	821.30	10,766.70	
RCPT	Receipt	0.00	216,530.61	
RXFR	Transfer (Regular)	74,971.50	137.23	
WARR	Warrants	46,775.97	0.00	
				-1,208,245.05
NSC0001	Spinal Cord-Take Cntrl-Interes	-29,732.81		
DXFR	Transfer (Deduction)	25.56	349.68	
RCPT	Receipt	0.00	35,772.17	
RXFR	Transfer (Regular)	0.00	12.26	
WARR	Warrants	16,365.56	0.00	
				-49,475.80
NSC0005	Trauma Advisory Council (029)	-428,019.40		
DXFR	Transfer (Deduction)	428.56	6,080.30	
RCPT	Receipt	0.00	14,025.00	
RXFR	Transfer (Regular)	289,088.40	502,723.74	
WARR	Warrants	284,337.60	0.00	
				-376,993.88
NSL0200	State Library Gates Grant	-41,807.61		
DXFR	Transfer (Deduction)	4.91	410.79	
RCPT	Receipt	0.00	5,000.00	
RXFR	Transfer (Regular)	0.00	165,000.00	
WARR	Warrants	204,490.10	0.00	
				-7,723.39
NSP0300	Troop K Cont-Cash (0960)	-60.32		
DXFR	Transfer (Deduction)	0.04	0.56	
				-60.84
NSP0400	CHCL Cash Fund (0960)	-147,739.03		
DXFR	Transfer (Deduction)	89.33	1,207.82	
RXFR	Transfer (Regular)	50,084.58	0.00	
WARR	Warrants	759.85	0.00	
				-98,013.09
NSS0005	Capitol Bldg&Grds Restor (00	0.00		
DXFR	Transfer (Deduction)	111.71	1,324.55	
RXFR	Transfer (Regular)	0.00	151,867.61	
WARR	Warrants	151,441.91	0.00	
				-1,638.54
NSS0009	SOS-Civics Lessons (0063)	-567.55		
DXFR	Transfer (Deduction)	0.42	5.45	
				-572.58
NSS0100	SOS HAVA State Match (0063)	-509,998.19		

Fund Transaction by Type

Start Date:7/1/14 End Date:6/30/15

Fund	Fund Description	Beginning Balance		Ending Balance
Type	Type Description	Debits	Credits	
DXFR	Transfer (Deduction)	375.68	4,890.31	
RCPT	Receipt	0.00	515.33	
				-515,028.15
NST0100	ASTA Entrepreneurship In AR	-30,586.16		
DXFR	Transfer (Deduction)	45.03	543.28	
RCPT	Receipt	0.00	75,000.00	
RXFR	Transfer (Regular)	61,669.11	3,470.25	
WARR	Warrants	2,223.45	0.00	
				-45,662.10
NST0600	Seed Capital Investment	-1,112,603.04		
DXFR	Transfer (Deduction)	835.09	10,846.34	
RCPT	Receipt	0.00	38,244.60	
				-1,160,858.89
NST0700	Industrial Engy Effcy (0327)	-159,432.28		
DXFR	Transfer (Deduction)	123.02	975.06	
RCPT	Receipt	0.00	157,500.00	
RXFR	Transfer (Regular)	92,069.53	3,435.00	
WARR	Warrants	66,569.20	0.00	
				-162,580.59
NST0900	AR Mfg Ext Network §19-4-503	-1,640,788.65		
DXFR	Transfer (Deduction)	1,310.75	16,833.79	
RCPT	Receipt	0.00	339,536.91	
RXFR	Transfer (Regular)	89,576.12	155,857.93	
WARR	Warrants	467,417.36	0.00	
				-1,594,713.05
NST1000	Stem Works and UTeach (0327)	0.00		
DXFR	Transfer (Deduction)	0.00	9.61	
RXFR	Transfer (Regular)	0.00	10,000.00	
				-10,009.61
NSW0101	Soil & Water-Travel-Interest T	-4,788,476.52		
DXFR	Transfer (Deduction)	1,735.34	26,482.27	
RCPT	Receipt	0.00	2,830,850.47	
RXFR	Transfer (Regular)	388,364.40	110,931.64	
WARR	Warrants	4,660,046.10	0.00	
				-2,706,595.06
NSW0106	Soil & Water-Dam Permit Fees	-759,915.76		
DXFR	Transfer (Deduction)	590.97	7,582.02	
RCPT	Receipt	0.00	90,170.44	
RXFR	Transfer (Regular)	58,231.41	110.00	
WARR	Warrants	31,926.05	0.00	
				-767,029.79
NSW0107	Soil & Water-Gpm-Interest Tre:	-317,710.49		
DXFR	Transfer (Deduction)	217.18	2,916.30	
RCPT	Receipt	0.00	100,936.69	
RXFR	Transfer (Regular)	82,673.16	0.00	
WARR	Warrants	24,732.98	0.00	
				-313,940.16
NSW0108	Soil & Water-Info-Educ-Int Tre	-682,809.86		
DXFR	Transfer (Deduction)	509.65	6,699.62	
RCPT	Receipt	0.00	316,507.75	
RXFR	Transfer (Regular)	260,997.77	216,354.00	

Fund Transaction by Type

Start Date:7/1/14 End Date:6/30/15

Fund	Fund Description	Beginning Balance	Ending Balance
Type	Type Description	Debits	Credits
WARR	Warrants	188,518.39	0.00
			-772,345.42
NSW0109	Soil & Water-Tax Credits-Int T	-104,659.85	
DXFR	Transfer (Deduction)	79.02	1,039.50
RCPT	Receipt	0.00	50,997.06
RXFR	Transfer (Regular)	39,744.97	0.00
WARR	Warrants	8,469.92	0.00
			-108,402.50
NSW0110	Soil & Water-Wellwtr Oprs-Int	-254,024.55	
DXFR	Transfer (Deduction)	252.21	3,247.04
RCPT	Receipt	0.00	183,378.38
RXFR	Transfer (Regular)	97,431.73	0.00
WARR	Warrants	80,547.96	0.00
			-262,418.07
NSW0111	Soil & Water-Admin Fees-Int T	-2,458,356.19	
DXFR	Transfer (Deduction)	1,918.69	24,622.10
RCPT	Receipt	0.00	252,628.00
RXFR	Transfer (Regular)	175,660.35	96,909.90
WARR	Warrants	67,860.68	0.00
			-2,587,076.47
NSW0112	Soil & Water-Wtlns Mitig Bk-I	-531,442.05	
DXFR	Transfer (Deduction)	423.63	5,763.78
RCPT	Receipt	0.00	196,460.00
RXFR	Transfer (Regular)	56,243.42	28,057.50
WARR	Warrants	138,616.61	0.00
			-566,439.67
NSW0114	Soil/Water Wtlns Rip Tax (45!	-140,722.60	
DXFR	Transfer (Deduction)	105.67	1,370.82
RCPT	Receipt	0.00	5,027.99
			-147,015.74
NSW0115	SW-Forestry Grant	-1,014,190.45	
DXFR	Transfer (Deduction)	562.37	7,854.55
WARR	Warrants	295,438.01	0.00
			-726,044.62
NSW0116	Soil & Water-Water Plan Comp	-20,420.23	
DXFR	Transfer (Deduction)	14.91	194.99
RCPT	Receipt	0.00	1,600.00
WARR	Warrants	1,613.19	0.00
			-20,587.12
NSW0117	SW-Misc Fees	-4,303.03	
DXFR	Transfer (Deduction)	5.69	69.45
RCPT	Receipt	0.00	3,767.92
RXFR	Transfer (Regular)	0.00	511.59
WARR	Warrants	324.74	0.00
			-8,321.56
NSW0118	Soil & Water-Non Riparian(455	-404,734.40	
DXFR	Transfer (Deduction)	296.79	3,872.07
RCPT	Receipt	0.00	129,895.00
RXFR	Transfer (Regular)	52,083.15	0.00
WARR	Warrants	62,283.40	0.00
			-423,838.13

Fund Transaction by Type

Start Date:7/1/14 End Date:6/30/15

Fund	Fund Description	Beginning Balance		Ending Balance
Type	Type Description	Debits	Credits	
NSW0123	Nutrient/Poultry Litter	-94,866.85		
DXFR	Transfer (Deduction)	77.44	962.38	
RCPT	Receipt	0.00	19,526.49	
RXFR	Transfer (Regular)	0.00	210.00	
WARR	Warrants	8,521.18	0.00	
				-106,967.10
NSW0124	S&W Floodplain Adm(0455)	-32,585.40		
DXFR	Transfer (Deduction)	23.71	315.47	
RCPT	Receipt	0.00	5,230.00	
RXFR	Transfer (Regular)	4,154.21	0.00	
WARR	Warrants	4,075.65	0.00	
				-29,877.30
NSW0125	ASWC TSPCA NRCS	-4,966.64		
DXFR	Transfer (Deduction)	0.41	126.81	
RCPT	Receipt	0.00	521,066.85	
RXFR	Transfer (Regular)	55,069.88	0.00	
WARR	Warrants	471,066.76	0.00	
				-23.25
NSW0126	ASWCC Tspca Nracs-0455	-5,773.48		
DXFR	Transfer (Deduction)	12.51	104.84	
RXFR	Transfer (Regular)	22,553.73	55,069.88	
WARR	Warrants	4,229.16	0.00	
				-34,152.80
NSW0129	STAG Admin of Set Aside 04	-233,037.77		
DXFR	Transfer (Deduction)	163.90	2,165.50	
RCPT	Receipt	0.00	69,769.17	
RXFR	Transfer (Regular)	28,533.93	0.00	
WARR	Warrants	14,836.03	0.00	
				-261,438.58
NSW0130	USGS PAYMENT INDIRECT (0	-16,552.15		
DXFR	Transfer (Deduction)	12.18	158.58	
				-16,698.55
NSW0136	Drinking Water FY2008 (0455)	-0.01		
RXFR	Transfer (Regular)	0.01	0.00	
				0.00
NSW0137	Drinking Water FY09 (0455)	-315,456.71		
DXFR	Transfer (Deduction)	235.62	2,670.42	
RCPT	Receipt	0.00	680,000.00	
RXFR	Transfer (Regular)	433,052.66	0.01	
WARR	Warrants	142,662.19	0.00	
				-422,176.67
NTC0000	TCB Sale to Minors Enf	-168,083.53		
DXFR	Transfer (Deduction)	95.15	1,210.46	
RXFR	Transfer (Regular)	656,556.31	929,612.83	
WARR	Warrants	280,513.80	0.00	
				-161,741.56
NTC0100	ATC Tobacco Forfeiture (0261	-118,611.03		
DXFR	Transfer (Deduction)	78.56	1,011.48	
RCPT	Receipt	0.00	30,787.50	
RXFR	Transfer (Regular)	40,278.00	0.00	
				-110,053.45

Fund Transaction by Type

Start Date:7/1/14 End Date:6/30/15

Fund	Fund Description	Beginning Balance	Ending Balance	
Type	Type Description	Debits	Credits	
NTC0200	ATC Law Enforcement Training	-18,531.86		
DXFR	Transfer (Deduction)	13.64	177.55	
				-18,695.77
NTR0000	Towing/Recovery	-718.03		
DXFR	Transfer (Deduction)	0.57	7.34	
RCPT	Receipt	0.00	50.00	
				-774.80
NTS0100	CIT ATRS Asbestos (0375)	0.00		
DXFR	Transfer (Deduction)	162.41	1,866.49	
RXFR	Transfer (Regular)	109,904.00	220,806.22	
WARR	Warrants	111,096.00	0.00	
				-1,510.30
NVA0000	DVA Cash in Treasury	-352,855.59		
COFF	Checks Charged Off	1,762.00	0.00	
DXFR	Transfer (Deduction)	176.75	2,045.62	
RADJ	Receipt Adjustment	154.20	154.20	
RCPT	Receipt	0.00	8,195,101.42	
RXFR	Transfer (Regular)	4,082,090.10	50,206.09	
SDIS	Distribution (Special Fund)	0.00	0.00	
SPEC	Special Reversing Entry	154.20	154.20	
WARR	Warrants	4,044,311.65	0.00	
				-471,868.22
NVA0100	LR Veterans Home	-535,727.09		
DXFR	Transfer (Deduction)	224.25	3,123.73	
RCPT	Receipt	0.00	88,539.50	
RXFR	Transfer (Regular)	1,269.75	75.00	
WARR	Warrants	336,474.26	0.00	
				-289,497.06
NVA0200	Veterans Cemetery § 19-5-107	-365,467.86		
DXFR	Transfer (Deduction)	341.68	4,430.80	
RCPT	Receipt	0.00	394,968.53	
RXFR	Transfer (Regular)	68,779.10	29,152.94	
WARR	Warrants	136,151.62	0.00	
				-588,747.73
NVA0300	Birdeye Cemetery Cash (0385)	-45,929.83		
DXFR	Transfer (Deduction)	46.32	585.09	
RCPT	Receipt	0.00	38,756.98	
				-85,225.58
NWC0000	Wrks Comp-Interest Treas	-915.97		
DXFR	Transfer (Deduction)	0.66	14.97	
RCPT	Receipt	0.00	14,500.00	
WARR	Warrants	7,022.21	0.00	
				-8,408.07
NWC0001	Workers Comp-Cash Treas (03	-90.69		
DXFR	Transfer (Deduction)	0.07	0.88	
				-91.50
NWS0100	CIT DWS Asbestos (0810)	0.00		
DXFR	Transfer (Deduction)	7.46	75.90	
RXFR	Transfer (Regular)	10,206.27	10,137.83	
				0.00
PAB0100	Auctioneers Licensing-Payroll	-51,488.41		

Fund Transaction by Type

Start Date:7/1/14 End Date:6/30/15

Fund	Fund Description	Beginning Balance		Ending Balance
Type	Type Description	Debits	Credits	
RCPT	Receipt	0.00	50,000.00	
RXFR	Transfer (Regular)	72,142.96	0.00	
WARR	Warrants	4,939.99	0.00	
				-24,405.46
PAC0100	Appraiser Licensing-Payroll	-52,956.55		
RCPT	Receipt	0.00	250,000.00	
RXFR	Transfer (Regular)	255,105.37	0.00	
WARR	Warrants	19,755.83	0.00	
				-28,095.35
PAYROLL	Statewide Payroll Paying Acct	-1,094,000.39		
RCPT	Receipt	0.00	49,887.38	
RXFR	Transfer (Regular)	714,345.54	1,465,172,696.82	
WARR	Warrants	1,464,737,081.81	0.00	
				-865,157.24
PCA0100	Bd Of Collection Agencies-Pa	-32,514.91		
RCPT	Receipt	0.00	320,000.00	
RXFR	Transfer (Regular)	280,573.47	0.00	
WARR	Warrants	19,753.02	0.00	
				-52,188.42
PDE0100	Bd of Dental Examiners-Payro	-159,082.22		
RCPT	Receipt	0.00	162,300.00	
RXFR	Transfer (Regular)	210,236.81	0.00	
WARR	Warrants	27,120.43	0.00	
				-84,024.98
PEP0100	APB Payroll	0.00		
RXFR	Transfer (Regular)	0.01	172.17	
				-172.16
PER0100	Educ Rehab Paying-Fed Admi	-24,305.56		
RCPT	Receipt	0.00	76.40	
RXFR	Transfer (Regular)	173.14	681,894.05	
WARR	Warrants	666,335.70	0.00	
				-39,767.17
PER0200	Educ Rehab Paying-Prch Serv	-388,231.32		
RCPT	Receipt	0.00	35,570,801.05	
RXFR	Transfer (Regular)	37,822,164.75	14,552,015.37	
WARR	Warrants	12,372,294.83	0.00	
				-316,588.16
PER0300	Educ Rehab Paying-Grants	-324,410.41		
RCPT	Receipt	0.00	882,185.45	
RXFR	Transfer (Regular)	14,669.15	15,450,000.00	
WARR	Warrants	16,370,368.29	0.00	
				-271,558.42
PER0500	Educ Rehab Paying-Grants	-503.06		
RXFR	Transfer (Regular)	20,392.54	26,500.00	
WARR	Warrants	6,544.26	0.00	
				-66.26
PERARRA	Rehab Service 2009 111th Coi	-488.55		
RXFR	Transfer (Regular)	488.55	0.00	
				0.00
PFA0100	AR Dev Fin Auth Paying Oprs	0.00		
RCPT	Receipt	0.00	4,564,979.07	

Fund Transaction by Type

Start Date:7/1/14 End Date:6/30/15

Fund	Fund Description	Beginning Balance		Ending Balance
Type	Type Description	Debits	Credits	
RXFR	Transfer (Regular)	4,258,667.34	0.00	
WARR	Warrants	306,311.73	0.00	
				0.00
PGP0000	Optometry Bd-Paying Acct	-12,947.33		
RCPT	Receipt	0.00	104,000.00	
RXFR	Transfer (Regular)	91,489.09	103.45	
WARR	Warrants	9,866.26	0.00	
				-15,695.43
PHA0000	Hearing Aid Dispensers-Payin	-9,858.95		
RCPT	Receipt	0.00	450.00	
RXFR	Transfer (Regular)	9,707.16	0.00	
WARR	Warrants	3.60	0.00	
				-598.19
PHD0000	Health Oper § 19-5-104	-3,347,028.30		
RADJ	Receipt Adjustment	4,119.30	3,854.80	
RCPT	Receipt	0.00	77,831,895.37	
RXFR	Transfer (Regular)	157,655,711.15	214,524,859.74	
SDIS	Distribution (Special Fund)	260.27	260.27	
SPEC	Special Reversing Entry	4,119.30	4,119.30	
WARR	Warrants	134,666,361.17	0.00	
				-3,381,446.59
PLA0000	Ark Lottery Payroll (0613)	0.00		
RCPT	Receipt	0.00	946,006.19	
RXFR	Transfer (Regular)	946,006.19	0.00	
				0.00
PMB0100	State Medical Bd Payroll	-129,582.71		
RCPT	Receipt	0.00	1,890,000.00	
RXFR	Transfer (Regular)	1,802,221.97	0.00	
WARR	Warrants	217,125.21	0.00	
				-235.53
PMG0000	Medicaid Inspect Gen (0035)	-234,785.70		
RCPT	Receipt	0.00	93.77	
RXFR	Transfer (Regular)	1,719,704.09	2,401,472.69	
WARR	Warrants	615,664.95	0.00	
				-300,983.12
PMG0100	Enterprise Fraud Act 259 '14	0.00		
RCPT	Receipt	0.00	200,000.00	
				-200,000.00
PPA0100	Accounting Board-Payroll	-46,606.31		
RCPT	Receipt	0.00	555,000.00	
RXFR	Transfer (Regular)	538,728.70	0.00	
WARR	Warrants	44,463.48	0.00	
				-18,414.13
PSC0000	WMSC Payroll Payroll	-716.34		
RCPT	Receipt	0.00	25,000.00	
RXFR	Transfer (Regular)	16,806.01	0.00	
				-8,910.33
PSD0100	Blind & Deaf Sch Pay-Payroll	-1,917.01		
RXFR	Transfer (Regular)	602,955.41	680,203.35	
WARR	Warrants	76,026.44	0.00	
				-3,138.51

Fund Transaction by Type

Start Date:7/1/14 End Date:6/30/15

Fund	Fund Description	Beginning Balance	Ending Balance
Type	Type Description	Debits	Credits
PSL0100	Student Loan Authority Payrol	-23,693.60	
RCPT	Receipt	0.00	429,600.70
RXFR	Transfer (Regular)	420,267.29	0.00
WARR	Warrants	24,727.59	0.00
			-8,299.42
PTA4000	Dept Of Human Svcs-Medsvcs	-3,785.83	
RCPT	Receipt	0.00	26,522.92
RXFR	Transfer (Regular)	46,322.30	28,417.00
WARR	Warrants	8,602.41	0.00
			-3,801.04
PTA4500	Dept Of Human Svcs-Co Oprs-	-50,628.46	
RCPT	Receipt	0.00	1,129,097.56
RXFR	Transfer (Regular)	1,822,486.02	1,133,221.50
WARR	Warrants	437,471.85	0.00
			-52,989.65
PTD8100	Tobacco DD Pay-Prescr Drugs	-56,326.00	
RCPT	Receipt	0.00	51,935.02
RXFR	Transfer (Regular)	0.00	3,629,752.68
WARR	Warrants	3,684,419.38	0.00
			-53,594.32
PTD8600	Tobacco DD Pay-Hosp Med Se	-1,389,405.43	
RCPT	Receipt	0.00	9,487,532.33
RXFR	Transfer (Regular)	0.00	4,029,655.93
WARR	Warrants	13,700,018.51	0.00
			-1,206,575.18
PTP0100	Bd of Physical Therapy-Payrol	-10,507.56	
RCPT	Receipt	0.00	150,000.00
RXFR	Transfer (Regular)	113,858.78	0.00
WARR	Warrants	9,874.37	0.00
			-36,774.41
PTR0100	Towing & Recovery-Payroll	-12,822.78	
RCPT	Receipt	0.00	200,000.00
RXFR	Transfer (Regular)	158,971.29	0.00
WARR	Warrants	24,643.88	0.00
			-29,207.61
PVC0100	Crowley's Ridge Payroll Payin	-49,707.76	
RCPT	Receipt	0.00	80,000.00
RXFR	Transfer (Regular)	77,528.36	7,000.00
WARR	Warrants	10,186.00	0.00
			-48,993.40
PVN0100	Northwest TI-Payroll Paying	-92,291.59	
RCPT	Receipt	0.00	710,000.00
RXFR	Transfer (Regular)	633,756.30	0.00
WARR	Warrants	59,220.59	0.00
			-109,314.70
PWD7500	Dept Of Human Svcs-Tea Emp	-25,200.00	
RXFR	Transfer (Regular)	132,591.00	1,689,394.00
WARR	Warrants	1,548,403.00	0.00
			-33,600.00
PWD7600	DHS-Delay Grnts-AFDC	825.29	
RCPT	Receipt	0.00	25,583.10

Fund Transaction by Type

Start Date:7/1/14

End Date:6/30/15

Fund	Fund Description	Beginning Balance		Ending Balance
Type	Type Description	Debits	Credits	
RXFR	Transfer (Regular)	49,359.00	9,115,749.51	
WARR	Warrants	9,530,836.43	0.00	
				439,688.11
PWD7700	DHS-Nrs Hm Vndr Payments	-3,282,552.53		
RCPT	Receipt	0.00	439,785,691.11	
RXFR	Transfer (Regular)	0.00	188,474,128.22	
WARR	Warrants	622,361,829.21	0.00	
				-9,180,542.65
PWD8100	DHS-DrugVenPay-FamPlan	-12,982,596.40		
RCPT	Receipt	0.00	165,806,117.85	
RXFR	Transfer (Regular)	0.00	258,331,351.22	
WARR	Warrants	419,064,816.43	0.00	
				-18,055,249.04
PWD8200	DHS-Peer Revw-Phrmcy Audit	-266,237.52		
RCPT	Receipt	0.00	1,491,223.18	
RXFR	Transfer (Regular)	0.00	624,080.00	
WARR	Warrants	2,349,902.01	0.00	
				-31,638.69
PWD8600	DHS-Hosp/Med Vendor	-11,315,117.47		
COFF	Checks Charged Off	4,964.60	0.00	
RCPT	Receipt	0.00	3,600,719,429.65	
RXFR	Transfer (Regular)	28,914,004.20	983,953,234.64	
WARR	Warrants	4,564,272,534.31	0.00	
				-2,796,278.65
PWD8700	DHS-Med Assist Prg Admin	-5,022,995.44		
RCPT	Receipt	0.00	33,963,037.64	
RXFR	Transfer (Regular)	19,267,222.99	16,965,283.07	
WARR	Warrants	37,048,026.82	0.00	
				363,933.66
PWD8900	DHS-Med Assist Prg Peer Rev	-4,418,665.96		
RCPT	Receipt	0.00	176,270,885.27	
RXFR	Transfer (Regular)	0.00	47,096,937.80	
WARR	Warrants	217,476,479.12	0.00	
				-10,310,009.91
PWD9400	DHS-Lng Trm Care Prof Contr:	-575,490.56		
RCPT	Receipt	0.00	2,020,397.05	
RXFR	Transfer (Regular)	4,656.89	1,010,330.61	
WARR	Warrants	3,099,416.61	0.00	
				-502,144.72
PWD9600	DHS ARKIDS B Prg	-373,449.06		
RCPT	Receipt	0.00	54,594,763.70	
RXFR	Transfer (Regular)	1,996,880.55	25,337,767.97	
WARR	Warrants	78,216,969.93	0.00	
				-92,130.25
PWE1400	DHS-SSvs Blk Grnt-Title XX	-49,013.90		
RCPT	Receipt	0.00	897,293.00	
RXFR	Transfer (Regular)	897,293.00	0.00	
				-49,013.90
PWE1500	DHS-Older Wrkr Prgm	0.00		
RXFR	Transfer (Regular)	0.00	1,052,665.00	
WARR	Warrants	1,052,665.00	0.00	

Fund Transaction by Type

Start Date:7/1/14 End Date:6/30/15

Fund	Fund Description	Beginning Balance	Ending Balance
Type	Type Description	Debits	Credits
			0.00
PWE2000	DHS-Aging Proj Grant Paymer	-212,779.02	
RADJ	Receipt Adjustment	50.00	0.90
RCPT	Receipt	0.00	9,005,662.55
RXFR	Transfer (Regular)	1,616.94	331,759.98
SDIS	Distribution (Special Fund)	0.00	0.00
SPEC	Special Reversing Entry	50.00	50.00
WARR	Warrants	9,459,644.23	0.00
			-88,891.28
PWE2300	DHS Sr Citizens Centers	0.00	
RXFR	Transfer (Regular)	0.00	5,101,874.00
WARR	Warrants	5,077,338.00	0.00
			-24,536.00
PWE4600	DHS-Aging-RSVP Payments	0.00	
RXFR	Transfer (Regular)	0.00	65,419.31
WARR	Warrants	65,419.31	0.00
			0.00
PWE4700	DHS-Aging-Nrsing Hm Care Al	-212,065.85	
RCPT	Receipt	0.00	6,125.00
RXFR	Transfer (Regular)	0.00	5,088,950.00
WARR	Warrants	5,100,470.55	0.00
			-206,670.30
PWE5200	DHS-Aging-Nutrition Prgm	-365,006.49	
RCPT	Receipt	0.00	8,176,670.06
RXFR	Transfer (Regular)	83,267.00	98,235.96
WARR	Warrants	8,407,838.06	0.00
			-148,807.45
PWE6000	DHS DBS Purchase of Service	-1,042,726.70	
RCPT	Receipt	0.00	2,598,878.71
RXFR	Transfer (Regular)	7,778.63	982,794.62
WARR	Warrants	3,568,425.30	0.00
			-1,048,196.10
PWE7400	DHS-Child/Fam/Life Inst	-2,100,000.00	
RXFR	Transfer (Regular)	2,100,000.00	2,100,000.00
			-2,100,000.00
PWE7500	DHS-Grant Awards Vol	-150,403.90	
RCPT	Receipt	0.00	2,083,425.29
RXFR	Transfer (Regular)	130.00	0.00
WARR	Warrants	2,085,539.20	0.00
			-148,159.99
PWE7900	DHS-Infant Infirmary Nrsng Hn	-1,177,315.70	
RADJ	Receipt Adjustment	0.00	323,856.44
RCPT	Receipt	0.00	17,061,900.32
RXFR	Transfer (Regular)	35,593.01	7,279,756.79
WARR	Warrants	25,041,370.73	0.00
			-765,865.51
PWE8000	DHS Public Nursing Home Car	-5,068,080.83	
RADJ	Receipt Adjustment	0.00	0.90
RCPT	Receipt	0.00	181,998,761.16
RXFR	Transfer (Regular)	447,087.47	12,003,570.71
WARR	Warrants	197,037,130.77	0.00

Fund Transaction by Type

Start Date:7/1/14 End Date:6/30/15

Fund	Fund Description	Beginning Balance		Ending Balance
Type	Type Description	Debits	Credits	
				-1,586,195.36
PWE9000	DHS Family Preservation			
		-64,639.16		
RCPT	Receipt	0.00	2,676,676.90	
RXFR	Transfer (Regular)	53,572.23	854,857.11	
WARR	Warrants	3,251,015.00	0.00	
				-291,585.94
PWE9100	DHS DCF IV E Foster Care			
		-1,318,918.38		
RCPT	Receipt	0.00	27,957,575.23	
RXFR	Transfer (Regular)	1,566,367.01	14,217,847.09	
WARR	Warrants	39,553,550.61	0.00	
				-2,374,423.08
PWE9300	DHS DCF Child Care Cost			
		-1,758,736.74		
RADJ	Receipt Adjustment	323,856.44	0.00	
RCPT	Receipt	0.00	18,444,699.71	
RXFR	Transfer (Regular)	2,204,363.74	6,266,098.31	
WARR	Warrants	22,031,051.48	0.00	
				-1,910,263.10
PWE9400	DHS Food Stamps			
		-27,121.48		
RCPT	Receipt	0.00	70,863.21	
RXFR	Transfer (Regular)	544.82	71,106.05	
WARR	Warrants	152,171.52	0.00	
				-16,374.40
PWE9500	Vol & Ldrshp Dev Gr Act 295 "			
		0.00		
RCPT	Receipt	0.00	100,000.00	
WARR	Warrants	100,000.00	0.00	
				0.00
PWE9700	DHS-Comm Dev Blk Grants-(7'			
		-662,205.96		
RADJ	Receipt Adjustment	0.00	0.50	
RCPT	Receipt	0.00	7,445,633.18	
RXFR	Transfer (Regular)	2.52	3,184.20	
WARR	Warrants	8,035,203.20	0.00	
				-75,818.12
PWP0100	Dept of Human Svcs-DDS St O			
		-398,634.46		
RCPT	Receipt	0.00	3,620,133.53	
WARR	Warrants	3,517,477.62	0.00	
				-501,290.37
PWP0400	DHS-DDS-Early Intervention			
		-1,925.94		
RXFR	Transfer (Regular)	2,925.94	61,191.00	
WARR	Warrants	57,325.82	0.00	
				-2,865.18
PWP1000	Dept Of Human Svcs-Dir Off A			
		-646,793.59		
RCPT	Receipt	0.00	547,754.71	
RXFR	Transfer (Regular)	992,523.39	592,636.14	
WARR	Warrants	143,711.17	0.00	
				-650,949.88
PWP1500	Dept Of Human Svcs-Chief Coi			
		-212,935.57		
RADJ	Receipt Adjustment	2,460.00	84.60	
RCPT	Receipt	0.00	5,856,883.42	
RXFR	Transfer (Regular)	9,351,982.81	5,470,248.52	
WARR	Warrants	1,874,454.40	0.00	
				-311,254.90

Fund Transaction by Type

Start Date:7/1/14 End Date:6/30/15

Fund	Fund Description	Beginning Balance		Ending Balance
Type	Type Description	Debits	Credits	
PWP2000	Dept of Human Svcs-Aging Ad	-1,337,869.05		
COFF	Checks Charged Off	120.00	0.00	
RCPT	Receipt	0.00	8,754,518.27	
RXFR	Transfer (Regular)	11,857,990.03	6,468,749.77	
WARR	Warrants	2,978,324.73	0.00	
				-1,724,702.33
PWP2500	Dept of Human Svcs-DCFS Ad	-249,992.11		
COFF	Checks Charged Off	1,080.58	50.00	
RADJ	Receipt Adjustment	0.50	0.00	
RCPT	Receipt	0.00	37,359,737.11	
RXFR	Transfer (Regular)	47,486,372.58	40,193,337.29	
WARR	Warrants	26,161,524.11	0.00	
				-4,154,138.74
PWP3000	Dept of Human Svcs-DCCECE	-3,111,115.66		
COFF	Checks Charged Off	15.00	0.00	
RCPT	Receipt	0.00	14,215,666.58	
RXFR	Transfer (Regular)	8,539,918.33	3,521,144.24	
WARR	Warrants	9,878,581.29	0.00	
				-2,429,411.86
PWP3500	Dept Of Human Svcs-Mntl Hlth	-2,665,984.85		
RADJ	Receipt Adjustment	2,158.07	2,659.01	
RCPT	Receipt	0.00	43,838,886.16	
RXFR	Transfer (Regular)	60,925,702.09	51,381,971.32	
WARR	Warrants	35,537,126.29	0.00	
				-1,424,514.89
PWP4000	Dept Of Human Svcs-Medsvcs	-9,243,537.50		
COFF	Checks Charged Off	180.00	0.00	
RCPT	Receipt	0.00	23,800,791.46	
RXFR	Transfer (Regular)	20,553,901.88	3,972,535.23	
WARR	Warrants	5,942,197.86	0.00	
				-10,520,584.45
PWP4500	Dept Of Human Svcs-Co Oprs-	-1,694,048.13		
RADJ	Receipt Adjustment	453.18	2,412.24	
RCPT	Receipt	0.00	60,662,801.15	
RXFR	Transfer (Regular)	74,444,359.97	61,849,832.44	
WARR	Warrants	46,449,905.71	0.00	
				-3,314,375.10
PWP5000	Dept Of Human Svcs-Admin Sr	-3,745,999.40		
RADJ	Receipt Adjustment	16,801.80	827.41	
RCPT	Receipt	0.00	16,009,972.97	
RXFR	Transfer (Regular)	12,853,060.60	12,292,865.51	
WARR	Warrants	14,692,986.13	0.00	
				-4,486,816.76
PWP5500	Dept of Human Svcs-DDS Adm	-3,591,360.18		
COFF	Checks Charged Off	764.46	0.00	
FORG	Forgery	0.00	1,990.00	
RADJ	Receipt Adjustment	0.03	16,801.80	
RCPT	Receipt	0.00	99,030,542.96	
RXFR	Transfer (Regular)	92,274,806.81	40,361,079.02	
WARR	Warrants	44,693,733.42	0.00	
				-6,032,469.24

Fund Transaction by Type

Start Date:7/1/14 End Date:6/30/15

Fund	Fund Description	Beginning Balance		Ending Balance
Type	Type Description	Debits	Credits	
PWP6500	Dept Of Human Svcs-Blind Srv	-1,158,543.70		
RCPT	Receipt	0.00	3,489,554.32	
RXFR	Transfer (Regular)	3,203,807.09	921,071.65	
WARR	Warrants	1,417,304.52	0.00	
				-948,058.06
PWP7500	Dept of Human Svcs-Vol Admi	-123,076.41		
RADJ	Receipt Adjustment	913.81	0.00	
RCPT	Receipt	0.00	903,946.36	
RXFR	Transfer (Regular)	974,628.33	504,642.21	
WARR	Warrants	337,060.42	0.00	
				-219,062.42
PWP8000	Dept Of Human Svcs-Yth Srv P	-675,205.12		
RCPT	Receipt	0.00	177,994.66	
RXFR	Transfer (Regular)	5,166,016.40	7,095,159.21	
WARR	Warrants	2,561,984.30	0.00	
				-220,358.29
PWS0000	Temp Emp Asst Svc § 19-5-10	-296,648.04		
RADJ	Receipt Adjustment	5,621.79	0.00	
RCPT	Receipt	0.00	38,253,106.46	
RXFR	Transfer (Regular)	34,737,813.52	3,821,273.22	
WARR	Warrants	4,787,953.08	0.00	
				-2,839,639.33
PWS0100	DWS TANF Contingency (0810)	0.00		
RADJ	Receipt Adjustment	0.00	5,621.79	
RCPT	Receipt	0.00	8,073,931.03	
RXFR	Transfer (Regular)	9,220,487.77	1,140,934.95	
				0.00
RRA0000	State Hwy & Transportation	-446,284,670.65		
COFF	Checks Charged Off	4,142.96	0.00	
CTAX	Claims & Taxes	10,054.98	2,534.16	
DXFR	Transfer (Deduction)	0.00	2,908,359.90	
HDIS	Distribution (Highway Fund)	0.00	329,145,237.02	
HSDIS	Highway Severance Distribution	0.00	44,510,647.88	
RADJ	Receipt Adjustment	9,272,013.39	1,299,762.25	
RCPT	Receipt	0.00	1,404,228,654.35	
RXFR	Transfer (Regular)	727,539,487.48	828,046,466.05	
SDIS	Distribution (Special Fund)	0.00	18,559,429.81	
SPEC	Special Reversing Entry	1,341,482,968.07	719,651,199.73	
TELL	Teller	517,903.12	0.00	
WARR	Warrants	1,211,851,690.72	0.00	
				-503,958,701.08
RRA4LHC	4 Lane Highway Construction	-133,936,840.36		
4LHC	Four Lane Highway Constructio	0.00	151,759,951.45	
DXFR	Transfer (Deduction)	0.00	1,101,873.04	
RCPT	Receipt	0.00	2,501,342.04	
RXFR	Transfer (Regular)	232,606,846.76	467,882,044.37	
SPEC	Special Reversing Entry	464,056,244.20	220,199,099.94	
WARR	Warrants	26,189,347.61	0.00	
				-254,528,712.63
RRB0000	State Aid Road	-24,245,561.90		
RCPT	Receipt	0.00	3,941,920.50	

Fund Transaction by Type

Start Date:7/1/14 End Date:6/30/15

Fund	Fund Description	Beginning Balance		Ending Balance
Type	Type Description	Debits	Credits	
RXFR	Transfer (Regular)	4,052,127.25	21,311,273.39	
SDIS	Distribution (Special Fund)	0.00	17,570,701.20	
SPEC	Special Reversing Entry	21,083,316.48	1,272,156.67	
WARR	Warrants	19,207,785.23	0.00	
				-23,998,384.70
RRC0000	State Aid Street (0090)	-16,512,354.93		
RCPT	Receipt	0.00	1,260,973.83	
RXFR	Transfer (Regular)	2,678,565.81	21,163,322.55	
SDIS	Distribution (Special Fund)	0.00	17,576,562.47	
SPEC	Special Reversing Entry	21,082,502.52	1,265,287.67	
WARR	Warrants	23,781,476.10	0.00	
				-10,235,957.02
SAB0100	AR Motor Vehicle Comm-Oprs	-2,328,610.58		
COFF	Checks Charged Off	1,350.00	0.00	
RCPT	Receipt	0.00	505,161.75	
RXFR	Transfer (Regular)	312,494.53	10,843.69	
SDIS	Distribution (Special Fund)	0.00	491,291.11	
SPEC	Special Reversing Entry	505,141.37	1,350.00	
WARR	Warrants	172,909.18	0.00	
				-2,345,362.05
SAC0000	Asbestos Control	-1,587,785.40		
COFF	Checks Charged Off	115.00	0.00	
RCPT	Receipt	0.00	328,656.60	
RXFR	Transfer (Regular)	178,241.43	0.00	
SDIS	Distribution (Special Fund)	0.00	267,692.28	
SPEC	Special Reversing Entry	304,445.00	115.00	
WARR	Warrants	31,641.29	0.00	
				-1,669,806.56
SAD0100	Public Serv Util Safe-Pipline	-1,384,372.07		
RCPT	Receipt	0.00	1,110,662.88	
RXFR	Transfer (Regular)	763,620.82	21,819.52	
SDIS	Distribution (Special Fund)	0.00	21,566.33	
SPEC	Special Reversing Entry	212,677.00	0.00	
WARR	Warrants	201,553.20	0.00	
				-1,360,569.78
SAE0200	AR Econ Dev-3.9% Rebate	-3,573,675.81		
LCRT	General Letter of Cert	0.00	11,389,591.60	
WARR	Warrants	13,689,183.64	0.00	
				-1,274,083.77
SAH0200	Oil Museum-Oil/Brine	-53,167.34		
RXFR	Transfer (Regular)	99,309.56	93,347.25	
SDIS	Distribution (Special Fund)	0.00	77,976.34	
SPEC	Special Reversing Entry	87,834.06	1,333.21	
WARR	Warrants	11,405.42	0.00	
				-27,275.10
SAT0000	Special Addl Taxes (0630)	-416,396.82		
RXFR	Transfer (Regular)	29,363,523.75	29,055,739.47	
				-108,612.54
SAW0000	Abadoned/Orphaned Well Plug	-3,155,357.90		
RCPT	Receipt	0.00	588,272.86	
SDIS	Distribution (Special Fund)	0.00	578,001.60	

Fund Transaction by Type

Start Date:7/1/14 End Date:6/30/15

Fund	Fund Description	Beginning Balance		Ending Balance
Type	Type Description	Debits	Credits	
SPEC	Special Reversing Entry	587,600.00	0.00	
WARR	Warrants	726,838.07	0.00	
				-3,007,194.29
SBA0100	Keep AR Beautiful-Oprs	-152,284.53		
RCPT	Receipt	0.00	1,220.00	
RXFR	Transfer (Regular)	140,318.59	603,608.62	
WARR	Warrants	473,509.19	0.00	
				-143,285.37
SBB0100	Soybean Board-Operations	-915,362.17		
RCPT	Receipt	0.00	7,073,625.42	
RXFR	Transfer (Regular)	14,979,250.41	16,370,801.55	
SDIS	Distribution (Special Fund)	0.00	7,734,934.09	
SPEC	Special Reversing Entry	23,027,073.71	14,975,340.59	
WARR	Warrants	6,426,403.15	0.00	
				-2,637,336.55
SBC0100	AR Beef Council	-186,433.84		
RCPT	Receipt	0.00	668,403.20	
RXFR	Transfer (Regular)	1,254,769.60	1,315,803.56	
SDIS	Distribution (Special Fund)	0.00	307,177.74	
SPEC	Special Reversing Entry	468,215.37	124,521.66	
WARR	Warrants	770,798.12	0.00	
				-108,556.91
SBL0000	Bail Bond Recovery	-137,697.87		
COFF	Checks Charged Off	1,400.00	700.00	
RADJ	Receipt Adjustment	58,296.00	58,296.00	
RCPT	Receipt	0.00	224,888.00	
SDIS	Distribution (Special Fund)	0.00	220,600.99	
SPEC	Special Reversing Entry	224,888.00	700.00	
				-358,298.86
SBN0100	Ar St Bd of Nursing-Oprs	-2,772,729.82		
COFF	Checks Charged Off	450.00	200.00	
RCPT	Receipt	0.00	2,666,908.23	
RXFR	Transfer (Regular)	1,715,071.27	1,720.62	
SDIS	Distribution (Special Fund)	0.00	2,076,568.56	
SPEC	Special Reversing Entry	2,545,441.63	425.00	
WARR	Warrants	854,204.60	0.00	
				-2,403,384.73
SBS0000	Boating Safety(080)	0.00		
RXFR	Transfer (Regular)	957,418.27	1,130,724.89	
SDIS	Distribution (Special Fund)	0.00	782,464.87	
SPEC	Special Reversing Entry	948,484.49	0.00	
				-7,287.00
SCB0000	AR Catfish Promotion	0.00		
RADJ	Receipt Adjustment	50.20	0.00	
RCPT	Receipt	0.00	50.20	
SDIS	Distribution (Special Fund)	0.00	0.00	
SPEC	Special Reversing Entry	50.20	50.20	
				0.00
SCB0100	AR Catfish Promotion	-84,949.15		
RADJ	Receipt Adjustment	0.00	50.20	
RCPT	Receipt	0.00	29,525.29	

Fund Transaction by Type

Start Date:7/1/14 End Date:6/30/15

Fund	Fund Description	Beginning Balance		Ending Balance
Type	Type Description	Debits	Credits	
SDIS	Distribution (Special Fund)	0.00	26,028.70	
SPEC	Special Reversing Entry	29,575.49	0.00	
WARR	Warrants	36,460.00	0.00	
				-74,517.85
SCC0100	County-Circuit Clerk Cont Ed	-94,757.86		
RXFR	Transfer (Regular)	18.00	108,619.25	
SDIS	Distribution (Special Fund)	0.00	105,108.58	
SPEC	Special Reversing Entry	108,583.25	0.00	
WARR	Warrants	96,328.09	0.00	
				-103,556.35
SCE0000	St Crime Lab Equip-Special	-1,077,693.77		
RCPT	Receipt	0.00	712,760.26	
RXFR	Transfer (Regular)	600,000.00	0.00	
SDIS	Distribution (Special Fund)	0.00	669,994.37	
SPEC	Special Reversing Entry	707,665.56	0.00	
				-1,152,782.84
SCE0100	St Crime Lab Equip-Sp Rev	-88,310.16		
RCPT	Receipt	0.00	300.00	
RXFR	Transfer (Regular)	0.00	607,000.00	
WARR	Warrants	540,351.60	0.00	
				-155,258.56
SCF0000	County Corners Education Fui	-44,278.72		
RXFR	Transfer (Regular)	0.00	54,291.61	
SDIS	Distribution (Special Fund)	0.00	52,554.28	
SPEC	Special Reversing Entry	54,291.61	0.00	
WARR	Warrants	26,586.34	0.00	
				-70,246.66
SCP0000	AR Child Passenger Protection	-426,154.76		
RCPT	Receipt	0.00	195,445.95	
RXFR	Transfer (Regular)	82,276.03	0.00	
SDIS	Distribution (Special Fund)	0.00	175,568.72	
SPEC	Special Reversing Entry	195,445.95	0.00	
WARR	Warrants	202,314.83	0.00	
				-317,132.62
SCS0100	Private Career Education-Spec	-281,309.92		
COFF	Checks Charged Off	100.00	0.00	
RCPT	Receipt	0.00	311,420.47	
RXFR	Transfer (Regular)	295,583.24	105.49	
SDIS	Distribution (Special Fund)	0.00	296,874.31	
SPEC	Special Reversing Entry	309,289.53	100.00	
WARR	Warrants	74,904.72	0.00	
				-209,932.70
SCT0100	DHS-Child Care Opr	-210,869.06		
COFF	Checks Charged Off	15.00	0.00	
RADJ	Receipt Adjustment	995.00	1,045.00	
RCPT	Receipt	0.00	125,957.00	
RXFR	Transfer (Regular)	340,016.17	24,717.25	
SDIS	Distribution (Special Fund)	0.00	111,759.77	
SPEC	Special Reversing Entry	126,007.00	15.00	
				-7,329.91
SCX0000	Conservation Tax	0.00		

Fund Transaction by Type

Start Date:7/1/14 End Date:6/30/15

Fund	Fund Description	Beginning Balance		Ending Balance
Type	Type Description	Debits	Credits	
RADJ	Receipt Adjustment	0.00	84,000.00	
RXFR	Transfer (Regular)	124,307,178.25	131,796,422.53	
SDIS	Distribution (Special Fund)	0.00	60,347,933.24	
SPEC	Special Reversing Entry	129,098,900.05	61,913,609.40	
				-735,886.87
SDA0100	Aeronautics-Oprs	-18,887,249.95		
RCPT	Receipt	0.00	18,495.67	
RXFR	Transfer (Regular)	2,165,545.88	13,210,175.57	
SDIS	Distribution (Special Fund)	0.00	10,320,792.75	
SPEC	Special Reversing Entry	13,194,960.44	1,863,098.64	
WARR	Warrants	9,102,278.26	0.00	
				-19,837,028.00
SDB0100	Bd Of Dispensing Opticians-O	-250,991.58		
COFF	Checks Charged Off	180.00	60.00	
RCPT	Receipt	0.00	41,829.55	
RXFR	Transfer (Regular)	16,138.08	54.55	
SDIS	Distribution (Special Fund)	0.00	9,583.72	
SPEC	Special Reversing Entry	41,889.55	180.00	
WARR	Warrants	27,842.68	0.00	
				-216,649.09
SDC0100	ADC Farm Reserve	-1,829,853.62		
RCPT	Receipt	0.00	10,878,304.50	
RXFR	Transfer (Regular)	7,674,059.80	10,220,018.13	
SDIS	Distribution (Special Fund)	0.00	9,666,072.42	
SPEC	Special Reversing Entry	10,147,515.09	0.00	
WARR	Warrants	12,177,091.33	0.00	
				-2,595,582.45
SDD0100	Dept of Correc-Industry Oprs	-1,688,422.99		
RCPT	Receipt	0.00	8,281,292.42	
RXFR	Transfer (Regular)	2,097,082.47	11,525.95	
SDIS	Distribution (Special Fund)	0.00	6,819,838.33	
SPEC	Special Reversing Entry	7,505,288.58	0.00	
WARR	Warrants	5,618,970.44	0.00	
				-1,579,738.20
SDF0101	State Forestry 19-6-411	-2,801,293.98		
COFF	Checks Charged Off	4,969.00	0.00	
RADJ	Receipt Adjustment	694.21	694.21	
RCPT	Receipt	0.00	9,215,893.48	
RXFR	Transfer (Regular)	6,256,282.00	736,246.81	
SDIS	Distribution (Special Fund)	0.00	6,469,255.77	
SPEC	Special Reversing Entry	6,979,567.96	10,440.87	
TELL	Teller	492.00	0.00	
WARR	Warrants	3,083,506.44	0.00	
				-2,908,313.51
SDG0000	Game Protection Fund	-14,541,164.38		
COFF	Checks Charged Off	2,343.00	10.00	
DXFR	Transfer (Deduction)	0.00	99,427.46	
RADJ	Receipt Adjustment	250,182.63	250,182.63	
RCPT	Receipt	0.00	49,343,546.97	
RXFR	Transfer (Regular)	43,120,146.99	29,998,655.34	
SDIS	Distribution (Special Fund)	0.00	22,460,863.48	

Fund Transaction by Type

Start Date:7/1/14 End Date:6/30/15

Fund	Fund Description	Beginning Balance		Ending Balance
Type	Type Description	Debits	Credits	
SPEC	Special Reversing Entry	24,758,990.66	252,525.63	
WARR	Warrants	41,320,731.39	0.00	
				-7,493,981.22
SDG0001	Operating Reserve Act238 (001	0.00		
DXFR	Transfer (Deduction)	0.00	30,064.77	
RCPT	Receipt	0.00	2,100,000.00	
RXFR	Transfer (Regular)	0.00	5,000,000.00	
				-7,130,064.77
SDG0002	BlackRiverSettleHld (0080)	0.00		
DXFR	Transfer (Deduction)	0.00	58,274.89	
RCPT	Receipt	0.00	13,541,293.15	
				-13,599,568.04
SDG0100	GPF-License Plate Fnd	-2,914,302.85		
DXFR	Transfer (Deduction)	0.00	21,330.96	
RCPT	Receipt	0.00	8,179.53	
RXFR	Transfer (Regular)	297,362.83	1,302,281.23	
WARR	Warrants	1,668,439.80	0.00	
				-2,280,291.94
SDG0200	GPF-Elk Donation Fnd	-6,555.59		
DXFR	Transfer (Deduction)	0.00	217.32	
RCPT	Receipt	0.00	21,070.00	
				-27,842.91
SDG0300	Game Protection Partners For	-85,761.75		
DXFR	Transfer (Deduction)	0.00	577.35	
RXFR	Transfer (Regular)	19,093.87	0.00	
WARR	Warrants	35,240.00	0.00	
				-32,005.23
SDG0500	Game Protection St Francis Mi	-207,798.28		
DXFR	Transfer (Deduction)	0.00	1,837.87	
				-209,636.15
SDG0700	Game Protection Nature Cntr (-380,205.06		
DXFR	Transfer (Deduction)	0.00	3,148.76	
RCPT	Receipt	0.00	208,082.04	
WARR	Warrants	211,247.50	0.00	
				-380,188.36
SDG0800	AGFC-Gas Lease (0080(-1,295,962.65		
DXFR	Transfer (Deduction)	0.00	3,073.75	
RCPT	Receipt	0.00	353,171.49	
RXFR	Transfer (Regular)	288,896.00	18,699.73	
SDIS	Distribution (Special Fund)	0.00	332,163.69	
SPEC	Special Reversing Entry	351,874.06	0.00	
WARR	Warrants	1,226,479.41	0.00	
				-135,821.84
SDG0801	AGFC-Gas Rev Grants (0080)	-201,609.31		
DXFR	Transfer (Deduction)	0.00	595.29	
RXFR	Transfer (Regular)	0.00	290,830.86	
WARR	Warrants	451,076.08	0.00	
				-41,959.38
SDG0802	Gas Debt Service (0080)	-10,226,619.17		
DXFR	Transfer (Deduction)	0.00	8,309.44	
RCPT	Receipt	0.00	8.15	

Fund Transaction by Type

Start Date:7/1/14 End Date:6/30/15

Fund	Fund Description	Beginning Balance	Ending Balance
Type	Type Description	Debits	Credits
WARR	Warrants	9,563,072.90	0.00
			-671,863.86
SDG0803	AGFC Gas Capital Proj (0080)	-5,167,886.98	
DXFR	Transfer (Deduction)	0.00	45,678.37
WARR	Warrants	6,609.10	0.00
			-5,206,956.25
SDG0804	AGFC Gas Infrastructure Repa	-420,740.48	
DXFR	Transfer (Deduction)	0.00	3,702.48
RXFR	Transfer (Regular)	0.00	161.44
WARR	Warrants	2,718.52	0.00
			-421,885.88
SDG1000	Hunters Feeding the Hungry	-5,008.87	
DXFR	Transfer (Deduction)	0.00	28.12
RCPT	Receipt	0.00	34,194.18
RXFR	Transfer (Regular)	0.00	103.94
WARR	Warrants	34,050.47	0.00
			-5,284.64
SDH0100	Investor Education	-781,497.00	
RADJ	Receipt Adjustment	10,000.00	0.00
RCPT	Receipt	0.00	103,676.09
RXFR	Transfer (Regular)	0.00	56,425.00
WARR	Warrants	86,465.75	0.00
			-845,132.34
SDH4300	Securities Dept-Operations	-2,762,429.56	
RCPT	Receipt	0.00	4,056,550.74
RXFR	Transfer (Regular)	2,498,101.23	254.66
SDIS	Distribution (Special Fund)	0.00	3,990,046.20
SPEC	Special Reversing Entry	4,054,925.00	0.00
WARR	Warrants	689,007.24	0.00
			-3,567,247.69
SDI0000	Interpreters Deaf/Hearing Imp	-13,424.77	
COFF	Checks Charged Off	90.00	0.00
RCPT	Receipt	0.00	19,185.00
RXFR	Transfer (Regular)	0.00	246.00
SDIS	Distribution (Special Fund)	0.00	17,928.48
SPEC	Special Reversing Entry	19,165.00	90.00
			-31,619.25
SDL0100	Commercial Drivers Lic	-9,744,427.62	
RCPT	Receipt	0.00	1,999.86
RXFR	Transfer (Regular)	1,597,232.57	2,754,459.82
SDIS	Distribution (Special Fund)	0.00	2,320,342.49
SPEC	Special Reversing Entry	2,753,834.85	70.00
WARR	Warrants	49,689.85	0.00
			-10,420,542.52
SDN0100	St Crime Lab-DNA Det Oprs	-959,812.47	
RCPT	Receipt	0.00	1,224,307.56
RXFR	Transfer (Regular)	863,308.74	0.00
SDIS	Distribution (Special Fund)	0.00	1,097,395.97
SPEC	Special Reversing Entry	1,224,307.56	0.00
WARR	Warrants	643,228.69	0.00
			-550,671.01

Fund Transaction by Type

Start Date:7/1/14 End Date:6/30/15

Fund	Fund Description	Beginning Balance		Ending Balance
Type	Type Description	Debits	Credits	
SDO0100	Oil & Gas Comm-Operations	-35,250,373.86		
RCPT	Receipt	0.00	12,034,004.11	
RXFR	Transfer (Regular)	2,577,362.27	143,311.79	
SDIS	Distribution (Special Fund)	0.00	9,642,645.77	
SPEC	Special Reversing Entry	10,654,952.20	0.00	
WARR	Warrants	1,691,657.01	0.00	
				-42,146,364.05
SDP0101	Plant Board 19-6-408	-6,230,727.20		
RCPT	Receipt	0.00	7,771,341.63	
RXFR	Transfer (Regular)	5,102,005.56	187,695.29	
SDIS	Distribution (Special Fund)	0.00	5,953,000.44	
SPEC	Special Reversing Entry	6,476,582.99	0.00	
WARR	Warrants	2,719,046.99	0.00	
				-5,845,129.02
SDP0501	Plant Board Civil Penalties 19-	0.00		
RXFR	Transfer (Regular)	0.00	20,000.00	
WARR	Warrants	15,000.00	0.00	
				-5,000.00
SDP4601	Plant Board Grain Warehouse	-84,241.92		
RXFR	Transfer (Regular)	500,436.83	704,526.76	
WARR	Warrants	204,253.15	0.00	
				-84,078.70
SDT0200	DDS-Storem PMT-Warren	-55,420.13		
RADJ	Receipt Adjustment	0.00	2,790.91	
RCPT	Receipt	0.00	13,400.96	
SDIS	Distribution (Special Fund)	0.00	15,673.73	
SPEC	Special Reversing Entry	16,191.87	0.00	
WARR	Warrants	10,399.49	0.00	
				-60,694.37
SEA0000	Educational Adequacy	-27,441,762.92		
LCRT	General Letter of Cert	0.00	26,295,059.00	
RADJ	Receipt Adjustment	12,956,443.16	30,651,426.54	
RXFR	Transfer (Regular)	846,658,135.72	836,936,774.80	
SDIS	Distribution (Special Fund)	0.00	402,229,637.42	
SPEC	Special Reversing Entry	857,724,431.60	411,224,283.14	
				-17,439,933.34
SEF0100	ASP Equipment-AFIS System	-2,623,674.15		
COFF	Checks Charged Off	2,121.00	97.00	
RADJ	Receipt Adjustment	265.50	325.75	
RCPT	Receipt	0.00	4,569,595.55	
RXFR	Transfer (Regular)	186,102.09	58,884.52	
SDIS	Distribution (Special Fund)	0.00	2,768,945.50	
SPEC	Special Reversing Entry	3,069,604.75	1,091.75	
WARR	Warrants	1,904,778.41	0.00	
				-4,859,742.47
SEP0000	Drug/Crime Enf/Pros Act 1086	-4,608,648.94		
RADJ	Receipt Adjustment	0.00	195.00	
RCPT	Receipt	0.00	1,170,909.99	
RXFR	Transfer (Regular)	119,716.51	0.00	
SDIS	Distribution (Special Fund)	0.00	1,053,680.54	
SPEC	Special Reversing Entry	1,171,104.99	0.00	

Fund Transaction by Type

Start Date:7/1/14 End Date:6/30/15

Fund	Fund Description	Beginning Balance		Ending Balance
Type	Type Description	Debits	Credits	
WARR	Warrants	1,520,974.21	0.00	
				-4,021,638.76
SFP0000	Fire Protection Prem Tax	-3,593,472.26		
RADJ	Receipt Adjustment	2,650,742.91	9,092,317.93	
RXFR	Transfer (Regular)	12,047,406.44	6,581,435.04	
SDIS	Distribution (Special Fund)	0.00	2,565,919.14	
SPEC	Special Reversing Entry	9,092,317.93	2,650,742.91	
				-693,420.00
SFP0100	Fire Prot Prem-Arkansas	-16,179.30		
RXFR	Transfer (Regular)	2,116.87	93,624.35	
WARR	Warrants	91,468.57	0.00	
				-16,218.21
SFP0200	Fire Prot Prem-Ashley	-42,620.32		
RXFR	Transfer (Regular)	0.00	172,016.49	
WARR	Warrants	157,976.62	0.00	
				-56,660.19
SFP0300	Fire Prot Prem-Baxter	-24,016.32		
RXFR	Transfer (Regular)	0.00	213,655.58	
WARR	Warrants	195,560.54	0.00	
				-42,111.36
SFP0400	Fire Prot Prem-Benton	-111,107.00		
RXFR	Transfer (Regular)	0.00	463,320.51	
WARR	Warrants	476,926.87	0.00	
				-97,500.64
SFP0500	Fire Prot Prem-Boone	0.00		
RXFR	Transfer (Regular)	0.00	175,245.58	
WARR	Warrants	163,045.14	0.00	
				-12,200.44
SFP0600	Fire Prot Prem-Bradley	-27,370.55		
RXFR	Transfer (Regular)	0.13	62,416.24	
WARR	Warrants	62,992.77	0.00	
				-26,793.89
SFP0700	Fire Prot Prem-Calhoun	-35,662.15		
RXFR	Transfer (Regular)	0.00	66,140.49	
WARR	Warrants	82,015.71	0.00	
				-19,786.93
SFP0800	Fire Prot Prem-Carroll	-35,446.49		
RXFR	Transfer (Regular)	95.99	116,430.29	
WARR	Warrants	139,383.72	0.00	
				-12,397.07
SFP0900	Fire Prot Prem-Chicot	-18,431.44		
RXFR	Transfer (Regular)	0.00	61,215.93	
WARR	Warrants	77,338.89	0.00	
				-2,308.48
SFP1000	Fire Prot Prem-Clark	-55,540.10		
RXFR	Transfer (Regular)	0.00	135,635.28	
WARR	Warrants	137,637.47	0.00	
				-53,537.91
SFP1100	Fire Prot Prem-Clay	-91,530.36		
RXFR	Transfer (Regular)	0.00	132,034.34	

Fund Transaction by Type

Start Date:7/1/14 End Date:6/30/15

Fund	Fund Description	Beginning Balance		Ending Balance
Type	Type Description	Debits	Credits	
WARR	Warrants	139,621.85	0.00	
				-83,942.85
SFP1200	Fire Prot Prem-Cleburne	-47,652.77		
RXFR	Transfer (Regular)	0.00	133,234.65	
WARR	Warrants	136,832.59	0.00	
				-44,054.83
SFP1300	Fire Prot Prem-Cleveland	-37,469.13		
RXFR	Transfer (Regular)	0.92	79,220.62	
WARR	Warrants	89,801.90	0.00	
				-26,886.93
SFP1400	Fire Prot Prem-Columbia	-47,048.51		
RXFR	Transfer (Regular)	165.51	148,838.72	
WARR	Warrants	159,162.48	0.00	
				-36,559.24
SFP1500	Fire Prot Prem-Conway	-50,665.96		
RXFR	Transfer (Regular)	0.00	124,832.47	
WARR	Warrants	147,284.61	0.00	
				-28,213.82
SFP1600	Fire Prot Prem-Craighead	-81,052.42		
RXFR	Transfer (Regular)	6,052.80	349,290.85	
WARR	Warrants	333,878.67	0.00	
				-90,411.80
SFP1700	Fire Prot Prem-Crawford	-4,489.71		
RXFR	Transfer (Regular)	0.00	237,661.82	
WARR	Warrants	242,151.53	0.00	
				0.00
SFP1800	Fire Prot Prem-Crittenden	-119,178.55		
RXFR	Transfer (Regular)	0.00	172,560.00	
WARR	Warrants	209,002.86	0.00	
				-82,735.69
SFP1900	Fire Prot Prem-Cross	-24,631.55		
RXFR	Transfer (Regular)	0.00	100,826.23	
WARR	Warrants	102,890.28	0.00	
				-22,567.50
SFP2000	Fire Prot Prem-Dallas	-26,696.99		
RXFR	Transfer (Regular)	5,000.00	54,014.06	
WARR	Warrants	53,984.24	0.00	
				-21,726.81
SFP2100	Fire Prot Prem-Desha	-137,535.80		
RXFR	Transfer (Regular)	0.00	95,257.05	
WARR	Warrants	40,283.10	0.00	
				-192,509.75
SFP2200	Fire Prot Prem-Drew	-78,175.68		
RXFR	Transfer (Regular)	1.00	96,024.97	
WARR	Warrants	57,684.68	0.00	
				-116,514.97
SFP2300	Fire Prot Prem-Faulkner	-23,012.97		
RXFR	Transfer (Regular)	0.00	276,071.81	
WARR	Warrants	221,857.04	0.00	
				-77,227.74

Fund Transaction by Type

Start Date:7/1/14 End Date:6/30/15

Fund	Fund Description	Beginning Balance	Ending Balance	
Type	Type Description	Debits	Credits	
SFP2400	Fire Prot Prem-Franklin	-103,148.20		
RXFR	Transfer (Regular)	0.00	121,638.96	
WARR	Warrants	130,240.13	0.00	-94,547.03
SFP2500	Fire Prot Prem-Fulton	-26,806.71		
RXFR	Transfer (Regular)	1,018.08	101,844.31	
WARR	Warrants	104,130.83	0.00	-23,502.11
SFP2600	Fire Prot Prem-Garland	0.00		
RXFR	Transfer (Regular)	0.00	374,497.41	
WARR	Warrants	374,497.41	0.00	0.00
SFP2700	Fire Prot Prem-Grant	-24,745.00		
RXFR	Transfer (Regular)	0.00	135,635.28	
WARR	Warrants	138,161.35	0.00	-22,218.93
SFP2800	Fire Prot Prem-Greene	-71,309.37		
RXFR	Transfer (Regular)	0.00	166,843.39	
WARR	Warrants	185,205.20	0.00	-52,947.56
SFP2900	Fire Prot Prem-Hempstead	-92,323.93		
RXFR	Transfer (Regular)	1,250.87	226,859.01	
WARR	Warrants	232,382.75	0.00	-85,549.32
SFP3000	Fire Prot Prem-Hot Spring	-77,531.57		
RXFR	Transfer (Regular)	0.00	175,245.58	
WARR	Warrants	185,115.98	0.00	-67,661.17
SFP3100	Fire Prot Prem-Howard	-23,481.75		
RXFR	Transfer (Regular)	0.00	90,023.41	
WARR	Warrants	89,677.68	0.00	-23,827.48
SFP3200	Fire Prot Prem-Independence	-60,169.10		
RXFR	Transfer (Regular)	0.00	228,059.31	
WARR	Warrants	226,474.39	0.00	-61,754.02
SFP3300	Fire Prot Prem-Izard	-30,751.98		
RXFR	Transfer (Regular)	0.00	109,228.41	
WARR	Warrants	117,512.89	0.00	-22,467.50
SFP3400	Fire Prot Prem-Jackson	-59,476.87		
RXFR	Transfer (Regular)	5,684.03	114,029.66	
WARR	Warrants	116,629.90	0.00	-51,192.60
SFP3500	Fire Prot Prem-Jefferson	-20,362.27		
RXFR	Transfer (Regular)	1,051.42	278,472.44	
WARR	Warrants	258,886.04	0.00	-38,897.25
SFP3600	Fire Prot Prem-Johnson	-63,581.43		
RXFR	Transfer (Regular)	0.00	126,032.79	

Fund Transaction by Type

Start Date:7/1/14 End Date:6/30/15

Fund	Fund Description	Beginning Balance	Ending Balance	
Type	Type Description	Debits	Credits	
WARR	Warrants	145,105.38	0.00	
				-44,508.84
SFP3700	Fire Prot Prem-Lafayette	-27,492.29		
RXFR	Transfer (Regular)	0.00	85,222.17	
WARR	Warrants	67,639.41	0.00	
				-45,075.05
SFP3800	Fire Prot Prem-Lawrence	-30,746.03		
RXFR	Transfer (Regular)	0.00	115,811.27	
WARR	Warrants	104,719.73	0.00	
				-41,837.57
SFP3900	Fire Prot Prem-Lee	-40,389.29		
RXFR	Transfer (Regular)	0.00	89,033.16	
WARR	Warrants	81,013.45	0.00	
				-48,409.00
SFP4000	Fire Prot Prem-Lincoln	-38,549.44		
RXFR	Transfer (Regular)	0.00	134,434.96	
WARR	Warrants	132,427.68	0.00	
				-40,556.72
SFP4100	Fire Prot Prem-Little River	-76,429.20		
RXFR	Transfer (Regular)	0.00	92,650.79	
WARR	Warrants	66,756.62	0.00	
				-102,323.37
SFP4200	Fire Prot Prem-Logan	-48,904.47		
RXFR	Transfer (Regular)	0.00	127,233.09	
WARR	Warrants	121,385.98	0.00	
				-54,751.58
SFP4300	Fire Prot Prem-Lonoke	-70,965.05		
RXFR	Transfer (Regular)	0.00	204,053.08	
WARR	Warrants	200,696.96	0.00	
				-74,321.17
SFP4400	Fire Prot Prem-Madison	-31,692.10		
RXFR	Transfer (Regular)	0.00	114,029.66	
WARR	Warrants	109,997.87	0.00	
				-35,723.89
SFP4500	Fire Prot Prem-Marion	-7,744.30		
RXFR	Transfer (Regular)	0.00	120,031.21	
WARR	Warrants	117,591.07	0.00	
				-10,184.44
SFP4600	Fire Prot Prem-Miller	-42,733.47		
RXFR	Transfer (Regular)	0.00	172,844.96	
WARR	Warrants	101,639.93	0.00	
				-113,938.50
SFP4700	Fire Prot Prem-Mississippi	-99,304.90		
RXFR	Transfer (Regular)	6,747.78	212,455.26	
WARR	Warrants	216,324.10	0.00	
				-88,688.28
SFP4800	Fire Prot Prem-Monroe	-24,210.45		
RXFR	Transfer (Regular)	0.00	64,350.07	
WARR	Warrants	68,843.24	0.00	
				-19,717.28

Fund Transaction by Type

Start Date:7/1/14 End Date:6/30/15

Fund	Fund Description	Beginning Balance	Ending Balance	
Type	Type Description	Debits	Credits	
SFP4900	Fire Prot Prem-Montgomery	-22,716.63		
RXFR	Transfer (Regular)	1,592.18	80,812.80	
WARR	Warrants	86,004.25	0.00	-15,933.00
SFP5000	Fire Prot Prem-Nevada	-32,666.89		
RXFR	Transfer (Regular)	0.00	69,618.11	
WARR	Warrants	70,781.12	0.00	-31,503.88
SFP5100	Fire Prot Prem-Newton	-47,982.42		
RXFR	Transfer (Regular)	0.00	80,420.91	
WARR	Warrants	89,257.69	0.00	-39,145.64
SFP5200	Fire Prot Prem-Ouachita	-53,571.54		
RXFR	Transfer (Regular)	0.00	164,442.78	
WARR	Warrants	148,039.22	0.00	-69,975.10
SFP5300	Fire Prot Prem-Perry	-32,502.27		
RXFR	Transfer (Regular)	0.00	74,419.36	
WARR	Warrants	83,607.09	0.00	-23,314.54
SFP5400	Fire Prot Prem-Phillips	-25,482.91		
RXFR	Transfer (Regular)	0.00	138,808.25	
WARR	Warrants	131,376.20	0.00	-32,914.96
SFP5500	Fire Prot Prem-Pike	-37,383.98		
RXFR	Transfer (Regular)	0.00	104,427.16	
WARR	Warrants	109,035.61	0.00	-32,775.53
SFP5600	Fire Prot Prem-Poinsett	-26,534.95		
RXFR	Transfer (Regular)	0.00	136,835.59	
WARR	Warrants	150,441.35	0.00	-12,929.19
SFP5700	Fire Prot Prem-Polk	-51,038.65		
RXFR	Transfer (Regular)	0.00	121,231.53	
WARR	Warrants	125,269.12	0.00	-47,001.06
SFP5800	Fire Prot Prem-Pope	-51,704.23		
RXFR	Transfer (Regular)	3,452.39	210,395.78	
WARR	Warrants	204,564.05	0.00	-54,083.57
SFP5900	Fire Prot Prem-Prairie	-33,074.84		
RXFR	Transfer (Regular)	0.00	99,625.91	
WARR	Warrants	103,703.26	0.00	-28,997.49
SFP6000	Fire Prot Prem-Pulaski	-65,976.09		
RXFR	Transfer (Regular)	421.12	718,986.95	
WARR	Warrants	696,049.49	0.00	-88,492.43
SFP6100	Fire Prot Prem-Randolph	-18,566.96		
RXFR	Transfer (Regular)	0.00	115,229.97	

Fund Transaction by Type

Start Date:7/1/14 End Date:6/30/15

Fund	Fund Description	Beginning Balance		Ending Balance
Type	Type Description	Debits	Credits	
WARR	Warrants	104,853.16	0.00	
				-28,943.77
SFP6200	Fire Prot Prem-Saline	-113,034.69		
RXFR	Transfer (Regular)	0.00	360,093.66	
WARR	Warrants	358,606.30	0.00	
				-114,522.05
SFP6300	Fire Prot Prem-Scott	-11,057.38		
RXFR	Transfer (Regular)	0.00	70,818.42	
WARR	Warrants	60,308.11	0.00	
				-21,567.69
SFP6400	Fire Prot Prem-Searcy	-66,560.02		
RXFR	Transfer (Regular)	6,257.19	91,794.26	
WARR	Warrants	68,579.29	0.00	
				-83,517.80
SFP6500	Fire Prot Prem-Sebastian	-47,214.80		
RXFR	Transfer (Regular)	0.00	247,264.32	
WARR	Warrants	249,497.82	0.00	
				-44,981.30
SFP6600	Fire Prot Prem-Sevier	-50,755.50		
RXFR	Transfer (Regular)	0.00	98,425.60	
WARR	Warrants	109,590.02	0.00	
				-39,591.08
SFP6700	Fire Prot Prem-Sharp	-39,063.65		
RXFR	Transfer (Regular)	0.00	159,255.69	
WARR	Warrants	154,904.09	0.00	
				-43,415.25
SFP6800	Fire Prot Prem-St. Francis	-51,218.39		
RXFR	Transfer (Regular)	1,905.65	174,045.27	
WARR	Warrants	189,758.21	0.00	
				-33,599.80
SFP6900	Fire Prot Prem-Stone	-12,819.86		
RXFR	Transfer (Regular)	0.00	92,424.05	
WARR	Warrants	97,556.29	0.00	
				-7,687.62
SFP7000	Fire Prot Prem-Union	-123,789.95		
RXFR	Transfer (Regular)	5,000.00	241,262.74	
WARR	Warrants	286,292.73	0.00	
				-73,759.96
SFP7100	Fire Prot Prem-Van Buren	-11,550.82		
RXFR	Transfer (Regular)	0.00	141,636.84	
WARR	Warrants	138,601.45	0.00	
				-14,586.21
SFP7200	Fire Prot Prem-Washington	-49,774.98		
RXFR	Transfer (Regular)	0.00	415,308.02	
WARR	Warrants	412,911.68	0.00	
				-52,171.32
SFP7300	Fire Prot Prem-White	-506,471.99		
RXFR	Transfer (Regular)	0.00	332,006.02	
WARR	Warrants	736,524.27	0.00	
				-101,953.74

Fund Transaction by Type

Start Date:7/1/14 End Date:6/30/15

Fund	Fund Description	Beginning Balance		Ending Balance
Type	Type Description	Debits	Credits	
SFP7400	Fire Prot Prem-Woodruff	-33,846.64		
RXFR	Transfer (Regular)	0.00	56,414.68	
WARR	Warrants	75,391.89	0.00	
				-14,869.43
SFP7500	Fire Prot Prem-Yell	-18,165.58		
RXFR	Transfer (Regular)	0.05	133,234.65	
WARR	Warrants	141,161.94	0.00	
				-10,238.24
SFR0100	Fire/Police Pension/Relief	-3,943,653.89		
LCRT	General Letter of Cert	4,027,269.01	0.00	
RADJ	Receipt Adjustment	4,556.00	57,376,965.39	
RXFR	Transfer (Regular)	15,155,897.89	0.00	
SDIS	Distribution (Special Fund)	0.00	55,536,492.29	
SPEC	Special Reversing Entry	57,376,965.39	4,556.00	
WARR	Warrants	36,580,941.33	0.00	
				-3,716,037.95
SFR0300	Fire&Police Pension Adl (0620	-649,306.77		
RXFR	Transfer (Regular)	0.00	2,561,615.62	
WARR	Warrants	2,450,159.57	0.00	
				-760,762.82
SFR0400	Fire&Police Pension Suppl(06:	-196,200.00		
RXFR	Transfer (Regular)	0.00	666,600.00	
WARR	Warrants	682,800.00	0.00	
				-180,000.00
SFR0500	Fire&PolicePension FutSup(06:	-5,854,232.39		
RXFR	Transfer (Regular)	0.00	4,659,886.39	
WARR	Warrants	3,722,735.00	0.00	
				-6,791,383.78
SFS0000	Cigarette Fire Safe 697/09	-155,572.50		
RCPT	Receipt	0.00	13,000.00	
SDIS	Distribution (Special Fund)	0.00	12,792.00	
SPEC	Special Reversing Entry	13,000.00	0.00	
				-168,364.50
SGI0200	Ind Pat Hosp-Emeg Med Prgm:	0.00		
RCPT	Receipt	0.00	28,441.68	
SDIS	Distribution (Special Fund)	0.00	27,531.55	
SPEC	Special Reversing Entry	28,441.68	0.00	
WARR	Warrants	27,531.55	0.00	
				0.00
SGS0100	Corn Grain Sorghum Bd-Oper:	-852,567.14		
RCPT	Receipt	0.00	843,637.76	
RXFR	Transfer (Regular)	25,726.71	179,637.78	
SDIS	Distribution (Special Fund)	0.00	933,571.49	
SPEC	Special Reversing Entry	1,012,961.13	25,726.71	
WARR	Warrants	1,054,502.05	0.00	
				-741,950.99
SHA0000	Dept of Hlth-HVACR	-378,149.64		
COFF	Checks Charged Off	940.00	0.00	
RADJ	Receipt Adjustment	0.00	4,320.00	
RCPT	Receipt	0.00	767,552.00	
RXFR	Transfer (Regular)	670,391.47	31,150.83	

Fund Transaction by Type

Start Date:7/1/14 End Date:6/30/15

Fund	Fund Description	Beginning Balance		Ending Balance
Type	Type Description	Debits	Credits	
SDIS	Distribution (Special Fund)	0.00	667,512.14	
SPEC	Special Reversing Entry	759,282.00	940.00	
				-419,011.14
SHF0000	AR Heritage Fund-Consr Tax	0.00		
RXFR	Transfer (Regular)	3,608,988.47	3,608,988.47	
				0.00
SHF0100	DAH-Consr Tax-Dir Off	-1,636,549.28		
RCPT	Receipt	0.00	175,810.11	
RXFR	Transfer (Regular)	3,895,962.84	5,481,965.60	
SDIS	Distribution (Special Fund)	0.00	51.31	
SPEC	Special Reversing Entry	52.14	0.00	
WARR	Warrants	2,710,806.72	0.00	
				-687,554.60
SHF0200	DAH-Consr Tax-Delta Clt Ctr	-107,634.92		
RCPT	Receipt	0.00	74.05	
RXFR	Transfer (Regular)	43,515.80	320,487.03	
WARR	Warrants	293,886.92	0.00	
				-90,793.28
SHF0300	DAH-Consr Tax-Arts Co	-1,164.24		
RXFR	Transfer (Regular)	107,043.36	959,822.18	
WARR	Warrants	757,264.30	0.00	
				-96,678.76
SHF0400	DAH-Consr Tax-Commr Comr	-230,806.21		
RCPT	Receipt	0.00	2,219.41	
RXFR	Transfer (Regular)	123,384.34	550,199.45	
WARR	Warrants	420,450.01	0.00	
				-239,390.72
SHF0500	DAH-Consr Tax-Hist Presv	-4,454.42		
RXFR	Transfer (Regular)	129,392.31	253,194.89	
WARR	Warrants	126,496.12	0.00	
				-1,760.88
SHF0600	DAH-Consr Tax-Natl Hrtg	-12,377.99		
RCPT	Receipt	0.00	389.20	
RXFR	Transfer (Regular)	319,735.39	694,292.41	
WARR	Warrants	276,009.48	0.00	
				-111,314.73
SHF0700	DAH-Consr Tax-Terr Restr	-136,216.32		
RCPT	Receipt	0.00	22,978.81	
RXFR	Transfer (Regular)	331,019.92	793,661.92	
WARR	Warrants	443,627.66	0.00	
				-178,209.47
SHF0900	Mosaic Templars Amend 75(0	-31,252.48		
RCPT	Receipt	0.00	1,906.08	
RXFR	Transfer (Regular)	2,214.14	142,103.63	
WARR	Warrants	69,548.03	0.00	
				-103,500.02
SHK0000	Milk Inspection	-95,901.39		
RCPT	Receipt	0.00	403,339.16	
RXFR	Transfer (Regular)	399,777.45	0.00	
SDIS	Distribution (Special Fund)	0.00	360,953.67	
SPEC	Special Reversing Entry	400,517.61	0.00	

Fund Transaction by Type

Start Date:7/1/14 End Date:6/30/15

Fund	Fund Description	Beginning Balance	Ending Balance
Type	Type Description	Debits	Credits
			-59,899.16
SHL0000	Plumbers Licensing	-681,730.20	
COFF	Checks Charged Off	1,200.00	0.00
RADJ	Receipt Adjustment	2,125.00	100.00
RCPT	Receipt	0.00	732,062.18
RXFR	Transfer (Regular)	632,854.74	33,736.46
SDIS	Distribution (Special Fund)	0.00	654,482.68
SPEC	Special Reversing Entry	723,807.18	1,325.00
			-743,449.60
SHM0100	Mfg Home Comm-Operations	-244,735.54	
RCPT	Receipt	0.00	263,624.00
RXFR	Transfer (Regular)	160,013.38	61.50
SDIS	Distribution (Special Fund)	0.00	231,432.87
SPEC	Special Reversing Entry	263,624.00	0.00
WARR	Warrants	49,324.26	0.00
			-266,892.27
SHW0000	Haz Waste Permit Fee	-3,990,032.00	
RCPT	Receipt	0.00	1,450,484.87
RXFR	Transfer (Regular)	947,242.48	1,283.89
SDIS	Distribution (Special Fund)	0.00	1,106,223.68
SPEC	Special Reversing Entry	1,290,795.24	0.00
WARR	Warrants	221,492.69	0.00
			-4,088,494.03
SIA0101	L/P Equine Infectious Anemia	-476,717.66	
COFF	Checks Charged Off	48.00	0.00
RCPT	Receipt	0.00	132,579.51
RXFR	Transfer (Regular)	40,614.56	0.00
SDIS	Distribution (Special Fund)	0.00	110,672.44
SPEC	Special Reversing Entry	130,527.16	48.00
WARR	Warrants	67,671.74	0.00
			-481,156.15
SIB0100	Bank Department-Operations	-6,474,666.22	
RCPT	Receipt	0.00	8,469,140.29
RXFR	Transfer (Regular)	5,950,414.02	19,489.54
SDIS	Distribution (Special Fund)	0.00	8,251,171.36
SPEC	Special Reversing Entry	8,420,185.97	0.00
WARR	Warrants	1,817,096.58	0.00
			-7,026,770.84
SIL0100	LP Gas Board Oprs	-1,026,853.94	
COFF	Checks Charged Off	150.00	0.00
RCPT	Receipt	0.00	605,196.64
RXFR	Transfer (Regular)	368,875.02	0.00
SDIS	Distribution (Special Fund)	0.00	571,310.40
SPEC	Special Reversing Entry	604,705.00	150.00
WARR	Warrants	141,948.91	0.00
			-1,087,832.05
SIP0101	Poultry & Egg Grading 19-6-40	-4,618,183.55	
RCPT	Receipt	0.00	3,050,833.49
RXFR	Transfer (Regular)	1,827,212.59	47,073.92
SDIS	Distribution (Special Fund)	0.00	1,501,027.62
SPEC	Special Reversing Entry	1,651,872.12	0.00

Fund Transaction by Type

Start Date:7/1/14 End Date:6/30/15

Fund	Fund Description	Beginning Balance		Ending Balance
Type	Type Description	Debits	Credits	
WARR	Warrants	1,003,013.50	0.00	
				-4,735,020.37
SIR0000	Commercial Truck Safety/Edu	-1,934,000.00		
RADJ	Receipt Adjustment	0.00	2,000,000.00	
SDIS	Distribution (Special Fund)	0.00	1,936,000.00	
SPEC	Special Reversing Entry	2,000,000.00	0.00	
WARR	Warrants	2,999,576.20	0.00	
				-870,423.80
SJP0100	Public Service-Utilities	-3,734,257.76		
RCPT	Receipt	0.00	8,527,752.88	
RXFR	Transfer (Regular)	6,680,400.45	34,127.12	
SDIS	Distribution (Special Fund)	0.00	8,377,454.23	
SPEC	Special Reversing Entry	8,513,873.00	0.00	
WARR	Warrants	1,789,858.81	0.00	
				-3,689,459.73
SLA0000	Public Legal Aid	-60,401.48		
RXFR	Transfer (Regular)	0.00	577,416.60	
WARR	Warrants	637,818.08	0.00	
				0.00
SLS0000	Beneficiaries of Fallen Law En	-807.47		
RXFR	Transfer (Regular)	6.25	2,317.70	
SDIS	Distribution (Special Fund)	0.00	1,899.15	
SPEC	Special Reversing Entry	2,301.27	6.25	
WARR	Warrants	500.00	0.00	
				-2,223.05
SMB0000	Marketing Board Fund	-226,519.03		
RCPT	Receipt	0.00	17,593.30	
RXFR	Transfer (Regular)	1,162.62	0.00	
SDIS	Distribution (Special Fund)	0.00	17,311.81	
SPEC	Special Reversing Entry	17,593.30	0.00	
WARR	Warrants	7,048.33	0.00	
				-235,619.89
SMF0000	Military Funeral Hon 784/09	-115,126.98		
RXFR	Transfer (Regular)	0.00	40,971.64	
SDIS	Distribution (Special Fund)	0.00	36,199.05	
SPEC	Special Reversing Entry	40,801.87	0.00	
WARR	Warrants	12,500.00	0.00	
				-138,995.80
SMH0100	ADEM-Special Rev Fee	-437,406.77		
COFF	Checks Charged Off	220.00	0.00	
RCPT	Receipt	0.00	212,842.52	
RXFR	Transfer (Regular)	97,636.86	0.00	
SDIS	Distribution (Special Fund)	0.00	185,397.93	
SPEC	Special Reversing Entry	212,842.52	220.00	
WARR	Warrants	1,200.00	0.00	
				-523,967.84
SMH6600	EMP Trng & Exercise (0995)	-2,906.66		
RCPT	Receipt	0.00	168.97	
RXFR	Transfer (Regular)	3,202.46	253.67	
WARR	Warrants	126.84	0.00	
				0.00

Fund Transaction by Type

Start Date:7/1/14

End Date:6/30/15

Fund	Fund Description	Beginning Balance		Ending Balance
Type	Type Description	Debits	Credits	
SMH6700	EmerMgmt PerGRTTrng (0995)	-43,902.94		
COFF	Checks Charged Off	50.00	0.00	
RCPT	Receipt	0.00	120,782.48	
RXFR	Transfer (Regular)	81,100.13	102,564.44	
WARR	Warrants	177,407.99	0.00	
				-8,691.74
SMH6800	EMPG T&E (0995)	0.00		
RCPT	Receipt	0.00	13,174.71	
RXFR	Transfer (Regular)	13,208.46	10,000.00	
WARR	Warrants	2,638.68	0.00	
				-7,327.57
SMH8000	ADEM-EMPG-IT & E-01	-88.75		
RXFR	Transfer (Regular)	88.75	0.00	
				0.00
SML0000	Domestic Peace	-47,100.09		
RADJ	Receipt Adjustment	25.00	0.00	
RCPT	Receipt	0.00	525,333.75	
RXFR	Transfer (Regular)	25.00	252,643.01	
SDIS	Distribution (Special Fund)	0.00	473,360.55	
SPEC	Special Reversing Entry	525,333.75	25.00	
WARR	Warrants	773,078.65	0.00	
				0.00
SMP0000	ASP Special Operating	0.00		
AXFR	Advance Transfer	5,000,000.00	46,115,526.27	
GDIS	Distribution (General Fund)	0.00	25,841,866.73	
RXFR	Transfer (Regular)	82,203,609.22	15,246,216.22	
				0.00
SMP0100	ASP Special Operating	-2,264,195.78		
COFF	Checks Charged Off	2,290.00	200.00	
CTAX	Claims & Taxes	1,585.07	925.00	
RADJ	Receipt Adjustment	24.75	39.50	
RCPT	Receipt	0.00	5,750,601.62	
RXFR	Transfer (Regular)	59,613,129.16	74,782,006.96	
SDIS	Distribution (Special Fund)	0.00	13,414,712.78	
SPEC	Special Reversing Entry	14,793,751.48	2,304.75	
WARR	Warrants	19,377,514.21	0.00	
				-2,426,691.72
SMP0200	ASP Indirect Admin Costs	0.00		
RXFR	Transfer (Regular)	9,231,988.34	9,231,988.34	
				0.00
SMP0300	ASP Special Operating	-26.25		
RXFR	Transfer (Regular)	0.00	3,832,141.00	
WARR	Warrants	2,927,926.00	0.00	
				-904,241.25
SMP0500	ASP Used Motor Vehicle	-867,829.96		
COFF	Checks Charged Off	1,250.00	0.00	
RADJ	Receipt Adjustment	0.90	0.90	
RCPT	Receipt	0.00	708,612.12	
RXFR	Transfer (Regular)	631,703.79	156.66	
SDIS	Distribution (Special Fund)	0.00	627,472.20	
SPEC	Special Reversing Entry	701,690.90	1,250.90	

Fund Transaction by Type

Start Date:7/1/14 End Date:6/30/15

Fund	Fund Description	Beginning Balance	Ending Balance
Type	Type Description	Debits	Credits
WARR	Warrants	134,331.38	0.00
			-736,345.77
SMP0600	ASP-PI/Security	-559,020.09	
COFF	Checks Charged Off	1,160.00	150.00
RADJ	Receipt Adjustment	150.00	150.00
RCPT	Receipt	0.00	437,550.00
RXFR	Transfer (Regular)	306,010.34	266.70
SDIS	Distribution (Special Fund)	0.00	385,993.68
SPEC	Special Reversing Entry	433,625.00	1,310.00
WARR	Warrants	93,100.67	0.00
			-550,394.46
SMP0700	ASP Salvage Auction	-801,920.76	
RCPT	Receipt	0.00	48,457.50
SDIS	Distribution (Special Fund)	0.00	42,722.82
SPEC	Special Reversing Entry	48,125.00	0.00
WARR	Warrants	625.00	0.00
			-844,351.08
SMP0800	AR Wireless Network	-255,502.42	
RCPT	Receipt	0.00	30.73
RXFR	Transfer (Regular)	137,047.66	6,419,672.90
WARR	Warrants	6,128,733.18	0.00
			-409,425.21
SMP2003	ASP Highway Safety 402	-1,297.91	
RCPT	Receipt	0.00	2,819,568.23
RXFR	Transfer (Regular)	3,412,152.83	2,516,559.05
WARR	Warrants	1,910,913.46	0.00
			-14,358.90
SMP2203	ASP Highway Safety 410	-4,731.33	
RCPT	Receipt	0.00	1,102,498.09
RXFR	Transfer (Regular)	1,102,613.75	931,047.74
WARR	Warrants	927,572.35	0.00
			-8,091.06
SMP2503	ASP Highway Safety 154	0.00	
RCPT	Receipt	0.00	8,274,725.30
RXFR	Transfer (Regular)	1,123,878.33	1,123,878.33
WARR	Warrants	8,274,725.30	0.00
			0.00
SMP2603	ASP Highway Safety 403	0.00	
RCPT	Receipt	0.00	117,000.48
RXFR	Transfer (Regular)	204,544.11	103,752.32
WARR	Warrants	16,208.69	0.00
			0.00
SMP2703	ASP Highway Safety 411	0.00	
RCPT	Receipt	0.00	223,558.00
RXFR	Transfer (Regular)	223,558.00	216,617.10
WARR	Warrants	216,617.10	0.00
			0.00
SMP2808	Hwy Safety 2010 Act 1288/07	0.00	
RCPT	Receipt	0.00	4,409.97
RXFR	Transfer (Regular)	4,409.97	4,409.97
WARR	Warrants	4,409.97	0.00

Fund Transaction by Type

Start Date:7/1/14 End Date:6/30/15

Fund	Fund Description	Beginning Balance		Ending Balance
Type	Type Description	Debits	Credits	
SMP2809	Hwy Safety 406 Act 1288/07			0.00
RCPT	Receipt	0.00	1,437,947.66	
RXFR	Transfer (Regular)	1,437,947.66	134,864.28	
WARR	Warrants	134,864.28	0.00	
				0.00
SMP2907	ASP Toward ZeroDeaths (0960)			0.00
RXFR	Transfer (Regular)	63,423.58	126,847.16	
WARR	Warrants	63,423.58	0.00	
				0.00
SMP2925	ASP Odometer Fraud			0.00
RCPT	Receipt	0.00	44,853.99	
RXFR	Transfer (Regular)	44,121.67	41,681.70	
WARR	Warrants	38,226.24	0.00	
				-4,187.78
SMP2933	E-Cite 14 (0960)			0.00
RXFR	Transfer (Regular)	414,981.48	821,687.16	
WARR	Warrants	406,705.68	0.00	
				0.00
SMP2960	Video Storage 14 (0960)			-7,451.86
RXFR	Transfer (Regular)	7,451.86	0.00	
				0.00
SMP2970	Video Storage 15 Act 267 14			0.00
RXFR	Transfer (Regular)	0.00	7,451.86	
				-7,451.86
SMP3003	Hwy Safety 405 (0960)			0.00
RCPT	Receipt	0.00	6.37	
RXFR	Transfer (Regular)	6.37	6.37	
WARR	Warrants	6.37	0.00	
				0.00
SMP3021	Hwy Safety 405 MAP 21Act120			-476.85
RCPT	Receipt	0.00	1,070,946.77	
RXFR	Transfer (Regular)	1,142,426.14	1,083,626.21	
WARR	Warrants	1,011,060.99	0.00	
				-1,562.70
SMP3040	CDL 12 (096)			-290.28
RCPT	Receipt	0.00	26,364.55	
RXFR	Transfer (Regular)	27,372.89	26,526.68	
WARR	Warrants	25,347.18	0.00	
				-461.44
SMP3043	E-CITE CFDA20.609 Act 267 '1.			0.00
RCPT	Receipt	0.00	4.09	
RXFR	Transfer (Regular)	195,898.86	377,812.59	
WARR	Warrants	181,917.82	0.00	
				0.00
SMP3044	E Crash			-1,869.45
RXFR	Transfer (Regular)	232,784.18	455,635.32	
WARR	Warrants	224,720.59	0.00	
				0.00
SMP3050	CDL 12-0056			-475.59

Fund Transaction by Type

Start Date:7/1/14 End Date:6/30/15

Fund	Fund Description	Beginning Balance	Ending Balance
Type	Type Description	Debits	Credits
RCPT	Receipt	0.00	2,922.07
RXFR	Transfer (Regular)	3,244.43	2,922.07
WARR	Warrants	3,075.30	0.00
			0.00
SMP3051	TRACS 14 (960)	0.00	
RXFR	Transfer (Regular)	13,881.86	13,881.86
			0.00
SMP3052	TSS 14 (0960)	-790.90	
RXFR	Transfer (Regular)	539,093.55	557,033.08
WARR	Warrants	17,980.43	0.00
			-750.00
SMP3054	E-Crash 15 Act 267 '14 S9	0.00	
RXFR	Transfer (Regular)	173,478.57	303,460.15
WARR	Warrants	129,294.08	0.00
			-687.50
SMP3062	TSS-15 Act 267 '14	0.00	
RXFR	Transfer (Regular)	1,036,950.75	1,418,200.06
WARR	Warrants	373,671.89	0.00
			-7,577.42
SMP8800	ASP Vehicles (0960)	-2,937,290.88	
RCPT	Receipt	0.00	1,309,599.67
RXFR	Transfer (Regular)	1,099,084.04	4,028,102.06
SDIS	Distribution (Special Fund)	0.00	1,670,114.36
SPEC	Special Reversing Entry	1,879,959.21	0.00
WARR	Warrants	4,660,838.27	0.00
			-2,305,225.45
SMP9602	ASP Troop K Cont Project	-14,653.28	
RXFR	Transfer (Regular)	206,737.45	491,500.00
			-299,415.83
SMP9603	Hiway Safety StFunding (0960)	0.00	
RCPT	Receipt	0.00	2,392.87
RXFR	Transfer (Regular)	1,168.75	1,168.75
WARR	Warrants	2,392.87	0.00
			0.00
SMS0000	ADH Marine Sanitation	-265,592.28	
RXFR	Transfer (Regular)	329,587.33	187,953.57
			-123,958.52
SNH0100	DHS-Nrs Hm Prsnl Trng-Exp	-578,062.69	
RXFR	Transfer (Regular)	27,456.00	0.00
			-550,606.69
SNP0100	Nuclear Planning & Response	-613,006.05	
RCPT	Receipt	0.00	1,593,062.76
RXFR	Transfer (Regular)	1,395,376.48	0.00
SDIS	Distribution (Special Fund)	0.00	1,542,084.77
SPEC	Special Reversing Entry	1,593,062.76	0.00
WARR	Warrants	325,000.00	0.00
			-434,714.34
SPC0101	L/P Brucellosis Erad/Inspectio	-966,100.66	
RCPT	Receipt	0.00	417,647.14
RXFR	Transfer (Regular)	837,579.62	669,237.50
SDIS	Distribution (Special Fund)	0.00	457,671.95

Fund Transaction by Type

Start Date:7/1/14 End Date:6/30/15

Fund	Fund Description	Beginning Balance	Ending Balance
Type	Type Description	Debits	Credits
SPEC	Special Reversing Entry	1,035,278.39	521,695.08
WARR	Warrants	276,861.50	0.00
			-882,632.82
SPD0100	People With Disabilities	-29,293.11	
RCPT	Receipt	0.00	12,902.74
SDIS	Distribution (Special Fund)	0.00	10,002.62
SPEC	Special Reversing Entry	10,902.74	0.00
WARR	Warrants	26,000.00	0.00
			-15,295.73
SPF0100	Comty Punshmt Rev-Oprs	-2,421,185.77	
RCPT	Receipt	0.00	6,780,769.02
RXFR	Transfer (Regular)	3,930,886.28	1,917,226.49
SDIS	Distribution (Special Fund)	0.00	6,015,389.58
SPEC	Special Reversing Entry	6,603,431.32	0.00
WARR	Warrants	4,439,321.55	0.00
			-2,160,931.71
SPS0101	Livestock/Poultry Special Rev	-1,318,311.91	
COFF	Checks Charged Off	1,048.00	0.00
RCPT	Receipt	0.00	1,549,087.28
RXFR	Transfer (Regular)	73,388.52	302,470.94
SDIS	Distribution (Special Fund)	0.00	1,145,871.13
SPEC	Special Reversing Entry	1,275,577.92	1,048.00
WARR	Warrants	1,648,033.88	0.00
			-1,318,740.94
SPT0100	Conscr Tax-Oprs	-22,983,947.63	
RCPT	Receipt	0.00	81,818.07
RXFR	Transfer (Regular)	7,156,892.52	28,529,965.30
SDIS	Distribution (Special Fund)	0.00	23,667.12
SPEC	Special Reversing Entry	26,146.28	0.00
WARR	Warrants	20,720,491.09	0.00
			-23,715,868.23
SRP0100	Rice Research & Promo Bd-Opr	-196,322.06	
RCPT	Receipt	0.00	5,517,443.34
RXFR	Transfer (Regular)	4,018.21	64,800.58
SDIS	Distribution (Special Fund)	0.00	5,228,335.97
SPEC	Special Reversing Entry	5,582,243.92	4,018.21
WARR	Warrants	5,307,854.71	0.00
			-116,803.32
SRS0000	Reg Sub Stor Tank Prg	-1,744,585.82	
RCPT	Receipt	0.00	990,311.02
RXFR	Transfer (Regular)	694,063.36	0.00
SDIS	Distribution (Special Fund)	0.00	362,097.24
SPEC	Special Reversing Entry	584,201.67	0.00
WARR	Warrants	141,412.55	0.00
			-1,677,316.50
SSA0000	AR CourtAppointedSpecAdvo	0.00	
RXFR	Transfer (Regular)	0.00	575.00
SPEC	Special Reversing Entry	541.26	0.00
			-33.74
SSC0480	ADC Sex/Child Offen Reg-048	-57,103.64	
RCPT	Receipt	0.00	26,389.39

Fund Transaction by Type

Start Date:7/1/14

End Date:6/30/15

Fund	Fund Description	Beginning Balance		Ending Balance
Type	Type Description	Debits	Credits	
SDIS	Distribution (Special Fund)	0.00	23,372.21	
SPEC	Special Reversing Entry	26,389.39	0.00	
WARR	Warrants	152.50	0.00	
				-80,323.35
SSC0990	ACIC Sex/Child Offend Reg-09	-15,739.33		
RCPT	Receipt	0.00	26,389.36	
SDIS	Distribution (Special Fund)	0.00	23,372.18	
SPEC	Special Reversing Entry	26,389.36	0.00	
WARR	Warrants	4,564.75	0.00	
				-34,546.76
SSD0000	Individual Sewage Disposal Sy	-5,494.18		
RCPT	Receipt	0.00	19,485.18	
RXFR	Transfer (Regular)	7,249.01	3,297.48	
SDIS	Distribution (Special Fund)	0.00	17,592.13	
SPEC	Special Reversing Entry	19,485.18	0.00	
				-19,134.78
SSE0000	AR Citizens 1st Resp Safety	-33,388.86		
RCPT	Receipt	0.00	392,879.45	
SDIS	Distribution (Special Fund)	0.00	350,890.42	
SPEC	Special Reversing Entry	392,879.45	0.00	
WARR	Warrants	384,279.28	0.00	
				0.00
SSM0000	Spyware Monitoring	-92,859.99		
WARR	Warrants	583.20	0.00	
				-92,276.79
SST0101	Livestock/Poultry Swine Testi	-1,415.08		
RXFR	Transfer (Regular)	0.00	27.00	
SDIS	Distribution (Special Fund)	0.00	24.20	
SPEC	Special Reversing Entry	27.00	0.00	
				-1,439.28
SSV0000	Spirituos & Vinous BevAct(06	-184,884.47		
RCPT	Receipt	0.00	207,701.00	
SDIS	Distribution (Special Fund)	0.00	152,572.29	
SPEC	Special Reversing Entry	201,461.00	0.00	
WARR	Warrants	35,361.45	0.00	
				-308,335.31
SSW0100	Social Work Licensing-Operati	-563,729.37		
RCPT	Receipt	0.00	161,935.00	
RXFR	Transfer (Regular)	70,532.73	94.07	
SDIS	Distribution (Special Fund)	0.00	142,832.52	
SPEC	Special Reversing Entry	161,315.00	0.00	
WARR	Warrants	47,251.24	0.00	
				-589,491.99
STC0100	Telecomm Equip Fund-Oprs	-396,497.47		
RCPT	Receipt	0.00	453,810.89	
RXFR	Transfer (Regular)	112,980.94	18,465.84	
SDIS	Distribution (Special Fund)	0.00	418,652.71	
SPEC	Special Reversing Entry	471,592.27	211.48	
TELL	Teller	16.70	0.00	
WARR	Warrants	187,996.79	0.00	
				-515,051.69

Fund Transaction by Type

Start Date:7/1/14 End Date:6/30/15

Fund	Fund Description	Beginning Balance		Ending Balance
Type	Type Description	Debits	Credits	
SVS0000	AR Video Service Fund (0063)	-12,087.50		
RCPT	Receipt	0.00	6,800.00	
SDIS	Distribution (Special Fund)	0.00	6,485.60	
SPEC	Special Reversing Entry	6,800.00	0.00	
WARR	Warrants	7,695.92	0.00	
				-10,877.18
SWF0100	Wkforce 2000 Dev-Grant/Exp	-2,201,123.96		
RADJ	Receipt Adjustment	0.00	27,017,823.36	
RXFR	Transfer (Regular)	26,174,939.21	0.00	
SDIS	Distribution (Special Fund)	0.00	23,973,815.25	
SPEC	Special Reversing Entry	27,017,823.36	0.00	
				0.00
SWP0100	Wheat Promotion Bd-Operatio	-101,096.78		
RCPT	Receipt	0.00	250,671.07	
RXFR	Transfer (Regular)	2,778.16	7,334.25	
SDIS	Distribution (Special Fund)	0.00	245,702.00	
SPEC	Special Reversing Entry	258,005.32	2,778.16	
WARR	Warrants	155,801.42	0.00	
				-190,997.36
SWT0000	In God We Trust License Plate	-8,731.41		
RXFR	Transfer (Regular)	98,235.96	102,571.35	
SDIS	Distribution (Special Fund)	0.00	89,504.55	
SPEC	Special Reversing Entry	102,121.35	0.00	
				-450.00
SXA0100	Abstractors Examiners Board	-80,452.62		
RCPT	Receipt	0.00	21,975.08	
RXFR	Transfer (Regular)	6,900.63	0.00	
SDIS	Distribution (Special Fund)	0.00	21,623.48	
SPEC	Special Reversing Entry	21,975.08	0.00	
WARR	Warrants	10,874.07	0.00	
				-84,301.40
SXV0100	Veterinary Exam Board-Operai	-392,737.15		
COFF	Checks Charged Off	250.00	0.00	
RCPT	Receipt	0.00	123,805.00	
RXFR	Transfer (Regular)	63,495.16	0.00	
SDIS	Distribution (Special Fund)	0.00	119,452.68	
SPEC	Special Reversing Entry	123,805.00	250.00	
WARR	Warrants	22,873.25	0.00	
				-425,821.42
TAD0201	Pesticide/Plant Disposal 19-5-1	-2,007,555.53		
RCPT	Receipt	0.00	384,875.00	
RXFR	Transfer (Regular)	0.00	253.86	
SDIS	Distribution (Special Fund)	0.00	372,271.80	
SPEC	Special Reversing Entry	382,175.00	0.00	
WARR	Warrants	469,248.10	0.00	
				-1,913,533.09
TAF0000	Asset Forfeiture	-609,389.96		
RCPT	Receipt	0.00	141,847.80	
RXFR	Transfer (Regular)	178,425.57	0.00	
				-572,812.19
TAF0100	Spec St Assets Forfeit (0620)	-584,446.33		

Fund Transaction by Type

Start Date:7/1/14 End Date:6/30/15

Fund	Fund Description	Beginning Balance		Ending Balance
Type	Type Description	Debits	Credits	
RCPT	Receipt	0.00	1,140.12	
RXFR	Transfer (Regular)	526,001.70	0.00	
				-59,584.75
TAF0300	State Police Federal 25% (0620	-10,477.96		
RXFR	Transfer (Regular)	0.00	146,111.58	
				-156,589.54
TAF0400	State Police Federal 65% (0620	-29,374.71		
RCPT	Receipt	0.00	160.15	
RXFR	Transfer (Regular)	0.00	379,890.12	
WARR	Warrants	408,559.22	0.00	
				-865.76
TAJ0200	St Admin Of Justice-Co/City R	-647.57		
RXFR	Transfer (Regular)	0.00	42,314.60	
WARR	Warrants	42,962.17	0.00	
				0.00
TAJ0300	St Admin Of Justice-St Prgms	-1,293,690.63		
RADJ	Receipt Adjustment	79.20	25.00	
RCPT	Receipt	0.00	32,395,408.60	
RXFR	Transfer (Regular)	36,673,562.01	9,044,505.76	
SDIS	Distribution (Special Fund)	0.00	6,754,245.04	
SPEC	Special Reversing Entry	8,002,148.36	79.20	
WARR	Warrants	3,056,422.92	0.00	
				-1,755,741.74
TAJ2301	St Admin Of Justice-Dstr Cr A	-60,011.97		
RXFR	Transfer (Regular)	166,261.97	106,250.00	
				0.00
TAR0000	Judges Retirement	-35,030.14		
RCPT	Receipt	0.00	585,000.00	
RXFR	Transfer (Regular)	106,303.00	3,238,580.02	
WARR	Warrants	3,717,329.58	0.00	
				-34,977.58
TAS0000	Securities Reserve	-1,699,026.89		
DXFR	Transfer (Deduction)	7,016,917.26	61,540.40	
RADJ	Receipt Adjustment	18,629.13	0.00	
RCPT	Receipt	0.00	22,331,182.61	
RXFR	Transfer (Regular)	14,628,566.80	0.00	
				-2,427,636.71
TAX0000	Ad Valorem Tax	-3,671,056.29		
COFF	Checks Charged Off	4,570.83	0.00	
CTAX	Claims & Taxes	3,388.60	0.00	
RCPT	Receipt	0.00	45,700.45	
RXFR	Transfer (Regular)	21,234,448.38	21,630,976.16	
				-4,105,325.09
TBB0000	DFA Rev-Interstate Mtr Fuel Tax	-108,696.75		
RADJ	Receipt Adjustment	100,559.80	299,350.06	
RXFR	Transfer (Regular)	0.00	78,021.87	
SDIS	Distribution (Special Fund)	0.00	0.00	
SPEC	Special Reversing Entry	141.27	141.27	
WARR	Warrants	317,855.08	0.00	
				-67,653.80
TBC0000	DFA-Rev Gasoline Tax Refund	0.00		

Fund Transaction by Type

Start Date:7/1/14 End Date:6/30/15

Fund	Fund Description	Beginning Balance		Ending Balance
Type	Type Description	Debits	Credits	
RXFR	Transfer (Regular)	0.00	35,871.62	
WARR	Warrants	35,871.62	0.00	
				0.00
TBJ0000	College Savings Bonds			0.00
LCRT	General Letter of Cert	0.00	22,140,552.97	
RXFR	Transfer (Regular)	22,140,552.97	0.00	
				0.00
TBJ0015	Higher Ed 2015 bond 2007C 00			0.00
RXFR	Transfer (Regular)	0.00	1,112,191.08	
WARR	Warrants	1,112,191.08	0.00	
				0.00
TBJ007A	Coll Savings Bond 2007A (006			0.00
RXFR	Transfer (Regular)	0.00	6,370,764.26	
WARR	Warrants	6,370,764.26	0.00	
				0.00
TBJ007B	Coll Savings Bond 2007B (006			0.00
RXFR	Transfer (Regular)	0.00	2,889,432.63	
WARR	Warrants	2,889,432.63	0.00	
				0.00
TBJ0400	Coll Svg Bnds-Srs A 1993			0.00
RXFR	Transfer (Regular)	0.00	2,000.00	
WARR	Warrants	2,000.00	0.00	
				0.00
TBJ0500	Coll Svg Bnds-Srs A 1995			0.00
RXFR	Transfer (Regular)	0.00	1,195.00	
WARR	Warrants	1,195.00	0.00	
				0.00
TBJ0600	Coll Svg Bnds-Srs A 1996			0.00
RXFR	Transfer (Regular)	0.00	1,150.00	
WARR	Warrants	1,150.00	0.00	
				0.00
TBJ0700	Coll Svg Bnds-Srs B 1996			0.00
RXFR	Transfer (Regular)	0.00	1,150.00	
WARR	Warrants	1,150.00	0.00	
				0.00
TBJ0800	Coll Svg Bnds-Srs C 1996			0.00
RXFR	Transfer (Regular)	0.00	4,001,750.00	
WARR	Warrants	4,001,750.00	0.00	
				0.00
TBJ0900	Coll Svg Bnds-Srs A 1997			0.00
RXFR	Transfer (Regular)	0.00	1,150.00	
WARR	Warrants	1,150.00	0.00	
				0.00
TBJ1000	Coll Svg Bnds-Srs B 1997			0.00
RXFR	Transfer (Regular)	0.00	1,150.00	
WARR	Warrants	1,150.00	0.00	
				0.00
TBJ1100	Coll Svg Bnds-Srs A 1998			0.00
RXFR	Transfer (Regular)	0.00	1,266,150.00	
WARR	Warrants	1,266,150.00	0.00	

Fund Transaction by Type

Start Date:7/1/14 End Date:6/30/15

Fund	Fund Description	Beginning Balance		Ending Balance
Type	Type Description	Debits	Credits	
				0.00
TBJ1200	Treas College Savings Bonds			0.00
RXFR	Transfer (Regular)	0.00	6,492,470.00	
WARR	Warrants	6,492,470.00	0.00	
				0.00
TBL0000	Sm Bus Revolving Ln			-1,603,961.55
RCPT	Receipt	0.00	20,157.11	
RXFR	Transfer (Regular)	31,500,000.00	31,500,000.00	
				-1,603,961.55
TBP0000	Best Practices Act 570/11 S12			-4,710,217.52
RCPT	Receipt	0.00	2,475,368.00	
RXFR	Transfer (Regular)	53,567.45	8,636.28	
SDIS	Distribution (Special Fund)	0.00	2,219,410.03	
SPEC	Special Reversing Entry	2,439,338.00	0.00	
WARR	Warrants	3,565,809.26	0.00	
				-3,354,917.12
TBS0000	Budget Stabilization Trust			-154,243,492.72
RXFR	Transfer (Regular)	943,644,326.89	942,413,197.85	
				-153,012,363.68
TCA0100	County Assessors Continuing			-168,105.27
RCPT	Receipt	0.00	45,600.00	
RXFR	Transfer (Regular)	0.00	5,553.96	
SDIS	Distribution (Special Fund)	0.00	44,140.80	
SPEC	Special Reversing Entry	45,600.00	0.00	
WARR	Warrants	5,553.96	0.00	
				-212,246.07
TCC0100	County Coll Ctng Ed-Oprs-(05			-73,460.22
RCPT	Receipt	0.00	37,100.00	
RXFR	Transfer (Regular)	0.00	15,400.00	
WARR	Warrants	41,256.12	0.00	
				-84,704.10
TCE0100	Co Treas Cont Ed-Oprs-(059)			-40,305.26
RCPT	Receipt	0.00	41,300.00	
RXFR	Transfer (Regular)	0.00	11,200.00	
WARR	Warrants	41,892.89	0.00	
				-50,912.37
TCG0000	Cap Grnds Monument/Memori			-30,188.41
RCPT	Receipt	0.00	4,600.00	
WARR	Warrants	8,683.37	0.00	
				-26,105.04
TCH0000	Baby Sharon's Illness			-10,940.41
RCPT	Receipt	0.00	1,825.00	
RXFR	Transfer (Regular)	0.00	6,578.36	
WARR	Warrants	10,165.25	0.00	
				-9,178.52
TCI0100	Wrforce Ed-Constr Craft Trng			-1,250,587.96
COFF	Checks Charged Off	0.83	0.00	
RCPT	Receipt	0.00	646,883.39	
RXFR	Transfer (Regular)	104,370.07	7,505.99	
TELL	Teller	28.50	0.00	
WARR	Warrants	732,164.73	0.00	

Fund Transaction by Type

Start Date:7/1/14 End Date:6/30/15

Fund	Fund Description	Beginning Balance	Ending Balance	
Type	Type Description	Debits	Credits	
				-1,068,413.21
TCR0100	Crime Victims Reparation Rev	-338,200.33		
RCPT	Receipt	0.00	2,747,571.83	
RXFR	Transfer (Regular)	747,958.09	1,702,456.68	
WARR	Warrants	1,697,755.46	0.00	
				-2,342,515.29
TCS0100	Private Career Education-Trus	-1,129,846.31		
COFF	Checks Charged Off	182.85	0.00	
RCPT	Receipt	0.00	128,588.94	
RXFR	Transfer (Regular)	565,189.55	565,189.55	
WARR	Warrants	34,724.75	0.00	
				-1,223,527.65
TCT0100	Childrens Trust	-1,914,258.80		
RCPT	Receipt	0.00	303,402.83	
RXFR	Transfer (Regular)	55,987.82	27,015.13	
SDIS	Distribution (Special Fund)	0.00	262,545.48	
SPEC	Special Reversing Entry	302,344.67	0.00	
WARR	Warrants	179,344.46	0.00	
				-1,969,545.29
TDP0000	Death/Permanent Ttl Disability	0.00		
RXFR	Transfer (Regular)	3,000,000.00	3,000,000.00	
				0.00
TDP0100	Death/Permanent Ttl Disability	-117,430,856.12		
COFF	Checks Charged Off	505.80	0.00	
RCPT	Receipt	0.00	9,281,516.63	
RXFR	Transfer (Regular)	132,000,000.00	132,000,000.00	
WARR	Warrants	15,069,687.81	0.00	
				-111,642,179.14
TDR9000	AR Distr Rel Prog Trust-Grant:	-445,208.69		
RCPT	Receipt	0.00	1,186.56	
RXFR	Transfer (Regular)	3,084,862.00	3,103,180.00	
				-464,713.25
TDT9200	Tourism Development Trust	-1,594,032.01		
RCPT	Receipt	0.00	5,100.38	
RXFR	Transfer (Regular)	5,475,130.63	19,475,511.45	
SDIS	Distribution (Special Fund)	0.00	12,474,170.64	
SPEC	Special Reversing Entry	14,386,360.74	148,023.59	
WARR	Warrants	13,403,714.60	0.00	
				-431,632.10
TEB1001	Educational Building Rev Bon	-4,458,929.30		
RCPT	Receipt	0.00	160,102.49	
RXFR	Transfer (Regular)	13,249,094.08	13,853,654.73	
WARR	Warrants	1,724,818.84	0.00	
				-3,498,773.60
TEM1001	Revolving Loan Certificate	-10,779,355.01		
RCPT	Receipt	0.00	879,147.66	
RXFR	Transfer (Regular)	32,272,186.48	32,206,094.08	
WARR	Warrants	188,922.80	0.00	
				-11,403,487.47
TER0000	Teacher Retirement	-3,736,362.65		
RCPT	Receipt	0.00	143,277,029.75	

Fund Transaction by Type

Start Date:7/1/14

End Date:6/30/15

Fund	Fund Description	Beginning Balance		Ending Balance
Type	Type Description	Debits	Credits	
RXFR	Transfer (Regular)	10,410,971.21	116,191.61	
WARR	Warrants	132,626,765.86	0.00	
				-4,091,846.94
TES0100	Dept Workforce Services Trus	-2,061,948.53		
RCPT	Receipt	0.00	51,726,481.64	
RXFR	Transfer (Regular)	38,677,452.03	1,970,911.00	
WARR	Warrants	17,183,362.27	0.00	
				101,473.13
TES0200	Dept Workforce Services Trus	-546,711.59		
RCPT	Receipt	0.00	2,582.06	
RXFR	Transfer (Regular)	477,957.75	492,545.58	
				-563,881.48
TES0300	Dept Workforce Services Trus	0.00		
RXFR	Transfer (Regular)	0.00	178.00	
WARR	Warrants	172.84	0.00	
				-5.16
TET0100	AEDQ Environmental Settlem	-1,153,006.99		
RCPT	Receipt	0.00	217,876.97	
RXFR	Transfer (Regular)	15,775,868.65	15,802,769.58	
WARR	Warrants	188,018.90	0.00	
				-1,209,765.99
TEX0000	Education Excellence Trust	0.00		
LCRT	General Letter of Cert	0.00	297,449,706.00	
RXFR	Transfer (Regular)	297,449,706.00	0.00	
				0.00
TFB0000	Fidelity Bond Trust	-3,747,062.59		
RCPT	Receipt	0.00	2,312.64	
RXFR	Transfer (Regular)	7,594,673.27	7,594,672.54	
				-3,749,374.50
TFB0400	Fidelity Bond Trust	-391,238.80		
RCPT	Receipt	0.00	108,524.39	
RXFR	Transfer (Regular)	0.00	354,222.47	
WARR	Warrants	372,808.83	0.00	
				-481,176.83
TFH0000	AR Fair Housing Commission-	-273,070.82		
COFF	Checks Charged Off	160.00	0.00	
RCPT	Receipt	0.00	76,320.56	
RXFR	Transfer (Regular)	1,500.00	3,594.94	
WARR	Warrants	76,969.18	0.00	
				-274,357.14
TFM0000	Military FamilyRelief19-5-1127	-149,453.33		
RCPT	Receipt	0.00	10,136.18	
RXFR	Transfer (Regular)	1,536,607.88	1,554,866.54	
TELL	Teller	90,455.19	90,455.19	
WARR	Warrants	2,250.00	0.00	
				-175,598.17
TGC0000	Corporate Income Tax	-11,842,527.78		
FORG	Forgery	0.00	18,121.93	
NDXF	Transfer (Non-Distribution)	17,861.89	43,584,304.70	
RXFR	Transfer (Regular)	2,572,157.81	2,572,157.81	
WARR	Warrants	53,561,567.61	0.00	

Fund Transaction by Type

Start Date:7/1/14 End Date:6/30/15

Fund	Fund Description	Beginning Balance		Ending Balance
Type	Type Description	Debits	Credits	
				-1,865,524.91
TGI0000	Individual Income Tax	-9,987,927.51		
AXFR	Advance Transfer	3,009,624.22	3,009,624.22	
FORG	Forgery	0.00	6,267.24	
NDXF	Transfer (Non-Distribution)	184,081.21	520,250,497.76	
RCPT	Receipt	0.00	1,941,782.02	
RXFR	Transfer (Regular)	156,725,537.55	156,021,186.74	
WARR	Warrants	520,112,728.63	0.00	
WOFF	Warrants Charged Off	1,226.00	0.00	
				-11,184,087.88
TGI00WH	Withholding Tax Ref AIRS (06)	-548,916.69		
NDXF	Transfer (Non-Distribution)	71,951.46	4,339,607.42	
WARR	Warrants	4,118,148.82	0.00	
				-698,423.83
TGP0000	Natural/Cultural Historic Pres	-879,357.40		
RCPT	Receipt	0.00	3,520.63	
RXFR	Transfer (Regular)	2,642,595.00	2,642,595.00	
				-882,878.03
TGP0100	Natural/Cultural Historic Pres	-961,014.27		
RCPT	Receipt	0.00	770.96	
RXFR	Transfer (Regular)	1,114,958.97	2,454,673.35	
SDIS	Distribution (Special Fund)	0.00	2,061,924.60	
SPEC	Special Reversing Entry	2,443,457.27	85,693.59	
WARR	Warrants	1,416,060.85	0.00	
				-589,599.68
TGS0800	Geographic Info Syst 296/09	-191,527.85		
RCPT	Receipt	0.00	334,048.84	
RXFR	Transfer (Regular)	30,854.67	167,377.58	
WARR	Warrants	505,151.94	0.00	
				-156,947.66
TGS0900	GIS Mapping Grant §19-5-1112	-198,469.58		
WARR	Warrants	84,490.68	0.00	
				-113,978.90
TGT0000	AR Natural/Cultural Resources	-19,816,235.82		
RCPT	Receipt	0.00	24,630.17	
RXFR	Transfer (Regular)	42,311,233.86	44,672,965.06	
SDIS	Distribution (Special Fund)	0.00	16,495,398.06	
SPEC	Special Reversing Entry	19,547,659.76	685,548.86	
				-19,835,884.35
TGT0100	AR Natural/Cultural Resources	-50,016.46		
RCPT	Receipt	0.00	42.75	
RXFR	Transfer (Regular)	350,136.00	350,136.00	
				-50,059.21
TGT0200	AR Natural/Cultural Resources	-9,377.05		
RXFR	Transfer (Regular)	73,406.33	85,000.00	
WARR	Warrants	11,451.98	0.00	
				-9,518.74
TGT1111	ANCRC DP&T	-195.00		
RXFR	Transfer (Regular)	195.00	0.00	
				0.00
TGT1201	ANCRC 12-001 Parks 19-5-951	-65.00		

Fund Transaction by Type

Start Date:7/1/14 End Date:6/30/15

Fund	Fund Description	Beginning Balance	Ending Balance	
Type	Type Description	Debits	Credits	
RXFR	Transfer (Regular)	65.00	0.00	0.00
TGT1303	ANCRC 13-003 Parks 19-5-951	-107,532.78		
RXFR	Transfer (Regular)	3,630.88	0.00	
WARR	Warrants	103,901.90	0.00	0.00
TGT1306	ANCRC 13-007-1 DAH 19-5-951	-4,693.00		
RXFR	Transfer (Regular)	331.00	0.00	
WARR	Warrants	4,362.00	0.00	0.00
TGT1307	ANCRC 13-007-2-DAH 19-5-951	-19,155.18		
RXFR	Transfer (Regular)	755.47	0.00	
WARR	Warrants	18,399.71	0.00	0.00
TGT1308	ANCRC 13-007-3 DAH 19-5-951	-8,840.79		
RXFR	Transfer (Regular)	6.48	0.00	
WARR	Warrants	8,834.31	0.00	0.00
TGT1309	ANRC 13-007-4 DAH 19-5-951	-57,109.73		
WARR	Warrants	57,109.73	0.00	0.00
TGT1311	ANCRC 13-007-6 DAH 19-5-951	-53,225.25		
RXFR	Transfer (Regular)	172.17	0.00	
WARR	Warrants	53,053.08	0.00	0.00
TGT1313	ANCRC 13-009 UCA 19-5-951	-1.00		
RXFR	Transfer (Regular)	1.00	0.00	0.00
TGT1320	ANCRC 13-018 AHC 19-5-951	-5,805.02		
RXFR	Transfer (Regular)	1,694.75	0.00	
WARR	Warrants	4,110.27	0.00	0.00
TGT1401	ANCRC 14-001 UALR §19-5-95	-103,427.00		
WARR	Warrants	103,427.00	0.00	0.00
TGT1402	ANCRC 14-002 UALR §19-5-95	-11,837.15		
WARR	Warrants	11,833.94	0.00	-3.21
TGT1403	ANCRC 14-003 AHC §19-5-951	-39,898.17		
RXFR	Transfer (Regular)	9,814.58	0.00	
WARR	Warrants	26,525.07	0.00	-3,558.52
TGT1404	ANCRC 14-004-1 DAH §19-5-95	-135,969.36		
RXFR	Transfer (Regular)	49,117.24	375,000.00	
WARR	Warrants	282,373.07	0.00	-179,479.05
TGT1405	ANCRC 14-004-2 DAH §19-5-95	-141,000.00		
RXFR	Transfer (Regular)	0.00	220,092.20	
WARR	Warrants	205,785.90	0.00	-155,306.30

Fund Transaction by Type

Start Date:7/1/14 End Date:6/30/15

Fund	Fund Description	Beginning Balance		Ending Balance
Type	Type Description	Debits	Credits	
TGT1406	ANCRC 14-004-3 DAH §19-5-9	-188,433.34		
RXFR	Transfer (Regular)	7,500.00	364,989.46	
WARR	Warrants	184,156.43	0.00	
				-361,766.37
TGT1407	ANCRC 14-004-4 DAH §19-5-9	-84,569.46		
RXFR	Transfer (Regular)	0.00	744,262.00	
WARR	Warrants	828,831.46	0.00	
				0.00
TGT1408	ANCRC 14-004-5 DAH §19-5-9	-74,066.79		
RXFR	Transfer (Regular)	11,729.88	49,117.24	
WARR	Warrants	62,336.53	0.00	
				-49,117.62
TGT1409	ANCRC 14-004-6 DAH §19-5-9	-113,851.70		
RXFR	Transfer (Regular)	25,000.00	225,000.00	
WARR	Warrants	313,851.30	0.00	
				-0.40
TGT1410	ANCRC 14-405 Parks §19-5-95	-1,070,460.45		
RCPT	Receipt	0.00	1,809.23	
RXFR	Transfer (Regular)	742,492.71	4,195,196.60	
WARR	Warrants	4,523,200.65	0.00	
				-1,772.92
TGT1411	ANCRC 14-006 ATU §19-5-951	0.00		
RXFR	Transfer (Regular)	0.00	410,900.00	
WARR	Warrants	410,900.00	0.00	
				0.00
TGT1412	ANCRC 14-007 UAF §19-5-951	-448,569.95		
WARR	Warrants	448,569.95	0.00	
				0.00
TGT1413	ANCRC 14-008 UAF §19-5-951	0.00		
RXFR	Transfer (Regular)	0.00	57,470.00	
WARR	Warrants	45,747.70	0.00	
				-11,722.30
TGT1414	ANCRC 14-009 Agri FC §19-5-9	-4,111.99		
RXFR	Transfer (Regular)	0.00	40,516.00	
WARR	Warrants	44,627.99	0.00	
				0.00
TGT1415	ANCRC 14-010 HSU §19-5-951	0.00		
RXFR	Transfer (Regular)	0.00	35,685.00	
WARR	Warrants	35,685.00	0.00	
				0.00
TGT1416	ANCRC 14-011 EACC §19-5-95	0.00		
RXFR	Transfer (Regular)	0.00	135,000.00	
WARR	Warrants	135,000.00	0.00	
				0.00
TGT1419	ANCRC 14-014 BRTC §19-5-95	-1,336.63		
RXFR	Transfer (Regular)	465.00	227,225.00	
WARR	Warrants	228,096.63	0.00	
				0.00
TGT1420	ANCRC 14-015 UAM §19-5-951	-47,938.00		
RXFR	Transfer (Regular)	0.00	252,062.00	

Fund Transaction by Type

Start Date:7/1/14 End Date:6/30/15

Fund	Fund Description	Beginning Balance		Ending Balance
Type	Type Description	Debits	Credits	
WARR	Warrants	300,000.00	0.00	0.00
TGT1421	ANCRC 14-016 SACC §19-5-95	-37.00		
RXFR	Transfer (Regular)	0.00	174,312.00	
WARR	Warrants	153,031.43	0.00	-21,317.57
TGT1422	ANCRC 14-017 ASUJ §19-5-95	-177,073.00		
WARR	Warrants	177,073.00	0.00	0.00
TGT1423	ANCRC 14-018 UCA §19-5-951	-1.90		
RXFR	Transfer (Regular)	2.00	11,573.00	
WARR	Warrants	308.90	0.00	-11,264.00
TGT1424	ANCRC 14-019 UAF §19-5-951	0.00		
RXFR	Transfer (Regular)	0.00	10,000.00	
WARR	Warrants	10,000.00	0.00	0.00
TGT1425	ANCRC 14-020 UAF §19-5-951	0.00		
RXFR	Transfer (Regular)	0.00	38,703.17	
WARR	Warrants	31,987.09	0.00	-6,716.08
TGT1501	ANCRC 15-001 UALR	0.00		
RXFR	Transfer (Regular)	0.00	180,000.00	
WARR	Warrants	146,670.00	0.00	-33,330.00
TGT1502	ANCRC 15-002 UALR	0.00		
RXFR	Transfer (Regular)	0.00	18,000.00	
WARR	Warrants	8,636.47	0.00	-9,363.53
TGT1503	ANCRC 15-003 Parks	0.00		
RCPT	Receipt	0.00	250.00	
RXFR	Transfer (Regular)	20.17	1,175,000.00	
WARR	Warrants	486,396.64	0.00	-688,833.19
TGT1505	ANCRC 15-005 UAF-AAS	0.00		
RXFR	Transfer (Regular)	0.00	33,000.00	
WARR	Warrants	32,930.03	0.00	-69.97
TGT1506	ANCRC 15-006 UAF-AAS	0.00		
RXFR	Transfer (Regular)	0.00	17,000.00	
WARR	Warrants	11,106.44	0.00	-5,893.56
TGT1507	ANCRC 15-007 ASU J	0.00		
RXFR	Transfer (Regular)	0.00	49,619.00	
WARR	Warrants	46,619.00	0.00	-3,000.00
TGT1509	ANCRC 15-009 ASU J	0.00		
RXFR	Transfer (Regular)	12,500.00	12,500.00	0.00
TGT1510	ANCRC 15-010 AGRI	0.00		

Fund Transaction by Type

Start Date:7/1/14 End Date:6/30/15

Fund	Fund Description	Beginning Balance		Ending Balance
Type	Type Description	Debits	Credits	
RXFR	Transfer (Regular)	0.00	500,000.00	
WARR	Warrants	497,213.35	0.00	
				-2,786.65
TGT1513	ANCRC 15-013 BRTC	0.00		
RXFR	Transfer (Regular)	0.00	8,880.00	
WARR	Warrants	3,720.00	0.00	
				-5,160.00
TGT1514	ANCRC 15-014 HSU	0.00		
RXFR	Transfer (Regular)	3.00	299,003.00	
WARR	Warrants	299,000.00	0.00	
				0.00
TGT1515	ANCRC 15-015 SOS	0.00		
RXFR	Transfer (Regular)	0.00	800,000.00	
WARR	Warrants	800,000.00	0.00	
				0.00
TGT1516	ANCRC 15-016 PCCUA	0.00		
RXFR	Transfer (Regular)	0.00	34,000.00	
WARR	Warrants	34,000.00	0.00	
				0.00
TGT1517	ANCRC 15-017 ATU	0.00		
RXFR	Transfer (Regular)	0.00	12,974.00	
WARR	Warrants	12,974.00	0.00	
				0.00
TGT1518	ANCRC 15-018 UAF	0.00		
RXFR	Transfer (Regular)	0.00	650,000.00	
WARR	Warrants	529,818.24	0.00	
				-120,181.76
TGT1519	ANCRC 15-019 UAF	0.00		
RXFR	Transfer (Regular)	0.00	37,500.00	
WARR	Warrants	28,022.15	0.00	
				-9,477.85
TGT1521	ANCRC 15-021 PARKHC	0.00		
RXFR	Transfer (Regular)	9,704.02	78,000.00	
WARR	Warrants	58,898.15	0.00	
				-9,397.83
TGT1522	ANCRC 15-022 UCA	0.00		
RXFR	Transfer (Regular)	0.00	38,559.00	
WARR	Warrants	38,557.54	0.00	
				-1.46
TGT1541	ANCRC 15-004 DCC	0.00		
RXFR	Transfer (Regular)	0.00	75,000.00	
				-75,000.00
TGT1542	ANCRC 15-004 DAH MT	0.00		
RXFR	Transfer (Regular)	0.00	101,000.00	
WARR	Warrants	101,000.00	0.00	
				0.00
TGT1543	ANCRC 15-004 DAH OSH	0.00		
RXFR	Transfer (Regular)	9,692.28	357,500.00	
WARR	Warrants	50,700.00	0.00	
				-297,107.72

Fund Transaction by Type

Start Date:7/1/14 End Date:6/30/15

Fund	Fund Description	Beginning Balance		Ending Balance
Type	Type Description	Debits	Credits	
TGT1544	ANCRC 15-004 DAH HP		0.00	
RXFR	Transfer (Regular)	0.00	712,500.00	
WARR	Warrants	560,752.65	0.00	
				-151,747.35
TGT1545	ANCRC 15-004 DAH NHC		0.00	
RXFR	Transfer (Regular)	30,469.47	900,000.00	
WARR	Warrants	499,713.79	0.00	
				-369,816.74
TGT1546	ANCRC 15-004 DAH HAM		0.00	
RXFR	Transfer (Regular)	0.00	325,000.00	
WARR	Warrants	293,927.83	0.00	
				-31,072.17
TGT1547	ANCRC 15-004 DAH AAC		0.00	
RXFR	Transfer (Regular)	0.00	10,500.00	
WARR	Warrants	10,045.39	0.00	
				-454.61
TGT1548	ANCRC 15-004 DAH DO		0.00	
RXFR	Transfer (Regular)	0.00	445,795.50	
WARR	Warrants	442,893.21	0.00	
				-2,902.29
TGT9700	DAH-NCRC FY01 Grnts		-11,942.85	
RCPT	Receipt	0.00	23,774.39	
RXFR	Transfer (Regular)	145,396,835.89	155,058,373.00	
				-9,697,254.35
TGT9800	DAH-NCRC FY02 Grnts		-7,123,189.00	
RCPT	Receipt	0.00	5,998.51	
RXFR	Transfer (Regular)	63,742,723.06	56,624,833.00	
				-11,297.45
TGT9900	DAH-NCRC Trust		0.00	
RXFR	Transfer (Regular)	4,313,112.00	4,313,112.00	
				0.00
THC0000	HealthCareIndepPrTr (0710)		0.00	
RCPT	Receipt	0.00	6,375,616.45	
RXFR	Transfer (Regular)	100,300.00	780,614.44	
				-7,055,930.89
THD0100	High Ed Resrch Dev-Grants		-13,524.72	
RADJ	Receipt Adjustment	0.00	463,932.02	
WARR	Warrants	299,374.96	0.00	
				-178,081.78
THL0100	State Health Bldg/Local Grant		-1,430,730.35	
RCPT	Receipt	0.00	127,116.82	
RXFR	Transfer (Regular)	0.00	433,341.00	
WARR	Warrants	881,315.82	0.00	
				-1,109,872.35
THR0100	Manufactured Housing Recove		-1,351,314.60	
RCPT	Receipt	0.00	27,280.27	
RXFR	Transfer (Regular)	4,200,000.00	4,200,000.00	
WARR	Warrants	17,303.93	0.00	
				-1,361,290.94
THS0000	Hazardous Substance Remedi		-9,070,172.77	

Fund Transaction by Type

Start Date:7/1/14 End Date:6/30/15

Fund	Fund Description	Beginning Balance		Ending Balance
Type	Type Description	Debits	Credits	
RCPT	Receipt	0.00	923,351.51	
RXFR	Transfer (Regular)	139,739,922.30	139,501,684.69	
WARR	Warrants	2,905,753.18	0.00	
				-6,849,533.49
TID0810	Indiv Development Act 1289/0:	-88,723.78		
RCPT	Receipt	0.00	508,755.43	
RXFR	Transfer (Regular)	1,422.48	0.00	
WARR	Warrants	423,623.59	0.00	
				-172,433.14
TIE0100	Insurance Continuing Ed	-1,382,750.10		
CTAX	Claims & Taxes	635.00	40.00	
RCPT	Receipt	0.00	88,815.00	
RXFR	Transfer (Regular)	0.00	45,187.00	
WARR	Warrants	4,920.00	0.00	
				-1,511,237.10
TIF0100	Insurance Fraud Investig Div	-613,404.23		
CTAX	Claims & Taxes	14,500.00	0.00	
RADJ	Receipt Adjustment	750.00	0.00	
RCPT	Receipt	0.00	827,650.00	
RXFR	Transfer (Regular)	747,869.66	3,250.00	
WARR	Warrants	156,237.10	0.00	
				-524,947.47
TIP0100	Insurance Prepaid Oprs	-1,000,096.86		
COFF	Checks Charged Off	200.00	0.00	
CTAX	Claims & Taxes	250.00	0.00	
RADJ	Receipt Adjustment	0.00	155.00	
RCPT	Receipt	0.00	393,890.00	
RXFR	Transfer (Regular)	244,394.25	110.00	
WARR	Warrants	34,628.08	0.00	
				-1,114,779.53
TIP0200	Ins Prepaid Trust-Recv Prg	-117,149.40		
RADJ	Receipt Adjustment	155.00	0.00	
RCPT	Receipt	0.00	9,998.61	
RXFR	Transfer (Regular)	0.00	35.00	
WARR	Warrants	5,100.00	0.00	
				-121,928.01
TJW0100	Workers' Compensation	-10,253,193.53		
COFF	Checks Charged Off	3,773.17	500.00	
RCPT	Receipt	0.00	8,749,742.82	
RXFR	Transfer (Regular)	38,242,682.14	31,005,207.83	
WARR	Warrants	1,893,005.49	0.00	
				-9,869,183.38
TLP0100	Landfill Post Closure	-22,473,459.68		
RCPT	Receipt	0.00	39,858.36	
RXFR	Transfer (Regular)	422,802,042.95	422,500,000.00	
WARR	Warrants	1,981,432.23	0.00	
				-20,229,842.86
TLR0000	Land Reclamation	-308,147.87		
RCPT	Receipt	0.00	114,637.61	
RXFR	Transfer (Regular)	4,200,000.00	4,200,000.00	
WARR	Warrants	21,460.03	0.00	

Fund Transaction by Type

Start Date:7/1/14 End Date:6/30/15

Fund	Fund Description	Beginning Balance		Ending Balance
Type	Type Description	Debits	Credits	
				-401,325.45
TLS0100	State Library Revolving	-3,021.73		
RCPT	Receipt	0.00	86.44	
WARR	Warrants	101.26	0.00	
				-3,006.91
TLT0100	Long Term Care Trust	-6,931,378.30		
RCPT	Receipt	0.00	1,155,549.15	
RXFR	Transfer (Regular)	40,570.00	4,500.00	
WARR	Warrants	110,828.49	0.00	
				-7,940,028.96
TMA0000	Mining Reclamation Trust	-232,217.44		
RCPT	Receipt	0.00	350.99	
RXFR	Transfer (Regular)	3,675,000.00	3,675,000.00	
				-232,568.43
TMI0000	Muti-Agency Ins Trust	-16,241,961.35		
RCPT	Receipt	0.00	7,850,269.80	
RXFR	Transfer (Regular)	14,000,604.00	14,000,000.00	
WARR	Warrants	7,616,203.99	0.00	
				-16,475,423.16
TMP0000	Medicaid Trust	-2,170,200.16		
COFF	Checks Charged Off	5,731.33	0.00	
RCPT	Receipt	0.00	42,992,511.28	
RXFR	Transfer (Regular)	13,380,772.88	174,160.00	
				-31,950,367.23
TMP0300	AR Medicaid Qualtiy Assuranc	-633,805.20		
COFF	Checks Charged Off	14,523.60	0.00	
RCPT	Receipt	0.00	81,546,915.44	
RXFR	Transfer (Regular)	80,976,609.60	226,091.74	
				-1,415,679.18
TMP0400	Intermed Care Provid 433/09	-3,094,040.50		
RCPT	Receipt	0.00	10,970,243.01	
RXFR	Transfer (Regular)	11,336,356.85	60,948.48	
				-2,788,875.14
TMP0500	Hospital Assessment Act 562/I	-1,286,482.25		
RCPT	Receipt	0.00	68,338,621.83	
RXFR	Transfer (Regular)	61,473,178.98	13,920.59	
				-8,165,845.69
TMR0000	State Police Retirement	-803,365.12		
RADJ	Receipt Adjustment	1,113,987.32	5,830,569.77	
RCPT	Receipt	0.00	4,907,500.00	
RXFR	Transfer (Regular)	156,479.65	7,586,373.68	
SDIS	Distribution (Special Fund)	0.00	3,735,183.41	
SPEC	Special Reversing Entry	4,972,647.87	1,113,987.32	
WARR	Warrants	16,874,708.75	0.00	
				-859,155.71
TOC0100	US Olympic Committee Progr	-219.00		
RXFR	Transfer (Regular)	0.00	1,227.00	
WARR	Warrants	1,310.00	0.00	
				-136.00
TOD0000	Organ Donor Aware Ed	-1,943.95		
RXFR	Transfer (Regular)	0.00	26,115.97	

Fund Transaction by Type

Start Date:7/1/14 End Date:6/30/15

Fund	Fund Description	Beginning Balance		Ending Balance
Type	Type Description	Debits	Credits	
SDIS	Distribution (Special Fund)	0.00	20,698.71	
SPEC	Special Reversing Entry	23,332.97	0.00	
WARR	Warrants	25,043.66	0.00	
				-382.00
TPC0100	Court Awards	-1,420,992.68		
RCPT	Receipt	0.00	554,618.07	
RXFR	Transfer (Regular)	491,500.00	0.00	
				-1,484,110.75
TPC0200	Court Awards	-930,595.67		
RCPT	Receipt	0.00	355,639.18	
				-1,286,234.85
TPE0000	ADEQ Fee Act 1281/07	-768,706.59		
COFF	Checks Charged Off	915.00	0.00	
RCPT	Receipt	0.00	6,116,919.43	
RXFR	Transfer (Regular)	14,221,775.01	9,543,663.57	
SDIS	Distribution (Special Fund)	0.00	6,041,087.50	
SPEC	Special Reversing Entry	6,473,583.12	5,788.18	
WARR	Warrants	1,097,919.04	0.00	
				-681,973.10
TPET500	ADEQ Title 5 Air Act 1281/07	-14,176,255.95		
RCPT	Receipt	0.00	5,625,508.94	
RXFR	Transfer (Regular)	289,171,981.51	285,402,840.70	
SDIS	Distribution (Special Fund)	0.00	5,359,068.84	
SPEC	Special Reversing Entry	5,584,788.16	0.00	
WARR	Warrants	1,696,867.75	0.00	
				-14,110,037.01
TPF0100	Hwy Oprs-142	-1,862,066.28		
RCPT	Receipt	0.00	182,640.00	
RXFR	Transfer (Regular)	27,914.17	4,122,888.82	
SDIS	Distribution (Special Fund)	0.00	3,480,568.63	
SPEC	Special Reversing Entry	4,122,096.58	27,914.17	
WARR	Warrants	4,035,244.81	0.00	
				-1,490,822.34
TPP0000	Performance Partner Trust	-698,923.36		
RCPT	Receipt	0.00	1,211.79	
RXFR	Transfer (Regular)	12,600,000.00	12,600,000.00	
WARR	Warrants	46,093.31	0.00	
				-654,041.84
TPR0100	Real Prop Tax Redistribution	-20,554,065.15		
RADJ	Receipt Adjustment	0.00	332,000.00	
RCPT	Receipt	0.00	4,185.30	
RXFR	Transfer (Regular)	231,722,603.41	473,482,416.41	
SDIS	Distribution (Special Fund)	0.00	220,968,685.37	
SPEC	Special Reversing Entry	473,163,680.63	227,367,331.67	
WARR	Warrants	237,187,728.26	0.00	
				-634,671.60
TPR0300	Prop Tx Relief Co	0.00		
RXFR	Transfer (Regular)	0.00	2,000,000.00	
WARR	Warrants	2,000,000.00	0.00	
				0.00
TPR0400	Prop Tx Relief City	0.00		

Fund Transaction by Type

Start Date:7/1/14 End Date:6/30/15

Fund	Fund Description	Beginning Balance		Ending Balance
Type	Type Description	Debits	Credits	
RXFR	Transfer (Regular)	0.00	2,000,000.00	
WARR	Warrants	2,000,000.00	0.00	
				0.00
TPS0000	Public School Insurance Act 7	-11,323,443.14		
RADJ	Receipt Adjustment	0.00	171.00	
RCPT	Receipt	0.00	7,691,560.38	
RXFR	Transfer (Regular)	9,000,000.00	9,000,000.00	
WARR	Warrants	7,287,072.55	0.00	
				-11,728,101.97
TPT0000	Petroleum Storage Tank Trust	-22,501,917.38		
RCPT	Receipt	0.00	43,758.26	
RXFR	Transfer (Regular)	422,345,893.78	429,305,264.09	
WARR	Warrants	6,711,707.41	0.00	
				-22,793,338.54
TPW0100	Waste Wtr Abmnt Bnds-(455)	-73,764.13		
RXFR	Transfer (Regular)	292,028.63	345,000.00	
WARR	Warrants	43,819.24	0.00	
				-82,916.26
TPW1800	ASWCC CGO 04A Series Bond	0.00		
RCPT	Receipt	0.00	618,765.00	
RXFR	Transfer (Regular)	618,765.00	0.00	
				0.00
TPW1900	ASWCC CGO 05A Bonds	0.00		
RCPT	Receipt	0.00	1,006,389.02	
RXFR	Transfer (Regular)	1,006,389.02	0.00	
				0.00
TPW2000	ASWCC CGO-05B Bonds	0.00		
RCPT	Receipt	0.00	677,568.34	
RXFR	Transfer (Regular)	674,568.34	0.00	
WARR	Warrants	3,000.00	0.00	
				0.00
TPW2100	ANRC CGO-06A Bonds	0.00		
RCPT	Receipt	0.00	398,403.36	
RXFR	Transfer (Regular)	359,319.36	0.00	
				-39,084.00
TPW2200	ANRC CGO-06B Bonds	0.00		
RCPT	Receipt	0.00	3,029,428.00	
RXFR	Transfer (Regular)	2,986,860.00	0.00	
				-42,568.00
TPW2400	ANRC-CGO 2007A Bonds(045)	0.00		
RCPT	Receipt	0.00	418,741.00	
RXFR	Transfer (Regular)	418,741.00	0.00	
				0.00
TPW2500	ANRC-CGO 2008A Bonds (045)	0.00		
RCPT	Receipt	0.00	2,982,622.25	
RXFR	Transfer (Regular)	2,959,705.25	0.00	
				-22,917.00
TPW2600	ANRC GO Bond Series 09A (045)	0.00		
RCPT	Receipt	0.00	771,175.00	
RXFR	Transfer (Regular)	771,175.00	0.00	
				0.00

Fund Transaction by Type

Start Date:7/1/14 End Date:6/30/15

Fund	Fund Description	Beginning Balance		Ending Balance
Type	Type Description	Debits	Credits	
TPW2700	GO Bond Series 2010A (0455)			0.00
RCPT	Receipt	0.00	1,375,444.00	
RXFR	Transfer (Regular)	1,375,444.00	0.00	
				0.00
TPW2800	Go Bond Series 2010B			0.00
RCPT	Receipt	0.00	139,804.00	
RXFR	Transfer (Regular)	139,804.00	0.00	
				0.00
TPW2900	Go Bond Series 2010C			0.00
RCPT	Receipt	0.00	285,805.00	
RXFR	Transfer (Regular)	285,805.00	0.00	
				0.00
TPW3000	ANRC GO RefundBonds (0455)			-224.17
RCPT	Receipt	0.00	3,642,945.18	
RXFR	Transfer (Regular)	3,592,125.11	3,550.76	
				-54,595.00
TPW3100	ANRC GO Refunding Bonds			-558,576.75
RCPT	Receipt	0.00	835,881.00	
RXFR	Transfer (Regular)	1,838,712.00	922,831.00	
WARR	Warrants	478,576.75	0.00	
				0.00
TPW3200	ANRC GO Bonds 2013 (0455)			-8,290,028.44
WARR	Warrants	6,895,574.00	0.00	
				-1,394,454.44
TPW3300	WaterWasteDisposal GO Bd (0			0.00
RCPT	Receipt	0.00	10,120,677.75	
RXFR	Transfer (Regular)	474,824.00	0.00	
WARR	Warrants	6,154,500.00	0.00	
				-3,491,353.75
TPW3400	WtrWaste GO Bds 14 B (0455)			0.00
RCPT	Receipt	0.00	29,788,004.72	
WARR	Warrants	10,000,000.00	0.00	
				-19,788,004.72
TPX0000	Waste Water Pollution Bonds			-15,307,440.49
LCRT	General Letter of Cert	0.00	14,800,000.00	
RCPT	Receipt	0.00	111,388.61	
RXFR	Transfer (Regular)	39,002,581.10	23,196,365.62	
				-14,412,613.62
TPX1800	Treas Cgo-03c Series 2004a B			-459,276.75
RXFR	Transfer (Regular)	459,276.75	0.00	
				0.00
TPX1900	Treas CGO 05A Refunding			-168,182.04
RXFR	Transfer (Regular)	168,182.04	3,874,387.50	
WARR	Warrants	76,593.75	0.00	
				-3,797,793.75
TPX2000	Treas CGO 05B Refunding			-977,059.48
RXFR	Transfer (Regular)	967,255.48	7,040,033.50	
WARR	Warrants	156,618.75	0.00	
				-6,893,218.75
TPX2100	Treasury CGO 2006A			-60,203.10

Fund Transaction by Type

Start Date:7/1/14 End Date:6/30/15

Fund	Fund Description	Beginning Balance		Ending Balance
Type	Type Description	Debits	Credits	
RXFR	Transfer (Regular)	60,203.10	2,411,200.00	
WARR	Warrants	112,225.00	0.00	
				-2,298,975.00
TPX2200	Treasury CGO 2006B	-622,507.81		
RXFR	Transfer (Regular)	2,772,417.77	2,986,860.00	
WARR	Warrants	135,225.02	0.00	
				-701,725.02
TPX2400	Treasury CGO 207A (0069)	-40,811.60		
RXFR	Transfer (Regular)	40,811.60	461,218.80	
WARR	Warrants	147,359.40	0.00	
				-313,859.40
TPX2500	Treasury CGO 2008A (0069)	-2,191,379.04		
RXFR	Transfer (Regular)	3,972,515.53	3,578,470.25	
WARR	Warrants	469,916.88	0.00	
				-1,327,416.88
TPX2600	Treasury CGO 2009A (0069)	-53,980.49		
RXFR	Transfer (Regular)	53,980.49	1,098,297.52	
WARR	Warrants	280,773.76	0.00	
				-817,523.76
TPX2700	Treasury CGO 2010A (0069)	-248,459.50		
RXFR	Transfer (Regular)	248,459.50	1,415,525.00	
WARR	Warrants	434,012.50	0.00	
				-981,512.50
TPX2800	Treas CGO Bonds 2010B (0069)	0.00		
RXFR	Transfer (Regular)	0.00	4,496,572.50	
WARR	Warrants	421,861.25	0.00	
				-4,074,711.25
TPX2900	Treas CGO Bonds 2010C (0069)	-22,527.50		
RXFR	Transfer (Regular)	22,527.50	1,095,875.00	
WARR	Warrants	82,012.50	0.00	
				-1,013,862.50
TPX3000	WaterWaste Disposal Bond (0069)	-2,430,735.86		
RXFR	Transfer (Regular)	2,430,735.86	4,211,487.50	
WARR	Warrants	355,693.75	0.00	
				-3,855,793.75
TPX3100	Water Waste Disposal Bonds0	0.00		
RXFR	Transfer (Regular)	0.00	2,677,818.78	
WARR	Warrants	725,859.39	0.00	
				-1,951,959.39
TPX3200	ANRC Var Water/Pollu Prog 0069	0.00		
RXFR	Transfer (Regular)	0.00	3,907,582.50	
WARR	Warrants	374,491.25	0.00	
				-3,533,091.25
TPX3300	Water Waste Disposal GO 2014	0.00		
RXFR	Transfer (Regular)	0.00	665,778.82	
WARR	Warrants	113,001.32	0.00	
				-552,777.50
TPX3400	WWD 2014B	0.00		
RXFR	Transfer (Regular)	0.00	3,315,879.51	
WARR	Warrants	83,091.68	0.00	

Fund Transaction by Type

Start Date:7/1/14 End Date:6/30/15

Fund	Fund Description	Beginning Balance		Ending Balance
Type	Type Description	Debits	Credits	
				-3,232,787.83
TRR0000	AR State Hwy Emp Retirement	-394,836.12		
RCPT	Receipt	0.00	110,250,000.00	
WARR	Warrants	110,055,002.52	0.00	
				-589,833.60
TRS0000	Animal Resc/Shelter 692/09	0.00		
RXFR	Transfer (Regular)	4,114.00	4,650.00	
SDIS	Distribution (Special Fund)	0.00	4,114.00	
SPEC	Special Reversing Entry	4,625.00	0.00	
				-25.00
TRS0100	Co/City Shelters 692/09	-812.27		
RXFR	Transfer (Regular)	0.00	2,879.80	
WARR	Warrants	3,116.11	0.00	
				-575.96
TRS0200	Rural Svc Shelters 692/09	-4,696.19		
RXFR	Transfer (Regular)	0.00	1,234.20	
				-5,930.39
TSA0000	AR Healthy Century Trust	-100,779,339.49		
RCPT	Receipt	0.00	781,353.46	
				-101,560,692.95
TSB0000	Tobacco Settlement Promgran	-30,867,305.18		
RCPT	Receipt	0.00	50,548,838.73	
RXFR	Transfer (Regular)	44,979,617.58	0.00	
TELL	Teller	5,889,622.27	0.00	
				-30,546,904.06
TSB0100	Tobacco Settle Prog Int (0072)	-207,087.98		
RCPT	Receipt	0.00	206,481.32	
RXFR	Transfer (Regular)	24,207,250.03	24,000,000.00	
				-206,319.27
TSC0000	AR Tobacco Settlement Comr	0.00		
RXFR	Transfer (Regular)	207,250.03	207,250.03	
				0.00
TSC0200	Tobacco Settl Comm-Oprs	-3,924,617.42		
RCPT	Receipt	0.00	151.65	
RXFR	Transfer (Regular)	107,083.45	207,250.03	
WARR	Warrants	234,355.99	0.00	
				-3,790,579.66
TSD0100	Hlth-Prev & Cessation Prg-(64)	-4,699,574.18		
RCPT	Receipt	0.00	8,274.09	
RXFR	Transfer (Regular)	14,852,367.82	22,532,800.77	
WARR	Warrants	7,566,623.93	0.00	
				-4,821,657.29
TSD0200	Tobacco Settlement Min Comr	-1,200,025.06		
RXFR	Transfer (Regular)	500,000.00	2,617,160.62	
WARR	Warrants	2,222,722.45	0.00	
				-1,094,463.23
TSE0000	Targeted State Needs Prograrr	0.00		
RXFR	Transfer (Regular)	7,129,683.81	7,129,683.81	
				0.00
TSE0100	Targeted St Needs Prg-Minorit	-721,976.66		

Fund Transaction by Type

Start Date:7/1/14 End Date:6/30/15

Fund	Fund Description	Beginning Balance		Ending Balance
Type	Type Description	Debits	Credits	
RCPT	Receipt	0.00	447.82	
RXFR	Transfer (Regular)	242,979.01	1,639,827.28	
WARR	Warrants	897,171.31	0.00	
				-1,222,101.44
TSE0201	UAMS-322 Don Reynolds Ctr-(-195,909.01		
RXFR	Transfer (Regular)	1,152.32	1,568,530.44	
WARR	Warrants	1,763,287.13	0.00	
				0.00
TSE0202	UAMS School of Public Health	0.00		
RXFR	Transfer (Regular)	2,282.67	2,352,795.66	
WARR	Warrants	2,350,512.99	0.00	
				0.00
TSE0203	UAMS-368 Area Hlth Educ Ctr-	-61,972.14		
RXFR	Transfer (Regular)	1,103.31	1,568,530.43	
WARR	Warrants	1,629,399.26	0.00	
				0.00
TSF0000	AR Biosciences Inst Prg Acct	0.00		
RXFR	Transfer (Regular)	10,288,404.48	10,288,404.48	
				0.00
TSF0100	ASU-Jonesboro AR Biosci Ins'	-305,497.22		
RXFR	Transfer (Regular)	1,239.32	2,967,175.85	
WARR	Warrants	3,271,433.75	0.00	
				0.00
TSF0200	UAF-AR Biosci Inst Prg UAF	-19,646.63		
RXFR	Transfer (Regular)	147.93	1,583,385.45	
WARR	Warrants	1,602,884.15	0.00	
				0.00
TSF0202	AR Biosci Inst Prog Acct	-156,038.85		
RXFR	Transfer (Regular)	417.93	1,583,385.45	
WARR	Warrants	1,739,006.37	0.00	
				0.00
TSF0300	UAMS AR Biosci Inst Prg	-838,873.92		
RXFR	Transfer (Regular)	1,386,073.43	4,154,457.73	
WARR	Warrants	3,607,258.22	0.00	
				0.00
TSG0000	Medicaid Expansion Program	0.00		
RXFR	Transfer (Regular)	23,447,125.16	23,447,125.16	
				0.00
TSG0100	DHS DCO Medicaid Expansion	-42,836,493.49		
RXFR	Transfer (Regular)	97,080,304.61	81,447,125.16	
				-27,203,314.04
TSI0000	State Insurance Dept Trust	-1,760,203.10		
CTAX	Claims & Taxes	801.96	801.96	
RCPT	Receipt	0.00	19,835.62	
RXFR	Transfer (Regular)	1,780,038.72	0.00	
				0.00
TSI0100	State Insurance Dept Trust	-472,788.59		
RXFR	Transfer (Regular)	246,486.03	0.00	
WARR	Warrants	99,148.80	0.00	
				-127,153.76

Fund Transaction by Type

Start Date:7/1/14 End Date:6/30/15

Fund	Fund Description	Beginning Balance		Ending Balance
Type	Type Description	Debits	Credits	
TSI4500	State Insurance Dept Trust	-53,257,926.39		
COFF	Checks Charged Off	6,317.00	0.00	
CTAX	Claims & Taxes	40,436.09	1,290.00	
LCRT	General Letter of Cert	51,130,095.36	0.00	
RADJ	Receipt Adjustment	51,813,166.62	51,173,759.31	
RCPT	Receipt	0.00	32,183,686.96	
RXFR	Transfer (Regular)	9,257,248.04	2,499,171.59	
SDIS	Distribution (Special Fund)	0.00	21,205,509.30	
SPEC	Special Reversing Entry	32,224,137.55	6,548.00	
WARR	Warrants	3,158,034.70	0.00	
				-12,698,456.19
TSR0000	AR Public Employees Retirem	-3,514,256.73		
RCPT	Receipt	0.00	82,924,000.00	
RXFR	Transfer (Regular)	3,956,498.51	6,310,241.69	
WARR	Warrants	85,506,341.64	0.00	
				-3,285,658.27
TSR0100	Capital Projects Expenditures	-65,198.63		
RCPT	Receipt	0.00	4,818,913.04	
WARR	Warrants	4,761,111.67	0.00	
				-123,000.00
TSU0000	Local Sales & Use Tax	-117,174,719.67		
RADJ	Receipt Adjustment	0.00	30.24	
RCPT	Receipt	0.00	167,630.74	
RXFR	Transfer (Regular)	4,226,081,691.25	4,223,440,991.12	
				-114,701,680.52
TSU6900	Local Sales & Use Tax-City & (-20,645.02		
RXFR	Transfer (Regular)	0.71	1,132,305,272.98	
WARR	Warrants	1,132,242,211.03	0.00	
				-83,706.26
TSW0100	Second Injury Trust	-1,527,118.89		
RCPT	Receipt	0.00	3,609.86	
RXFR	Transfer (Regular)	8,400,000.00	8,400,000.00	
WARR	Warrants	80,160.15	0.00	
				-1,450,568.60
TTG0100	Waste Tire Grant	-1,011,010.76		
COFF	Checks Charged Off	440.20	0.00	
RCPT	Receipt	0.00	5,487,375.40	
RXFR	Transfer (Regular)	6,104,979.31	4,655,421.62	
SDIS	Distribution (Special Fund)	0.00	3,995,870.08	
SPEC	Special Reversing Entry	10,069,999.58	5,656,732.17	
TELL	Teller	9,115.25	0.00	
WARR	Warrants	3,925,999.00	0.00	
				-695,876.69
TTG0200	Waste Tire Grant	-213,174.95		
RXFR	Transfer (Regular)	0.00	436,600.99	
WARR	Warrants	365,711.03	0.00	
				-284,064.91
TTG0300	Waste Tire Grant BIG	-186,629.43		
RXFR	Transfer (Regular)	38,328.28	688,631.99	
SDIS	Distribution (Special Fund)	0.00	605,651.95	
SPEC	Special Reversing Entry	687,375.08	6,799.31	

Fund Transaction by Type

Start Date:7/1/14 End Date:6/30/15

Fund	Fund Description	Beginning Balance		Ending Balance
Type	Type Description	Debits	Credits	
WARR	Warrants	658,900.00	0.00	
				-103,109.32
TTR0100	Uniform Tax Rate Trust		0.00	
RCPT	Receipt	0.00	1,083,069,892.93	
WARR	Warrants	1,083,069,892.93	0.00	
				0.00
TUC0100	Unemployment Compensation	-8,592,812.05		
RCPT	Receipt	0.00	5,821,071.77	
RXFR	Transfer (Regular)	63,000,000.00	63,000,000.00	
WARR	Warrants	6,411,890.20	0.00	
				-8,001,993.62
TUW0100	Workers' Comp Revolving	-6,768,713.83		
FORG	Forgery	0.00	269.10	
RCPT	Receipt	0.00	17,602,435.46	
RXFR	Transfer (Regular)	36,011,734.92	36,010,506.00	
WARR	Warrants	14,857,168.37	0.00	
				-9,513,021.10
TWB0000	Water Performance Bond	-16,700.00		
RCPT	Receipt	0.00	73,051.91	
				-89,751.91
TWS0100	Solid Waste Mgmt/Recycling	-4,075,441.03		
RCPT	Receipt	0.00	965,855.50	
RXFR	Transfer (Regular)	74,612,151.69	73,500,000.00	
SDIS	Distribution (Special Fund)	0.00	932,490.33	
SPEC	Special Reversing Entry	953,516.87	0.00	
WARR	Warrants	200,835.36	0.00	
				-3,707,282.94
TWS0200	Solid Waste Mgmt/Recycling	-3,571,293.85		
RCPT	Receipt	0.00	3,663,010.67	
RXFR	Transfer (Regular)	39,500,000.00	39,500,000.00	
SDIS	Distribution (Special Fund)	0.00	3,595,970.24	
SPEC	Special Reversing Entry	3,659,067.66	0.00	
WARR	Warrants	3,571,290.00	0.00	
				-3,599,917.10
TWS0300	Solid Waste Mgmt/Recycl (0930)	-8,457,219.56		
RCPT	Receipt	0.00	3,029,506.74	
RXFR	Transfer (Regular)	172,100,000.00	172,100,000.00	
SDIS	Distribution (Special Fund)	0.00	2,963,450.61	
SPEC	Special Reversing Entry	3,013,401.04	0.00	
WARR	Warrants	1,715,324.00	0.00	
				-9,721,451.87
TWT0000	DWS Training	-7,043,472.76		
RCPT	Receipt	0.00	2,495,642.95	
RXFR	Transfer (Regular)	6,030,000.00	3,530,000.00	
WARR	Warrants	1,745,970.52	0.00	
				-5,293,145.19
TYC0000	Fund Setup Error		0.00	
RXFR	Transfer (Regular)	147,000.00	147,000.00	
				0.00
TYS0000	Dept Of Human Srvs-Dys-Jaib	-1,285,324.34		
RCPT	Receipt	0.00	2,527.34	

Fund Transaction by Type

Start Date:7/1/14

End Date:6/30/15

Fund	Fund Description	Beginning Balance		Ending Balance
Type	Type Description	Debits	Credits	
RXFR	Transfer (Regular)	4,477,575.92	4,240,356.00	
				-1,050,631.76
TYS0100	DHS-DYS-JAIBG Grnt	-9,183.23		
RXFR	Transfer (Regular)	0.00	214,941.40	
WARR	Warrants	214,381.25	0.00	
				-9,743.38
TZR0000	Employment Security Adv Int	-57,563,740.94		
RCPT	Receipt	0.00	16,780,689.68	
WARR	Warrants	62,622,618.09	0.00	
				-11,721,812.53
TZS0000	Dept WorkforceServSpec19-5-	-13,037,909.23		
COFF	Checks Charged Off	180.00	0.00	
RCPT	Receipt	0.00	5,806,288.89	
RXFR	Transfer (Regular)	17,725,265.24	13,829,442.35	
WARR	Warrants	4,359,800.10	0.00	
				-10,588,395.13
TZT0101	State Forestry Trust 19-5-927	-1,736,902.88		
RADJ	Receipt Adjustment	13,221.00	13,221.00	
RCPT	Receipt	0.00	1,388,102.26	
RXFR	Transfer (Regular)	5.87	13,607.08	
SDIS	Distribution (Special Fund)	0.00	1,205,130.81	
SPEC	Special Reversing Entry	1,265,499.91	0.00	
WARR	Warrants	645,788.87	0.00	
				-2,432,448.38

Run Date: 6/30/2015
Run Time: 5:09:07PM

Money Market Activity

Start Date: 6/30/2015 End Date: 6/30/2015

Page: 1
User: 0

<u>Jnl. Entry</u>	<u>Ref #</u>	<u>Trx. Date</u>	<u>Ledger</u>	<u>Debit Amount</u>	<u>Credit Amount</u>		
<u>472 - Tobacco Program Pool</u>							
1044804	142700604	6/30/2015	472	0.02			
Totals for: 472 - Tobacco Program Pool				Count:	1	0.02	0.00
Grand Total				Count:	1	0.02	0.00

Run Date: 6/30/2015
 Run Time: 5:10:28PM

Money Market Activity

Start Date: 7/1/2014 End Date: 6/30/2015

Page: 1
 User: 0

Jnl. Entry	Ref #	Trx. Date	Ledger	Debit Amount	Credit Amount
245 - Regions Federated Obligations					
908858	142700707	7/3/2014	245		10,000,000.00
908861	142700710	7/3/2014	245		7,000,000.00
908865	142700713	7/3/2014	245		22,000,000.00
908892	142700721	7/3/2014	245		15,000,000.00
909636	142700702	7/7/2014	245	20,000,000.00	
909976	142700702	7/8/2014	245	17,000,000.00	
910804	142700702	7/10/2014	245	67,000,000.00	
911969	142700702	7/11/2014	245		62,000,000.00
912489	15270071401	7/14/2014	245		32,000,000.00
912902	15270071501	7/15/2014	245	10,000,000.00	
913321	15270071601	7/16/2014	245	35,000,000.00	
913762	15270071701	7/17/2014	245	21,000,000.00	
913766	1501042	7/17/2014	245	1,121.98	
914206	15270071801	7/18/2014	245		17,000,000.00
915352	142700704	7/21/2014	245	9,000,000.00	
915553	142700702	7/22/2014	245	35,000,000.00	
916190	15270072301	7/23/2014	245		6,000,000.00
916361	142700702	7/24/2014	245	29,000,000.00	
918051	142700702	7/25/2014	245		49,000,000.00
918316	142700708	7/28/2014	245	12,000,000.00	
918679	142700702	7/29/2014	245	18,000,000.00	
919180	142700702	7/30/2014	245	5,000,000.00	
919673	142700702	7/31/2014	245	17,000,000.00	
920133	142700702	8/1/2014	245		37,000,000.00
920985	142700702	8/4/2014	245	4,000,000.00	
921448	142700702	8/5/2014	245		9,000,000.00
921824	142700702	8/6/2014	245		10,000,000.00
922258	15270080701	8/7/2014	245	11,000,000.00	
923442	142700802	8/8/2014	245		73,000,000.00
924247	142700802	8/12/2014	245	10,000,000.00	
924709	142700802	8/13/2014	245	10,000,000.00	
925416	142700802	8/14/2014	245	56,000,000.00	
925630	1503701	8/15/2014	245	838.02	
925610	142700802	8/15/2014	245		53,000,000.00
926077	15270081809	8/18/2014	245	32,000,000.00	
926557	142700804	8/19/2014	245	20,000,000.00	
926965	142700802	8/20/2014	245	16,000,000.00	
927407	142700802	8/21/2014	245	56,000,000.00	
928773	142700802	8/22/2014	245		30,000,000.00
929251	142700802	8/25/2014	245		33,000,000.00
929643	142700802	8/26/2014	245		49,000,000.00
930062	142700802	8/27/2014	245	15,000,000.00	
930500	142700802	8/28/2014	245	20,000,000.00	
930928	142700802	8/29/2014	245		18,000,000.00
933491	142700902	9/5/2014	245		45,000,000.00
934594	142700902	9/9/2014	245	4,000,000.00	
934744	142700902	9/10/2014	245		19,000,000.00
935226	142700902	9/11/2014	245	63,000,000.00	
935662	142700902	9/12/2014	245		33,000,000.00
936149	142700902	9/15/2014	245	16,000,000.00	
936814	142700902	9/16/2014	245	47,000,000.00	
937284	142700902	9/17/2014	245	18,000,000.00	
937744	142700902	9/18/2014	245	25,000,000.00	
939298	142700902	9/19/2014	245		41,000,000.00

Run Date: 6/30/2015
 Run Time: 5:10:28PM

Money Market Activity

Start Date: 7/1/2014 End Date: 6/30/2015

Page: 2
 User: 0

Jnl. Entry	Ref #	Trx. Date	Ledger	Debit Amount	Credit Amount
939466	142700902	9/22/2014	245	29,000,000.00	
939954	1507078	9/23/2014	245	967.07	
939897	142700902	9/23/2014	245	31,000,000.00	
940353	142700902	9/24/2014	245		18,000,000.00
940805	142700902	9/25/2014	245	29,000,000.00	
941192	142700902	9/26/2014	245		16,000,000.00
941664	142700902	9/29/2014	245		50,000,000.00
942226	142700902	9/30/2014	245		5,000,000.00
942683	142701002	10/1/2014	245		27,000,000.00
943053	15270100201	10/2/2014	245	21,000,000.00	
944487	142701002	10/3/2014	245		47,000,000.00
944617	142701002	10/6/2014	245		10,000,000.00
945596	142701002	10/8/2014	245		5,000,000.00
946251	142701002	10/9/2014	245	51,000,000.00	
946778	142701002	10/10/2014	245		77,000,000.00
947879	142701002	10/15/2014	245	7,000,000.00	
948400	142701002	10/16/2014	245	68,000,000.00	
949710	142701002	10/17/2014	245		20,000,000.00
950669	142701002	10/20/2014	245	7,000,000.00	
950807	142701002	10/21/2014	245	66,000,000.00	
951209	1509696	10/21/2014	245	1,039.35	
951710	142701002	10/22/2014	245	15,000,000.00	
951860	142701002	10/23/2014	245		11,000,000.00
952698	142701002	10/24/2014	245		108,000,000.00
952868	142701002	10/27/2014	245	15,000,000.00	
953243	142701002	10/28/2014	245	15,000,000.00	
954653	142701002	10/29/2014	245	6,000,000.00	
955139	142701002	10/30/2014	245	16,000,000.00	
955474	142701002	10/31/2014	245		31,000,000.00
955985	142701002	11/3/2014	245		15,000,000.00
956354	142701002	11/4/2014	245	7,000,000.00	
956727	142701002	11/5/2014	245		6,000,000.00
957123	15270110601	11/6/2014	245	20,000,000.00	
957548	142701002	11/7/2014	245		50,000,000.00
958103	142701002	11/10/2014	245		18,000,000.00
958888	142701002	11/13/2014	245	75,000,000.00	
960419	142701002	11/14/2014	245		80,000,000.00
960614	142701002	11/17/2014	245	16,000,000.00	
961161	142701002	11/18/2014	245	42,000,000.00	
962194	142701012	11/19/2014	245	11,000,000.00	
961825	142701002	11/19/2014	245	6,000,000.00	
962233	142701002	11/20/2014	245	30,000,000.00	
962739	15270112101	11/21/2014	245	30,000,000.00	
962777	1512350	11/21/2014	245	822.71	
963271	142701002	11/24/2014	245		45,000,000.00
963796	142701102	11/25/2014	245		18,000,000.00
965337	142701103	11/26/2014	245		11,000,000.00
965686	142701201	12/1/2014	245		30,000,000.00
966025	142701201	12/2/2014	245	4,000,000.00	
966551	142701202	12/3/2014	245	7,000,000.00	
966965	142701202	12/4/2014	245	25,000,000.00	
967641	142701202	12/5/2014	245		44,000,000.00
968036	142701202	12/8/2014	245		4,000,000.00
968176	142701202	12/9/2014	245	12,000,000.00	
968680	142701202	12/10/2014	245		3,000,000.00
968842	142701213	12/10/2014	245	121,000,000.00	

Run Date: 6/30/2015
 Run Time: 5:10:28PM

Money Market Activity

Start Date: 7/1/2014 End Date: 6/30/2015

Page: 3
 User: 0

Jnl. Entry	Ref #	Trx. Date	Ledger	Debit Amount	Credit Amount
968854	142701202	12/11/2014	245	13,000,000.00	
970499	142701202	12/12/2014	245		75,000,000.00
970716	142701202	12/15/2014	245	7,000,000.00	
971207	142701202	12/16/2014	245	46,000,000.00	
971680	142701202	12/17/2014	245	19,000,000.00	
972109	142701202	12/18/2014	245	23,000,000.00	
972147	1514671	12/18/2014	245	674.95	
972571	15270121901	12/19/2014	245		56,000,000.00
973093	142701202	12/22/2014	245	31,000,000.00	
973945	142701202	12/23/2014	245	9,000,000.00	
974145	142701202	12/29/2014	245		58,000,000.00
974148	142701205	12/29/2014	245	44,000,000.00	
975386	142701202	12/30/2014	245	5,000,000.00	
975865	142701202	12/31/2014	245	24,000,000.00	
976704	142700102	1/2/2015	245		31,000,000.00
977010	142700102	1/5/2015	245	32,000,000.00	
977167	142700102	1/6/2015	245		14,000,000.00
977604	15270010702	1/7/2015	245		25,000,000.00
979164	15270010801	1/8/2015	245	57,000,000.00	
979336	142700102	1/9/2015	245		92,000,000.00
979999	142700102	1/12/2015	245	6,000,000.00	
980827	142700102	1/14/2015	245	17,000,000.00	
981073	142700102	1/15/2015	245	40,000,000.00	
981448	142700102	1/16/2015	245	5,000,000.00	
982113	142700102	1/20/2015	245	32,000,000.00	
982600	142700102	1/21/2015	245	67,000,000.00	
983246	142700102	1/22/2015	245	62,000,000.00	
984553	142700102	1/23/2015	245		72,000,000.00
985139	14270012610 Feder	1/26/2015	245	9,000,000.00	
985859	142700104	1/27/2015	245		84,000,000.00
986019	1517773	1/27/2015	245	1,093.71	
986056	14270012808 Feder	1/28/2015	245		20,000,000.00
986969	14270012904 Feder	1/29/2015	245	22,000,000.00	
987368	142700102	1/30/2015	245		25,000,000.00
987595	14270020202007 F€	2/2/2015	245	8,000,000.00	
988253	142700202	2/3/2015	245		44,000,000.00
987951	14270020302 BOA t	2/3/2015	245		67,000,000.00
988706	142700204	2/4/2015	245		53,000,000.00
989951	142700203	2/5/2015	245	16,000,000.00	
990093	142700202	2/6/2015	245		45,000,000.00
995138	1519954	2/20/2015	245	1,774.57	
995835	142700211	2/24/2015	245		7,000,000.00
996299	142700209	2/25/2015	245	20,000,000.00	
996363	142700211	2/26/2015	245		10,000,000.00
996735	142700207	2/27/2015	245	20,000,000.00	
997297	142700304	3/2/2015	245		14,000,000.00
997980	142700311	3/3/2015	245	32,000,000.00	
998542	142700309	3/4/2015	245	17,000,000.00	
999866	142700308	3/6/2015	245		34,000,000.00
1000014	142700308	3/9/2015	245	49,000,000.00	
1000679	142700310	3/10/2015	245		34,000,000.00
1001588	142700309	3/12/2015	245	45,000,000.00	
1001764	142700310	3/13/2015	245		49,000,000.00
1002209	142700309	3/16/2015	245	22,000,000.00	
1003031	142700302	3/17/2015	245	51,000,000.00	
1003592	142700302	3/18/2015	245	20,000,000.00	

Run Date: 6/30/2015
 Run Time: 5:10:28PM

Money Market Activity

Start Date: 7/1/2014 End Date: 6/30/2015

Page: 4
 User: 0

Jnl. Entry	Ref #	Trx. Date	Ledger	Debit Amount	Credit Amount	
1004919	142700309	3/19/2015	245	25,000,000.00		
1005347	142700307	3/20/2015	245		55,000,000.00	
1005863	142700309	3/23/2015	245	60,000,000.00		
1006384	142700307	3/24/2015	245	20,000,000.00		
1007043	142700310	3/25/2015	245		186,000,000.00	
1006968	1522759	3/25/2015	245	226.06		
1007529	142700312	3/26/2015	245	24,000,000.00		
1007937	142700311	3/27/2015	245		24,000,000.00	
1012715	142700411	4/9/2015	245	10,000,000.00		
1013117	142700406	4/10/2015	245		10,000,000.00	
1013883	1524454	4/14/2015	245	522.37		
1016235	142700408	4/20/2015	245		241,000.00	
1030400	1528338	5/27/2015	245	5.68		
1038279	1530100	6/15/2015	245	1.86		
Totals for:			245 - Regions Federated Obligations	Count: 180	2,509,009,088.33	2,603,241,000.00

Run Date: 6/30/2015
 Run Time: 5:10:28PM

Money Market Activity

Start Date: 7/1/2014 End Date: 6/30/2015

Page: 5
 User: 0

Jnl. Entry	Ref #	Trx. Date	Ledger	Debit Amount	Credit Amount
275 - Nations Fund					
908859	142700708	7/3/2014	275		10,000,000.00
908862	142700711	7/3/2014	275		7,000,000.00
908866	142700714	7/3/2014	275		22,000,000.00
909637	142700703	7/7/2014	275	5,000,000.00	
909977	142700703	7/8/2014	275	17,000,000.00	
910805	142700703	7/10/2014	275	67,000,000.00	
911970	142700703	7/11/2014	275		62,000,000.00
912490	15270071402	7/14/2014	275		32,000,000.00
912903	15270071502	7/15/2014	275	10,000,000.00	
913322	15270071602	7/16/2014	275	35,000,000.00	
913763	15270071702	7/17/2014	275	21,000,000.00	
913761	1501041	7/17/2014	275	1,126.22	
914207	15270071802	7/18/2014	275		17,000,000.00
915353	142700705	7/21/2014	275	9,000,000.00	
915554	142700703	7/22/2014	275	35,000,000.00	
916194	15270072302	7/23/2014	275		6,000,000.00
916362	142700703	7/24/2014	275	29,000,000.00	
918052	142700703	7/25/2014	275		49,000,000.00
918317	142700709	7/28/2014	275	12,000,000.00	
918680	142700703	7/29/2014	275	18,000,000.00	
919181	142700703	7/30/2014	275	5,000,000.00	
919674	142700703	7/31/2014	275	17,000,000.00	
920134	142700703	8/1/2014	275		37,000,000.00
920986	142700703	8/4/2014	275	4,000,000.00	
921449	142700703	8/5/2014	275		9,000,000.00
921825	142700703	8/6/2014	275		10,000,000.00
922259	15270080702	8/7/2014	275	11,000,000.00	
923443	142700803	8/8/2014	275		73,000,000.00
924248	142700803	8/12/2014	275	10,000,000.00	
924710	142700803	8/13/2014	275	10,000,000.00	
925417	142700803	8/14/2014	275	56,000,000.00	
925634	1503702	8/15/2014	275	858.79	
925611	142700803	8/15/2014	275		53,000,000.00
926078	15270081810	8/18/2014	275	32,000,000.00	
926558	142700805	8/19/2014	275	20,000,000.00	
926966	142700803	8/20/2014	275	16,000,000.00	
926967	142700803	8/20/2014	275	16,000,000.00	
927397	Back Out Journal Er	8/20/2014	275		16,000,000.00
927408	142700803	8/21/2014	275	56,000,000.00	
928774	142700803	8/22/2014	275		30,000,000.00
929252	142700803	8/25/2014	275		33,000,000.00
929644	1427008036	8/26/2014	275		49,000,000.00
930063	142700803	8/27/2014	275	15,000,000.00	
930501	142700803	8/28/2014	275	20,000,000.00	
930929	142700803	8/29/2014	275		18,000,000.00
933492	142700903	9/5/2014	275		45,000,000.00
934595	142700903	9/9/2014	275	4,000,000.00	
934746	142700903	9/10/2014	275		19,000,000.00
935227	142700903	9/11/2014	275	63,000,000.00	
935663	142700903	9/12/2014	275		33,000,000.00
936150	142700903	9/15/2014	275	16,000,000.00	
936815	142700903	9/16/2014	275	47,000,000.00	
937285	142700903	9/17/2014	275	18,000,000.00	
937745	142700903	9/18/2014	275	25,000,000.00	
939299	142700903	9/19/2014	275		41,000,000.00

Run Date: 6/30/2015
 Run Time: 5:10:28PM

Money Market Activity

Start Date: 7/1/2014 End Date: 6/30/2015

Page: 6
 User: 0

Jnl. Entry	Ref #	Trx. Date	Ledger	Debit Amount	Credit Amount
939467	142700903	9/22/2014	275	29,000,000.00	
939955	1507079	9/23/2014	275	1,445.26	
939899	142700903	9/23/2014	275	31,000,000.00	
940354	142700903	9/24/2014	275		18,000,000.00
940806	142700903	9/25/2014	275	29,000,000.00	
941193	142700903	9/26/2014	275		16,000,000.00
941665	142700903	9/29/2014	275		50,000,000.00
942227	142700903	9/30/2014	275		5,000,000.00
942684	142701003	10/1/2014	275		27,000,000.00
943054	15270100202	10/2/2014	275	21,000,000.00	
944488	142701003	10/3/2014	275		47,000,000.00
944618	142701003	10/6/2014	275		10,000,000.00
945599	142701003	10/8/2014	275		5,000,000.00
946252	142701003	10/9/2014	275	51,000,000.00	
946780	142701003	10/10/2014	275		77,000,000.00
947880	142701003	10/15/2014	275	7,000,000.00	
948401	142701003	10/16/2014	275	68,000,000.00	
949711	142701003	10/17/2014	275		20,000,000.00
950671	142701003	10/20/2014	275	7,000,000.00	
950808	142701003	10/21/2014	275	66,000,000.00	
951208	1509695	10/21/2014	275	1,208.25	
951711	142701003	10/22/2014	275	15,000,000.00	
951861	142701003	10/23/2014	275		11,000,000.00
952700	142701003	10/24/2014	275		108,000,000.00
952869	142701003	10/27/2014	275	15,000,000.00	
953244	142701003	10/28/2014	275	15,000,000.00	
954654	142701003	10/29/2014	275	6,000,000.00	
955141	142701003	10/30/2014	275	16,000,000.00	
955475	142701003	10/31/2014	275		31,000,000.00
955986	142701003	11/3/2014	275		15,000,000.00
956355	142701003	11/4/2014	275	7,000,000.00	
956728	142701003	11/5/2014	275		6,000,000.00
957125	15270110602	11/6/2014	275	20,000,000.00	
957549	142701003	11/7/2014	275		50,000,000.00
958104	142701003	11/10/2014	275		18,000,000.00
958889	142701003	11/13/2014	275	75,000,000.00	
960420	142701003	11/14/2014	275		80,000,000.00
960616	142701003	11/17/2014	275	16,000,000.00	
961162	142701003	11/18/2014	275	42,000,000.00	
961826	142701003	11/19/2014	275	6,000,000.00	
962234	142701003	11/20/2014	275	41,000,000.00	
962740	15270112102	11/21/2014	275	30,000,000.00	
962770	1512349	11/21/2014	275	827.04	
963737	142701003	11/24/2014	275		45,000,000.00
963797	1427011030	11/25/2014	275		18,000,000.00
965339	142701104	11/26/2014	275		11,000,000.00
965686	142701201	12/1/2014	275		30,000,000.00
966033	142701202	12/2/2014	275	4,000,000.00	
966553	142701203	12/3/2014	275	7,000,000.00	
966966	142701203	12/4/2014	275	25,000,000.00	
967642	142701203	12/5/2014	275		44,000,000.00
968037	142701203	12/8/2014	275		4,000,000.00
968177	142701203	12/9/2014	275	12,000,000.00	
968844	Correct Journal Entr	12/10/2014	275		3,000,000.00
968855	142701203	12/11/2014	275	134,000,000.00	
970501	142701203	12/12/2014	275		75,000,000.00

Run Date: 6/30/2015
 Run Time: 5:10:28PM

Money Market Activity

Start Date: 7/1/2014 End Date: 6/30/2015

Page: 7
 User: 0

Jnl. Entry	Ref #	Trx. Date	Ledger	Debit Amount	Credit Amount
970717	142701203	12/15/2014	275	7,000,000.00	
971208	142701203	12/16/2014	275	46,000,000.00	
971683	142701203	12/17/2014	275	19,000,000.00	
972110	142701203	12/18/2014	275	23,000,000.00	
972148	1514672	12/18/2014	275	831.58	
972572	15270121902	12/19/2014	275		56,000,000.00
973094	142701203	12/22/2014	275	31,000,000.00	
973946	142701203	12/23/2014	275	9,000,000.00	
974146	142701203	12/29/2014	275		58,000,000.00
974149	142701206	12/29/2014	275	44,000,000.00	
975387	142701203	12/30/2014	275	5,000,000.00	
975866	142701203	12/31/2014	275	24,000,000.00	
976705	142700103	1/2/2015	275		31,000,000.00
977012	142700103	1/5/2015	275	32,000,000.00	
977168	142700103	1/6/2015	275		14,000,000.00
977605	15270010703	1/7/2015	275		25,000,000.00
979165	15270010802	1/8/2015	275	57,000,000.00	
979338	142700103	1/9/2015	275		92,000,000.00
980000	142700103	1/12/2015	275	6,000,000.00	
980829	142700103	1/14/2015	275	17,000,000.00	
981074	142700103	1/15/2015	275	40,000,000.00	
981449	142700103	1/16/2015	275	5,000,000.00	
982114	142700103	1/20/2015	275	32,000,000.00	
982601	142700103	1/21/2015	275	67,000,000.00	
983248	142700103	1/22/2015	275	62,000,000.00	
984554	142700103	1/23/2015	275		72,000,000.00
985140	14270012611 Nator	1/26/2015	275	9,000,000.00	
985861	142700105	1/27/2015	275		84,000,000.00
986020	1517774	1/27/2015	275	1,064.88	
986057	14270012809 Nator	1/28/2015	275		20,000,000.00
986958	14270012903 Nator	1/29/2015	275	22,000,000.00	
987369	142700103	1/30/2015	275		25,000,000.00
987593	142700202005 Natic	2/2/2015	275	8,000,000.00	
987599	1427000202008 BO	2/2/2015	275		86,925,590.97
987915	Back Out Journal Er	2/2/2015	275	86,925,590.97	
988254	142700203	2/3/2015	275		44,000,000.00
987949	14270020301 BOA t	2/3/2015	275		67,000,000.00
988708	142700205	2/4/2015	275		53,000,000.00
989952	142700204	2/5/2015	275	16,000,000.00	
990094	142700203	2/6/2015	275		45,000,000.00
995078	1519953	2/20/2015	275	1,778.94	
996231	142700208	2/25/2015	275	13,000,000.00	
996361	142700210	2/26/2015	275		10,000,000.00
996736	142700208	2/27/2015	275	20,000,000.00	
997296	142700303	3/2/2015	275		14,000,000.00
997777	142700309	3/3/2015	275	32,000,000.00	
998234	142700308	3/4/2015	275	17,000,000.00	
999867	142700309	3/6/2015	275		34,000,000.00
1000011	142700306	3/9/2015	275	49,000,000.00	
1000678	142700309	3/10/2015	275		34,000,000.00
1001590	142700311	3/12/2015	275	45,000,000.00	
1001763	142700309	3/13/2015	275		49,000,000.00
1002202	142700308	3/16/2015	275	22,000,000.00	
1003032	142700303	3/17/2015	275	51,000,000.00	
1003596	142700303	3/18/2015	275	20,000,000.00	
1004860	142700310	3/19/2015	275	25,000,000.00	

Run Date: 6/30/2015
Run Time: 5:10:28PM

Money Market Activity

Start Date: 7/1/2014 End Date: 6/30/2015

Page: 8
User: 0

Jnl. Entry	Ref #	Trx. Date	Ledger	Debit Amount	Credit Amount	
1005346	142700308	3/20/2015	275		55,000,000.00	
1005861	142700308	3/23/2015	275	60,000,000.00		
1006382	142700306	3/24/2015	275	20,000,000.00		
1007044	142700311	3/25/2015	275		186,000,000.00	
1006967	1522758	3/25/2015	275	231.99		
1013884	1524455	4/14/2015	275	520.20		
1016234	142700407	4/20/2015	275		753,000.00	
1030401	1528339	5/27/2015	275	5.56		
1038278	1530099	6/15/2015	275	1.70		
Totals for: 275 - Nations Fund				Count: 176	2,555,935,491.38	2,650,678,590.97

Run Date: 6/30/2015
 Run Time: 5:10:28PM

Money Market Activity

Start Date: 7/1/2014 End Date: 6/30/2015

Page: 9
 User: 0

Jnl. Entry	Ref #	Trx. Date	Ledger	Debit Amount	Credit Amount
305 - Simmons Aim Funds					
908857	142700706	7/3/2014	305		10,000,000.00
908860	142700709	7/3/2014	305		7,000,000.00
908863	142700712	7/3/2014	305		22,000,000.00
909635	142700701	7/7/2014	305	5,000,000.00	
909961	142700701	7/8/2014	305	17,000,000.00	
910800	142700701	7/10/2014	305	67,000,000.00	
911968	142700701	7/11/2014	305		62,000,000.00
912491	15270070503	7/14/2014	305		32,000,000.00
912904	15270071503	7/15/2014	305	10,000,000.00	
913323	15270071603	7/16/2014	305	35,000,000.00	
913764	15270071703	7/17/2014	305	21,000,000.00	
913765	1501043	7/17/2014	305	1,104.54	
914208	15270071803	7/18/2014	305		17,000,000.00
915351	142700703	7/21/2014	305	9,000,000.00	
915529	142700701	7/22/2014	305	35,000,000.00	
916195	15270072303	7/23/2014	305		6,000,000.00
916357	142700701	7/24/2014	305	29,000,000.00	
917714	142700701	7/25/2014	305		49,000,000.00
918311	142700707	7/28/2014	305	12,000,000.00	
918671	142700701	7/29/2014	305	18,000,000.00	
919170	142700701	7/30/2014	305	5,000,000.00	
919672	142700701	7/31/2014	305	17,000,000.00	
920132	142700701	8/1/2014	305		37,000,000.00
920984	142700701	8/4/2014	305	4,000,000.00	
921447	142700701	8/5/2014	305		9,000,000.00
921818	142700701	8/6/2014	305		10,000,000.00
922260	15270080703	8/7/2014	305	11,000,000.00	
923440	142700701	8/8/2014	305		73,000,000.00
924246	142700801	8/12/2014	305	10,000,000.00	
924708	142700801	8/13/2014	305	10,000,000.00	
925187	142700801	8/14/2014	305	56,000,000.00	
925608	1503700	8/15/2014	305	840.83	
925583	142700801	8/15/2014	305		53,000,000.00
926079	15270081811	8/18/2014	305	32,000,000.00	
926556	142700803	8/19/2014	305	20,000,000.00	
926964	142700801	8/20/2014	305	16,000,000.00	
927406	142700801	8/21/2014	305	56,000,000.00	
928771	142700801	8/22/2014	305		30,000,000.00
929250	142700801	8/25/2014	305		33,000,000.00
929642	142700801	8/26/2014	305		49,000,000.00
930051	142700801	8/27/2014	305	15,000,000.00	
930482	142700801	8/28/2014	305	20,000,000.00	
930924	142700801	8/29/2014	305		18,000,000.00
933383	142700901	9/5/2014	305		45,000,000.00
934573	142700901	9/9/2014	305	4,000,000.00	
934717	142700901	9/10/2014	305		19,000,000.00
935225	142700901	9/11/2014	305	63,000,000.00	
935195	142700901	9/11/2014	305	63,000,000.00	
935591	Back Out Journal Er	9/11/2014	305		63,000,000.00
935657	142700901	9/12/2014	305		33,000,000.00
936148	142700901	9/15/2014	305	16,000,000.00	
936813	142700901	9/16/2014	305	47,000,000.00	
937266	142700901	9/17/2014	305	18,000,000.00	
937717	142700901	9/18/2014	305	25,000,000.00	
939287	142700901	9/19/2014	305		41,000,000.00

Run Date: 6/30/2015
 Run Time: 5:10:28PM

Money Market Activity

Page: 10
 User: 0

Start Date: 7/1/2014 End Date: 6/30/2015

Jnl. Entry	Ref #	Trx. Date	Ledger	Debit Amount	Credit Amount
939445	142700901	9/22/2014	305	29,000,000.00	
939953	1507077	9/23/2014	305	950.99	
939896	142700901	9/23/2014	305	31,000,000.00	
940347	142700901	9/24/2014	305		18,000,000.00
940781	142700901	9/25/2014	305	29,000,000.00	
941188	142700901	9/26/2014	305		16,000,000.00
941663	142700901	9/29/2014	305		50,000,000.00
942225	142700901	9/30/2014	305		5,000,000.00
942680	142701001	10/1/2014	305		27,000,000.00
943055	15270100203	10/2/2014	305	21,000,000.00	
944486	142701001	10/3/2014	305		47,000,000.00
944616	142701001	10/6/2014	305		10,000,000.00
945356	142701001	10/8/2014	305		5,000,000.00
945899	142701001	10/9/2014	305	51,000,000.00	
946419	142701001	10/10/2014	305		77,000,000.00
947878	142701001	10/15/2014	305	7,000,000.00	
948394	142701001	10/16/2014	305	68,000,000.00	
949698	142701001	10/17/2014	305		20,000,000.00
950196	142701001	10/20/2014	305	7,000,000.00	
950792	142701001	10/21/2014	305	66,000,000.00	
951210	1509697	10/21/2014	305	1,023.00	
951707	142701001	10/22/2014	305	15,000,000.00	
951857	142701001	10/23/2014	305		11,000,000.00
952403	142701003	10/24/2014	305		108,000,000.00
952864	142701001	10/27/2014	305	15,000,000.00	
953234	142701001	10/28/2014	305	15,000,000.00	
953587	142701001	10/29/2014	305	6,000,000.00	
955137	142701001	10/30/2014	305	16,000,000.00	
955458	142701001	10/31/2014	305		31,000,000.00
955980	142701001	11/3/2014	305		15,000,000.00
956352	142701001	11/4/2014	305	7,000,000.00	
956711	142701001	11/5/2014	305		6,000,000.00
957126	15270110603	11/6/2014	305	20,000,000.00	
957520	142701001	11/7/2014	305		50,000,000.00
958080	142701001	11/10/2014	305		18,000,000.00
958874	142701001	11/13/2014	305	75,000,000.00	
958931	142701001	11/14/2014	305		80,000,000.00
960610	142701001	11/17/2014	305	16,000,000.00	
961156	142701001	11/18/2014	305	42,000,000.00	
961821	142701001	11/19/2014	305	6,000,000.00	
961848	142701011	11/19/2014	305	11,000,000.00	
962226	142701001	11/20/2014	305	30,000,000.00	
962741	15270112103	11/21/2014	305	30,000,000.00	
962780	1512351	11/21/2014	305	809.51	
963262	142701001	11/24/2014	305		45,000,000.00
963759	142701101	11/25/2014	305		18,000,000.00
965336	142701102	11/26/2014	305		11,000,000.00
965688	142701203	12/1/2014	305		22,000,000.00
966546	142701201	12/3/2014	305	3,000,000.00	
966957	142701201	12/4/2014	305	25,000,000.00	
967379	142701201	12/5/2014	305		44,000,000.00
968035	142701201	12/8/2014	305		4,000,000.00
968175	142701201	12/9/2014	305	12,000,000.00	
968606	142701201	12/10/2014	305		3,000,000.00
968828	142701212	12/10/2014	305	121,000,000.00	
968852	142701201	12/11/2014	305	13,000,000.00	

Run Date: 6/30/2015
 Run Time: 5:10:28PM

Money Market Activity

Start Date: 7/1/2014 End Date: 6/30/2015

Page: 11
 User: 0

Jnl. Entry	Ref #	Trx. Date	Ledger	Debit Amount	Credit Amount
970493	142701201	12/12/2014	305		75,000,000.00
970713	142701201	12/15/2014	305	7,000,000.00	
971204	142701201	12/16/2014	305	46,000,000.00	
971667	142701201	12/17/2014	305	19,000,000.00	
972108	142701201	12/18/2014	305	23,000,000.00	
972145	1514670	12/18/2014	305	661.47	
972573	15270121903	12/19/2014	305		56,000,000.00
973089	142701201	12/22/2014	305	31,000,000.00	
973649	142701201	12/23/2014	305	9,000,000.00	
974124	142701201	12/29/2014	305		58,000,000.00
974147	142701204	12/29/2014	305	44,000,000.00	
975383	142701201	12/30/2014	305	5,000,000.00	
975852	142701201	12/31/2014	305	24,000,000.00	
976465	142700101	1/2/2015	305		31,000,000.00
976774	142700101	1/5/2015	305	32,000,000.00	
977149	142700101	1/6/2015	305		14,000,000.00
977606	15270010704	1/7/2015	305		25,000,000.00
979166	15270010803	1/8/2015	305	57,000,000.00	
979322	142700101	1/9/2015	305		92,000,000.00
979931	142700101	1/12/2015	305	6,000,000.00	
980825	142700101	1/14/2015	305	17,000,000.00	
981072	142700101	1/15/2015	305	40,000,000.00	
981446	142700101	1/16/2015	305	5,000,000.00	
982112	142700101	1/20/2015	305	32,000,000.00	
982583	142700101	1/21/2015	305	67,000,000.00	
983245	142700101	1/22/2015	305	62,000,000.00	
984523	142700101	1/23/2015	305		72,000,000.00
985138	14270012609 Aim	1/26/2015	305	9,000,000.00	
985857	142700103	1/27/2015	305		84,000,000.00
986018	1517772	1/27/2015	305	1,079.78	
986058	14270012810 Aim	1/28/2015	305		20,000,000.00
986972	14270012909 AIM	1/29/2015	305	22,000,000.00	
987367	12700101	1/30/2015	305		25,000,000.00
987594	142700202006 Aim	2/2/2015	305	8,000,000.00	
987917	Correct Journal Entr	2/2/2015	305		87,000,000.00
987902	142700020200012	2/2/2015	305	87,000,000.00	
987934	142700201	2/3/2015	305		44,000,000.00
987952	14270020303 BOA t	2/3/2015	305		67,000,000.00
988700	142700203	2/4/2015	305		53,000,000.00
988809	142700202	2/5/2015	305	16,000,000.00	
990077	142700201	2/6/2015	305		45,000,000.00
992699	142700209	2/17/2015	305		7,000,000.00
993103	142700212	2/17/2015	305	40,000,000.00	
993392	142700211	2/18/2015	305		40,000,000.00
995139	1519955	2/20/2015	305	1,747.49	
996249	142700207	2/25/2015	305	20,000,000.00	
996360	142700209	2/26/2015	305		10,000,000.00
996734	142700206	2/27/2015	305	20,000,000.00	
997295	142700302	3/2/2015	305		14,000,000.00
997780	142700310	3/3/2015	305	32,000,000.00	
998543	142700310	3/4/2015	305	17,000,000.00	
999868	142700310	3/6/2015	305		34,000,000.00
1000012	142700307	3/9/2015	305	49,000,000.00	
1000680	142700311	3/10/2015	305		34,000,000.00
1001589	142700310	3/12/2015	305	45,000,000.00	
1001701	142700308	3/13/2015	305		49,000,000.00

Run Date: 6/30/2015
 Run Time: 5:10:28PM

Money Market Activity

Start Date: 7/1/2014 End Date: 6/30/2015

Page: 12
 User: 0

Jnl. Entry	Ref #	Trx. Date	Ledger	Debit Amount	Credit Amount	
1002210	142700310	3/16/2015	305	22,000,000.00		
1002898	142700301	3/17/2015	305	51,000,000.00		
1003590	142700301	3/18/2015	305	20,000,000.00		
1003699	142700313	3/18/2015	305	8,000,000.00		
1004911	142700308	3/19/2015	305	17,000,000.00		
1005344	142700309	3/20/2015	305		55,000,000.00	
1005860	142700307	3/23/2015	305	60,000,000.00		
1006385	142700308	3/24/2015	305	20,000,000.00		
1007045	142700312	3/25/2015	305		186,000,000.00	
1006969	1522760	3/25/2015	305	219.32		
1007527	142700311	3/26/2015	305	24,000,000.00		
1007936	142700310	3/27/2015	305		24,000,000.00	
1012709	142700412	4/9/2015	305	10,000,000.00		
1013119	142700407	4/10/2015	305		10,000,000.00	
1013882	1524453	4/14/2015	305	515.75		
1016236	142700409	4/20/2015	305		88,000.00	
1030399	1528337	5/27/2015	305	4.77		
1038280	1530101	6/15/2015	305	3.93		
Totals for:			305 - Simmons Aim Funds	Count: 185	2,676,008,961.38	2,770,088,000.00

Run Date: 6/30/2015
 Run Time: 5:10:28PM

Money Market Activity

Start Date: 7/1/2014 End Date: 6/30/2015

Page: 13
 User: 0

Jnl. Entry	Ref #	Trx. Date	Ledger	Debit Amount	Credit Amount	
<u>470 - Money Management Trust Fund</u>						
913767	1501044	7/17/2014	470	156.89		
925631	1503699	8/15/2014	470	149.31		
939952	1507076	9/23/2014	470	11,348.20		
951211	1509698	10/21/2014	470	17,714.87		
962768	1512352	11/21/2014	470	32,461.11		
972144	1514669	12/18/2014	470	18,056.77		
986017	1517771	1/27/2015	470	6,475.78		
995141	1519956	2/20/2015	470	141.85		
1006970	1522761	3/25/2015	470	5,425.42		
1009414	142700306	4/1/2015	470		45,000,000.00	
1013881	1524452	4/14/2015	470	30,868.35		
1030398	1528336	5/27/2015	470	1,273.39		
1038281	1530102	6/15/2015	470	2,704.80		
Totals for:			470 - Money Management Trust Fund	Count: 13	126,776.74	45,000,000.00

Run Date: 6/30/2015
 Run Time: 5:10:28PM

Money Market Activity

Start Date: 7/1/2014 End Date: 6/30/2015

Page: 14
 User: 0

Jnl. Entry	Ref #	Trx. Date	Ledger	Debit Amount	Credit Amount	
472 - Tobacco Program Pool						
909978	142700704	7/8/2014	472		3,572,237.93	
909968	1500131	7/8/2014	472	162.05		
913807	15270071704	7/17/2014	472		10,000,000.00	
914230	15270071808	7/18/2014	472		22,000,000.00	
915557	142700705	7/22/2014	472		635,858.05	
916202	15270072307	7/23/2014	472	10,000,000.00		
916363	142700703	7/24/2014	472		20,458,470.65	
918689	142700708	7/29/2014	472		445,770.66	
921435	142700706	8/4/2014	472		356,200.61	
925627	1503697	8/15/2014	472	275.31		
926971	1427010806	8/20/2014	472		1,222,524.93	
929255	142700806	8/25/2014	472		564,840.80	
932259	142700902	9/4/2014	472		1,650,511.52	
939895	1507074	9/23/2014	472	55.99		
940358	142700907	9/24/2014	472		1,099,224.53	
950688	142701009	10/20/2014	472	10,007,397.26		
951213	1509700	10/21/2014	472	15.81		
953248	142701006	10/28/2014	472	2,182,336.79		
957133	15270110604	11/6/2014	472	4,940,781.19		
960452	142701008	11/14/2014	472		350,334.47	
960455	142701009	11/14/2014	472	12,011,736.98		
961165	142701006	11/18/2014	472		12,000,000.00	
962779	1512354	11/21/2014	472	39.17		
970720	142701206	12/15/2014	472		6,015,026.50	
972135	1514667	12/18/2014	472	197.66		
977018	142700108	1/5/2015	472		1,687,194.76	
981078	142700107	1/15/2015	472		879,886.49	
986014	1517769	1/27/2015	472	118.49		
990860	142700202	2/10/2015	472		2,945,596.43	
995143	1519958	2/20/2015	472	78.84		
996729	142700201	2/27/2015	472	12,009,073.96		
1002189	142700302	3/16/2015	472		10,000,000.00	
1003654	142700307	3/18/2015	472	1,151,198.98		
1006972	1522763	3/25/2015	472	57.73		
1013879	1524450	4/14/2015	472	111.17		
1014061	142700403	4/15/2015	472		2,828,983.54	
1015620	142700403	4/16/2015	472	34,816,018.77		
1016233	142700403	4/20/2015	472	15,732,819.96		
1018895	142700409	4/27/2015	472		5,889,622.27	
1021140	142700411	4/30/2015	472		17,981,100.00	
1022018	142700507	5/4/2015	472	17.12		
1030396	1528334	5/27/2015	472	239.73		
1033740	142700601	6/4/2015	472		15,661,000.95	
1038283	1530104	6/15/2015	472	278.01		
1041395	142700604	6/24/2015	472		3,585,898.35	
1044595	142700603	6/29/2015	472	18,000,000.00		
1044804	142700604	6/30/2015	472	0.02		
Totals for:	472 - Tobacco Program Pool		Count:	47	120,853,010.99	141,830,283.44

Run Date: 6/30/2015
 Run Time: 5:10:28PM

Money Market Activity

Start Date: 7/1/2014 End Date: 6/30/2015

Page: 15
 User: 0

Jnl. Entry	Ref #	Trx. Date	Ledger	Debit Amount	Credit Amount
473 - Healthy Century Trust Pool					
913768	1501045	7/17/2014	473	6.59	
925628	1503698	8/15/2014	473	0.04	
939491	142700912	9/22/2014	473	39,375.00	
939951	1507075	9/23/2014	473	0.05	
941669	142700910	9/29/2014	473	101,700.00	
950689	142701010	10/20/2014	473	87,500.00	
951212	1509699	10/21/2014	473	0.20	
958114	142701013	11/10/2014	473	25,093,750.00	
962776	1512353	11/21/2014	473	1.52	
972143	1514668	12/18/2014	473	193.79	
974165	142701218	12/29/2014	473	93,750.00	
974157	142701211	12/29/2014	473		25,000,000.00
986016	1517770	1/27/2015	473	174.10	
995142	1519957	2/20/2015	473	3.57	
1005349	142700310	3/20/2015	473	39,375.00	
1006971	1522762	3/25/2015	473	3.23	
1007863	142700327	3/27/2015	473	101,700.00	
1013880	1524451	4/14/2015	473	3.84	
1016288	142700411	4/20/2015	473	25,087,500.00	
1024520	142700507	5/12/2015	473		24,952,291.66
1030397	1528335	5/27/2015	473	80.23	
1038282	1530103	6/15/2015	473	81.13	
1041134	142700605	6/23/2015	473	100,000.00	
1043960	142700603	6/26/2015	473		795,013.70
1044597	142700604	6/29/2015	473	125,000.00	
Totals for:	473 - Healthy Century Trust Pool			Count: 25	50,870,198.29
	Grand Total			Count: 626	7,912,803,527.11
					8,261,585,179.77

Return on Investment - Detail - AST

Between: June 1, 2015 and July 1, 2015

Printed: June 30, 2015 2:59 pm

Cash Flow Date	Transaction Description	Orig Curr Balance	Local Currency Equivalent ()						
			Principal Movement	Days	Yield	Adj Yield	Premium/ (Discount)	Interest	Total Cost
Arkansas State Treasury									
Cert of Indebtedness - AR Cap Corp Invest									
158727 - Arkansas Capital Corporation - Tran Type: CI ACC, Start: December 16, 2005, Maturity: December 16, 2015									
6/1/15	Opening Balance	-4,000,000.00	(4,000,000.00)	15	0.40	0.400	0.00	(7,320.55)	(7,320.55)
6/16/15	Invest - Term Rate Renegotiation	-4,000,000.00	0.00	15	0.40	0.400	0.00	0.00	0.00
6/16/15	Invest - Term Interest Receipt	-4,000,000.00	0.00	0	0.40	0.400	0.00	7,978.08	7,978.08
7/1/15	Closing Balance	-4,000,000.00	(4,000,000.00)	0	0.40	0.400	0.00	657.53	657.53
						0.400	0.00	1,315.06	1,315.06
236190 - Arkansas Capital Corporation - Tran Type: CI ACC, Start: November 17, 2008, Maturity: November 16, 2018									
6/1/15	Opening Balance	-26,878,000.00	(26,878,000.00)	30	0.75	0.750	0.00	(7,732.03)	(7,732.03)
7/1/15	Closing Balance	-26,878,000.00	(26,878,000.00)	0	0.75	0.750	0.00	24,300.66	24,300.66
						0.750	0.00	16,568.63	16,568.63
413573 - Arkansas Capital Corporation - Tran Type: CI ACC, Start: May 11, 2012, Maturity: May 10, 2022									
6/1/15	Opening Balance	-3,000,000.00	(3,000,000.00)	29	0.75	0.750	0.00	(1,294.52)	(1,294.52)
6/30/15	Invest - Term Rate Renegotiation	-3,000,000.00	0.00	1	0.00	0.000	0.00	0.00	0.00
7/1/15	Closing Balance	-3,000,000.00	(3,000,000.00)	0	0.75	0.750	0.00	3,082.19	3,082.19
						0.725	0.00	1,787.67	1,787.67
438686 - Arkansas Capital Corporation - Tran Type: CI ACC, Start: August 1, 2012, Maturity: August 1, 2022									
6/1/15	Opening Balance	-7,700,000.00	(7,700,000.00)	29	0.75	0.750	0.00	(18,828.08)	(18,828.08)
6/30/15	Invest - Term Rate Renegotiation	-7,700,000.00	0.00	1	0.00	0.000	0.00	0.00	0.00
7/1/15	Closing Balance	-7,700,000.00	(7,700,000.00)	0	0.75	0.750	0.00	23,416.43	23,416.43
						0.725	0.00	4,588.35	4,588.35
Cert of Indebtedness - AR Cap Corp									
						0.710	0.00	24,259.71	24,259.71
Certificates of Deposit Invest									
552492 - Merchants & Planters Bank Clarendon - Tran Type: CD, Start: March 4, 2015, Maturity: June 26, 2015									
6/1/15	Opening Balance	-1,000,000.00	(1,000,000.00)	25	0.30	0.300	0.00	(731.51)	(731.51)
6/26/15	Invest - Term Interest Receipt	0.00	0.00	0	0.30	0.300	0.00	936.99	936.99
6/26/15	Invest - Term Maturity	0.00	1,000,000.00	0	0.30	0.300	0.00	0.00	0.00
7/1/15	Closing Balance	0.00	0.00	0	0.00	0.000	0.00	0.00	0.00
						0.300	0.00	205.48	205.48
552493 - Centennial Bank Conway - Tran Type: CD, Start: March 4, 2015, Maturity: June 26, 2015									
6/1/15	Opening Balance	-4,000,000.00	(4,000,000.00)	25	0.30	0.300	0.00	(2,926.03)	(2,926.03)
6/26/15	Invest - Term Interest Receipt	0.00	0.00	0	0.30	0.300	0.00	3,747.95	3,747.95

Return on Investment - Detail - AST

Between: June 1, 2015 and July 1, 2015

Printed: June 30, 2015 2:59 pm

Cash Flow Date	Transaction Description	Orig Curr Balance	Local Currency Equivalent ()							
			Principal Movement	Days	Yield	Adj Yield	Premium/ (Discount)	Interest	Total Cost	
Arkansas State Treasury (Con't)										
Certificates of Deposit Invest (Con't)										
552493 - Centennial Bank Conway - Tran Type: CD, Start: March 4, 2015, Maturity: June 26, 2015										
6/26/15	Invest - Term Maturity	0.00	4,000,000.00	0	0.30	0.300	0.00	0.00	0.00	0.00
7/1/15	Closing Balance	0.00	0.00	0	0.00	0.000	0.00	0.00	0.00	0.00
						0.300	0.00	821.92	821.92	
552494 - Pinnacle Bank Rogers - Tran Type: CD, Start: March 4, 2015, Maturity: June 26, 2015										
6/1/15	Opening Balance	-1,000,000.00	(1,000,000.00)	25	0.30	0.300	0.00	(731.51)	(731.51)	
6/26/15	Invest - Term Interest Receipt	0.00	0.00	0	0.30	0.300	0.00	936.99	936.99	
6/26/15	Invest - Term Maturity	0.00	1,000,000.00	0	0.30	0.300	0.00	0.00	0.00	
7/1/15	Closing Balance	0.00	0.00	0	0.00	0.000	0.00	0.00	0.00	
						0.300	0.00	205.48	205.48	
552495 - Helena National Bank - Tran Type: CD, Start: March 4, 2015, Maturity: June 26, 2015										
6/1/15	Opening Balance	-4,000,000.00	(4,000,000.00)	25	0.30	0.300	0.00	(2,926.03)	(2,926.03)	
6/26/15	Invest - Term Interest Receipt	0.00	0.00	0	0.30	0.300	0.00	3,747.95	3,747.95	
6/26/15	Invest - Term Maturity	0.00	4,000,000.00	0	0.30	0.300	0.00	0.00	0.00	
7/1/15	Closing Balance	0.00	0.00	0	0.00	0.000	0.00	0.00	0.00	
						0.300	0.00	821.92	821.92	
569137 - Helena National Bank - Tran Type: CD, Start: June 26, 2015, Maturity: September 24, 2015										
6/1/15	Opening Balance	-4,000,000.00	(4,000,000.00)	25	0.30	0.300	0.00	0.00	0.00	
6/26/15	Invest - Term Deposit New	-4,000,000.00	(4,000,000.00)	5	0.30	0.300	0.00	0.00	0.00	
7/1/15	Closing Balance	-4,000,000.00	(4,000,000.00)	0	0.30	0.300	0.00	164.38	164.38	
						0.300	0.00	164.38	164.38	
569138 - Central Bank Little Rock AR - Tran Type: CD, Start: June 26, 2015, Maturity: September 24, 2015										
6/1/15	Opening Balance	-1,000,000.00	(1,000,000.00)	25	0.30	0.300	0.00	0.00	0.00	
6/26/15	Invest - Term Deposit New	-1,000,000.00	(1,000,000.00)	5	0.30	0.300	0.00	0.00	0.00	
7/1/15	Closing Balance	-1,000,000.00	(1,000,000.00)	0	0.30	0.300	0.00	41.10	41.10	
						0.300	0.00	41.10	41.10	
569139 - The Farmers and Merchants Bank Stuttgart - Tran Type: CD, Start: June 26, 2015, Maturity: September 24, 2015										
6/1/15	Opening Balance	-4,009,369.88	(4,009,369.88)	25	0.30	0.300	0.00	0.00	0.00	
6/26/15	Invest - Term Deposit New	-4,009,369.88	(4,009,369.88)	5	0.30	0.300	0.00	0.00	0.00	
7/1/15	Closing Balance	-4,009,369.88	(4,009,369.88)	0	0.30	0.300	0.00	164.77	164.77	
						0.300	0.00	164.77	164.77	
569140 - Pinnacle Bank Rogers - Tran Type: CD, Start: June 26, 2015, Maturity: September 24, 2015										

Return on Investment - Detail - AST

Between: June 1, 2015 and July 1, 2015

Printed: June 30, 2015 2:59 pm

Cash Flow Date	Transaction Description	Orig Curr Balance	Local Currency Equivalent ()						
			Principal Movement	Days	Yield	Adj Yield	Premium/ (Discount)	Interest	Total Cost
Arkansas State Treasury (Con't)									
Certificates of Deposit Invest (Con't)									
569140 - Pinnacle Bank Rogers - Tran Type: CD, Start: June 26, 2015, Maturity: September 24, 2015									
6/1/15	Opening Balance	-1,000,000.00	(1,000,000.00)	25	0.30	0.300	0.00	0.00	0.00
6/26/15	Invest - Term Deposit New	-1,000,000.00	(1,000,000.00)	5	0.30	0.300	0.00	0.00	0.00
7/1/15	Closing Balance	-1,000,000.00	(1,000,000.00)	0	0.30	0.300	0.00	41.10	41.10
						0.300	0.00	41.10	41.10
						0.300	0.00	2,466.15	2,466.15
Certificates of Deposit									
Commercial Paper Disc Note Invest									
551127 - Commercial Paper - Tran Type: COMM PAPER, Start: February 19, 2015, Maturity: June 24, 2015									
6/1/15	Opening Balance	-40,000,000.00	(40,000,000.00)	23	0.59	0.594	(66,234.41)	0.00	(66,234.41)
6/24/15	MMkt - Bill Maturity	0.00	40,000,000.00	0	0.59	0.594	81,200.00	0.00	81,200.00
7/1/15	Closing Balance	0.00	0.00	0	0.59	0.594	0.00	0.00	0.00
						0.594	14,965.59	0.00	14,965.59
559110 - Commercial Paper - Tran Type: COMM PAPER, Start: April 16, 2015, Maturity: June 9, 2015									
6/1/15	Opening Balance	-16,732,000.00	(16,732,000.00)	8	0.60	0.610	(12,826.16)	0.00	(12,826.16)
6/9/15	MMkt - Bill Maturity	0.00	16,732,000.00	0	0.60	0.601	15,058.79	0.00	15,058.79
7/1/15	Closing Balance	0.00	0.00	0	0.60	0.601	0.00	0.00	0.00
						0.610	2,232.63	0.00	2,232.63
559111 - Commercial Paper - Tran Type: COMM PAPER, Start: April 16, 2015, Maturity: June 19, 2015									
6/1/15	Opening Balance	-34,272,000.00	(34,272,000.00)	18	0.55	0.559	(24,078.97)	0.00	(24,078.97)
6/19/15	MMkt - Bill Maturity	0.00	34,272,000.00	0	0.55	0.551	33,510.40	0.00	33,510.40
7/1/15	Closing Balance	0.00	0.00	0	0.55	0.551	0.00	0.00	0.00
						0.559	9,431.43	0.00	9,431.43
559565 - Commercial Paper - Tran Type: COMM PAPER, Start: April 20, 2015, Maturity: June 25, 2015									
6/1/15	Opening Balance	-50,000,000.00	(50,000,000.00)	24	0.72	0.732	(41,979.82)	0.00	(41,979.82)
6/25/15	MMkt - Bill Maturity	0.00	50,000,000.00	0	0.72	0.721	66,000.00	0.00	66,000.00
7/1/15	Closing Balance	0.00	0.00	0	0.72	0.721	0.00	0.00	0.00
						0.732	24,020.18	0.00	24,020.18
560795 - Commercial Paper - Tran Type: COMM PAPER, Start: April 28, 2015, Maturity: June 22, 2015									
6/1/15	Opening Balance	-4,534,000.00	(4,534,000.00)	21	0.59	0.599	(2,525.58)	0.00	(2,525.58)
6/22/15	MMkt - Bill Maturity	0.00	4,534,000.00	0	0.59	0.591	4,086.90	0.00	4,086.90
7/1/15	Closing Balance	0.00	0.00	0	0.59	0.591	0.00	0.00	0.00

Return on Investment - Detail - AST

Between: June 1, 2015 and July 1, 2015

Printed: June 30, 2015 2:59 pm

Cash Flow Date	Transaction Description	Orig Curr Balance	Local Currency Equivalent ()							
			Principal Movement	Days	Yield	Adj Yield	Premium/ (Discount)	Interest	Total Cost	
Arkansas State Treasury (Con't)										
Commercial Paper Disc Note Invest (Con't)										
							0.599	1,561.32	0.00	1,561.32
560798 - Commercial Paper - Tran Type: COMM PAPER, Start: April 16, 2015, Maturity: June 8, 2015										
6/1/15	Opening Balance	-5,000,000.00	(5,000,000.00)	7	0.60	0.610	(3,832.89)	0.00	(3,832.89)	
6/8/15	MMkt - Bill Maturity	0.00	5,000,000.00	0	0.60	0.601	4,416.66	0.00	4,416.66	
7/1/15	Closing Balance	0.00	0.00	0	0.60	0.601	0.00	0.00	0.00	
							0.610	583.77	0.00	583.77
561001 - JP Morgan Chase - Tran Type: COMM PAPER, Start: April 29, 2015, Maturity: July 31, 2015										
6/1/15	Opening Balance	-50,000,000.00	(50,000,000.00)	30	0.72	0.732	(32,960.35)	0.00	(32,960.35)	
7/1/15	Closing Balance	-50,000,000.00	(50,000,000.00)	0	0.72	0.732	62,962.14	0.00	62,962.14	
							0.732	30,001.79	0.00	30,001.79
561545 - BOA Securities, LLC MM - Tran Type: COMM PAPER, Start: May 4, 2015, Maturity: July 6, 2015										
6/1/15	Opening Balance	-20,000,000.00	(20,000,000.00)	30	0.71	0.722	(11,036.82)	0.00	(11,036.82)	
7/1/15	Closing Balance	-20,000,000.00	(20,000,000.00)	0	0.71	0.722	22,875.52	0.00	22,875.52	
							0.722	11,838.70	0.00	11,838.70
562143 - JP Morgan Chase - Tran Type: COMM PAPER, Start: May 6, 2015, Maturity: July 1, 2015										
6/1/15	Opening Balance	-20,000,000.00	(20,000,000.00)	30	0.71	0.722	(10,249.49)	0.00	(10,249.49)	
7/1/15	Closing Balance	-20,000,000.00	(20,000,000.00)	0	0.71	0.722	22,088.89	0.00	22,088.89	
							0.722	11,839.40	0.00	11,839.40
562144 - Commercial Paper - Tran Type: COMM PAPER, Start: May 6, 2015, Maturity: June 8, 2015										
6/1/15	Opening Balance	-8,000,000.00	(8,000,000.00)	7	0.63	0.640	(3,639.55)	0.00	(3,639.55)	
6/8/15	MMkt - Bill Maturity	0.00	8,000,000.00	0	0.63	0.630	4,620.00	0.00	4,620.00	
7/1/15	Closing Balance	0.00	0.00	0	0.63	0.630	0.00	0.00	0.00	
							0.640	980.45	0.00	980.45
562360 - JP Morgan Chase - Tran Type: COMM PAPER, Start: May 7, 2015, Maturity: August 14, 2015										
6/1/15	Opening Balance	-60,000,000.00	(60,000,000.00)	30	0.73	0.742	(30,371.05)	0.00	(30,371.05)	
7/1/15	Closing Balance	-60,000,000.00	(60,000,000.00)	0	0.73	0.742	66,856.93	0.00	66,856.93	
							0.742	36,485.88	0.00	36,485.88
563529 - Suntrust Capital Markets - Tran Type: COMM PAPER, Start: May 12, 2015, Maturity: July 1, 2015										
6/1/15	Opening Balance	-75,000,000.00	(75,000,000.00)	30	0.52	0.528	(21,657.02)	0.00	(21,657.02)	
7/1/15	Closing Balance	-75,000,000.00	(75,000,000.00)	0	0.52	0.528	54,166.67	0.00	54,166.67	
							0.528	32,509.65	0.00	32,509.65

Return on Investment - Detail - AST

Between: June 1, 2015 and July 1, 2015

Printed: June 30, 2015 2:59 pm

Cash Flow Date	Transaction Description	Orig Curr Balance	Local Currency Equivalent ()						
			Principal Movement	Days	Yield	Adj Yield	Premium/ (Discount)	Interest	Total Cost
Arkansas State Treasury (Con't)									
Commercial Paper Disc Note Invest (Con't)									
563700 - Commercial Paper - Tran Type: COMM PAPER, Start: May 12, 2015, Maturity: June 19, 2015									
6/1/15	Opening Balance	-50,000,000.00	(50,000,000.00)	18	0.43	0.437	(11,941.88)	0.00	(11,941.88)
6/19/15	MMkt - Bill Maturity	0.00	50,000,000.00	0	0.43	0.430	22,694.43	0.00	22,694.43
7/1/15	Closing Balance	0.00	0.00	0	0.43	0.430	0.00	0.00	0.00
						0.437	10,752.55	0.00	10,752.55
563703 - JP Morgan Chase - Tran Type: COMM PAPER, Start: May 12, 2015, Maturity: August 14, 2015									
6/1/15	Opening Balance	-20,000,000.00	(20,000,000.00)	30	0.75	0.763	(8,320.47)	0.00	(8,320.47)
7/1/15	Closing Balance	-20,000,000.00	(20,000,000.00)	0	0.75	0.763	20,814.21	0.00	20,814.21
						0.763	12,493.74	0.00	12,493.74
563705 - Commercial Paper - Tran Type: COMM PAPER, Start: May 12, 2015, Maturity: June 11, 2015									
6/1/15	Opening Balance	-7,500,000.00	(7,500,000.00)	10	0.56	0.569	(2,332.97)	0.00	(2,332.97)
6/11/15	MMkt - Bill Maturity	0.00	7,500,000.00	0	0.56	0.560	3,500.00	0.00	3,500.00
7/1/15	Closing Balance	0.00	0.00	0	0.56	0.560	0.00	0.00	0.00
						0.569	1,167.03	0.00	1,167.03
563706 - Commercial Paper - Tran Type: COMM PAPER, Start: May 12, 2015, Maturity: June 30, 2015									
6/1/15	Opening Balance	-3,196,000.00	(3,196,000.00)	29	0.65	0.660	(1,153.50)	0.00	(1,153.50)
6/30/15	MMkt - Bill Maturity	0.00	3,196,000.00	0	0.65	0.651	2,827.57	0.00	2,827.57
7/1/15	Closing Balance	0.00	0.00	0	0.65	0.651	0.00	0.00	0.00
						0.660	1,674.07	0.00	1,674.07
563709 - Commercial Paper - Tran Type: COMM PAPER, Start: May 13, 2015, Maturity: June 3, 2015									
6/1/15	Opening Balance	-35,302,000.00	(35,302,000.00)	2	0.66	0.670	(12,296.41)	0.00	(12,296.41)
6/3/15	MMkt - Bill Maturity	0.00	35,302,000.00	0	0.66	0.660	13,591.27	0.00	13,591.27
7/1/15	Closing Balance	0.00	0.00	0	0.66	0.660	0.00	0.00	0.00
						0.670	1,294.86	0.00	1,294.86
563720 - Commercial Paper - Tran Type: COMM PAPER, Start: May 15, 2015, Maturity: June 8, 2015									
6/1/15	Opening Balance	-7,890,000.00	(7,890,000.00)	7	0.57	0.579	(2,123.49)	0.00	(2,123.49)
6/8/15	MMkt - Bill Maturity	0.00	7,890,000.00	0	0.57	0.570	2,998.20	0.00	2,998.20
7/1/15	Closing Balance	0.00	0.00	0	0.57	0.570	0.00	0.00	0.00
						0.579	874.71	0.00	874.71
563721 - BOA Securities, LLC MM - Tran Type: COMM PAPER, Start: May 15, 2015, Maturity: July 8, 2015									
6/1/15	Opening Balance	-5,986,000.00	(5,986,000.00)	30	0.72	0.732	(2,033.74)	0.00	(2,033.74)
7/1/15	Closing Balance	-5,986,000.00	(5,986,000.00)	0	0.72	0.732	5,626.05	0.00	5,626.05

Return on Investment - Detail - AST

Between: June 1, 2015 and July 1, 2015

Printed: June 30, 2015 2:59 pm

Cash Flow Date	Transaction Description	Orig Curr Balance	Local Currency Equivalent ()							
			Principal Movement	Days	Yield	Adj Yield	Premium/ (Discount)	Interest	Total Cost	
Arkansas State Treasury (Con't)										
Commercial Paper Disc Note Invest (Con't)										
							0.732	3,592.31	0.00	3,592.31
563722 - Commercial Paper - Tran Type: COMM PAPER, Start: May 15, 2015, Maturity: June 8, 2015										
6/1/15	Opening Balance	-20,000,000.00	(20,000,000.00)	7	0.60	0.609	(5,666.01)	0.00	(5,666.01)	
6/8/15	MMkt - Bill Maturity	0.00	20,000,000.00	0	0.60	0.600	8,000.00	0.00	8,000.00	
7/1/15	Closing Balance	0.00	0.00	0	0.60	0.600	0.00	0.00	0.00	
							0.609	2,333.99	0.00	2,333.99
563724 - Commercial Paper - Tran Type: COMM PAPER, Start: May 18, 2015, Maturity: June 15, 2015										
6/1/15	Opening Balance	-35,700,000.00	(35,700,000.00)	14	0.65	0.660	(9,021.88)	0.00	(9,021.88)	
6/15/15	MMkt - Bill Maturity	0.00	35,700,000.00	0	0.65	0.650	18,048.34	0.00	18,048.34	
7/1/15	Closing Balance	0.00	0.00	0	0.65	0.650	0.00	0.00	0.00	
							0.660	9,026.46	0.00	9,026.46
563728 - JP Morgan Chase - Tran Type: COMM PAPER, Start: May 18, 2015, Maturity: July 16, 2015										
6/1/15	Opening Balance	-46,400,000.00	(46,400,000.00)	30	0.61	0.620	(10,998.74)	0.00	(10,998.74)	
7/1/15	Closing Balance	-46,400,000.00	(46,400,000.00)	0	0.61	0.620	34,584.99	0.00	34,584.99	
							0.620	23,586.25	0.00	23,586.25
563730 - BOA Securities, LLC MM - Tran Type: COMM PAPER, Start: May 18, 2015, Maturity: July 17, 2015										
6/1/15	Opening Balance	-35,000,000.00	(35,000,000.00)	30	0.65	0.660	(8,839.87)	0.00	(8,839.87)	
7/1/15	Closing Balance	-35,000,000.00	(35,000,000.00)	0	0.65	0.660	27,797.52	0.00	27,797.52	
							0.660	18,957.65	0.00	18,957.65
563735 - JP Morgan Chase - Tran Type: COMM PAPER, Start: May 19, 2015, Maturity: August 28, 2015										
6/1/15	Opening Balance	-69,993,000.00	(69,993,000.00)	30	0.70	0.712	(17,662.46)	0.00	(17,662.46)	
7/1/15	Closing Balance	-69,993,000.00	(69,993,000.00)	0	0.70	0.712	58,455.91	0.00	58,455.91	
							0.712	40,793.45	0.00	40,793.45
563925 - Commercial Paper - Tran Type: COMM PAPER, Start: May 20, 2015, Maturity: June 22, 2015										
6/1/15	Opening Balance	-5,000,000.00	(5,000,000.00)	21	0.60	0.609	(999.65)	0.00	(999.65)	
6/22/15	MMkt - Bill Maturity	0.00	5,000,000.00	0	0.60	0.600	2,750.00	0.00	2,750.00	
7/1/15	Closing Balance	0.00	0.00	0	0.60	0.600	0.00	0.00	0.00	
							0.609	1,750.35	0.00	1,750.35
563926 - JP Morgan Chase - Tran Type: COMM PAPER, Start: May 20, 2015, Maturity: August 21, 2015										
6/1/15	Opening Balance	-25,000,000.00	(25,000,000.00)	30	0.74	0.752	(6,156.42)	0.00	(6,156.42)	
7/1/15	Closing Balance	-25,000,000.00	(25,000,000.00)	0	0.74	0.752	21,560.70	0.00	21,560.70	

Return on Investment - Detail - AST

Between: June 1, 2015 and July 1, 2015

Printed: June 30, 2015 2:59 pm

Cash Flow Date	Transaction Description	Orig Curr Balance	Local Currency Equivalent ()							
			Principal Movement	Days	Yield	Adj Yield	Premium/ (Discount)	Interest	Total Cost	
Arkansas State Treasury (Con't)										
Commercial Paper Disc Note Invest (Con't)										
							0.752	15,404.28	0.00	15,404.28
564135	BOA Securities, LLC MM - Tran Type: COMM PAPER, Start: May 21, 2015, Maturity: July 2, 2015									
6/1/15	Opening Balance	-35,000,000.00	(35,000,000.00)	30	0.62	0.630	(6,626.98)	0.00	(6,626.98)	
7/1/15	Closing Balance	-35,000,000.00	(35,000,000.00)	0	0.62	0.630	24,713.47	0.00	24,713.47	
							0.630	18,086.49	0.00	18,086.49
564519	JP Morgan Chase - Tran Type: COMM PAPER, Start: May 22, 2015, Maturity: June 12, 2015									
6/1/15	Opening Balance	-50,000,000.00	(50,000,000.00)	11	0.50	0.500	(6,941.66)	0.00	(6,941.66)	
6/12/15	MMkt - Bill Sale/Redemption	0.00	50,000,000.00	0	0.50	0.500	(6,941.66)	0.00	(6,941.66)	
7/1/15	Closing Balance	0.00	0.00	0	0.50	0.500	0.00	0.00	0.00	
							0.500	(13,883.32)	0.00	(13,883.32)
564522	BOA Securities, LLC MM - Tran Type: COMM PAPER, Start: May 22, 2015, Maturity: August 21, 2015									
6/1/15	Opening Balance	-50,000,000.00	(50,000,000.00)	30	0.74	0.752	(10,260.64)	0.00	(10,260.64)	
7/1/15	Closing Balance	-50,000,000.00	(50,000,000.00)	0	0.74	0.752	41,067.97	0.00	41,067.97	
							0.752	30,807.33	0.00	30,807.33
564523	Commercial Paper - Tran Type: COMM PAPER, Start: May 22, 2015, Maturity: June 22, 2015									
6/1/15	Opening Balance	-20,291,000.00	(20,291,000.00)	21	0.50	0.508	(2,817.37)	0.00	(2,817.37)	
6/22/15	MMkt - Bill Maturity	0.00	20,291,000.00	0	0.50	0.500	8,736.40	0.00	8,736.40	
7/1/15	Closing Balance	0.00	0.00	0	0.50	0.500	0.00	0.00	0.00	
							0.508	5,919.03	0.00	5,919.03
564527	BOA Securities, LLC MM - Tran Type: COMM PAPER, Start: May 22, 2015, Maturity: August 17, 2015									
6/1/15	Opening Balance	-20,000,000.00	(20,000,000.00)	30	0.65	0.661	(3,606.08)	0.00	(3,606.08)	
7/1/15	Closing Balance	-20,000,000.00	(20,000,000.00)	0	0.65	0.661	14,432.17	0.00	14,432.17	
							0.661	10,826.09	0.00	10,826.09
564539	Suntrust Capital Markets - Tran Type: COMM PAPER, Start: May 26, 2015, Maturity: July 2, 2015									
6/1/15	Opening Balance	-22,000,000.00	(22,000,000.00)	30	0.65	0.660	(2,381.99)	0.00	(2,381.99)	
7/1/15	Closing Balance	-22,000,000.00	(22,000,000.00)	0	0.65	0.660	14,299.74	0.00	14,299.74	
							0.660	11,917.75	0.00	11,917.75
564542	Commercial Paper - Tran Type: COMM PAPER, Start: May 26, 2015, Maturity: June 2, 2015									
6/1/15	Opening Balance	-45,000,000.00	(45,000,000.00)	1	0.42	0.426	(3,149.96)	0.00	(3,149.96)	
6/2/15	MMkt - Bill Maturity	0.00	45,000,000.00	0	0.42	0.420	3,675.00	0.00	3,675.00	
7/1/15	Closing Balance	0.00	0.00	0	0.42	0.420	0.00	0.00	0.00	

Return on Investment - Detail - AST

Between: June 1, 2015 and July 1, 2015

Printed: June 30, 2015 2:59 pm

Cash Flow Date	Transaction Description	Orig Curr Balance	Local Currency Equivalent ()							
			Principal Movement	Days	Yield	Adj Yield	Premium/ (Discount)	Interest	Total Cost	
Arkansas State Treasury (Con't)										
Commercial Paper Disc Note Invest (Con't)										
							0.426	525.04	0.00	525.04
564546 - Commercial Paper - Tran Type: COMM PAPER, Start: May 26, 2015, Maturity: June 2, 2015										
6/1/15	Opening Balance	-15,000,000.00	(15,000,000.00)	1	0.48	0.487	(1,199.99)	0.00	(1,199.99)	
6/2/15	MMkt - Bill Maturity	0.00	15,000,000.00	0	0.48	0.480	1,399.99	0.00	1,399.99	
7/1/15	Closing Balance	0.00	0.00	0	0.48	0.480	0.00	0.00	0.00	
							0.487	200.00	0.00	200.00
564550 - BOA Securities, LLC MM - Tran Type: COMM PAPER, Start: May 26, 2015, Maturity: July 2, 2015										
6/1/15	Opening Balance	-15,000,000.00	(15,000,000.00)	30	0.60	0.609	(1,499.23)	0.00	(1,499.23)	
7/1/15	Closing Balance	-15,000,000.00	(15,000,000.00)	0	0.60	0.609	8,999.85	0.00	8,999.85	
							0.609	7,500.62	0.00	7,500.62
564553 - Commercial Paper - Tran Type: COMM PAPER, Start: May 26, 2015, Maturity: June 2, 2015										
6/1/15	Opening Balance	-2,780,000.00	(2,780,000.00)	1	0.43	0.436	(199.23)	0.00	(199.23)	
6/2/15	MMkt - Bill Maturity	0.00	2,780,000.00	0	0.43	0.430	232.44	0.00	232.44	
7/1/15	Closing Balance	0.00	0.00	0	0.43	0.430	0.00	0.00	0.00	
							0.436	33.21	0.00	33.21
564948 - Commercial Paper - Tran Type: COMM PAPER, Start: May 27, 2015, Maturity: June 3, 2015										
6/1/15	Opening Balance	-125,000,000.00	(125,000,000.00)	2	0.42	0.426	(7,291.52)	0.00	(7,291.52)	
6/3/15	MMkt - Bill Maturity	0.00	125,000,000.00	0	0.42	0.420	10,208.23	0.00	10,208.23	
7/1/15	Closing Balance	0.00	0.00	0	0.42	0.420	0.00	0.00	0.00	
							0.426	2,916.71	0.00	2,916.71
565189 - Commercial Paper - Tran Type: COMM PAPER, Start: May 29, 2015, Maturity: June 5, 2015										
6/1/15	Opening Balance	-31,000,000.00	(31,000,000.00)	4	0.38	0.386	(981.63)	0.00	(981.63)	
6/5/15	MMkt - Bill Maturity	0.00	31,000,000.00	0	0.38	0.380	2,290.56	0.00	2,290.56	
7/1/15	Closing Balance	0.00	0.00	0	0.38	0.380	0.00	0.00	0.00	
							0.386	1,308.93	0.00	1,308.93
565190 - Commercial Paper - Tran Type: COMM PAPER, Start: May 29, 2015, Maturity: June 1, 2015										
6/1/15	Opening Balance	-15,000,000.00	(15,000,000.00)	0	0.40	0.406	(500.00)	0.00	(500.00)	
6/1/15	MMkt - Bill Maturity	0.00	15,000,000.00	0	0.40	0.400	500.00	0.00	500.00	
7/1/15	Closing Balance	0.00	0.00	0	0.40	0.400	0.00	0.00	0.00	
							0.00	0.00	0.00	0.00
565191 - Commercial Paper - Tran Type: COMM PAPER, Start: May 29, 2015, Maturity: June 1, 2015										

Return on Investment - Detail - AST

Between: June 1, 2015 and July 1, 2015

Printed: June 30, 2015 2:59 pm

Cash Flow Date	Transaction Description	Orig Curr Balance	Local Currency Equivalent ()							
			Principal Movement	Days	Yield	Adj Yield	Premium/ (Discount)	Interest	Total Cost	
Arkansas State Treasury (Con't)										
Commercial Paper Disc Note Invest (Con't)										
565191 - Commercial Paper - Tran Type: COMM PAPER, Start: May 29, 2015, Maturity: June 1, 2015										
6/1/15	Opening Balance	-30,000,000.00	(30,000,000.00)	0	0.40	0.406	(1,000.00)	0.00	(1,000.00)	
6/1/15	MMkt - Bill Maturity	0.00	30,000,000.00	0	0.40	0.400	1,000.00	0.00	1,000.00	
7/1/15	Closing Balance	0.00	0.00	0	0.40	0.400	0.00	0.00	0.00	
							0.00	0.00	0.00	
565192 - Commercial Paper - Tran Type: COMM PAPER, Start: May 29, 2015, Maturity: June 5, 2015										
6/1/15	Opening Balance	-50,000,000.00	(50,000,000.00)	4	0.40	0.406	(1,666.59)	0.00	(1,666.59)	
6/5/15	MMkt - Bill Maturity	0.00	50,000,000.00	0	0.40	0.400	3,888.89	0.00	3,888.89	
7/1/15	Closing Balance	0.00	0.00	0	0.40	0.400	0.00	0.00	0.00	
							0.406	2,222.30	0.00	2,222.30
565193 - Commercial Paper - Tran Type: COMM PAPER, Start: May 29, 2015, Maturity: June 5, 2015										
6/1/15	Opening Balance	-18,000,000.00	(18,000,000.00)	4	0.43	0.436	(644.97)	0.00	(644.97)	
6/5/15	MMkt - Bill Maturity	0.00	18,000,000.00	0	0.43	0.430	1,505.00	0.00	1,505.00	
7/1/15	Closing Balance	0.00	0.00	0	0.43	0.430	0.00	0.00	0.00	
							0.436	860.03	0.00	860.03
565831 - Commercial Paper - Tran Type: COMM PAPER, Start: June 3, 2015, Maturity: June 4, 2015										
6/1/15	Opening Balance	0.00	0.00	0	0.00	0.000	0.00	0.00	0.00	
6/3/15	MMkt - Bill Invest/Issue	-17,000,000.00	(17,000,000.00)	1	0.35	0.355	0.00	0.00	0.00	
6/4/15	MMkt - Bill Maturity	0.00	17,000,000.00	0	0.35	0.350	165.28	0.00	165.28	
7/1/15	Closing Balance	0.00	0.00	0	0.35	0.350	0.00	0.00	0.00	
							0.355	165.28	0.00	165.28
565832 - Commercial Paper - Tran Type: COMM PAPER, Start: June 3, 2015, Maturity: June 4, 2015										
6/1/15	Opening Balance	0.00	0.00	0	0.00	0.000	0.00	0.00	0.00	
6/3/15	MMkt - Bill Invest/Issue	-11,000,000.00	(11,000,000.00)	1	0.35	0.355	0.00	0.00	0.00	
6/4/15	MMkt - Bill Maturity	0.00	11,000,000.00	0	0.35	0.350	106.94	0.00	106.94	
7/1/15	Closing Balance	0.00	0.00	0	0.35	0.350	0.00	0.00	0.00	
							0.355	106.94	0.00	106.94
565833 - Commercial Paper - Tran Type: COMM PAPER, Start: June 3, 2015, Maturity: June 10, 2015										
6/1/15	Opening Balance	0.00	0.00	0	0.00	0.000	0.00	0.00	0.00	
6/3/15	MMkt - Bill Invest/Issue	-115,000,000.00	(115,000,000.00)	7	0.38	0.386	0.00	0.00	0.00	
6/10/15	MMkt - Bill Maturity	0.00	115,000,000.00	0	0.38	0.380	8,497.22	0.00	8,497.22	
7/1/15	Closing Balance	0.00	0.00	0	0.38	0.380	0.00	0.00	0.00	

Return on Investment - Detail - AST

Between: June 1, 2015 and July 1, 2015

Printed: June 30, 2015 2:59 pm

Cash Flow Date	Transaction Description	Orig Curr Balance	Local Currency Equivalent ()							
			Principal Movement	Days	Yield	Adj Yield	Premium/ (Discount)	Interest	Total Cost	
Arkansas State Treasury (Con't)										
Commercial Paper Disc Note Invest (Con't)										
							0.386	8,497.22	0.00	8,497.22
565834 - Commercial Paper - Tran Type: COMM PAPER, Start: June 3, 2015, Maturity: June 8, 2015										
6/1/15	Opening Balance	0.00	0.00	0	0.00	0.000	0.00	0.00	0.00	0.00
6/3/15	MMkt - Bill Invest/Issue	-5,695,000.00	(5,695,000.00)	5	0.42	0.426	0.00	0.00	0.00	0.00
6/8/15	MMkt - Bill Maturity	0.00	5,695,000.00	0	0.42	0.420	332.21	0.00	0.00	332.21
7/1/15	Closing Balance	0.00	0.00	0	0.42	0.420	0.00	0.00	0.00	0.00
							0.426	332.21	0.00	332.21
565835 - Commercial Paper - Tran Type: COMM PAPER, Start: June 3, 2015, Maturity: June 4, 2015										
6/1/15	Opening Balance	0.00	0.00	0	0.00	0.000	0.00	0.00	0.00	0.00
6/3/15	MMkt - Bill Invest/Issue	-28,996,000.00	(28,996,000.00)	1	0.37	0.375	0.00	0.00	0.00	0.00
6/4/15	MMkt - Bill Maturity	0.00	28,996,000.00	0	0.37	0.370	298.01	0.00	0.00	298.01
7/1/15	Closing Balance	0.00	0.00	0	0.37	0.370	0.00	0.00	0.00	0.00
							0.375	298.01	0.00	298.01
566021 - Commercial Paper - Tran Type: COMM PAPER, Start: June 4, 2015, Maturity: June 5, 2015										
6/1/15	Opening Balance	0.00	0.00	0	0.00	0.000	0.00	0.00	0.00	0.00
6/4/15	MMkt - Bill Invest/Issue	-21,000,000.00	(21,000,000.00)	1	0.35	0.355	0.00	0.00	0.00	0.00
6/5/15	MMkt - Bill Maturity	0.00	21,000,000.00	0	0.35	0.350	204.18	0.00	0.00	204.18
7/1/15	Closing Balance	0.00	0.00	0	0.35	0.350	0.00	0.00	0.00	0.00
							0.355	204.18	0.00	204.18
566022 - Commercial Paper - Tran Type: COMM PAPER, Start: June 4, 2015, Maturity: June 5, 2015										
6/1/15	Opening Balance	0.00	0.00	0	0.00	0.000	0.00	0.00	0.00	0.00
6/4/15	MMkt - Bill Invest/Issue	-50,000,000.00	(50,000,000.00)	1	0.37	0.376	0.00	0.00	0.00	0.00
6/5/15	MMkt - Bill Maturity	0.00	50,000,000.00	0	0.37	0.370	513.94	0.00	0.00	513.94
7/1/15	Closing Balance	0.00	0.00	0	0.37	0.370	0.00	0.00	0.00	0.00
							0.376	513.94	0.00	513.94
566023 - Commercial Paper - Tran Type: COMM PAPER, Start: June 4, 2015, Maturity: June 5, 2015										
6/1/15	Opening Balance	0.00	0.00	0	0.00	0.000	0.00	0.00	0.00	0.00
6/4/15	MMkt - Bill Invest/Issue	-20,000,000.00	(20,000,000.00)	1	0.37	0.375	0.00	0.00	0.00	0.00
6/5/15	MMkt - Bill Maturity	0.00	20,000,000.00	0	0.37	0.370	205.56	0.00	0.00	205.56
7/1/15	Closing Balance	0.00	0.00	0	0.37	0.370	0.00	0.00	0.00	0.00
							0.375	205.56	0.00	205.56
566024 - Commercial Paper - Tran Type: COMM PAPER, Start: June 4, 2015, Maturity: June 5, 2015										

Return on Investment - Detail - AST

Between: June 1, 2015 and July 1, 2015

Printed: June 30, 2015 2:59 pm

Cash Flow Date	Transaction Description	Orig Curr Balance	Local Currency Equivalent ()						
			Principal Movement	Days	Yield	Adj Yield	Premium/ (Discount)	Interest	Total Cost
Arkansas State Treasury (Con't)									
Commercial Paper Disc Note Invest (Con't)									
566024 - Commercial Paper - Tran Type: COMM PAPER, Start: June 4, 2015, Maturity: June 5, 2015									
6/1/15	Opening Balance	0.00	0.00	0	0.00	0.000	0.00	0.00	0.00
6/4/15	MMkt - Bill Invest/Issue	-20,000,000.00	(20,000,000.00)	1	0.35	0.355	0.00	0.00	0.00
6/5/15	MMkt - Bill Maturity	0.00	20,000,000.00	0	0.35	0.350	194.44	0.00	194.44
7/1/15	Closing Balance	0.00	0.00	0	0.35	0.350	0.00	0.00	0.00
						0.355	194.44	0.00	194.44
566025 - Commercial Paper - Tran Type: COMM PAPER, Start: June 4, 2015, Maturity: June 9, 2015									
6/1/15	Opening Balance	0.00	0.00	0	0.00	0.000	0.00	0.00	0.00
6/4/15	MMkt - Bill Invest/Issue	-5,400,000.00	(5,400,000.00)	5	0.45	0.457	0.00	0.00	0.00
6/9/15	MMkt - Bill Maturity	0.00	5,400,000.00	0	0.45	0.450	337.50	0.00	337.50
7/1/15	Closing Balance	0.00	0.00	0	0.45	0.450	0.00	0.00	0.00
						0.457	337.50	0.00	337.50
566026 - Commercial Paper - Tran Type: COMM PAPER, Start: June 4, 2015, Maturity: June 5, 2015									
6/1/15	Opening Balance	0.00	0.00	0	0.00	0.000	0.00	0.00	0.00
6/4/15	MMkt - Bill Invest/Issue	-8,000,000.00	(8,000,000.00)	1	0.37	0.375	0.00	0.00	0.00
6/5/15	MMkt - Bill Maturity	0.00	8,000,000.00	0	0.37	0.370	82.22	0.00	82.22
7/1/15	Closing Balance	0.00	0.00	0	0.37	0.370	0.00	0.00	0.00
						0.375	82.22	0.00	82.22
566239 - Commercial Paper - Tran Type: COMM PAPER, Start: June 5, 2015, Maturity: June 8, 2015									
6/1/15	Opening Balance	0.00	0.00	0	0.00	0.000	0.00	0.00	0.00
6/5/15	MMkt - Bill Invest/Issue	-39,000,000.00	(39,000,000.00)	3	0.40	0.406	0.00	0.00	0.00
6/8/15	MMkt - Bill Maturity	0.00	39,000,000.00	0	0.40	0.400	1,300.00	0.00	1,300.00
7/1/15	Closing Balance	0.00	0.00	0	0.40	0.400	0.00	0.00	0.00
						0.406	1,300.00	0.00	1,300.00
566240 - Commercial Paper - Tran Type: COMM PAPER, Start: June 5, 2015, Maturity: June 8, 2015									
6/1/15	Opening Balance	0.00	0.00	0	0.00	0.000	0.00	0.00	0.00
6/5/15	MMkt - Bill Invest/Issue	-28,000,000.00	(28,000,000.00)	3	0.37	0.375	0.00	0.00	0.00
6/8/15	MMkt - Bill Maturity	0.00	28,000,000.00	0	0.37	0.370	863.33	0.00	863.33
7/1/15	Closing Balance	0.00	0.00	0	0.37	0.370	0.00	0.00	0.00
						0.375	863.33	0.00	863.33
566241 - Commercial Paper - Tran Type: COMM PAPER, Start: June 5, 2015, Maturity: June 8, 2015									
6/1/15	Opening Balance	0.00	0.00	0	0.00	0.000	0.00	0.00	0.00

Return on Investment - Detail - AST

Between: June 1, 2015 and July 1, 2015

Printed: June 30, 2015 2:59 pm

Cash Flow Date	Transaction Description	Orig Curr Balance	Local Currency Equivalent ()							
			Principal Movement	Days	Yield	Adj Yield	Premium/ (Discount)	Interest	Total Cost	
Arkansas State Treasury (Con't)										
Commercial Paper Disc Note Invest (Con't)										
566241 - Commercial Paper - Tran Type: COMM PAPER, Start: June 5, 2015, Maturity: June 8, 2015										
6/5/15	MMkt - Bill Invest/Issue	-50,000,000.00	(50,000,000.00)	3	0.37	0.375	0.00	0.00	0.00	
6/8/15	MMkt - Bill Maturity	0.00	50,000,000.00	0	0.37	0.370	1,541.66	0.00	1,541.66	
7/1/15	Closing Balance	0.00	0.00	0	0.37	0.370	0.00	0.00	0.00	
							0.375	1,541.66	0.00	1,541.66
566242 - Commercial Paper - Tran Type: COMM PAPER, Start: June 5, 2015, Maturity: June 10, 2015										
6/1/15	Opening Balance	0.00	0.00	0	0.00	0.000	0.00	0.00	0.00	
6/5/15	MMkt - Bill Invest/Issue	-3,000,000.00	(3,000,000.00)	5	0.40	0.406	0.00	0.00	0.00	
6/10/15	MMkt - Bill Maturity	0.00	3,000,000.00	0	0.40	0.400	166.67	0.00	166.67	
7/1/15	Closing Balance	0.00	0.00	0	0.40	0.400	0.00	0.00	0.00	
							0.406	166.67	0.00	166.67
566243 - Commercial Paper - Tran Type: COMM PAPER, Start: June 5, 2015, Maturity: June 8, 2015										
6/1/15	Opening Balance	0.00	0.00	0	0.00	0.000	0.00	0.00	0.00	
6/5/15	MMkt - Bill Invest/Issue	-10,000,000.00	(10,000,000.00)	3	0.36	0.365	0.00	0.00	0.00	
6/8/15	MMkt - Bill Maturity	0.00	10,000,000.00	0	0.36	0.360	300.00	0.00	300.00	
7/1/15	Closing Balance	0.00	0.00	0	0.36	0.360	0.00	0.00	0.00	
							0.365	300.00	0.00	300.00
566244 - Commercial Paper - Tran Type: COMM PAPER, Start: June 5, 2015, Maturity: June 8, 2015										
6/1/15	Opening Balance	0.00	0.00	0	0.00	0.000	0.00	0.00	0.00	
6/5/15	MMkt - Bill Invest/Issue	-52,000,000.00	(52,000,000.00)	3	0.36	0.365	0.00	0.00	0.00	
6/8/15	MMkt - Bill Maturity	0.00	52,000,000.00	0	0.36	0.360	1,560.00	0.00	1,560.00	
7/1/15	Closing Balance	0.00	0.00	0	0.36	0.360	0.00	0.00	0.00	
							0.365	1,560.00	0.00	1,560.00
566506 - Commercial Paper - Tran Type: COMM PAPER, Start: June 8, 2015, Maturity: June 9, 2015										
6/1/15	Opening Balance	0.00	0.00	0	0.00	0.000	0.00	0.00	0.00	
6/8/15	MMkt - Bill Invest/Issue	-50,000,000.00	(50,000,000.00)	1	0.35	0.355	0.00	0.00	0.00	
6/9/15	MMkt - Bill Maturity	0.00	50,000,000.00	0	0.35	0.350	486.11	0.00	486.11	
7/1/15	Closing Balance	0.00	0.00	0	0.35	0.350	0.00	0.00	0.00	
							0.355	486.11	0.00	486.11
566507 - Commercial Paper - Tran Type: COMM PAPER, Start: June 8, 2015, Maturity: June 9, 2015										
6/1/15	Opening Balance	0.00	0.00	0	0.00	0.000	0.00	0.00	0.00	
6/8/15	MMkt - Bill Invest/Issue	-25,000,000.00	(25,000,000.00)	1	0.35	0.355	0.00	0.00	0.00	

Return on Investment - Detail - AST

Between: June 1, 2015 and July 1, 2015

Printed: June 30, 2015 2:59 pm

Cash Flow Date	Transaction Description	Orig Curr Balance	Local Currency Equivalent ()						
			Principal Movement	Days	Yield	Adj Yield	Premium/ (Discount)	Interest	Total Cost
Arkansas State Treasury (Con't)									
Commercial Paper Disc Note Invest (Con't)									
566507 - Commercial Paper - Tran Type: COMM PAPER, Start: June 8, 2015, Maturity: June 9, 2015									
6/9/15	MMkt - Bill Maturity	0.00	25,000,000.00	0	0.35	0.350	243.06	0.00	243.06
7/1/15	Closing Balance	0.00	0.00	0	0.35	0.350	0.00	0.00	0.00
						0.355	243.06	0.00	243.06
566508 - Commercial Paper - Tran Type: COMM PAPER, Start: June 8, 2015, Maturity: June 9, 2015									
6/1/15	Opening Balance	0.00	0.00	0	0.00	0.000	0.00	0.00	0.00
6/8/15	MMkt - Bill Invest/Issue	-39,700,000.00	(39,700,000.00)	1	0.36	0.365	0.00	0.00	0.00
6/9/15	MMkt - Bill Maturity	0.00	39,700,000.00	0	0.36	0.360	397.00	0.00	397.00
7/1/15	Closing Balance	0.00	0.00	0	0.36	0.360	0.00	0.00	0.00
						0.365	397.00	0.00	397.00
566509 - Commercial Paper - Tran Type: COMM PAPER, Start: June 8, 2015, Maturity: June 9, 2015									
6/1/15	Opening Balance	0.00	0.00	0	0.00	0.000	0.00	0.00	0.00
6/8/15	MMkt - Bill Invest/Issue	-20,400,000.00	(20,400,000.00)	1	0.37	0.375	0.00	0.00	0.00
6/9/15	MMkt - Bill Maturity	0.00	20,400,000.00	0	0.37	0.370	209.67	0.00	209.67
7/1/15	Closing Balance	0.00	0.00	0	0.37	0.370	0.00	0.00	0.00
						0.375	209.67	0.00	209.67
566510 - Commercial Paper - Tran Type: COMM PAPER, Start: June 8, 2015, Maturity: June 9, 2015									
6/1/15	Opening Balance	0.00	0.00	0	0.00	0.000	0.00	0.00	0.00
6/8/15	MMkt - Bill Invest/Issue	-70,000,000.00	(70,000,000.00)	1	0.37	0.375	0.00	0.00	0.00
6/9/15	MMkt - Bill Maturity	0.00	70,000,000.00	0	0.37	0.370	719.44	0.00	719.44
7/1/15	Closing Balance	0.00	0.00	0	0.37	0.370	0.00	0.00	0.00
						0.375	719.44	0.00	719.44
566511 - Commercial Paper - Tran Type: COMM PAPER, Start: June 8, 2015, Maturity: June 9, 2015									
6/1/15	Opening Balance	0.00	0.00	0	0.00	0.000	0.00	0.00	0.00
6/8/15	MMkt - Bill Invest/Issue	-41,000,000.00	(41,000,000.00)	1	0.40	0.406	0.00	0.00	0.00
6/9/15	MMkt - Bill Maturity	0.00	41,000,000.00	0	0.40	0.400	455.56	0.00	455.56
7/1/15	Closing Balance	0.00	0.00	0	0.40	0.400	0.00	0.00	0.00
						0.406	455.56	0.00	455.56
566514 - Commercial Paper - Tran Type: COMM PAPER, Start: June 8, 2015, Maturity: June 15, 2015									
6/1/15	Opening Balance	0.00	0.00	0	0.00	0.000	0.00	0.00	0.00
6/8/15	MMkt - Bill Invest/Issue	-35,000,000.00	(35,000,000.00)	7	0.45	0.457	0.00	0.00	0.00
6/15/15	MMkt - Bill Maturity	0.00	35,000,000.00	0	0.45	0.450	3,062.50	0.00	3,062.50

Return on Investment - Detail - AST

Between: June 1, 2015 and July 1, 2015

Printed: June 30, 2015 2:59 pm

Cash Flow Date	Transaction Description	Orig Curr Balance	Local Currency Equivalent ()							
			Principal Movement	Days	Yield	Adj Yield	Premium/ (Discount)	Interest	Total Cost	
Arkansas State Treasury (Con't)										
Commercial Paper Disc Note Invest (Con't)										
566514 - Commercial Paper - Tran Type: COMM PAPER, Start: June 8, 2015, Maturity: June 15, 2015										
7/1/15	Closing Balance	0.00	0.00	0	0.45	0.450	0.00	0.00	0.00	
							0.457	3,062.50	0.00	3,062.50
566515 - BOA Securities, LLC MM - Tran Type: COMM PAPER, Start: June 8, 2015, Maturity: August 5, 2015										
6/1/15	Opening Balance	0.00	0.00	0	0.00	0.000	0.00	0.00	0.00	
6/8/15	MMkt - Bill Invest/Issue	-40,000,000.00	(40,000,000.00)	23	0.64	0.650	0.00	0.00	0.00	
7/1/15	Closing Balance	-40,000,000.00	(40,000,000.00)	0	0.64	0.650	16,345.35	0.00	16,345.35	
							0.650	16,345.35	0.00	16,345.35
566516 - JP Morgan Chase - Tran Type: COMM PAPER, Start: May 22, 2015, Maturity: August 14, 2015										
6/1/15	Opening Balance	-50,000,000.00	(50,000,000.00)	30	0.60	0.610	(8,323.05)	0.00	(8,323.05)	
7/1/15	Closing Balance	-50,000,000.00	(50,000,000.00)	0	0.60	0.610	33,308.86	0.00	33,308.86	
							0.610	24,985.81	0.00	24,985.81
566517 - Commercial Paper - Tran Type: COMM PAPER, Start: May 26, 2015, Maturity: June 2, 2015										
6/1/15	Opening Balance	-19,343,000.00	(19,343,000.00)	1	0.42	0.426	(1,354.00)	0.00	(1,354.00)	
6/2/15	MMkt - Bill Maturity	0.00	19,343,000.00	0	0.42	0.420	1,579.68	0.00	1,579.68	
7/1/15	Closing Balance	0.00	0.00	0	0.42	0.420	0.00	0.00	0.00	
							0.426	225.68	0.00	225.68
566711 - Commercial Paper - Tran Type: COMM PAPER, Start: June 9, 2015, Maturity: June 10, 2015										
6/1/15	Opening Balance	0.00	0.00	0	0.00	0.000	0.00	0.00	0.00	
6/9/15	MMkt - Bill Invest/Issue	-30,000,000.00	(30,000,000.00)	1	0.35	0.355	0.00	0.00	0.00	
6/10/15	MMkt - Bill Maturity	0.00	30,000,000.00	0	0.35	0.350	291.67	0.00	291.67	
7/1/15	Closing Balance	0.00	0.00	0	0.35	0.350	0.00	0.00	0.00	
							0.355	291.67	0.00	291.67
566712 - Commercial Paper - Tran Type: COMM PAPER, Start: June 9, 2015, Maturity: June 10, 2015										
6/1/15	Opening Balance	0.00	0.00	0	0.00	0.000	0.00	0.00	0.00	
6/9/15	MMkt - Bill Invest/Issue	-3,900,000.00	(3,900,000.00)	1	0.35	0.355	0.00	0.00	0.00	
6/10/15	MMkt - Bill Maturity	0.00	3,900,000.00	0	0.35	0.350	37.92	0.00	37.92	
7/1/15	Closing Balance	0.00	0.00	0	0.35	0.350	0.00	0.00	0.00	
							0.355	37.92	0.00	37.92
566713 - Commercial Paper - Tran Type: COMM PAPER, Start: June 9, 2015, Maturity: June 10, 2015										
6/1/15	Opening Balance	0.00	0.00	0	0.00	0.000	0.00	0.00	0.00	
6/9/15	MMkt - Bill Invest/Issue	-5,050,000.00	(5,050,000.00)	1	0.37	0.375	0.00	0.00	0.00	

Return on Investment - Detail - AST

Between: June 1, 2015 and July 1, 2015

Printed: June 30, 2015 2:59 pm

Cash Flow Date	Transaction Description	Orig Curr Balance	Local Currency Equivalent ()						
			Principal Movement	Days	Yield	Adj Yield	Premium/ (Discount)	Interest	Total Cost
Arkansas State Treasury (Con't)									
Commercial Paper Disc Note Invest (Con't)									
566713 - Commercial Paper - Tran Type: COMM PAPER, Start: June 9, 2015, Maturity: June 10, 2015									
6/10/15	MMkt - Bill Maturity	0.00	5,050,000.00	0	0.37	0.370	51.90	0.00	51.90
7/1/15	Closing Balance	0.00	0.00	0	0.37	0.370	0.00	0.00	0.00
						0.375	51.90	0.00	51.90
566714 - Commercial Paper - Tran Type: COMM PAPER, Start: June 9, 2015, Maturity: June 10, 2015									
6/1/15	Opening Balance	0.00	0.00	0	0.00	0.000	0.00	0.00	0.00
6/9/15	MMkt - Bill Invest/Issue	-40,000,000.00	(40,000,000.00)	1	0.37	0.375	0.00	0.00	0.00
6/10/15	MMkt - Bill Maturity	0.00	40,000,000.00	0	0.37	0.370	411.11	0.00	411.11
7/1/15	Closing Balance	0.00	0.00	0	0.37	0.370	0.00	0.00	0.00
						0.375	411.11	0.00	411.11
566715 - Commercial Paper - Tran Type: COMM PAPER, Start: June 9, 2015, Maturity: June 10, 2015									
6/1/15	Opening Balance	0.00	0.00	0	0.00	0.000	0.00	0.00	0.00
6/9/15	MMkt - Bill Invest/Issue	-38,000,000.00	(38,000,000.00)	1	0.40	0.406	0.00	0.00	0.00
6/10/15	MMkt - Bill Maturity	0.00	38,000,000.00	0	0.40	0.400	422.22	0.00	422.22
7/1/15	Closing Balance	0.00	0.00	0	0.40	0.400	0.00	0.00	0.00
						0.406	422.22	0.00	422.22
566716 - Commercial Paper - Tran Type: COMM PAPER, Start: June 9, 2015, Maturity: June 10, 2015									
6/1/15	Opening Balance	0.00	0.00	0	0.00	0.000	0.00	0.00	0.00
6/9/15	MMkt - Bill Invest/Issue	-60,000,000.00	(60,000,000.00)	1	0.35	0.355	0.00	0.00	0.00
6/10/15	MMkt - Bill Maturity	0.00	60,000,000.00	0	0.35	0.350	583.33	0.00	583.33
7/1/15	Closing Balance	0.00	0.00	0	0.35	0.350	0.00	0.00	0.00
						0.355	583.33	0.00	583.33
566717 - Commercial Paper - Tran Type: COMM PAPER, Start: June 9, 2015, Maturity: June 10, 2015									
6/1/15	Opening Balance	0.00	0.00	0	0.00	0.000	0.00	0.00	0.00
6/9/15	MMkt - Bill Invest/Issue	-48,000,000.00	(48,000,000.00)	1	0.40	0.406	0.00	0.00	0.00
6/10/15	MMkt - Bill Maturity	0.00	48,000,000.00	0	0.40	0.400	533.33	0.00	533.33
7/1/15	Closing Balance	0.00	0.00	0	0.40	0.400	0.00	0.00	0.00
						0.406	533.33	0.00	533.33
566718 - Commercial Paper - Tran Type: COMM PAPER, Start: June 9, 2015, Maturity: June 10, 2015									
6/1/15	Opening Balance	0.00	0.00	0	0.00	0.000	0.00	0.00	0.00
6/9/15	MMkt - Bill Invest/Issue	-27,000,000.00	(27,000,000.00)	1	0.35	0.355	0.00	0.00	0.00
6/10/15	MMkt - Bill Maturity	0.00	27,000,000.00	0	0.35	0.350	262.50	0.00	262.50

Return on Investment - Detail - AST

Between: June 1, 2015 and July 1, 2015

Printed: June 30, 2015 2:59 pm

Cash Flow Date	Transaction Description	Orig Curr Balance	Local Currency Equivalent ()							
			Principal Movement	Days	Yield	Adj Yield	Premium/ (Discount)	Interest	Total Cost	
Arkansas State Treasury (Con't)										
Commercial Paper Disc Note Invest (Con't)										
566718 - Commercial Paper - Tran Type: COMM PAPER, Start: June 9, 2015, Maturity: June 10, 2015										
7/1/15	Closing Balance	0.00	0.00	0	0.35	0.350	0.00	0.00	0.00	0.00
							0.355	262.50	0.00	262.50
566719 - Commercial Paper - Tran Type: COMM PAPER, Start: June 9, 2015, Maturity: June 10, 2015										
6/1/15	Opening Balance	0.00	0.00	0	0.00	0.000	0.00	0.00	0.00	0.00
6/9/15	MMkt - Bill Invest/Issue	-11,755,000.00	(11,755,000.00)	1	0.37	0.375	0.00	0.00	0.00	0.00
6/10/15	MMkt - Bill Maturity	0.00	11,755,000.00	0	0.37	0.370	120.82	0.00	0.00	120.82
7/1/15	Closing Balance	0.00	0.00	0	0.37	0.370	0.00	0.00	0.00	0.00
							0.375	120.82	0.00	120.82
566891 - Commercial Paper - Tran Type: COMM PAPER, Start: June 11, 2015, Maturity: June 15, 2015										
6/1/15	Opening Balance	0.00	0.00	0	0.00	0.000	0.00	0.00	0.00	0.00
6/11/15	MMkt - Bill Invest/Issue	-160,000,000.00	(160,000,000.00)	4	0.45	0.457	0.00	0.00	0.00	0.00
6/15/15	MMkt - Bill Maturity	0.00	160,000,000.00	0	0.45	0.450	8,000.01	0.00	0.00	8,000.01
7/1/15	Closing Balance	0.00	0.00	0	0.45	0.450	0.00	0.00	0.00	0.00
							0.457	8,000.01	0.00	8,000.01
566892 - Commercial Paper - Tran Type: COMM PAPER, Start: June 10, 2015, Maturity: June 11, 2015										
6/1/15	Opening Balance	0.00	0.00	0	0.00	0.000	0.00	0.00	0.00	0.00
6/10/15	MMkt - Bill Invest/Issue	-60,000,000.00	(60,000,000.00)	1	0.40	0.406	0.00	0.00	0.00	0.00
6/11/15	MMkt - Bill Maturity	0.00	60,000,000.00	0	0.40	0.400	666.66	0.00	0.00	666.66
7/1/15	Closing Balance	0.00	0.00	0	0.40	0.400	0.00	0.00	0.00	0.00
							0.406	666.66	0.00	666.66
566893 - Commercial Paper - Tran Type: COMM PAPER, Start: June 11, 2015, Maturity: June 18, 2015										
6/1/15	Opening Balance	0.00	0.00	0	0.00	0.000	0.00	0.00	0.00	0.00
6/11/15	MMkt - Bill Invest/Issue	-4,536,000.00	(4,536,000.00)	7	0.45	0.457	0.00	0.00	0.00	0.00
6/18/15	MMkt - Bill Maturity	0.00	4,536,000.00	0	0.45	0.450	396.90	0.00	0.00	396.90
7/1/15	Closing Balance	0.00	0.00	0	0.45	0.450	0.00	0.00	0.00	0.00
							0.457	396.90	0.00	396.90
566894 - Commercial Paper - Tran Type: COMM PAPER, Start: June 10, 2015, Maturity: June 11, 2015										
6/1/15	Opening Balance	0.00	0.00	0	0.00	0.000	0.00	0.00	0.00	0.00
6/10/15	MMkt - Bill Invest/Issue	-13,200,000.00	(13,200,000.00)	1	0.37	0.375	0.00	0.00	0.00	0.00
6/11/15	MMkt - Bill Maturity	0.00	13,200,000.00	0	0.37	0.370	135.67	0.00	0.00	135.67
7/1/15	Closing Balance	0.00	0.00	0	0.37	0.370	0.00	0.00	0.00	0.00

Return on Investment - Detail - AST

Between: June 1, 2015 and July 1, 2015

Printed: June 30, 2015 2:59 pm

Cash Flow Date	Transaction Description	Orig Curr Balance	Local Currency Equivalent ()							
			Principal Movement	Days	Yield	Adj Yield	Premium/ (Discount)	Interest	Total Cost	
Arkansas State Treasury (Con't)										
Commercial Paper Disc Note Invest (Con't)										
							0.375	135.67	0.00	135.67
566895 - Commercial Paper - Tran Type: COMM PAPER, Start: June 10, 2015, Maturity: June 11, 2015										
6/1/15	Opening Balance	0.00	0.00	0	0.00	0.000	0.00	0.00	0.00	0.00
6/10/15	MMkt - Bill Invest/Issue	-82,900,000.00	(82,900,000.00)	1	0.37	0.375	0.00	0.00	0.00	0.00
6/11/15	MMkt - Bill Maturity	0.00	82,900,000.00	0	0.37	0.370	852.03	0.00	0.00	852.03
7/1/15	Closing Balance	0.00	0.00	0	0.37	0.370	0.00	0.00	0.00	0.00
							0.375	852.03	0.00	852.03
566896 - Commercial Paper - Tran Type: COMM PAPER, Start: June 10, 2015, Maturity: June 17, 2015										
6/1/15	Opening Balance	0.00	0.00	0	0.00	0.000	0.00	0.00	0.00	0.00
6/10/15	MMkt - Bill Invest/Issue	-110,000,000.00	(110,000,000.00)	7	0.44	0.447	0.00	0.00	0.00	0.00
6/17/15	MMkt - Bill Maturity	0.00	110,000,000.00	0	0.44	0.440	9,411.12	0.00	0.00	9,411.12
7/1/15	Closing Balance	0.00	0.00	0	0.44	0.440	0.00	0.00	0.00	0.00
							0.447	9,411.12	0.00	9,411.12
566897 - Commercial Paper - Tran Type: COMM PAPER, Start: June 10, 2015, Maturity: June 11, 2015										
6/1/15	Opening Balance	0.00	0.00	0	0.00	0.000	0.00	0.00	0.00	0.00
6/10/15	MMkt - Bill Invest/Issue	-18,500,000.00	(18,500,000.00)	1	0.35	0.355	0.00	0.00	0.00	0.00
6/11/15	MMkt - Bill Maturity	0.00	18,500,000.00	0	0.35	0.350	179.86	0.00	0.00	179.86
7/1/15	Closing Balance	0.00	0.00	0	0.35	0.350	0.00	0.00	0.00	0.00
							0.355	179.86	0.00	179.86
566898 - Commercial Paper - Tran Type: COMM PAPER, Start: June 10, 2015, Maturity: June 11, 2015										
6/1/15	Opening Balance	0.00	0.00	0	0.00	0.000	0.00	0.00	0.00	0.00
6/10/15	MMkt - Bill Invest/Issue	-50,000,000.00	(50,000,000.00)	1	0.35	0.355	0.00	0.00	0.00	0.00
6/11/15	MMkt - Bill Maturity	0.00	50,000,000.00	0	0.35	0.350	486.11	0.00	0.00	486.11
7/1/15	Closing Balance	0.00	0.00	0	0.35	0.350	0.00	0.00	0.00	0.00
							0.355	486.11	0.00	486.11
566899 - Commercial Paper - Tran Type: COMM PAPER, Start: June 10, 2015, Maturity: June 11, 2015										
6/1/15	Opening Balance	0.00	0.00	0	0.00	0.000	0.00	0.00	0.00	0.00
6/10/15	MMkt - Bill Invest/Issue	-11,261,000.00	(11,261,000.00)	1	0.37	0.375	0.00	0.00	0.00	0.00
6/11/15	MMkt - Bill Maturity	0.00	11,261,000.00	0	0.37	0.370	115.74	0.00	0.00	115.74
7/1/15	Closing Balance	0.00	0.00	0	0.37	0.370	0.00	0.00	0.00	0.00
							0.375	115.74	0.00	115.74
567084 - Commercial Paper - Tran Type: COMM PAPER, Start: June 11, 2015, Maturity: June 12, 2015										

Return on Investment - Detail - AST

Between: June 1, 2015 and July 1, 2015

Printed: June 30, 2015 2:59 pm

Cash Flow Date	Transaction Description	Orig Curr Balance	Local Currency Equivalent ()						
			Principal Movement	Days	Yield	Adj Yield	Premium/ (Discount)	Interest	Total Cost
Arkansas State Treasury (Con't)									
Commercial Paper Disc Note Invest (Con't)									
567084 - Commercial Paper - Tran Type: COMM PAPER, Start: June 11, 2015, Maturity: June 12, 2015									
6/1/15	Opening Balance	0.00	0.00	0	0.00	0.000	0.00	0.00	0.00
6/11/15	MMkt - Bill Invest/Issue	-58,280,000.00	(58,280,000.00)	1	0.35	0.355	0.00	0.00	0.00
6/12/15	MMkt - Bill Maturity	0.00	58,280,000.00	0	0.35	0.350	566.61	0.00	566.61
7/1/15	Closing Balance	0.00	0.00	0	0.35	0.350	0.00	0.00	0.00
						0.355	566.61	0.00	566.61
567085 - Commercial Paper - Tran Type: COMM PAPER, Start: June 11, 2015, Maturity: June 17, 2015									
6/1/15	Opening Balance	0.00	0.00	0	0.00	0.000	0.00	0.00	0.00
6/11/15	MMkt - Bill Invest/Issue	-26,000,000.00	(26,000,000.00)	6	0.36	0.365	0.00	0.00	0.00
6/17/15	MMkt - Bill Maturity	0.00	26,000,000.00	0	0.36	0.360	1,560.00	0.00	1,560.00
7/1/15	Closing Balance	0.00	0.00	0	0.36	0.360	0.00	0.00	0.00
						0.365	1,560.00	0.00	1,560.00
567086 - Commercial Paper - Tran Type: COMM PAPER, Start: June 11, 2015, Maturity: June 16, 2015									
6/1/15	Opening Balance	0.00	0.00	0	0.00	0.000	0.00	0.00	0.00
6/11/15	MMkt - Bill Invest/Issue	-21,000,000.00	(21,000,000.00)	5	0.37	0.376	0.00	0.00	0.00
6/16/15	MMkt - Bill Maturity	0.00	21,000,000.00	0	0.37	0.370	1,079.17	0.00	1,079.17
7/1/15	Closing Balance	0.00	0.00	0	0.37	0.370	0.00	0.00	0.00
						0.376	1,079.17	0.00	1,079.17
567087 - Commercial Paper - Tran Type: COMM PAPER, Start: June 11, 2015, Maturity: June 12, 2015									
6/1/15	Opening Balance	0.00	0.00	0	0.00	0.000	0.00	0.00	0.00
6/11/15	MMkt - Bill Invest/Issue	-31,900,000.00	(31,900,000.00)	1	0.35	0.355	0.00	0.00	0.00
6/12/15	MMkt - Bill Maturity	0.00	31,900,000.00	0	0.35	0.350	310.14	0.00	310.14
7/1/15	Closing Balance	0.00	0.00	0	0.35	0.350	0.00	0.00	0.00
						0.355	310.14	0.00	310.14
567088 - Commercial Paper - Tran Type: COMM PAPER, Start: June 11, 2015, Maturity: June 12, 2015									
6/1/15	Opening Balance	0.00	0.00	0	0.00	0.000	0.00	0.00	0.00
6/11/15	MMkt - Bill Invest/Issue	-33,000,000.00	(33,000,000.00)	1	0.40	0.406	0.00	0.00	0.00
6/12/15	MMkt - Bill Maturity	0.00	33,000,000.00	0	0.40	0.400	366.67	0.00	366.67
7/1/15	Closing Balance	0.00	0.00	0	0.40	0.400	0.00	0.00	0.00
						0.406	366.67	0.00	366.67
567089 - Commercial Paper - Tran Type: COMM PAPER, Start: June 11, 2015, Maturity: June 12, 2015									
6/1/15	Opening Balance	0.00	0.00	0	0.00	0.000	0.00	0.00	0.00

Return on Investment - Detail - AST

Between: June 1, 2015 and July 1, 2015

Printed: June 30, 2015 2:59 pm

Cash Flow Date	Transaction Description	Orig Curr Balance	Local Currency Equivalent ()							
			Principal Movement	Days	Yield	Adj Yield	Premium/ (Discount)	Interest	Total Cost	
Arkansas State Treasury (Con't)										
Commercial Paper Disc Note Invest (Con't)										
567089 - Commercial Paper - Tran Type: COMM PAPER, Start: June 11, 2015, Maturity: June 12, 2015										
6/11/15	MMkt - Bill Invest/Issue	-20,000,000.00	(20,000,000.00)	1	0.35	0.355	0.00	0.00	0.00	
6/12/15	MMkt - Bill Maturity	0.00	20,000,000.00	0	0.35	0.350	194.44	0.00	194.44	
7/1/15	Closing Balance	0.00	0.00	0	0.35	0.350	0.00	0.00	0.00	
							0.355	194.44	0.00	194.44
567090 - Commercial Paper - Tran Type: COMM PAPER, Start: June 11, 2015, Maturity: June 12, 2015										
6/1/15	Opening Balance	0.00	0.00	0	0.00	0.000	0.00	0.00	0.00	
6/11/15	MMkt - Bill Invest/Issue	-65,000,000.00	(65,000,000.00)	1	0.40	0.406	0.00	0.00	0.00	
6/12/15	MMkt - Bill Maturity	0.00	65,000,000.00	0	0.40	0.400	722.21	0.00	722.21	
7/1/15	Closing Balance	0.00	0.00	0	0.40	0.400	0.00	0.00	0.00	
							0.406	722.21	0.00	722.21
567532 - Commercial Paper - Tran Type: COMM PAPER, Start: June 15, 2015, Maturity: June 16, 2015										
6/1/15	Opening Balance	0.00	0.00	0	0.00	0.000	0.00	0.00	0.00	
6/15/15	MMkt - Bill Invest/Issue	-20,000,000.00	(20,000,000.00)	1	0.40	0.406	0.00	0.00	0.00	
6/16/15	MMkt - Bill Maturity	0.00	20,000,000.00	0	0.40	0.400	222.22	0.00	222.22	
7/1/15	Closing Balance	0.00	0.00	0	0.40	0.400	0.00	0.00	0.00	
							0.406	222.22	0.00	222.22
567533 - Commercial Paper - Tran Type: COMM PAPER, Start: June 15, 2015, Maturity: June 16, 2015										
6/1/15	Opening Balance	0.00	0.00	0	0.00	0.000	0.00	0.00	0.00	
6/15/15	MMkt - Bill Invest/Issue	-74,882,000.00	(74,882,000.00)	1	0.40	0.406	0.00	0.00	0.00	
6/16/15	MMkt - Bill Maturity	0.00	74,882,000.00	0	0.40	0.400	832.02	0.00	832.02	
7/1/15	Closing Balance	0.00	0.00	0	0.40	0.400	0.00	0.00	0.00	
							0.406	832.02	0.00	832.02
567534 - Commercial Paper - Tran Type: COMM PAPER, Start: June 15, 2015, Maturity: June 16, 2015										
6/1/15	Opening Balance	0.00	0.00	0	0.00	0.000	0.00	0.00	0.00	
6/15/15	MMkt - Bill Invest/Issue	-31,830,000.00	(31,830,000.00)	1	0.38	0.386	0.00	0.00	0.00	
6/16/15	MMkt - Bill Maturity	0.00	31,830,000.00	0	0.38	0.380	335.98	0.00	335.98	
7/1/15	Closing Balance	0.00	0.00	0	0.38	0.380	0.00	0.00	0.00	
							0.386	335.98	0.00	335.98
567535 - Commercial Paper - Tran Type: COMM PAPER, Start: June 15, 2015, Maturity: June 19, 2015										
6/1/15	Opening Balance	0.00	0.00	0	0.00	0.000	0.00	0.00	0.00	
6/15/15	MMkt - Bill Invest/Issue	-23,100,000.00	(23,100,000.00)	4	0.46	0.467	0.00	0.00	0.00	

Return on Investment - Detail - AST

Between: June 1, 2015 and July 1, 2015

Printed: June 30, 2015 2:59 pm

Cash Flow Date	Transaction Description	Orig Curr Balance	Local Currency Equivalent ()							
			Principal Movement	Days	Yield	Adj Yield	Premium/ (Discount)	Interest	Total Cost	
Arkansas State Treasury (Con't)										
Commercial Paper Disc Note Invest (Con't)										
567535 - Commercial Paper - Tran Type: COMM PAPER, Start: June 15, 2015, Maturity: June 19, 2015										
6/19/15	MMkt - Bill Maturity	0.00	23,100,000.00	0	0.46	0.460	1,180.67	0.00	1,180.67	
7/1/15	Closing Balance	0.00	0.00	0	0.46	0.460	0.00	0.00	0.00	
							0.467	1,180.67	0.00	1,180.67
567679 - Commercial Paper - Tran Type: COMM PAPER, Start: June 16, 2015, Maturity: June 17, 2015										
6/1/15	Opening Balance	0.00	0.00	0	0.00	0.000	0.00	0.00	0.00	
6/16/15	MMkt - Bill Invest/Issue	-10,000,000.00	(10,000,000.00)	1	0.45	0.457	0.00	0.00	0.00	
6/17/15	MMkt - Bill Maturity	0.00	10,000,000.00	0	0.45	0.450	125.00	0.00	125.00	
7/1/15	Closing Balance	0.00	0.00	0	0.45	0.450	0.00	0.00	0.00	
							0.457	125.00	0.00	125.00
567680 - Commercial Paper - Tran Type: COMM PAPER, Start: June 16, 2015, Maturity: June 17, 2015										
6/1/15	Opening Balance	0.00	0.00	0	0.00	0.000	0.00	0.00	0.00	
6/16/15	MMkt - Bill Invest/Issue	-24,000,000.00	(24,000,000.00)	1	0.40	0.406	0.00	0.00	0.00	
6/17/15	MMkt - Bill Maturity	0.00	24,000,000.00	0	0.40	0.400	266.66	0.00	266.66	
7/1/15	Closing Balance	0.00	0.00	0	0.40	0.400	0.00	0.00	0.00	
							0.406	266.66	0.00	266.66
567681 - Commercial Paper - Tran Type: COMM PAPER, Start: June 16, 2015, Maturity: June 17, 2015										
6/1/15	Opening Balance	0.00	0.00	0	0.00	0.000	0.00	0.00	0.00	
6/16/15	MMkt - Bill Invest/Issue	-50,000,000.00	(50,000,000.00)	1	0.40	0.406	0.00	0.00	0.00	
6/17/15	MMkt - Bill Maturity	0.00	50,000,000.00	0	0.40	0.400	555.55	0.00	555.55	
7/1/15	Closing Balance	0.00	0.00	0	0.40	0.400	0.00	0.00	0.00	
							0.406	555.55	0.00	555.55
567682 - Commercial Paper - Tran Type: COMM PAPER, Start: June 16, 2015, Maturity: June 30, 2015										
6/1/15	Opening Balance	0.00	0.00	0	0.00	0.000	0.00	0.00	0.00	
6/16/15	MMkt - Bill Invest/Issue	-19,000,000.00	(19,000,000.00)	14	0.60	0.609	0.00	0.00	0.00	
6/30/15	MMkt - Bill Maturity	0.00	19,000,000.00	0	0.60	0.600	4,433.33	0.00	4,433.33	
7/1/15	Closing Balance	0.00	0.00	0	0.60	0.600	0.00	0.00	0.00	
							0.609	4,433.33	0.00	4,433.33
567683 - Commercial Paper - Tran Type: COMM PAPER, Start: June 16, 2015, Maturity: June 22, 2015										
6/1/15	Opening Balance	0.00	0.00	0	0.00	0.000	0.00	0.00	0.00	
6/16/15	MMkt - Bill Invest/Issue	-32,050,000.00	(32,050,000.00)	6	0.47	0.477	0.00	0.00	0.00	
6/22/15	MMkt - Bill Maturity	0.00	32,050,000.00	0	0.47	0.470	2,510.58	0.00	2,510.58	

Return on Investment - Detail - AST

Between: June 1, 2015 and July 1, 2015

Printed: June 30, 2015 2:59 pm

Cash Flow Date	Transaction Description	Orig Curr Balance	Local Currency Equivalent ()							
			Principal Movement	Days	Yield	Adj Yield	Premium/ (Discount)	Interest	Total Cost	
Arkansas State Treasury (Con't)										
Commercial Paper Disc Note Invest (Con't)										
567683 - Commercial Paper - Tran Type: COMM PAPER, Start: June 16, 2015, Maturity: June 22, 2015										
7/1/15	Closing Balance	0.00	0.00	0	0.47	0.470	0.00	0.00	0.00	0.00
							0.477	2,510.58	0.00	2,510.58
567684 - Commercial Paper - Tran Type: COMM PAPER, Start: June 16, 2015, Maturity: June 17, 2015										
6/1/15	Opening Balance	0.00	0.00	0	0.00	0.000	0.00	0.00	0.00	0.00
6/16/15	MMkt - Bill Invest/Issue	-25,284,000.00	(25,284,000.00)	1	0.36	0.365	0.00	0.00	0.00	0.00
6/17/15	MMkt - Bill Maturity	0.00	25,284,000.00	0	0.36	0.360	252.84	0.00	0.00	252.84
7/1/15	Closing Balance	0.00	0.00	0	0.36	0.360	0.00	0.00	0.00	0.00
							0.365	252.84	0.00	252.84
567685 - Commercial Paper - Tran Type: COMM PAPER, Start: June 16, 2015, Maturity: June 17, 2015										
6/1/15	Opening Balance	0.00	0.00	0	0.00	0.000	0.00	0.00	0.00	0.00
6/16/15	MMkt - Bill Invest/Issue	-45,000,000.00	(45,000,000.00)	1	0.43	0.436	0.00	0.00	0.00	0.00
6/17/15	MMkt - Bill Maturity	0.00	45,000,000.00	0	0.43	0.430	537.51	0.00	0.00	537.51
7/1/15	Closing Balance	0.00	0.00	0	0.43	0.430	0.00	0.00	0.00	0.00
							0.436	537.51	0.00	537.51
567688 - Commercial Paper - Tran Type: COMM PAPER, Start: June 16, 2015, Maturity: June 17, 2015										
6/1/15	Opening Balance	0.00	0.00	0	0.00	0.000	0.00	0.00	0.00	0.00
6/16/15	MMkt - Bill Invest/Issue	-56,710,000.00	(56,710,000.00)	1	0.38	0.386	0.00	0.00	0.00	0.00
6/17/15	MMkt - Bill Maturity	0.00	56,710,000.00	0	0.38	0.380	598.61	0.00	0.00	598.61
7/1/15	Closing Balance	0.00	0.00	0	0.38	0.380	0.00	0.00	0.00	0.00
							0.386	598.61	0.00	598.61
567689 - Commercial Paper - Tran Type: COMM PAPER, Start: June 16, 2015, Maturity: June 17, 2015										
6/1/15	Opening Balance	0.00	0.00	0	0.00	0.000	0.00	0.00	0.00	0.00
6/16/15	MMkt - Bill Invest/Issue	-35,000,000.00	(35,000,000.00)	1	0.40	0.406	0.00	0.00	0.00	0.00
6/17/15	MMkt - Bill Maturity	0.00	35,000,000.00	0	0.40	0.400	388.89	0.00	0.00	388.89
7/1/15	Closing Balance	0.00	0.00	0	0.40	0.400	0.00	0.00	0.00	0.00
							0.406	388.89	0.00	388.89
567911 - Commercial Paper - Tran Type: COMM PAPER, Start: June 17, 2015, Maturity: June 24, 2015										
6/1/15	Opening Balance	0.00	0.00	0	0.00	0.000	0.00	0.00	0.00	0.00
6/17/15	MMkt - Bill Invest/Issue	-25,000,000.00	(25,000,000.00)	7	0.49	0.497	0.00	0.00	0.00	0.00
6/24/15	MMkt - Bill Maturity	0.00	25,000,000.00	0	0.49	0.490	2,381.95	0.00	0.00	2,381.95
7/1/15	Closing Balance	0.00	0.00	0	0.49	0.490	0.00	0.00	0.00	0.00

Return on Investment - Detail - AST

Between: June 1, 2015 and July 1, 2015

Printed: June 30, 2015 2:59 pm

Cash Flow Date	Transaction Description	Orig Curr Balance	Local Currency Equivalent ()							
			Principal Movement	Days	Yield	Adj Yield	Premium/ (Discount)	Interest	Total Cost	
Arkansas State Treasury (Con't)										
Commercial Paper Disc Note Invest (Con't)										
567912 - Commercial Paper - Tran Type: COMM PAPER, Start: June 17, 2015, Maturity: June 18, 2015							0.497	2,381.95	0.00	2,381.95
6/1/15	Opening Balance	0.00	0.00	0	0.00	0.000	0.00	0.00	0.00	0.00
6/17/15	MMkt - Bill Invest/Issue	-13,000,000.00	(13,000,000.00)	1	0.37	0.375	0.00	0.00	0.00	0.00
6/18/15	MMkt - Bill Maturity	0.00	13,000,000.00	0	0.37	0.370	133.61	0.00	0.00	133.61
7/1/15	Closing Balance	0.00	0.00	0	0.37	0.370	0.00	0.00	0.00	0.00
							0.375	133.61	0.00	133.61
567913 - Commercial Paper - Tran Type: COMM PAPER, Start: June 17, 2015, Maturity: June 24, 2015										
6/1/15	Opening Balance	0.00	0.00	0	0.00	0.000	0.00	0.00	0.00	0.00
6/17/15	MMkt - Bill Invest/Issue	-17,000,000.00	(17,000,000.00)	7	0.45	0.457	0.00	0.00	0.00	0.00
6/24/15	MMkt - Bill Maturity	0.00	17,000,000.00	0	0.45	0.450	1,487.50	0.00	0.00	1,487.50
7/1/15	Closing Balance	0.00	0.00	0	0.45	0.450	0.00	0.00	0.00	0.00
							0.457	1,487.50	0.00	1,487.50
567914 - Commercial Paper - Tran Type: COMM PAPER, Start: June 17, 2015, Maturity: June 18, 2015										
6/1/15	Opening Balance	0.00	0.00	0	0.00	0.000	0.00	0.00	0.00	0.00
6/17/15	MMkt - Bill Invest/Issue	-29,300,000.00	(29,300,000.00)	1	0.37	0.375	0.00	0.00	0.00	0.00
6/18/15	MMkt - Bill Maturity	0.00	29,300,000.00	0	0.37	0.370	301.14	0.00	0.00	301.14
7/1/15	Closing Balance	0.00	0.00	0	0.37	0.370	0.00	0.00	0.00	0.00
							0.375	301.14	0.00	301.14
567915 - Commercial Paper - Tran Type: COMM PAPER, Start: June 17, 2015, Maturity: June 18, 2015										
6/1/15	Opening Balance	0.00	0.00	0	0.00	0.000	0.00	0.00	0.00	0.00
6/17/15	MMkt - Bill Invest/Issue	-15,600,000.00	(15,600,000.00)	1	0.40	0.406	0.00	0.00	0.00	0.00
6/18/15	MMkt - Bill Maturity	0.00	15,600,000.00	0	0.40	0.400	173.33	0.00	0.00	173.33
7/1/15	Closing Balance	0.00	0.00	0	0.40	0.400	0.00	0.00	0.00	0.00
							0.406	173.33	0.00	173.33
567916 - Commercial Paper - Tran Type: COMM PAPER, Start: June 17, 2015, Maturity: June 18, 2015										
6/1/15	Opening Balance	0.00	0.00	0	0.00	0.000	0.00	0.00	0.00	0.00
6/17/15	MMkt - Bill Invest/Issue	-16,000,000.00	(16,000,000.00)	1	0.40	0.406	0.00	0.00	0.00	0.00
6/18/15	MMkt - Bill Maturity	0.00	16,000,000.00	0	0.40	0.400	177.78	0.00	0.00	177.78
7/1/15	Closing Balance	0.00	0.00	0	0.40	0.400	0.00	0.00	0.00	0.00
							0.406	177.78	0.00	177.78
567917 - Commercial Paper - Tran Type: COMM PAPER, Start: June 17, 2015, Maturity: June 18, 2015										

Return on Investment - Detail - AST

Between: June 1, 2015 and July 1, 2015

Printed: June 30, 2015 2:59 pm

Cash Flow Date	Transaction Description	Orig Curr Balance	Local Currency Equivalent ()						
			Principal Movement	Days	Yield	Adj Yield	Premium/ (Discount)	Interest	Total Cost
Arkansas State Treasury (Con't)									
Commercial Paper Disc Note Invest (Con't)									
567917 - Commercial Paper - Tran Type: COMM PAPER, Start: June 17, 2015, Maturity: June 18, 2015									
6/1/15	Opening Balance	0.00	0.00	0	0.00	0.000	0.00	0.00	0.00
6/17/15	MMkt - Bill Invest/Issue	-18,000,000.00	(18,000,000.00)	1	0.36	0.365	0.00	0.00	0.00
6/18/15	MMkt - Bill Maturity	0.00	18,000,000.00	0	0.36	0.360	180.00	0.00	180.00
7/1/15	Closing Balance	0.00	0.00	0	0.36	0.360	0.00	0.00	0.00
						0.365	180.00	0.00	180.00
567918 - Commercial Paper - Tran Type: COMM PAPER, Start: June 17, 2015, Maturity: June 18, 2015									
6/1/15	Opening Balance	0.00	0.00	0	0.00	0.000	0.00	0.00	0.00
6/17/15	MMkt - Bill Invest/Issue	-44,000,000.00	(44,000,000.00)	1	0.36	0.365	0.00	0.00	0.00
6/18/15	MMkt - Bill Maturity	0.00	44,000,000.00	0	0.36	0.360	440.00	0.00	440.00
7/1/15	Closing Balance	0.00	0.00	0	0.36	0.360	0.00	0.00	0.00
						0.365	440.00	0.00	440.00
567919 - Commercial Paper - Tran Type: COMM PAPER, Start: June 17, 2015, Maturity: June 18, 2015									
6/1/15	Opening Balance	0.00	0.00	0	0.00	0.000	0.00	0.00	0.00
6/17/15	MMkt - Bill Invest/Issue	-95,000,000.00	(95,000,000.00)	1	0.38	0.386	0.00	0.00	0.00
6/18/15	MMkt - Bill Maturity	0.00	95,000,000.00	0	0.38	0.380	1,002.78	0.00	1,002.78
7/1/15	Closing Balance	0.00	0.00	0	0.38	0.380	0.00	0.00	0.00
						0.386	1,002.78	0.00	1,002.78
567920 - Commercial Paper - Tran Type: COMM PAPER, Start: June 17, 2015, Maturity: June 18, 2015									
6/1/15	Opening Balance	0.00	0.00	0	0.00	0.000	0.00	0.00	0.00
6/17/15	MMkt - Bill Invest/Issue	-75,000,000.00	(75,000,000.00)	1	0.40	0.406	0.00	0.00	0.00
6/18/15	MMkt - Bill Maturity	0.00	75,000,000.00	0	0.40	0.400	833.33	0.00	833.33
7/1/15	Closing Balance	0.00	0.00	0	0.40	0.400	0.00	0.00	0.00
						0.406	833.33	0.00	833.33
567921 - Commercial Paper - Tran Type: COMM PAPER, Start: June 17, 2015, Maturity: June 18, 2015									
6/1/15	Opening Balance	0.00	0.00	0	0.00	0.000	0.00	0.00	0.00
6/17/15	MMkt - Bill Invest/Issue	-46,600,000.00	(46,600,000.00)	1	0.37	0.375	0.00	0.00	0.00
6/18/15	MMkt - Bill Maturity	0.00	46,600,000.00	0	0.37	0.370	478.94	0.00	478.94
7/1/15	Closing Balance	0.00	0.00	0	0.37	0.370	0.00	0.00	0.00
						0.375	478.94	0.00	478.94
567922 - Commercial Paper - Tran Type: COMM PAPER, Start: June 17, 2015, Maturity: June 26, 2015									
6/1/15	Opening Balance	0.00	0.00	0	0.00	0.000	0.00	0.00	0.00

Return on Investment - Detail - AST

Between: June 1, 2015 and July 1, 2015

Printed: June 30, 2015 2:59 pm

Cash Flow Date	Transaction Description	Orig Curr Balance	Local Currency Equivalent ()						
			Principal Movement	Days	Yield	Adj Yield	Premium/ (Discount)	Interest	Total Cost
Arkansas State Treasury (Con't)									
Commercial Paper Disc Note Invest (Con't)									
567922 - Commercial Paper - Tran Type: COMM PAPER, Start: June 17, 2015, Maturity: June 26, 2015									
6/17/15	MMkt - Bill Invest/Issue	-10,000,000.00	(10,000,000.00)	9	0.42	0.426	0.00	0.00	0.00
6/26/15	MMkt - Bill Maturity	0.00	10,000,000.00	0	0.42	0.420	1,050.00	0.00	1,050.00
7/1/15	Closing Balance	0.00	0.00	0	0.42	0.420	0.00	0.00	0.00
						0.426	1,050.00	0.00	1,050.00
567923 - Commercial Paper - Tran Type: COMM PAPER, Start: June 17, 2015, Maturity: June 25, 2015									
6/1/15	Opening Balance	0.00	0.00	0	0.00	0.000	0.00	0.00	0.00
6/17/15	MMkt - Bill Invest/Issue	-17,280,000.00	(17,280,000.00)	8	0.42	0.426	0.00	0.00	0.00
6/25/15	MMkt - Bill Maturity	0.00	17,280,000.00	0	0.42	0.420	1,612.80	0.00	1,612.80
7/1/15	Closing Balance	0.00	0.00	0	0.42	0.420	0.00	0.00	0.00
						0.426	1,612.80	0.00	1,612.80
567924 - Commercial Paper - Tran Type: COMM PAPER, Start: June 17, 2015, Maturity: June 26, 2015									
6/1/15	Opening Balance	0.00	0.00	0	0.00	0.000	0.00	0.00	0.00
6/17/15	MMkt - Bill Invest/Issue	-47,000,000.00	(47,000,000.00)	9	0.43	0.436	0.00	0.00	0.00
6/26/15	MMkt - Bill Maturity	0.00	47,000,000.00	0	0.43	0.430	5,052.50	0.00	5,052.50
7/1/15	Closing Balance	0.00	0.00	0	0.43	0.430	0.00	0.00	0.00
						0.436	5,052.50	0.00	5,052.50
567934 - BOA Securities, LLC MM - Tran Type: COMM PAPER, Start: May 22, 2015, Maturity: July 21, 2015									
6/1/15	Opening Balance	-33,600,000.00	(33,600,000.00)	30	0.71	0.722	(6,620.14)	0.00	(6,620.14)
7/1/15	Closing Balance	-33,600,000.00	(33,600,000.00)	0	0.71	0.722	26,496.21	0.00	26,496.21
						0.722	19,876.07	0.00	19,876.07
568140 - Commercial Paper - Tran Type: COMM PAPER, Start: June 18, 2015, Maturity: June 19, 2015									
6/1/15	Opening Balance	0.00	0.00	0	0.00	0.000	0.00	0.00	0.00
6/18/15	MMkt - Bill Invest/Issue	-38,000,000.00	(38,000,000.00)	1	0.37	0.375	0.00	0.00	0.00
6/19/15	MMkt - Bill Maturity	0.00	38,000,000.00	0	0.37	0.370	390.56	0.00	390.56
7/1/15	Closing Balance	0.00	0.00	0	0.37	0.370	0.00	0.00	0.00
						0.375	390.56	0.00	390.56
568141 - Commercial Paper - Tran Type: COMM PAPER, Start: June 19, 2015, Maturity: June 26, 2015									
6/1/15	Opening Balance	0.00	0.00	0	0.00	0.000	0.00	0.00	0.00
6/19/15	MMkt - Bill Invest/Issue	-50,000,000.00	(50,000,000.00)	7	0.42	0.426	0.00	0.00	0.00
6/26/15	MMkt - Bill Maturity	0.00	50,000,000.00	0	0.42	0.420	4,083.33	0.00	4,083.33
7/1/15	Closing Balance	0.00	0.00	0	0.42	0.420	0.00	0.00	0.00

Return on Investment - Detail - AST

Between: June 1, 2015 and July 1, 2015

Printed: June 30, 2015 2:59 pm

Cash Flow Date	Transaction Description	Orig Curr Balance	Local Currency Equivalent ()							
			Principal Movement	Days	Yield	Adj Yield	Premium/ (Discount)	Interest	Total Cost	
Arkansas State Treasury (Con't)										
Commercial Paper Disc Note Invest (Con't)										
568142 - Suntrust Capital Markets - Tran Type: COMM PAPER, Start: June 19, 2015, Maturity: July 24, 2015							0.426	4,083.33	0.00	4,083.33
6/1/15	Opening Balance	0.00	0.00	0	0.00	0.000	0.00	0.00	0.00	0.00
6/19/15	MMkt - Bill Invest/Issue	-20,000,000.00	(20,000,000.00)	12	0.60	0.609	0.00	0.00	0.00	0.00
7/1/15	Closing Balance	-20,000,000.00	(20,000,000.00)	0	0.60	0.609	3,998.47	0.00	0.00	3,998.47
							0.609	3,998.47	0.00	3,998.47
568143 - BOA Securities, LLC MM - Tran Type: COMM PAPER, Start: June 18, 2015, Maturity: July 13, 2015										
6/1/15	Opening Balance	0.00	0.00	0	0.00	0.000	0.00	0.00	0.00	0.00
6/18/15	MMkt - Bill Invest/Issue	-14,910,000.00	(14,910,000.00)	13	0.65	0.660	0.00	0.00	0.00	0.00
7/1/15	Closing Balance	-14,910,000.00	(14,910,000.00)	0	0.65	0.660	3,498.95	0.00	0.00	3,498.95
							0.660	3,498.95	0.00	3,498.95
568144 - Commercial Paper - Tran Type: COMM PAPER, Start: June 18, 2015, Maturity: June 19, 2015										
6/1/15	Opening Balance	0.00	0.00	0	0.00	0.000	0.00	0.00	0.00	0.00
6/18/15	MMkt - Bill Invest/Issue	-37,000,000.00	(37,000,000.00)	1	0.40	0.406	0.00	0.00	0.00	0.00
6/19/15	MMkt - Bill Maturity	0.00	37,000,000.00	0	0.40	0.400	411.11	0.00	0.00	411.11
7/1/15	Closing Balance	0.00	0.00	0	0.40	0.400	0.00	0.00	0.00	0.00
							0.406	411.11	0.00	411.11
568145 - Commercial Paper - Tran Type: COMM PAPER, Start: June 18, 2015, Maturity: June 30, 2015										
6/1/15	Opening Balance	0.00	0.00	0	0.00	0.000	0.00	0.00	0.00	0.00
6/18/15	MMkt - Bill Invest/Issue	-20,000,000.00	(20,000,000.00)	12	0.45	0.457	0.00	0.00	0.00	0.00
6/30/15	MMkt - Bill Maturity	0.00	20,000,000.00	0	0.45	0.450	3,000.00	0.00	0.00	3,000.00
7/1/15	Closing Balance	0.00	0.00	0	0.45	0.450	0.00	0.00	0.00	0.00
							0.457	3,000.00	0.00	3,000.00
568146 - Suntrust Capital Markets - Tran Type: COMM PAPER, Start: June 18, 2015, Maturity: August 14, 2015										
6/1/15	Opening Balance	0.00	0.00	0	0.00	0.000	0.00	0.00	0.00	0.00
6/18/15	MMkt - Bill Invest/Issue	-22,000,000.00	(22,000,000.00)	13	0.65	0.660	0.00	0.00	0.00	0.00
7/1/15	Closing Balance	-22,000,000.00	(22,000,000.00)	0	0.65	0.660	5,159.79	0.00	0.00	5,159.79
							0.660	5,159.79	0.00	5,159.79
568147 - Commercial Paper - Tran Type: COMM PAPER, Start: June 18, 2015, Maturity: June 19, 2015										
6/1/15	Opening Balance	0.00	0.00	0	0.00	0.000	0.00	0.00	0.00	0.00
6/18/15	MMkt - Bill Invest/Issue	-50,000,000.00	(50,000,000.00)	1	0.40	0.406	0.00	0.00	0.00	0.00
6/19/15	MMkt - Bill Maturity	0.00	50,000,000.00	0	0.40	0.400	555.55	0.00	0.00	555.55

Return on Investment - Detail - AST

Between: June 1, 2015 and July 1, 2015

Printed: June 30, 2015 2:59 pm

Cash Flow Date	Transaction Description	Orig Curr Balance	Local Currency Equivalent ()							
			Principal Movement	Days	Yield	Adj Yield	Premium/ (Discount)	Interest	Total Cost	
Arkansas State Treasury (Con't)										
Commercial Paper Disc Note Invest (Con't)										
568147 - Commercial Paper - Tran Type: COMM PAPER, Start: June 18, 2015, Maturity: June 19, 2015										
7/1/15	Closing Balance	0.00	0.00	0	0.40	0.400	0.00	0.00	0.00	0.00
							0.406	555.55	0.00	555.55
568148 - Commercial Paper - Tran Type: COMM PAPER, Start: June 18, 2015, Maturity: June 19, 2015										
6/1/15	Opening Balance	0.00	0.00	0	0.00	0.000	0.00	0.00	0.00	0.00
6/18/15	MMkt - Bill Invest/Issue	-79,000,000.00	(79,000,000.00)	1	0.40	0.406	0.00	0.00	0.00	0.00
6/19/15	MMkt - Bill Maturity	0.00	79,000,000.00	0	0.40	0.400	877.77	0.00	0.00	877.77
7/1/15	Closing Balance	0.00	0.00	0	0.40	0.400	0.00	0.00	0.00	0.00
							0.406	877.77	0.00	877.77
568149 - Commercial Paper - Tran Type: COMM PAPER, Start: June 18, 2015, Maturity: June 19, 2015										
6/1/15	Opening Balance	0.00	0.00	0	0.00	0.000	0.00	0.00	0.00	0.00
6/18/15	MMkt - Bill Invest/Issue	-25,500,000.00	(25,500,000.00)	1	0.42	0.426	0.00	0.00	0.00	0.00
6/19/15	MMkt - Bill Maturity	0.00	25,500,000.00	0	0.42	0.420	297.50	0.00	0.00	297.50
7/1/15	Closing Balance	0.00	0.00	0	0.42	0.420	0.00	0.00	0.00	0.00
							0.426	297.50	0.00	297.50
568150 - Commercial Paper - Tran Type: COMM PAPER, Start: June 18, 2015, Maturity: June 19, 2015										
6/1/15	Opening Balance	0.00	0.00	0	0.00	0.000	0.00	0.00	0.00	0.00
6/18/15	MMkt - Bill Invest/Issue	-33,000,000.00	(33,000,000.00)	1	0.37	0.375	0.00	0.00	0.00	0.00
6/19/15	MMkt - Bill Maturity	0.00	33,000,000.00	0	0.37	0.370	339.17	0.00	0.00	339.17
7/1/15	Closing Balance	0.00	0.00	0	0.37	0.370	0.00	0.00	0.00	0.00
							0.375	339.17	0.00	339.17
568151 - Commercial Paper - Tran Type: COMM PAPER, Start: June 18, 2015, Maturity: June 25, 2015										
6/1/15	Opening Balance	0.00	0.00	0	0.00	0.000	0.00	0.00	0.00	0.00
6/18/15	MMkt - Bill Invest/Issue	-61,391,300.00	(61,391,300.00)	7	0.42	0.426	0.00	0.00	0.00	0.00
6/25/15	MMkt - Bill Maturity	0.00	61,391,300.00	0	0.42	0.420	5,013.57	0.00	0.00	5,013.57
7/1/15	Closing Balance	0.00	0.00	0	0.42	0.420	0.00	0.00	0.00	0.00
							0.426	5,013.57	0.00	5,013.57
568152 - Commercial Paper - Tran Type: COMM PAPER, Start: June 18, 2015, Maturity: June 30, 2015										
6/1/15	Opening Balance	0.00	0.00	0	0.00	0.000	0.00	0.00	0.00	0.00
6/18/15	MMkt - Bill Invest/Issue	-30,000,000.00	(30,000,000.00)	12	0.45	0.457	0.00	0.00	0.00	0.00
6/30/15	MMkt - Bill Maturity	0.00	30,000,000.00	0	0.45	0.450	4,500.02	0.00	0.00	4,500.02
7/1/15	Closing Balance	0.00	0.00	0	0.45	0.450	0.00	0.00	0.00	0.00

Return on Investment - Detail - AST

Between: June 1, 2015 and July 1, 2015

Printed: June 30, 2015 2:59 pm

Cash Flow Date	Transaction Description	Orig Curr Balance	Local Currency Equivalent ()							
			Principal Movement	Days	Yield	Adj Yield	Premium/ (Discount)	Interest	Total Cost	
Arkansas State Treasury (Con't)										
Commercial Paper Disc Note Invest (Con't)										
568153 - Commercial Paper - Tran Type: COMM PAPER, Start: June 18, 2015, Maturity: June 19, 2015							0.457	4,500.02	0.00	4,500.02
6/1/15	Opening Balance	0.00	0.00	0	0.00	0.000	0.00	0.00	0.00	0.00
6/18/15	MMkt - Bill Invest/Issue	-20,000,000.00	(20,000,000.00)	1	0.42	0.426	0.00	0.00	0.00	0.00
6/19/15	MMkt - Bill Maturity	0.00	20,000,000.00	0	0.42	0.420	233.33	0.00	0.00	233.33
7/1/15	Closing Balance	0.00	0.00	0	0.42	0.420	0.00	0.00	0.00	0.00
							0.426	233.33	0.00	233.33
568154 - Commercial Paper - Tran Type: COMM PAPER, Start: June 18, 2015, Maturity: June 24, 2015										
6/1/15	Opening Balance	0.00	0.00	0	0.00	0.000	0.00	0.00	0.00	0.00
6/18/15	MMkt - Bill Invest/Issue	-3,750,000.00	(3,750,000.00)	6	0.45	0.457	0.00	0.00	0.00	0.00
6/24/15	MMkt - Bill Maturity	0.00	3,750,000.00	0	0.45	0.450	281.25	0.00	0.00	281.25
7/1/15	Closing Balance	0.00	0.00	0	0.45	0.450	0.00	0.00	0.00	0.00
							0.457	281.25	0.00	281.25
568394 - Commercial Paper - Tran Type: COMM PAPER, Start: June 19, 2015, Maturity: June 22, 2015										
6/1/15	Opening Balance	0.00	0.00	0	0.00	0.000	0.00	0.00	0.00	0.00
6/19/15	MMkt - Bill Invest/Issue	-93,500,000.00	(93,500,000.00)	3	0.40	0.406	0.00	0.00	0.00	0.00
6/22/15	MMkt - Bill Maturity	0.00	93,500,000.00	0	0.40	0.400	3,116.66	0.00	0.00	3,116.66
7/1/15	Closing Balance	0.00	0.00	0	0.40	0.400	0.00	0.00	0.00	0.00
							0.406	3,116.66	0.00	3,116.66
568395 - Commercial Paper - Tran Type: COMM PAPER, Start: June 19, 2015, Maturity: June 30, 2015										
6/1/15	Opening Balance	0.00	0.00	0	0.00	0.000	0.00	0.00	0.00	0.00
6/19/15	MMkt - Bill Invest/Issue	-18,000,000.00	(18,000,000.00)	11	0.46	0.467	0.00	0.00	0.00	0.00
6/30/15	MMkt - Bill Maturity	0.00	18,000,000.00	0	0.46	0.460	2,530.00	0.00	0.00	2,530.00
7/1/15	Closing Balance	0.00	0.00	0	0.46	0.460	0.00	0.00	0.00	0.00
							0.467	2,530.00	0.00	2,530.00
568396 - Commercial Paper - Tran Type: COMM PAPER, Start: June 19, 2015, Maturity: June 22, 2015										
6/1/15	Opening Balance	0.00	0.00	0	0.00	0.000	0.00	0.00	0.00	0.00
6/19/15	MMkt - Bill Invest/Issue	-79,000,000.00	(79,000,000.00)	3	0.40	0.406	0.00	0.00	0.00	0.00
6/22/15	MMkt - Bill Maturity	0.00	79,000,000.00	0	0.40	0.400	2,633.33	0.00	0.00	2,633.33
7/1/15	Closing Balance	0.00	0.00	0	0.40	0.400	0.00	0.00	0.00	0.00
							0.406	2,633.33	0.00	2,633.33
568621 - Commercial Paper - Tran Type: COMM PAPER, Start: June 22, 2015, Maturity: June 25, 2015										

Return on Investment - Detail - AST

Between: June 1, 2015 and July 1, 2015

Printed: June 30, 2015 2:59 pm

Cash Flow Date	Transaction Description	Orig Curr Balance	Local Currency Equivalent ()						
			Principal Movement	Days	Yield	Adj Yield	Premium/ (Discount)	Interest	Total Cost
Arkansas State Treasury (Con't)									
Commercial Paper Disc Note Invest (Con't)									
568621 - Commercial Paper - Tran Type: COMM PAPER, Start: June 22, 2015, Maturity: June 25, 2015									
6/1/15	Opening Balance	0.00	0.00	0	0.00	0.000	0.00	0.00	0.00
6/22/15	MMkt - Bill Invest/Issue	-95,000,000.00	(95,000,000.00)	3	0.47	0.477	0.00	0.00	0.00
6/25/15	MMkt - Bill Maturity	0.00	95,000,000.00	0	0.47	0.470	3,720.83	0.00	3,720.83
7/1/15	Closing Balance	0.00	0.00	0	0.47	0.470	0.00	0.00	0.00
						0.477	3,720.83	0.00	3,720.83
568622 - Commercial Paper - Tran Type: COMM PAPER, Start: June 22, 2015, Maturity: June 23, 2015									
6/1/15	Opening Balance	0.00	0.00	0	0.00	0.000	0.00	0.00	0.00
6/22/15	MMkt - Bill Invest/Issue	-76,000,000.00	(76,000,000.00)	1	0.40	0.406	0.00	0.00	0.00
6/23/15	MMkt - Bill Maturity	0.00	76,000,000.00	0	0.40	0.400	844.44	0.00	844.44
7/1/15	Closing Balance	0.00	0.00	0	0.40	0.400	0.00	0.00	0.00
						0.406	844.44	0.00	844.44
568623 - Commercial Paper - Tran Type: COMM PAPER, Start: June 22, 2015, Maturity: June 23, 2015									
6/1/15	Opening Balance	0.00	0.00	0	0.00	0.000	0.00	0.00	0.00
6/22/15	MMkt - Bill Invest/Issue	-39,000,000.00	(39,000,000.00)	1	0.40	0.406	0.00	0.00	0.00
6/23/15	MMkt - Bill Maturity	0.00	39,000,000.00	0	0.40	0.400	433.33	0.00	433.33
7/1/15	Closing Balance	0.00	0.00	0	0.40	0.400	0.00	0.00	0.00
						0.406	433.33	0.00	433.33
568624 - BOA Securities, LLC MM - Tran Type: COMM PAPER, Start: June 22, 2015, Maturity: July 2, 2015									
6/1/15	Opening Balance	0.00	0.00	0	0.00	0.000	0.00	0.00	0.00
6/22/15	MMkt - Bill Invest/Issue	-16,252,000.00	(16,252,000.00)	9	0.46	0.467	0.00	0.00	0.00
7/1/15	Closing Balance	-16,252,000.00	(16,252,000.00)	0	0.46	0.467	1,868.95	0.00	1,868.95
						0.467	1,868.95	0.00	1,868.95
568793 - Commercial Paper - Tran Type: COMM PAPER, Start: June 23, 2015, Maturity: June 29, 2015									
6/1/15	Opening Balance	0.00	0.00	0	0.00	0.000	0.00	0.00	0.00
6/23/15	MMkt - Bill Invest/Issue	-37,000,000.00	(37,000,000.00)	6	0.40	0.406	0.00	0.00	0.00
6/29/15	MMkt - Bill Maturity	0.00	37,000,000.00	0	0.40	0.400	2,466.67	0.00	2,466.67
7/1/15	Closing Balance	0.00	0.00	0	0.40	0.400	0.00	0.00	0.00
						0.406	2,466.67	0.00	2,466.67
568794 - Commercial Paper - Tran Type: COMM PAPER, Start: June 23, 2015, Maturity: June 30, 2015									
6/1/15	Opening Balance	0.00	0.00	0	0.00	0.000	0.00	0.00	0.00
6/23/15	MMkt - Bill Invest/Issue	-17,863,000.00	(17,863,000.00)	7	0.40	0.406	0.00	0.00	0.00

Return on Investment - Detail - AST

Between: June 1, 2015 and July 1, 2015

Printed: June 30, 2015 2:59 pm

Cash Flow Date	Transaction Description	Orig Curr Balance	Local Currency Equivalent ()						
			Principal Movement	Days	Yield	Adj Yield	Premium/ (Discount)	Interest	Total Cost
Arkansas State Treasury (Con't)									
Commercial Paper Disc Note Invest (Con't)									
568794 - Commercial Paper - Tran Type: COMM PAPER, Start: June 23, 2015, Maturity: June 30, 2015									
6/30/15	MMkt - Bill Maturity	0.00	17,863,000.00	0	0.40	0.400	1,389.34	0.00	1,389.34
7/1/15	Closing Balance	0.00	0.00	0	0.40	0.400	0.00	0.00	0.00
						0.406	1,389.34	0.00	1,389.34
568795 - Commercial Paper - Tran Type: COMM PAPER, Start: June 23, 2015, Maturity: June 24, 2015									
6/1/15	Opening Balance	0.00	0.00	0	0.00	0.000	0.00	0.00	0.00
6/23/15	MMkt - Bill Invest/Issue	-9,000,000.00	(9,000,000.00)	1	0.35	0.355	0.00	0.00	0.00
6/24/15	MMkt - Bill Maturity	0.00	9,000,000.00	0	0.35	0.350	87.50	0.00	87.50
7/1/15	Closing Balance	0.00	0.00	0	0.35	0.350	0.00	0.00	0.00
						0.355	87.50	0.00	87.50
568796 - Commercial Paper - Tran Type: COMM PAPER, Start: June 23, 2015, Maturity: June 30, 2015									
6/1/15	Opening Balance	0.00	0.00	0	0.00	0.000	0.00	0.00	0.00
6/23/15	MMkt - Bill Invest/Issue	-13,000,000.00	(13,000,000.00)	7	0.41	0.416	0.00	0.00	0.00
6/30/15	MMkt - Bill Maturity	0.00	13,000,000.00	0	0.41	0.410	1,036.39	0.00	1,036.39
7/1/15	Closing Balance	0.00	0.00	0	0.41	0.410	0.00	0.00	0.00
						0.416	1,036.39	0.00	1,036.39
568797 - Commercial Paper - Tran Type: COMM PAPER, Start: June 23, 2015, Maturity: June 24, 2015									
6/1/15	Opening Balance	0.00	0.00	0	0.00	0.000	0.00	0.00	0.00
6/23/15	MMkt - Bill Invest/Issue	-6,600,000.00	(6,600,000.00)	1	0.38	0.386	0.00	0.00	0.00
6/24/15	MMkt - Bill Maturity	0.00	6,600,000.00	0	0.38	0.380	69.67	0.00	69.67
7/1/15	Closing Balance	0.00	0.00	0	0.38	0.380	0.00	0.00	0.00
						0.386	69.67	0.00	69.67
568798 - Commercial Paper - Tran Type: COMM PAPER, Start: June 23, 2015, Maturity: June 24, 2015									
6/1/15	Opening Balance	0.00	0.00	0	0.00	0.000	0.00	0.00	0.00
6/23/15	MMkt - Bill Invest/Issue	-33,000,000.00	(33,000,000.00)	1	0.40	0.406	0.00	0.00	0.00
6/24/15	MMkt - Bill Maturity	0.00	33,000,000.00	0	0.40	0.400	366.66	0.00	366.66
7/1/15	Closing Balance	0.00	0.00	0	0.40	0.400	0.00	0.00	0.00
						0.406	366.66	0.00	366.66
568799 - Commercial Paper - Tran Type: COMM PAPER, Start: June 23, 2015, Maturity: June 30, 2015									
6/1/15	Opening Balance	0.00	0.00	0	0.00	0.000	0.00	0.00	0.00
6/23/15	MMkt - Bill Invest/Issue	-40,000,000.00	(40,000,000.00)	7	0.40	0.406	0.00	0.00	0.00
6/30/15	MMkt - Bill Maturity	0.00	40,000,000.00	0	0.40	0.400	3,111.11	0.00	3,111.11

Return on Investment - Detail - AST

Between: June 1, 2015 and July 1, 2015

Printed: June 30, 2015 2:59 pm

Cash Flow Date	Transaction Description	Orig Curr Balance	Local Currency Equivalent ()							
			Principal Movement	Days	Yield	Adj Yield	Premium/ (Discount)	Interest	Total Cost	
Arkansas State Treasury (Con't)										
Commercial Paper Disc Note Invest (Con't)										
568799 - Commercial Paper - Tran Type: COMM PAPER, Start: June 23, 2015, Maturity: June 30, 2015										
7/1/15	Closing Balance	0.00	0.00	0	0.40	0.400	0.00	0.00	0.00	0.00
							0.406	3,111.11	0.00	3,111.11
568800 - Suntrust Capital Markets - Tran Type: COMM PAPER, Start: June 23, 2015, Maturity: July 1, 2015										
6/1/15	Opening Balance	0.00	0.00	0	0.00	0.000	0.00	0.00	0.00	0.00
6/23/15	MMkt - Bill Invest/Issue	-13,000,000.00	(13,000,000.00)	8	0.46	0.467	0.00	0.00	0.00	0.00
7/1/15	Closing Balance	-13,000,000.00	(13,000,000.00)	0	0.46	0.467	1,328.89	0.00	0.00	1,328.89
							0.467	1,328.89	0.00	1,328.89
568801 - Commercial Paper - Tran Type: COMM PAPER, Start: June 23, 2015, Maturity: June 29, 2015										
6/1/15	Opening Balance	0.00	0.00	0	0.00	0.000	0.00	0.00	0.00	0.00
6/23/15	MMkt - Bill Invest/Issue	-27,920,000.00	(27,920,000.00)	6	0.45	0.457	0.00	0.00	0.00	0.00
6/29/15	MMkt - Bill Maturity	0.00	27,920,000.00	0	0.45	0.450	2,094.00	0.00	0.00	2,094.00
7/1/15	Closing Balance	0.00	0.00	0	0.45	0.450	0.00	0.00	0.00	0.00
							0.457	2,094.00	0.00	2,094.00
568802 - BOA Securities, LLC MM - Tran Type: COMM PAPER, Start: June 23, 2015, Maturity: July 1, 2015										
6/1/15	Opening Balance	0.00	0.00	0	0.00	0.000	0.00	0.00	0.00	0.00
6/23/15	MMkt - Bill Invest/Issue	-100,000,000.00	(100,000,000.00)	8	0.40	0.406	0.00	0.00	0.00	0.00
7/1/15	Closing Balance	-100,000,000.00	(100,000,000.00)	0	0.40	0.406	8,888.89	0.00	0.00	8,888.89
							0.406	8,888.89	0.00	8,888.89
569142 - Suntrust Capital Markets - Tran Type: COMM PAPER, Start: June 24, 2015, Maturity: July 2, 2015										
6/1/15	Opening Balance	0.00	0.00	0	0.00	0.000	0.00	0.00	0.00	0.00
6/24/15	MMkt - Bill Invest/Issue	-25,000,000.00	(25,000,000.00)	7	0.48	0.487	0.00	0.00	0.00	0.00
7/1/15	Closing Balance	-25,000,000.00	(25,000,000.00)	0	0.48	0.487	2,333.31	0.00	0.00	2,333.31
							0.487	2,333.31	0.00	2,333.31
569143 - Suntrust Capital Markets - Tran Type: COMM PAPER, Start: June 24, 2015, Maturity: July 2, 2015										
6/1/15	Opening Balance	0.00	0.00	0	0.00	0.000	0.00	0.00	0.00	0.00
6/24/15	MMkt - Bill Invest/Issue	-6,750,000.00	(6,750,000.00)	7	0.45	0.457	0.00	0.00	0.00	0.00
7/1/15	Closing Balance	-6,750,000.00	(6,750,000.00)	0	0.45	0.457	590.62	0.00	0.00	590.62
							0.457	590.62	0.00	590.62
569373 - Commercial Paper - Tran Type: COMM PAPER, Start: June 25, 2015, Maturity: June 29, 2015										
6/1/15	Opening Balance	0.00	0.00	0	0.00	0.000	0.00	0.00	0.00	0.00
6/25/15	MMkt - Bill Invest/Issue	-21,000,000.00	(21,000,000.00)	4	0.45	0.457	0.00	0.00	0.00	0.00

Return on Investment - Detail - AST

Between: June 1, 2015 and July 1, 2015

Printed: June 30, 2015 2:59 pm

Cash Flow Date	Transaction Description	Orig Curr Balance	Local Currency Equivalent ()							
			Principal Movement	Days	Yield	Adj Yield	Premium/ (Discount)	Interest	Total Cost	
Arkansas State Treasury (Con't)										
Commercial Paper Disc Note Invest (Con't)										
569373 - Commercial Paper - Tran Type: COMM PAPER, Start: June 25, 2015, Maturity: June 29, 2015										
6/29/15	MMkt - Bill Maturity	0.00	21,000,000.00	0	0.45	0.450	1,049.95	0.00	1,049.95	
7/1/15	Closing Balance	0.00	0.00	0	0.45	0.450	0.00	0.00	0.00	
							0.457	1,049.95	0.00	1,049.95
569375 - Suntrust Capital Markets - Tran Type: COMM PAPER, Start: May 20, 2015, Maturity: July 2, 2015										
6/1/15	Opening Balance	-27,816,000.00	(27,816,000.00)	30	0.65	0.660	(6,023.42)	0.00	(6,023.42)	
7/1/15	Closing Balance	-27,816,000.00	(27,816,000.00)	0	0.65	0.660	21,093.42	0.00	21,093.42	
							0.660	15,070.00	0.00	15,070.00
569807 - BOA Securities, LLC MM - Tran Type: COMM PAPER, Start: June 29, 2015, Maturity: July 2, 2015										
6/1/15	Opening Balance	0.00	0.00	0	0.00	0.000	0.00	0.00	0.00	
6/29/15	MMkt - Bill Invest/Issue	-16,500,000.00	(16,500,000.00)	2	0.40	0.406	0.00	0.00	0.00	
7/1/15	Closing Balance	-16,500,000.00	(16,500,000.00)	0	0.40	0.406	366.66	0.00	366.66	
							0.406	366.66	0.00	366.66
570000 - BOA Securities, LLC MM - Tran Type: COMM PAPER, Start: June 30, 2015, Maturity: July 1, 2015										
6/1/15	Opening Balance	0.00	0.00	0	0.00	0.000	0.00	0.00	0.00	
6/30/15	MMkt - Bill Invest/Issue	-20,013,000.00	(20,013,000.00)	1	0.35	0.355	0.00	0.00	0.00	
7/1/15	Closing Balance	-20,013,000.00	(20,013,000.00)	0	0.35	0.355	194.57	0.00	194.57	
							0.355	194.57	0.00	194.57
570001 - BOA Securities, LLC MM - Tran Type: COMM PAPER, Start: June 30, 2015, Maturity: July 1, 2015										
6/1/15	Opening Balance	0.00	0.00	0	0.00	0.000	0.00	0.00	0.00	
6/30/15	MMkt - Bill Invest/Issue	-41,000,000.00	(41,000,000.00)	1	0.40	0.406	0.00	0.00	0.00	
7/1/15	Closing Balance	-41,000,000.00	(41,000,000.00)	0	0.40	0.406	455.56	0.00	455.56	
							0.406	455.56	0.00	455.56
570002 - BOA Securities, LLC MM - Tran Type: COMM PAPER, Start: June 30, 2015, Maturity: July 2, 2015										
6/1/15	Opening Balance	0.00	0.00	0	0.00	0.000	0.00	0.00	0.00	
6/30/15	MMkt - Bill Invest/Issue	-75,000,000.00	(75,000,000.00)	1	0.32	0.325	0.00	0.00	0.00	
7/1/15	Closing Balance	-75,000,000.00	(75,000,000.00)	0	0.32	0.325	666.66	0.00	666.66	
							0.325	666.66	0.00	666.66
Commercial Paper Disc Note							0.583	627,726.13	0.00	627,726.13
Demand Accounts Invest										
000000 - 1STSEC DDA - Tran Type: DDA, Start: July 1, 2004, Maturity: Overnight										

Return on Investment - Detail - AST

Between: June 1, 2015 and July 1, 2015

Printed: June 30, 2015 2:59 pm

Cash Flow Date	Transaction Description	Orig Curr Balance	Local Currency Equivalent ()							
			Principal Movement	Days	Yield	Adj Yield	Premium/ (Discount)	Interest	Total Cost	
Arkansas State Treasury (Con't)										
Demand Accounts Invest (Con't)										
000000 - 1STSEC DDA - Tran Type: DDA, Start: July 1, 2004, Maturity: Overnight										
6/1/15	Opening Balance	3,000,000.00	3,000,000.00	0	0.45	0.450	0.00	36.99	36.99	
6/23/15	DDA - Balance Change	3,000,036.99	3,000,036.99	22	0.45	0.450	0.00	813.70	813.70	
6/30/15	DDA - Balance Change	3,000,036.99	3,000,036.99	7	0.45	0.450	0.00	258.91	258.91	
7/1/15	Closing Balance	3,000,036.99	3,000,036.99	1	0.45	0.450	0.00	36.99	36.99	
						0.450	0.00	1,146.59	1,146.59	
000000 - BOA MAIN - Tran Type: DDA, Start: July 1, 2004, Maturity: Overnight										
6/1/15	Opening Balance	589,795.75	589,795.75	0	0.07	0.070	0.00	1,030,074.32	1,030,074.32	
6/1/15	DDA - Balance Change	606,221.09	606,221.09	0	0.07	0.070	0.00	0.00	0.00	
6/2/15	DDA - Balance Change	812,837.61	812,837.61	1	0.07	0.070	0.00	1.16	1.16	
6/3/15	DDA - Balance Change	46,588.70	46,588.70	1	0.07	0.070	0.00	1.56	1.56	
6/4/15	DDA - Balance Change	704,573.67	704,573.67	1	0.07	0.070	0.00	0.09	0.09	
6/5/15	DDA - Balance Change	1,987,688.76	1,987,688.76	1	0.07	0.070	0.00	1.35	1.35	
6/8/15	DDA - Balance Change	242,008.75	242,008.75	3	0.07	0.070	0.00	11.44	11.44	
6/9/15	DDA - Balance Change	1,049,749.34	1,049,749.34	1	0.07	0.070	0.00	0.46	0.46	
6/10/15	DDA - Balance Change	1,365,910.37	1,365,910.37	1	0.07	0.070	0.00	2.01	2.01	
6/11/15	DDA - Balance Change	3,582,342.57	3,582,342.57	1	0.07	0.070	0.00	2.62	2.62	
6/12/15	DDA - Balance Change	631,139.06	631,139.06	1	0.07	0.070	0.00	6.87	6.87	
6/15/15	DDA - Balance Change	1,148,563.33	1,148,563.33	3	0.07	0.070	0.00	3.63	3.63	
6/16/15	DDA - Balance Change	1,741,877.76	1,741,877.76	1	0.07	0.070	0.00	2.20	2.20	
6/17/15	DDA - Balance Change	1,192,593.86	1,192,593.86	1	0.07	0.070	0.00	3.34	3.34	
6/18/15	DDA - Balance Change	1,381,286.35	1,381,286.35	1	0.07	0.070	0.00	2.29	2.29	
6/19/15	DDA - Balance Change	917,645.61	917,645.61	1	0.07	0.070	0.00	2.65	2.65	
6/22/15	DDA - Balance Change	1,926,808.90	1,926,808.90	3	0.07	0.070	0.00	5.28	5.28	
6/23/15	DDA - Balance Change	2,895,271.22	2,895,271.22	1	0.07	0.070	0.00	3.70	3.70	
6/24/15	DDA - Balance Change	995,572.16	995,572.16	1	0.07	0.070	0.00	5.55	5.55	
6/25/15	DDA - Balance Change	3,603,291.75	3,603,291.75	1	0.07	0.070	0.00	1.91	1.91	
6/26/15	DDA - Balance Change	1,247,936.30	1,247,936.30	1	0.07	0.070	0.00	6.91	6.91	
6/29/15	DDA - Balance Change	1,289,170.70	1,289,170.70	3	0.07	0.070	0.00	7.18	7.18	
6/30/15	DDA - Balance Change	1,113,756.72	1,113,756.72	1	0.07	0.070	0.00	2.47	2.47	
7/1/15	Closing Balance	1,113,756.72	1,113,756.72	1	0.07	0.070	0.00	2.14	2.14	
						0.070	0.00	1,030,151.13	1,030,151.13	
000000 - CENTEN DEP - Tran Type: DDA, Start: July 1, 2004, Maturity: Overnight										

Return on Investment - Detail - AST

Between: June 1, 2015 and July 1, 2015

Printed: June 30, 2015 2:59 pm

Cash Flow Date	Transaction Description	Orig Curr Balance	Local Currency Equivalent ()							
			Principal Movement	Days	Yield	Adj Yield	Premium/ (Discount)	Interest	Total Cost	
Arkansas State Treasury (Con't)										
Demand Accounts Invest (Con't)										
000000 - CENTEN DEP - Tran Type: DDA, Start: July 1, 2004, Maturity: Overnight										
6/1/15	Opening Balance	0.00	0.00	0	0.05	0.050	0.00	0.00	0.00	
7/1/15	Closing Balance	0.00	0.00	30	0.05	0.050	0.00	0.00	0.00	
							0.00	0.00	0.00	
000000 - CENTENNIAL - Tran Type: DDA, Start: July 1, 2004, Maturity: Overnight										
6/1/15	Opening Balance	25,340,292.05	25,340,292.05	0	0.25	0.250	0.00	698,422.30	698,422.30	
6/1/15	DDA - Balance Change	43,340,292.05	43,340,292.05	0	0.25	0.250	0.00	0.00	0.00	
6/2/15	DDA - Balance Change	45,340,292.05	45,340,292.05	1	0.25	0.250	0.00	296.85	296.85	
6/4/15	DDA - Balance Change	48,340,292.05	48,340,292.05	2	0.25	0.250	0.00	621.10	621.10	
6/5/15	DDA - Balance Change	35,340,292.05	35,340,292.05	1	0.25	0.250	0.00	331.10	331.10	
6/8/15	DDA - Balance Change	41,340,292.05	41,340,292.05	3	0.25	0.250	0.00	726.17	726.17	
6/9/15	DDA - Balance Change	45,340,292.05	45,340,292.05	1	0.25	0.250	0.00	283.15	283.15	
6/10/15	DDA - Balance Change	42,340,292.05	42,340,292.05	1	0.25	0.250	0.00	310.55	310.55	
6/11/15	DDA - Balance Change	340,292.05	340,292.05	1	0.25	0.250	0.00	290.00	290.00	
6/12/15	DDA - Balance Change	4,340,292.05	4,340,292.05	1	0.25	0.250	0.00	2.33	2.33	
6/15/15	DDA - Balance Change	45,340,292.05	45,340,292.05	3	0.25	0.250	0.00	89.18	89.18	
6/16/15	DDA - Balance Change	48,340,292.05	48,340,292.05	1	0.25	0.250	0.00	310.55	310.55	
6/17/15	DDA - Balance Change	21,340,292.05	21,340,292.05	1	0.25	0.250	0.00	331.10	331.10	
6/19/15	DDA - Balance Change	43,340,292.05	43,340,292.05	2	0.25	0.250	0.00	292.33	292.33	
6/22/15	DDA - Balance Change	45,340,292.05	45,340,292.05	3	0.25	0.250	0.00	890.55	890.55	
6/23/15	DDA - Balance Change	45,346,508.14	45,346,508.14	1	0.25	0.250	0.00	310.55	310.55	
6/24/15	DDA - Balance Change	83,346,508.14	83,346,508.14	1	0.25	0.250	0.00	310.59	310.59	
6/25/15	DDA - Balance Change	28,346,508.14	28,346,508.14	1	0.25	0.250	0.00	570.87	570.87	
6/26/15	DDA - Balance Change	1,346,508.14	1,346,508.14	1	0.25	0.250	0.00	194.15	194.15	
6/29/15	DDA - Balance Change	40,346,508.14	40,346,508.14	3	0.25	0.250	0.00	27.67	27.67	
6/30/15	DDA - Balance Change	7,346,508.14	7,346,508.14	1	0.25	0.250	0.00	276.35	276.35	
7/1/15	Closing Balance	7,346,508.14	7,346,508.14	1	0.25	0.250	0.00	50.32	50.32	
							0.250	0.00	704,937.76	704,937.76
000000 - CHAMBERS - Tran Type: DDA, Start: July 1, 2004, Maturity: Overnight										
6/1/15	Opening Balance	0.00	0.00	0	0.25	0.250	0.00	54,163.18	54,163.18	
7/1/15	Closing Balance	0.00	0.00	30	0.25	0.250	0.00	0.00	0.00	
							0.00	54,163.18	54,163.18	

Return on Investment - Detail - AST

Between: June 1, 2015 and July 1, 2015

Printed: June 30, 2015 2:59 pm

Cash Flow Date	Transaction Description	Orig Curr Balance	Local Currency Equivalent ()							
			Principal Movement	Days	Yield	Adj Yield	Premium/ (Discount)	Interest	Total Cost	
Arkansas State Treasury (Con't)										
Demand Accounts Invest (Con't)										
000000 - DELIGHT - Tran Type: DDA, Start: July 1, 2004, Maturity: Overnight										
6/1/15	Opening Balance	0.00	0.00	0	0.25	0.250	0.00	77,308.71	77,308.71	
7/1/15	Closing Balance	0.00	0.00	30	0.25	0.250	0.00	0.00	0.00	
							0.00	77,308.71	77,308.71	
000000 - DELTATRUST - Tran Type: DDA, Start: July 1, 2004, Maturity: Overnight										
6/1/15	Opening Balance	0.00	0.00	0	0.25	0.250	0.00	78,208.54	78,208.54	
7/1/15	Closing Balance	0.00	0.00	30	0.25	0.250	0.00	0.00	0.00	
							0.00	78,208.54	78,208.54	
000000 - METRO DDA - Tran Type: DDA, Start: July 1, 2004, Maturity: Overnight										
6/1/15	Opening Balance	0.00	0.00	0	0.25	0.250	0.00	407.55	407.55	
7/1/15	Closing Balance	0.00	0.00	30	0.25	0.250	0.00	0.00	0.00	
							0.00	407.55	407.55	
000000 - NEWPORT - Tran Type: DDA, Start: July 1, 2004, Maturity: Overnight										
6/1/15	Opening Balance	0.00	0.00	0	0.20	0.200	0.00	45,907.31	45,907.31	
7/1/15	Closing Balance	0.00	0.00	30	0.20	0.200	0.00	0.00	0.00	
							0.00	45,907.31	45,907.31	
000000 - ONE BANK - Tran Type: DDA, Start: July 1, 2004, Maturity: Overnight										
6/1/15	Opening Balance	0.00	0.00	0	0.50	0.500	0.00	12,636.79	12,636.79	
7/1/15	Closing Balance	0.00	0.00	30	0.50	0.500	0.00	0.00	0.00	
							0.00	12,636.79	12,636.79	
000000 - OZARKS - Tran Type: DDA, Start: July 1, 2004, Maturity: Overnight										
6/1/15	Opening Balance	27,282,857.69	27,282,857.69	0	0.25	0.250	0.00	68,430.41	68,430.41	
6/1/15	DDA - Balance Change	44,282,857.69	44,282,857.69	0	0.25	0.250	0.00	0.00	0.00	
6/5/15	DDA - Balance Change	32,282,857.69	32,282,857.69	4	0.25	0.250	0.00	1,213.23	1,213.23	
6/9/15	DDA - Balance Change	39,282,857.69	39,282,857.69	4	0.25	0.250	0.00	884.46	884.46	
6/10/15	DDA - Balance Change	31,282,857.69	31,282,857.69	1	0.25	0.250	0.00	269.06	269.06	
6/11/15	DDA - Balance Change	282,857.69	282,857.69	1	0.45	0.450	0.00	214.27	214.27	
6/12/15	DDA - Balance Change	2,282,857.69	2,282,857.69	1	0.45	0.450	0.00	3.49	3.49	
6/15/15	DDA - Balance Change	74,282,857.69	74,282,857.69	3	0.45	0.450	0.00	84.43	84.43	
6/23/15	DDA - Balance Change	74,287,619.35	74,287,619.35	8	0.45	0.450	0.00	7,326.53	7,326.53	
6/26/15	DDA - Balance Change	52,287,619.35	52,287,619.35	3	0.45	0.450	0.00	2,747.62	2,747.62	
6/29/15	DDA - Balance Change	75,287,619.35	75,287,619.35	3	0.45	0.450	0.00	1,933.93	1,933.93	

Return on Investment - Detail - AST

Between: June 1, 2015 and July 1, 2015

Printed: June 30, 2015 2:59 pm

Cash Flow Date	Transaction Description	Orig Curr Balance	Local Currency Equivalent ()							
			Principal Movement	Days	Yield	Adj Yield	Premium/ (Discount)	Interest	Total Cost	
Arkansas State Treasury (Con't)										
Demand Accounts Invest (Con't)										
000000 - OZARKS - Tran Type: DDA, Start: July 1, 2004, Maturity: Overnight										
7/1/15	Closing Balance	75,287,619.35	75,287,619.35	2	0.45	0.450	0.00	1,856.41	1,856.41	
							0.412	0.00	84,963.84	84,963.84
000000 - REGIONS - Tran Type: DDA, Start: July 1, 2004, Maturity: Overnight										
6/1/15	Opening Balance	4,265,086.46	4,265,086.46	0	0.10	0.100	0.00	243,243.16	243,243.16	
6/1/15	DDA - Balance Change	4,592,367.61	4,592,367.61	0	0.10	0.100	0.00	0.00	0.00	
6/2/15	DDA - Balance Change	4,988,753.64	4,988,753.64	1	0.10	0.100	0.00	12.58	12.58	
6/3/15	DDA - Balance Change	11,746.51	11,746.51	1	0.10	0.100	0.00	13.67	13.67	
6/4/15	DDA - Balance Change	271,792.45	271,792.45	1	0.10	0.100	0.00	0.03	0.03	
6/5/15	DDA - Balance Change	377,534.31	377,534.31	1	0.10	0.100	0.00	0.74	0.74	
6/8/15	DDA - Balance Change	1,198,046.53	1,198,046.53	3	0.10	0.100	0.00	3.10	3.10	
6/9/15	DDA - Balance Change	756,108.38	756,108.38	1	0.10	0.100	0.00	3.28	3.28	
6/10/15	DDA - Balance Change	1,097,242.19	1,097,242.19	1	0.10	0.100	0.00	2.07	2.07	
6/11/15	DDA - Balance Change	1,807,409.99	1,807,409.99	1	0.10	0.100	0.00	3.01	3.01	
6/12/15	DDA - Balance Change	1,031,328.57	1,031,328.57	1	0.10	0.100	0.00	4.95	4.95	
6/15/15	DDA - Balance Change	1,117,783.80	1,117,783.80	3	0.10	0.100	0.00	8.48	8.48	
6/16/15	DDA - Balance Change	1,990,847.98	1,990,847.98	1	0.10	0.100	0.00	3.06	3.06	
6/17/15	DDA - Balance Change	-10,334,029.10	(10,334,029.10)	1	0.10	0.100	0.00	5.45	5.45	
6/18/15	DDA - Balance Change	3,022,026.30	3,022,026.30	1	0.10	0.100	0.00	(28.31)	(28.31)	
6/19/15	DDA - Balance Change	861,094.34	861,094.34	1	0.10	0.100	0.00	8.28	8.28	
6/22/15	DDA - Balance Change	1,560,066.71	1,560,066.71	3	0.10	0.100	0.00	7.08	7.08	
6/23/15	DDA - Balance Change	2,802,858.10	2,802,858.10	1	0.10	0.100	0.00	4.27	4.27	
6/24/15	DDA - Balance Change	3,569,129.84	3,569,129.84	1	0.10	0.100	0.00	7.68	7.68	
6/25/15	DDA - Balance Change	1,996,300.69	1,996,300.69	1	0.10	0.100	0.00	9.78	9.78	
6/26/15	DDA - Balance Change	1,170,497.92	1,170,497.92	1	0.10	0.100	0.00	5.47	5.47	
6/29/15	DDA - Balance Change	1,237,607.01	1,237,607.01	3	0.10	0.100	0.00	9.62	9.62	
6/30/15	DDA - Balance Change	1,471,296.19	1,471,296.19	1	0.10	0.100	0.00	3.39	3.39	
7/1/15	Closing Balance	1,471,296.19	1,471,296.19	1	0.10	0.100	0.00	4.03	4.03	
							0.100	0.00	243,334.87	243,334.87
000000 - SIMMONS - Tran Type: DDA, Start: July 1, 2004, Maturity: Overnight										
6/1/15	Opening Balance	19,490,476.37	19,490,476.37	0	0.50	0.500	0.00	814,952.21	814,952.21	
6/1/15	DDA - Balance Change	22,888,418.75	22,888,418.75	0	0.50	0.500	0.00	0.00	0.00	
6/2/15	DDA - Balance Change	45,259,855.53	45,259,855.53	1	0.50	0.500	0.00	313.54	313.54	

Return on Investment - Detail - AST

Between: June 1, 2015 and July 1, 2015

Printed: June 30, 2015 2:59 pm

Cash Flow Date	Transaction Description	Orig Curr Balance	Local Currency Equivalent ()							
			Principal Movement	Days	Yield	Adj Yield	Premium/ (Discount)	Interest	Total Cost	
Arkansas State Treasury (Con't)										
Demand Accounts Invest (Con't)										
000000 - SIMMONS - Tran Type: DDA, Start: July 1, 2004, Maturity: Overnight										
6/3/15	DDA - Balance Change	35,108,616.11	35,108,616.11	1	0.50	0.500	0.00	620.00	620.00	
6/4/15	DDA - Balance Change	34,942,537.82	34,942,537.82	1	0.50	0.500	0.00	480.94	480.94	
6/5/15	DDA - Balance Change	34,859,201.17	34,859,201.17	1	0.50	0.500	0.00	478.66	478.66	
6/8/15	DDA - Balance Change	35,127,108.71	35,127,108.71	3	0.50	0.500	0.00	1,432.57	1,432.57	
6/9/15	DDA - Balance Change	35,497,087.58	35,497,087.58	1	0.50	0.500	0.00	481.19	481.19	
6/10/15	DDA - Balance Change	34,840,128.04	34,840,128.04	1	0.50	0.500	0.00	486.26	486.26	
6/11/15	DDA - Balance Change	15,534,296.95	15,534,296.95	1	0.50	0.500	0.00	477.26	477.26	
6/12/15	DDA - Balance Change	24,494,604.36	24,494,604.36	1	0.50	0.500	0.00	212.80	212.80	
6/15/15	DDA - Balance Change	33,433,532.88	33,433,532.88	3	0.50	0.500	0.00	1,006.63	1,006.63	
6/16/15	DDA - Balance Change	35,678,415.83	35,678,415.83	1	0.50	0.500	0.00	457.99	457.99	
6/17/15	DDA - Balance Change	35,227,806.02	35,227,806.02	1	0.50	0.500	0.00	488.75	488.75	
6/18/15	DDA - Balance Change	35,365,736.61	35,365,736.61	1	0.50	0.500	0.00	482.57	482.57	
6/19/15	DDA - Balance Change	35,788,294.49	35,788,294.49	1	0.50	0.500	0.00	484.46	484.46	
6/22/15	DDA - Balance Change	35,035,357.53	35,035,357.53	3	0.50	0.500	0.00	1,470.75	1,470.75	
6/23/15	DDA - Balance Change	35,028,543.86	35,028,543.86	1	0.50	0.500	0.00	479.94	479.94	
6/24/15	DDA - Balance Change	35,635,683.84	35,635,683.84	1	0.50	0.500	0.00	479.84	479.84	
6/25/15	DDA - Balance Change	38,382,229.26	38,382,229.26	1	0.50	0.500	0.00	488.16	488.16	
6/26/15	DDA - Balance Change	35,779,990.69	35,779,990.69	1	0.50	0.500	0.00	525.78	525.78	
6/29/15	DDA - Balance Change	35,309,713.65	35,309,713.65	3	0.50	0.500	0.00	1,470.41	1,470.41	
6/30/15	DDA - Balance Change	71,427,077.42	71,427,077.42	1	0.50	0.500	0.00	483.69	483.69	
7/1/15	Closing Balance	71,427,077.42	71,427,077.42	1	0.50	0.500	0.00	978.45	978.45	
							0.500	0.00	829,232.85	829,232.85
000000 - SUMMIT - Tran Type: DDA, Start: July 1, 2004, Maturity: Overnight										
6/1/15	Opening Balance	0.00	0.00	0	0.25	0.250	0.00	110,304.62	110,304.62	
7/1/15	Closing Balance	0.00	0.00	30	0.25	0.250	0.00	0.00	0.00	
							0.00	110,304.62	110,304.62	
000000 - TWIN CITY - Tran Type: DDA, Start: July 1, 2004, Maturity: Overnight										
6/1/15	Opening Balance	0.00	0.00	0	0.50	0.500	0.00	0.00	0.00	
7/1/15	Closing Balance	0.00	0.00	30	0.50	0.500	0.00	0.00	0.00	
							0.00	0.00	0.00	
000000 - US BANK - Tran Type: DDA, Start: July 1, 2004, Maturity: Overnight										

Return on Investment - Detail - AST

Between: June 1, 2015 and July 1, 2015

Printed: June 30, 2015 2:59 pm

Cash Flow Date	Transaction Description	Orig Curr Balance	Local Currency Equivalent ()						
			Principal Movement	Days	Yield	Adj Yield	Premium/ (Discount)	Interest	Total Cost
Arkansas State Treasury (Con't)									
Demand Accounts Invest (Con't)									
000000 - US BANK - Tran Type: DDA, Start: July 1, 2004, Maturity: Overnight									
6/1/15	Opening Balance	99,237.25	99,237.25	0	0.04	0.035	0.00	55.63	55.63
6/23/15	DDA - Balance Change	199,240.18	199,240.18	22	0.04	0.035	0.00	2.09	2.09
6/25/15	DDA - Balance Change	94,840.18	94,840.18	2	0.04	0.035	0.00	0.38	0.38
7/1/15	Closing Balance	94,840.18	94,840.18	6	0.04	0.035	0.00	0.55	0.55
						0.035	0.00	58.65	58.65
Demand Accounts						0.386	0.00	3,272,762.39	3,272,762.39
Federal Agri Mortgage Assoc Invest									
521381 - STIFEL NICOLAUS - Tran Type: FAMCA, Start: July 25, 2014, Maturity: January 25, 2016									
6/1/15	Opening Balance	-25,000,000.00	(25,000,000.00)	30	0.38	0.385	0.00	(33,250.00)	(33,250.00)
7/1/15	Closing Balance	-25,000,000.00	(25,000,000.00)	0	0.38	0.385	0.00	41,166.67	41,166.67
						0.385	0.00	7,916.67	7,916.67
Federal Agri Mortgage Assoc						0.385	0.00	7,916.67	7,916.67
Federal Farm Credit Invest									
447788 - Vining Sparks - Tran Type: FFC, Start: January 16, 2013, Maturity: January 16, 2018									
6/1/15	Opening Balance	-8,800,000.00	(8,800,000.00)	30	0.90	0.912	0.00	(29,754.70)	(29,754.70)
7/1/15	Closing Balance	-8,800,000.00	(8,800,000.00)	0	0.90	0.912	0.00	36,318.23	36,318.23
						0.912	0.00	6,563.53	6,563.53
455133 - Bank of Oklahoma Invesments - Tran Type: FFC, Start: March 13, 2013, Maturity: March 13, 2017									
6/1/15	Opening Balance	-3,000,000.00	(3,000,000.00)	30	0.73	0.740	0.00	(4,760.87)	(4,760.87)
7/1/15	Closing Balance	-3,000,000.00	(3,000,000.00)	0	0.73	0.740	0.00	6,546.20	6,546.20
						0.740	0.00	1,785.33	1,785.33
463591 - First Tennessee - Tran Type: FFC, Start: May 9, 2013, Maturity: May 9, 2017									
6/1/15	Opening Balance	-21,000,000.00	(21,000,000.00)	30	0.68	0.687	(15,925.86)	(8,400.00)	(24,325.86)
7/1/15	Closing Balance	-21,000,000.00	(21,000,000.00)	0	0.68	0.687	16,814.86	19,356.52	36,171.38
						0.687	889.00	10,956.52	11,845.52
464892 - Raymond James & Associates, Inc. - Tran Type: FFC, Start: May 17, 2013, Maturity: November 7, 2016									
6/1/15	Opening Balance	-5,000,000.00	(5,000,000.00)	30	0.54	0.548	0.00	(1,834.24)	(1,834.24)
7/1/15	Closing Balance	-5,000,000.00	(5,000,000.00)	0	0.54	0.548	0.00	4,035.33	4,035.33

Return on Investment - Detail - AST

Between: June 1, 2015 and July 1, 2015

Printed: June 30, 2015 2:59 pm

Cash Flow Date	Transaction Description	Orig Curr Balance	Local Currency Equivalent ()							
			Principal Movement	Days	Yield	Adj Yield	Premium/ (Discount)	Interest	Total Cost	
Arkansas State Treasury (Con't)										
Federal Farm Credit Invest (Con't)										
465485 - Simmons First Investment Group - Tran Type: FFC, Start: May 22, 2013, Maturity: May 22, 2018							0.548	0.00	2,201.09	2,201.09
6/1/15	Opening Balance	-15,000,000.00	(15,000,000.00)	30	1.08	1.095	0.00	(4,402.17)	(4,402.17)	
7/1/15	Closing Balance	-15,000,000.00	(15,000,000.00)	0	1.08	1.095	0.00	17,608.70	17,608.70	
							1.095	0.00	13,206.53	13,206.53
470277 - First Tennessee - Tran Type: FFC, Start: June 20, 2013, Maturity: February 13, 2017										
6/1/15	Opening Balance	-5,000,000.00	(5,000,000.00)	30	0.83	0.844	(3,999.37)	(11,784.53)	(15,783.90)	
7/1/15	Closing Balance	-5,000,000.00	(5,000,000.00)	0	0.83	0.844	4,193.22	15,058.01	19,251.23	
							0.844	193.85	3,273.48	3,467.33
470509 - UBS - Tran Type: FFC, Start: June 20, 2013, Maturity: February 13, 2017										
6/1/15	Opening Balance	-10,000,000.00	(10,000,000.00)	30	0.87	0.886	(15,944.27)	(23,569.06)	(39,513.33)	
7/1/15	Closing Balance	-10,000,000.00	(10,000,000.00)	0	0.87	0.886	16,675.43	30,116.02	46,791.45	
							0.886	731.16	6,546.96	7,278.12
480074 - First Tennessee - Tran Type: FFC, Start: September 6, 2013, Maturity: September 15, 2015										
6/1/15	Opening Balance	-2,000,000.00	(2,000,000.00)	30	0.46	0.468	(2,136.81)	(1,695.65)	(3,832.46)	
7/1/15	Closing Balance	-2,000,000.00	(2,000,000.00)	0	0.46	0.468	2,254.54	2,347.83	4,602.37	
							0.468	117.73	652.18	769.91
489048 - Bank of Oklahoma Investments - Tran Type: FFC, Start: May 9, 2013, Maturity: May 9, 2017										
6/1/15	Opening Balance	-25,000,000.00	(25,000,000.00)	30	0.69	0.704	(22,151.08)	(10,156.25)	(32,307.33)	
7/1/15	Closing Balance	-25,000,000.00	(25,000,000.00)	0	0.69	0.704	23,343.72	23,403.53	46,747.25	
							0.704	1,192.64	13,247.28	14,439.92
505872 - First National Bankers Bank-Arkansas Region - Tran Type: FFC, Start: March 21, 2014, Maturity: November 27, 2015										
6/1/15	Opening Balance	-7,000,000.00	(7,000,000.00)	30	0.32	0.325	(6,699.59)	(186.67)	(6,886.26)	
7/1/15	Closing Balance	-7,000,000.00	(7,000,000.00)	0	0.32	0.325	7,165.98	1,586.67	8,752.65	
							0.325	466.39	1,400.00	1,866.39
505875 - Vining Sparks - Tran Type: FFC, Start: March 21, 2014, Maturity: December 17, 2015										
6/1/15	Opening Balance	-10,000,000.00	(10,000,000.00)	30	0.35	0.351	(5,473.40)	(13,681.32)	(19,154.72)	
6/17/15	Invest - Bond Coupon Receipt	-10,000,000.00	0.00	0	0.35	0.351	0.00	15,000.00	15,000.00	
7/1/15	Closing Balance	-10,000,000.00	(10,000,000.00)	0	0.35	0.351	5,890.24	1,147.54	7,037.78	
							0.351	416.84	2,466.22	2,883.06
505876 - Simmons First Investment Group - Tran Type: FFC, Start: March 21, 2014, Maturity: October 5, 2015										

Return on Investment - Detail - AST

Between: June 1, 2015 and July 1, 2015

Printed: June 30, 2015 2:59 pm

Cash Flow Date	Transaction Description	Orig Curr Balance	Local Currency Equivalent ()						
			Principal Movement	Days	Yield	Adj Yield	Premium/ (Discount)	Interest	Total Cost
Arkansas State Treasury (Con't)									
Federal Farm Credit Invest (Con't)									
505876 - Simmons First Investment Group - Tran Type: FFC, Start: March 21, 2014, Maturity: October 5, 2015									
6/1/15	Opening Balance	-20,000,000.00	(20,000,000.00)	30	0.32	0.324	(4,632.79)	(9,344.26)	(13,977.05)
7/1/15	Closing Balance	-20,000,000.00	(20,000,000.00)	0	0.32	0.324	5,038.44	14,262.30	19,300.74
						0.324	405.65	4,918.04	5,323.69
520625 - Commerce Bank - Tran Type: FFC, Start: July 11, 2014, Maturity: January 11, 2016									
6/1/15	Opening Balance	-25,000,000.00	(25,000,000.00)	30	0.34	0.346	(15,640.95)	(26,291.44)	(41,932.39)
7/1/15	Closing Balance	-25,000,000.00	(25,000,000.00)	0	0.34	0.346	17,148.61	31,885.36	49,033.97
						0.346	1,507.66	5,593.92	7,101.58
535110 - Bank of Oklahoma Invesments - Tran Type: FFC, Start: October 27, 2014, Maturity: April 27, 2016									
6/1/15	Opening Balance	-15,000,000.00	(15,000,000.00)	30	0.32	0.323	(6,067.25)	(3,586.07)	(9,653.32)
7/1/15	Closing Balance	-15,000,000.00	(15,000,000.00)	0	0.32	0.323	6,975.37	6,659.84	13,635.21
						0.323	908.12	3,073.77	3,981.89
Federal Farm Credit						0.589	6,829.04	75,884.85	82,713.89
Federal Home Loan Bank Invest									
426652 - Morgan Keegan - Tran Type: FHLB, Start: August 9, 2012, Maturity: August 9, 2017									
6/1/15	Opening Balance	-13,000,000.00	(13,000,000.00)	30	1.00	1.014	0.00	(40,444.44)	(40,444.44)
7/1/15	Closing Balance	-13,000,000.00	(13,000,000.00)	0	1.00	1.014	0.00	51,277.78	51,277.78
						1.014	0.00	10,833.34	10,833.34
431887 - Delta Inv - Tran Type: FHLB, Start: September 18, 2012, Maturity: September 18, 2017									
6/1/15	Opening Balance	-25,000,000.00	(25,000,000.00)	30	1.00	1.014	0.00	(50,694.44)	(50,694.44)
7/1/15	Closing Balance	-25,000,000.00	(25,000,000.00)	0	1.00	1.014	0.00	71,527.78	71,527.78
						1.014	0.00	20,833.34	20,833.34
433462 - Bank of Oklahoma Invesments - Tran Type: FHLB, Start: September 27, 2012, Maturity: September 27, 2017									
6/1/15	Opening Balance	-25,000,000.00	(25,000,000.00)	30	1.00	1.014	0.00	(44,444.44)	(44,444.44)
7/1/15	Closing Balance	-25,000,000.00	(25,000,000.00)	0	1.00	1.014	0.00	65,277.78	65,277.78
						1.014	0.00	20,833.34	20,833.34
448280 - Vining Sparks - Tran Type: FHLB, Start: January 22, 2013, Maturity: January 22, 2018									
6/1/15	Opening Balance	-15,000,000.00	(15,000,000.00)	30	0.97	0.984	6,972.42	(51,062.50)	(44,090.08)
7/1/15	Closing Balance	-15,000,000.00	(15,000,000.00)	0	0.97	0.984	(7,218.85)	62,937.50	55,718.65
						0.984	(246.43)	11,875.00	11,628.57

Return on Investment - Detail - AST

Between: June 1, 2015 and July 1, 2015

Printed: June 30, 2015 2:59 pm

Cash Flow Date	Transaction Description	Orig Curr Balance	Local Currency Equivalent ()						
			Principal Movement	Days	Yield	Adj Yield	Premium/ (Discount)	Interest	Total Cost
Arkansas State Treasury (Con't)									
Federal Home Loan Bank Invest (Con't)									
449611 - Vining Sparks - Tran Type: FHLB, Start: January 30, 2013, Maturity: January 30, 2018									
6/1/15	Opening Balance	-20,000,000.00	(20,000,000.00)	30	1.05	1.065	0.00	(70,583.33)	(70,583.33)
7/1/15	Closing Balance	-20,000,000.00	(20,000,000.00)	0	1.05	1.065	0.00	88,083.33	88,083.33
						1.065	0.00	17,500.00	17,500.00
455775 - First National Bankers Bank-Arkansas Region - Tran Type: FHLB, Start: March 18, 2013, Maturity: February 13, 2018									
6/1/15	Opening Balance	-7,000,000.00	(7,000,000.00)	30	1.10	1.115	0.00	(23,100.00)	(23,100.00)
7/1/15	Closing Balance	-7,000,000.00	(7,000,000.00)	0	1.10	1.115	0.00	29,516.67	29,516.67
						1.115	0.00	6,416.67	6,416.67
455778 - Stephens, Inc. - Tran Type: FHLB, Start: March 21, 2013, Maturity: September 21, 2016									
6/1/15	Opening Balance	-10,000,000.00	(10,000,000.00)	30	0.58	0.588	0.00	(11,277.78)	(11,277.78)
7/1/15	Closing Balance	-10,000,000.00	(10,000,000.00)	0	0.58	0.588	0.00	16,111.11	16,111.11
						0.588	0.00	4,833.33	4,833.33
459532 - STIFEL NICOLAUS - Tran Type: FHLB, Start: April 11, 2013, Maturity: April 11, 2018									
6/1/15	Opening Balance	-10,000,000.00	(10,000,000.00)	30	1.13	1.146	0.00	(15,694.44)	(15,694.44)
7/1/15	Closing Balance	-10,000,000.00	(10,000,000.00)	0	1.13	1.146	0.00	25,111.11	25,111.11
						1.146	0.00	9,416.67	9,416.67
465849 - First Tennessee - Tran Type: FHLB, Start: May 24, 2013, Maturity: May 22, 2017									
6/1/15	Opening Balance	-12,750,000.00	(12,750,000.00)	30	0.74	0.750	0.00	(2,358.75)	(2,358.75)
7/1/15	Closing Balance	-12,750,000.00	(12,750,000.00)	0	0.74	0.750	0.00	10,221.25	10,221.25
						0.750	0.00	7,862.50	7,862.50
468742 - Raymond James & Associates, Inc. - Tran Type: FHLB, Start: June 19, 2013, Maturity: December 19, 2016									
6/1/15	Opening Balance	-7,500,000.00	(7,500,000.00)	30	0.58	0.588	0.00	(19,575.00)	(19,575.00)
6/19/15	Invest - Bond Coupon Receipt	-7,500,000.00	0.00	0	0.58	0.588	0.00	21,750.00	21,750.00
6/19/15	Invest - Bond Pending Dealer Action C:	-7,500,000.00	0.00	0	0.58	0.588	0.00	0.00	0.00
7/1/15	Closing Balance	-7,500,000.00	(7,500,000.00)	0	0.58	0.588	0.00	1,450.00	1,450.00
						0.588	0.00	3,625.00	3,625.00
468744 - Raymond James & Associates, Inc. - Tran Type: FHLB, Start: June 20, 2013, Maturity: June 20, 2018									
6/1/15	Opening Balance	-12,500,000.00	(12,500,000.00)	30	1.15	1.166	0.00	(64,288.19)	(64,288.19)
6/20/15	Invest - Bond Coupon Receipt	-12,500,000.00	0.00	0	1.15	1.166	0.00	71,875.00	71,875.00
7/1/15	Closing Balance	-12,500,000.00	(12,500,000.00)	0	1.15	1.166	0.00	4,392.36	4,392.36
						1.166	0.00	11,979.17	11,979.17

Return on Investment - Detail - AST

Between: June 1, 2015 and July 1, 2015

Printed: June 30, 2015 2:59 pm

Cash Flow Date	Transaction Description	Orig Curr Balance	Local Currency Equivalent ()							
			Principal Movement	Days	Yield	Adj Yield	Premium/ (Discount)	Interest	Total Cost	
Arkansas State Treasury (Con't)										
Federal Home Loan Bank Invest (Con't)										
468983 - STIFEL NICOLAUS - Tran Type: FHLB, Start: June 20, 2013, Maturity: June 20, 2018										
6/1/15	Opening Balance	-25,000,000.00	(25,000,000.00)	30	1.25	1.269	959.72	(139,756.94)	(138,797.22)	
6/20/15	Invest - Bond Coupon Receipt	-25,000,000.00	0.00	0	1.25	1.269	0.00	156,250.00	156,250.00	
7/1/15	Closing Balance	-25,000,000.00	(25,000,000.00)	0	1.25	1.269	(1,000.79)	9,548.61	8,547.82	
						1.269	(41.07)	26,041.67	26,000.60	
470942 - Raymond James & Associates, Inc. - Tran Type: FHLB, Start: June 27, 2013, Maturity: June 29, 2015										
6/1/15	Opening Balance	-4,430,000.00	(4,430,000.00)	28	1.20	1.217	0.00	(22,740.67)	(22,740.67)	
6/27/15	Invest - Bond Coupon Receipt	-4,430,000.00	0.00	0	1.20	1.217	0.00	26,580.00	26,580.00	
6/29/15	Invest - Bond Sale	0.00	4,430,000.00	0	1.20	1.217	0.00	295.33	295.33	
7/1/15	Closing Balance	0.00	0.00	0	1.20	1.200	0.00	0.00	0.00	
						1.217	0.00	4,134.66	4,134.66	
506067 - Crews & Associates - Tran Type: FHLB, Start: March 21, 2014, Maturity: December 30, 2015										
6/1/15	Opening Balance	-7,640,000.00	(7,640,000.00)	30	0.37	0.380	0.00	(12,017.08)	(12,017.08)	
6/30/15	Invest - Bond Coupon Receipt	-7,640,000.00	0.00	0	0.37	0.380	0.00	14,325.00	14,325.00	
7/1/15	Closing Balance	-7,640,000.00	(7,640,000.00)	0	0.37	0.380	0.00	79.58	79.58	
						0.380	0.00	2,387.50	2,387.50	
514269 - Commerce Bank - Tran Type: FHLB, Start: May 21, 2014, Maturity: September 29, 2016										
6/1/15	Opening Balance	-15,000,000.00	(15,000,000.00)	30	0.51	0.517	(18,045.77)	(16,275.00)	(34,320.77)	
7/1/15	Closing Balance	-15,000,000.00	(15,000,000.00)	0	0.51	0.517	19,509.90	24,150.00	43,659.90	
						0.517	1,464.13	7,875.00	9,339.13	
517682 - First National Bankers Bank-Arkansas Region - Tran Type: FHLB, Start: June 16, 2014, Maturity: June 16, 2015										
6/1/15	Opening Balance	-10,000,000.00	(10,000,000.00)	15	0.72	0.730	0.00	(33,000.00)	(33,000.00)	
6/16/15	Invest - Bond Coupon Receipt	0.00	0.00	0	0.72	0.730	0.00	36,000.00	36,000.00	
6/16/15	Invest - Bond Sale	0.00	10,000,000.00	0	0.72	0.730	0.00	0.00	0.00	
7/1/15	Closing Balance	0.00	0.00	0	0.72	0.720	0.00	0.00	0.00	
						0.730	0.00	3,000.00	3,000.00	
518148 - Simmons First Investment Group - Tran Type: FHLB, Start: June 19, 2014, Maturity: December 19, 2016										
6/1/15	Opening Balance	-15,000,000.00	(15,000,000.00)	30	0.70	0.710	0.00	(47,250.00)	(47,250.00)	
6/19/15	Invest - Bond Coupon Receipt	-15,000,000.00	0.00	0	0.70	0.710	0.00	52,500.00	52,500.00	
7/1/15	Closing Balance	-15,000,000.00	(15,000,000.00)	0	0.70	0.710	0.00	3,500.00	3,500.00	
						0.710	0.00	8,750.00	8,750.00	
528035 - Commerce Bank - Tran Type: FHLB, Start: September 4, 2014, Maturity: June 14, 2019										

Return on Investment - Detail - AST

Between: June 1, 2015 and July 1, 2015

Printed: June 30, 2015 2:59 pm

Cash Flow Date	Transaction Description	Orig Curr Balance	Local Currency Equivalent ()						
			Principal Movement	Days	Yield	Adj Yield	Premium/ (Discount)	Interest	Total Cost
Arkansas State Treasury (Con't)									
Federal Home Loan Bank Invest (Con't)									
528035 - Commerce Bank - Tran Type: FHLB, Start: September 4, 2014, Maturity: June 14, 2019									
6/1/15	Opening Balance	-30,000,000.00	(30,000,000.00)	30	1.78	1.805	32,420.79	(226,145.83)	(193,725.04)
6/14/15	Invest - Bond Coupon Receipt	-30,000,000.00	0.00	0	1.78	1.805	0.00	243,750.00	243,750.00
7/1/15	Closing Balance	-30,000,000.00	(30,000,000.00)	0	1.78	1.805	(36,065.77)	23,020.83	(13,044.94)
						1.805	(3,644.98)	40,625.00	36,980.02
534456 - UBS - Tran Type: FHLB, Start: October 22, 2014, Maturity: May 11, 2016									
6/1/15	Opening Balance	-15,000,000.00	(15,000,000.00)	30	0.32	0.324	0.00	(2,666.67)	(2,666.67)
7/1/15	Closing Balance	-15,000,000.00	(15,000,000.00)	0	0.32	0.324	0.00	6,666.67	6,666.67
						0.324	0.00	4,000.00	4,000.00
544126 - Commerce Bank - Tran Type: FHLB, Start: January 7, 2015, Maturity: March 18, 2016									
6/1/15	Opening Balance	-20,000,000.00	(20,000,000.00)	30	0.38	0.380	4,338.87	(12,977.78)	(8,638.91)
7/1/15	Closing Balance	-20,000,000.00	(20,000,000.00)	0	0.38	0.380	(5,242.91)	18,311.11	13,068.20
						0.380	(904.04)	5,333.33	4,429.29
544127 - Vining Sparks - Tran Type: FHLB, Start: January 7, 2015, Maturity: March 18, 2016									
6/1/15	Opening Balance	-20,000,000.00	(20,000,000.00)	30	0.37	0.378	4,127.58	(12,977.78)	(8,850.20)
7/1/15	Closing Balance	-20,000,000.00	(20,000,000.00)	0	0.37	0.378	(4,987.60)	18,311.11	13,323.51
						0.378	(860.02)	5,333.33	4,473.31
569803 - Crews & Associates - Tran Type: FHLB, Start: June 11, 2015, Maturity: September 15, 2043									
6/1/15	Opening Balance	0.00	0.00	0	0.00	0.000	0.00	0.00	0.00
6/11/15	Invest - Bond Purchase	-11,726,074.80	(11,726,074.80)	20	2.44	2.477	0.00	(8,143.11)	(8,143.11)
7/1/15	Closing Balance	-11,726,074.80	(11,726,074.80)	0	2.44	2.477	261.18	86,316.94	86,578.12
						2.477	261.18	78,173.83	78,435.01
Federal Home Loan Bank						0.958	(3,971.23)	311,662.68	307,691.45
Federal Home Loan Mortgage Corporation Invest									
426018 - Morgan Keegan - Tran Type: FHLMC, Start: August 7, 2012, Maturity: August 7, 2017									
6/1/15	Opening Balance	-12,000,000.00	(12,000,000.00)	30	1.00	1.014	0.00	(38,000.00)	(38,000.00)
7/1/15	Closing Balance	-12,000,000.00	(12,000,000.00)	0	1.00	1.014	0.00	48,000.00	48,000.00
						1.014	0.00	10,000.00	10,000.00
432311 - Simmons First Investment Group - Tran Type: FHLMC, Start: September 20, 2012, Maturity: September 20, 2017									
6/1/15	Opening Balance	-25,000,000.00	(25,000,000.00)	30	1.05	1.065	0.00	(51,770.83)	(51,770.83)
7/1/15	Closing Balance	-25,000,000.00	(25,000,000.00)	0	1.05	1.065	0.00	73,645.83	73,645.83

Return on Investment - Detail - AST

Between: June 1, 2015 and July 1, 2015

Printed: June 30, 2015 2:59 pm

Cash Flow Date	Transaction Description	Orig Curr Balance	Local Currency Equivalent ()							
			Principal Movement	Days	Yield	Adj Yield	Premium/ (Discount)	Interest	Total Cost	
Arkansas State Treasury (Con't)										
Federal Home Loan Mortgage Corporation Invest (Con't)										
							1.065	0.00	21,875.00	21,875.00
432312	Bank of Oklahoma Invesments - Tran Type: FHLMC, Start: September 20, 2012, Maturity: September 20, 2017									
6/1/15	Opening Balance	-25,000,000.00	(25,000,000.00)	30	1.05	1.065	0.00	(51,770.83)	(51,770.83)	
7/1/15	Closing Balance	-25,000,000.00	(25,000,000.00)	0	1.05	1.065	0.00	73,645.83	73,645.83	
							1.065	0.00	21,875.00	21,875.00
433299	Stephens, Inc. - Tran Type: FHLMC, Start: September 27, 2012, Maturity: September 27, 2017									
6/1/15	Opening Balance	-50,000,000.00	(50,000,000.00)	30	1.04	1.054	0.00	(92,444.44)	(92,444.44)	
7/1/15	Closing Balance	-50,000,000.00	(50,000,000.00)	0	1.04	1.054	0.00	135,777.78	135,777.78	
							1.054	0.00	43,333.34	43,333.34
446457	First National Bankers Bank-Arkansas Region - Tran Type: FHLMC, Start: January 8, 2013, Maturity: January 3, 2018									
6/1/15	Opening Balance	-20,000,000.00	(20,000,000.00)	30	0.91	0.924	16,579.50	(71,944.44)	(55,364.94)	
7/1/15	Closing Balance	-20,000,000.00	(20,000,000.00)	0	0.91	0.924	(17,156.09)	86,527.78	69,371.69	
							0.924	(576.59)	14,583.34	14,006.75
447932	Crews & Associates - Tran Type: FHLMC, Start: January 17, 2013, Maturity: January 11, 2018									
6/1/15	Opening Balance	-3,675,000.00	(3,675,000.00)	30	1.00	1.014	0.00	(14,291.67)	(14,291.67)	
7/1/15	Closing Balance	-3,675,000.00	(3,675,000.00)	0	1.00	1.014	0.00	17,354.17	17,354.17	
							1.014	0.00	3,062.50	3,062.50
455777	UBS - Tran Type: FHLMC, Start: March 21, 2013, Maturity: June 22, 2015									
6/1/15	Opening Balance	-5,000,000.00	(5,000,000.00)	21	0.62	0.634	0.00	(6,076.39)	(6,076.39)	
6/22/15	Invest - Bond Sale	0.00	5,000,000.00	0	0.62	0.634	0.00	7,899.31	7,899.31	
7/1/15	Closing Balance	0.00	0.00	0	0.62	0.625	0.00	0.00	0.00	
							0.634	0.00	1,822.92	1,822.92
455779	Stephens, Inc. - Tran Type: FHLMC, Start: March 21, 2013, Maturity: March 21, 2017									
6/1/15	Opening Balance	-15,200,000.00	(15,200,000.00)	30	0.80	0.811	0.00	(23,644.44)	(23,644.44)	
7/1/15	Closing Balance	-15,200,000.00	(15,200,000.00)	0	0.80	0.811	0.00	33,777.78	33,777.78	
							0.811	0.00	10,133.34	10,133.34
466108	Vining Sparks - Tran Type: FHLMC, Start: May 29, 2013, Maturity: November 25, 2016									
6/1/15	Opening Balance	-25,000,000.00	(25,000,000.00)	30	0.63	0.634	0.00	(2,604.17)	(2,604.17)	
7/1/15	Closing Balance	-25,000,000.00	(25,000,000.00)	0	0.63	0.634	0.00	15,625.00	15,625.00	
							0.634	0.00	13,020.83	13,020.83
466565	Raymond James & Associates, Inc. - Tran Type: FHLMC, Start: May 30, 2013, Maturity: May 25, 2018									

Return on Investment - Detail - AST

Between: June 1, 2015 and July 1, 2015

Printed: June 30, 2015 2:59 pm

Cash Flow Date	Transaction Description	Orig Curr Balance	Local Currency Equivalent ()						
			Principal Movement	Days	Yield	Adj Yield	Premium/ (Discount)	Interest	Total Cost
Arkansas State Treasury (Con't)									
Federal Home Loan Mortgage Corporation Invest (Con't)									
466565 - Raymond James & Associates, Inc. - Tran Type: FHLMC, Start: May 30, 2013, Maturity: May 25, 2018									
6/1/15	Opening Balance	-15,000,000.00	(15,000,000.00)	30	1.13	1.141	0.00	(2,812.50)	(2,812.50)
7/1/15	Closing Balance	-15,000,000.00	(15,000,000.00)	0	1.13	1.141	0.00	16,875.00	16,875.00
						1.141	0.00	14,062.50	14,062.50
466778 - First Tennessee - Tran Type: FHLMC, Start: May 31, 2013, Maturity: June 29, 2015									
6/1/15	Opening Balance	-5,000,000.00	(5,000,000.00)	28	0.71	0.723	1,483.39	(6,222.22)	(4,738.83)
6/29/15	Invest - Bond Sale	0.00	5,000,000.00	0	0.71	0.723	1,483.39	8,944.44	10,427.83
7/1/15	Closing Balance	0.00	0.00	0	0.71	0.713	0.00	0.00	0.00
						0.723	2,966.78	2,722.22	5,689.00
466779 - Bank of Oklahoma Investments - Tran Type: FHLMC, Start: May 31, 2013, Maturity: September 18, 2017									
6/1/15	Opening Balance	-25,000,000.00	(25,000,000.00)	30	0.92	0.929	10,323.74	(45,625.00)	(35,301.26)
7/1/15	Closing Balance	-25,000,000.00	(25,000,000.00)	0	0.92	0.929	(10,753.39)	64,375.00	53,621.61
						0.929	(429.65)	18,750.00	18,320.35
468534 - First National Bankers Bank-Arkansas Region - Tran Type: FHLMC, Start: June 12, 2013, Maturity: December 12, 2017									
6/1/15	Opening Balance	-10,000,000.00	(10,000,000.00)	30	0.85	0.862	0.00	(39,902.78)	(39,902.78)
6/12/15	Invest - Bond Coupon Receipt	-10,000,000.00	0.00	0	0.85	0.862	0.00	42,500.00	42,500.00
6/12/15	Invest - Bond Pending Dealer Action C:	-10,000,000.00	0.00	0	0.85	0.862	0.00	0.00	0.00
7/1/15	Closing Balance	-10,000,000.00	(10,000,000.00)	0	0.85	0.862	0.00	4,486.11	4,486.11
						0.862	0.00	7,083.33	7,083.33
470750 - Simmons First Investment Group - Tran Type: FHLMC, Start: June 26, 2013, Maturity: June 26, 2015									
6/1/15	Opening Balance	-10,000,000.00	(10,000,000.00)	25	1.50	1.521	0.00	(64,583.33)	(64,583.33)
6/26/15	Invest - Bond Coupon Receipt	0.00	0.00	0	1.50	1.521	0.00	75,000.00	75,000.00
6/26/15	Invest - Bond Sale	0.00	10,000,000.00	0	1.50	1.521	0.00	0.00	0.00
7/1/15	Closing Balance	0.00	0.00	0	1.50	1.500	0.00	0.00	0.00
						1.521	0.00	10,416.67	10,416.67
470941 - UBS - Tran Type: FHLMC, Start: June 27, 2013, Maturity: June 29, 2015									
6/1/15	Opening Balance	-10,000,000.00	(10,000,000.00)	28	0.85	0.862	0.00	(36,361.11)	(36,361.11)
6/27/15	Invest - Bond Coupon Receipt	-10,000,000.00	0.00	0	0.85	0.862	0.00	42,500.00	42,500.00
6/29/15	Invest - Bond Sale	0.00	10,000,000.00	0	0.85	0.862	0.00	472.22	472.22
7/1/15	Closing Balance	0.00	0.00	0	0.85	0.850	0.00	0.00	0.00
						0.862	0.00	6,611.11	6,611.11
569999 - Commerce Bank - Tran Type: FHLMC, Start: June 30, 2015, Maturity: August 15, 2042									

Return on Investment - Detail - AST

Between: June 1, 2015 and July 1, 2015

Printed: June 30, 2015 2:59 pm

Cash Flow Date	Transaction Description	Orig Curr Balance	Local Currency Equivalent ()						
			Principal Movement	Days	Yield	Adj Yield	Premium/ (Discount)	Interest	Total Cost
Arkansas State Treasury (Con't)									
Federal Home Loan Mortgage Corporation Invest (Con't)									
569999 - Commerce Bank - Tran Type: FHLMC, Start: June 30, 2015, Maturity: August 15, 2042									
6/1/15	Opening Balance	0.00	0.00	0	0.00	0.000	0.00	0.00	0.00
6/30/15	Invest - Bond Purchase	-18,981,000.00	(18,981,000.00)	1	3.84	3.898	0.00	(53,515.88)	(53,515.88)
7/1/15	Closing Balance	-18,981,000.00	(18,981,000.00)	0	3.84	3.898	49.35	286,824.00	286,873.35
						3.898	49.35	233,308.12	233,357.47
Federal Home Loan Mortgage Corporation						0.976	2,009.89	432,660.22	434,670.11
Federal National Mortgage Association Invest									
427238 - St. Bernard Financial - Tran Type: FNMA, Start: August 15, 2012, Maturity: August 15, 2017									
6/1/15	Opening Balance	-50,000,000.00	(50,000,000.00)	30	1.01	1.024	0.00	(147,872.93)	(147,872.93)
7/1/15	Closing Balance	-50,000,000.00	(50,000,000.00)	0	1.01	1.024	0.00	189,723.76	189,723.76
						1.024	0.00	41,850.83	41,850.83
427239 - St. Bernard Financial - Tran Type: FNMA, Start: August 15, 2012, Maturity: August 15, 2017									
6/1/15	Opening Balance	-50,000,000.00	(50,000,000.00)	30	1.01	1.024	0.00	(147,872.93)	(147,872.93)
7/1/15	Closing Balance	-50,000,000.00	(50,000,000.00)	0	1.01	1.024	0.00	189,723.76	189,723.76
						1.024	0.00	41,850.83	41,850.83
433458 - Morgan Keegan - Tran Type: FNMA, Start: September 27, 2012, Maturity: September 27, 2017									
6/1/15	Opening Balance	-25,000,000.00	(25,000,000.00)	30	1.07	1.085	0.00	(47,975.54)	(47,975.54)
7/1/15	Closing Balance	-25,000,000.00	(25,000,000.00)	0	1.07	1.085	0.00	69,782.61	69,782.61
						1.085	0.00	21,807.07	21,807.07
433459 - St. Bernard Financial - Tran Type: FNMA, Start: September 27, 2012, Maturity: September 27, 2017									
6/1/15	Opening Balance	-25,000,000.00	(25,000,000.00)	30	1.02	1.034	0.00	(45,733.70)	(45,733.70)
7/1/15	Closing Balance	-25,000,000.00	(25,000,000.00)	0	1.02	1.034	0.00	66,521.74	66,521.74
						1.034	0.00	20,788.04	20,788.04
433460 - St. Bernard Financial - Tran Type: FNMA, Start: September 27, 2012, Maturity: September 27, 2017									
6/1/15	Opening Balance	-25,000,000.00	(25,000,000.00)	30	1.02	1.034	0.00	(45,733.70)	(45,733.70)
7/1/15	Closing Balance	-25,000,000.00	(25,000,000.00)	0	1.02	1.034	0.00	66,521.74	66,521.74
						1.034	0.00	20,788.04	20,788.04
433461 - St. Bernard Financial - Tran Type: FNMA, Start: September 27, 2012, Maturity: September 27, 2017									
6/1/15	Opening Balance	-25,000,000.00	(25,000,000.00)	30	1.00	1.014	0.00	(44,836.96)	(44,836.96)
7/1/15	Closing Balance	-25,000,000.00	(25,000,000.00)	0	1.00	1.014	0.00	65,217.39	65,217.39

Return on Investment - Detail - AST

Between: June 1, 2015 and July 1, 2015

Printed: June 30, 2015 2:59 pm

Cash Flow Date	Transaction Description	Orig Curr Balance	Local Currency Equivalent ()							
			Principal Movement	Days	Yield	Adj Yield	Premium/ (Discount)	Interest	Total Cost	
Arkansas State Treasury (Con't)										
Federal National Mortgage Association Invest (Con't)										
							1.014	0.00	20,380.43	20,380.43
441643	Simmons First Investment Group - Tran Type: FNMA, Start: November 29, 2012, Maturity: November 29, 2017									
6/1/15	Opening Balance	-15,000,000.00	(15,000,000.00)	30	1.03	1.044	0.00	(1,259.51)	(1,259.51)	
7/1/15	Closing Balance	-15,000,000.00	(15,000,000.00)	0	1.03	1.044	0.00	13,854.62	13,854.62	
							1.044	0.00	12,595.11	12,595.11
449391	Simmons First Investment Group - Tran Type: FNMA, Start: January 30, 2013, Maturity: January 30, 2018									
6/1/15	Opening Balance	-25,000,000.00	(25,000,000.00)	30	1.03	1.044	0.00	(86,781.77)	(86,781.77)	
7/1/15	Closing Balance	-25,000,000.00	(25,000,000.00)	0	1.03	1.044	0.00	108,121.55	108,121.55	
							1.044	0.00	21,339.78	21,339.78
449392	First National Bankers Bank-Arkansas Region - Tran Type: FNMA, Start: January 30, 2013, Maturity: January 30, 2018									
6/1/15	Opening Balance	-6,000,000.00	(6,000,000.00)	30	1.02	1.034	0.00	(20,625.41)	(20,625.41)	
7/1/15	Closing Balance	-6,000,000.00	(6,000,000.00)	0	1.02	1.034	0.00	25,697.24	25,697.24	
							1.034	0.00	5,071.83	5,071.83
449612	Bank of Oklahoma Invesments - Tran Type: FNMA, Start: January 30, 2013, Maturity: January 30, 2018									
6/1/15	Opening Balance	-11,200,000.00	(11,200,000.00)	30	1.05	1.065	0.00	(39,633.15)	(39,633.15)	
7/1/15	Closing Balance	-11,200,000.00	(11,200,000.00)	0	1.05	1.065	0.00	49,379.01	49,379.01	
							1.065	0.00	9,745.86	9,745.86
454565	Institutional Investment Securities - Tran Type: FNMA, Start: March 7, 2013, Maturity: January 30, 2018									
6/1/15	Opening Balance	-10,000,000.00	(10,000,000.00)	30	1.02	1.034	0.00	(34,566.67)	(34,566.67)	
7/1/15	Closing Balance	-10,000,000.00	(10,000,000.00)	0	1.02	1.034	0.00	43,066.67	43,066.67	
							1.034	0.00	8,500.00	8,500.00
455776	Vining Sparks - Tran Type: FNMA, Start: March 20, 2013, Maturity: March 20, 2018									
6/1/15	Opening Balance	-20,000,000.00	(20,000,000.00)	30	1.13	1.143	866.35	(44,375.00)	(43,508.65)	
7/1/15	Closing Balance	-20,000,000.00	(20,000,000.00)	0	1.13	1.143	(899.21)	63,125.00	62,225.79	
							1.143	(32.86)	18,750.00	18,717.14
457225	Bank of Oklahoma Invesments - Tran Type: FNMA, Start: March 26, 2013, Maturity: June 26, 2015									
6/1/15	Opening Balance	-10,000,000.00	(10,000,000.00)	25	0.65	0.659	0.00	(11,736.11)	(11,736.11)	
6/26/15	Invest - Bond Sale	0.00	10,000,000.00	0	0.65	0.659	0.00	16,250.00	16,250.00	
7/1/15	Closing Balance	0.00	0.00	0	0.65	0.650	0.00	0.00	0.00	
							0.659	0.00	4,513.89	4,513.89
457434	First National Bankers Bank-Arkansas Region - Tran Type: FNMA, Start: March 27, 2013, Maturity: March 27, 2018									

Return on Investment - Detail - AST

Between: June 1, 2015 and July 1, 2015

Printed: June 30, 2015 2:59 pm

Cash Flow Date	Transaction Description	Orig Curr Balance	Local Currency Equivalent ()						
			Principal Movement	Days	Yield	Adj Yield	Premium/ (Discount)	Interest	Total Cost
Arkansas State Treasury (Con't)									
Federal National Mortgage Association Invest (Con't)									
457434 - First National Bankers Bank-Arkansas Region - Tran Type: FNMA, Start: March 27, 2013, Maturity: March 27, 2018									
6/1/15	Opening Balance	-2,000,000.00	(2,000,000.00)	30	1.06	1.075	429.29	(3,733.33)	(3,304.04)
7/1/15	Closing Balance	-2,000,000.00	(2,000,000.00)	0	1.06	1.075	(445.72)	5,483.33	5,037.61
						1.075	(16.43)	1,750.00	1,733.57
459533 - UBS - Tran Type: FNMA, Start: April 11, 2013, Maturity: April 11, 2017									
6/1/15	Opening Balance	-5,000,000.00	(5,000,000.00)	30	0.80	0.811	0.00	(5,555.56)	(5,555.56)
7/1/15	Closing Balance	-5,000,000.00	(5,000,000.00)	0	0.80	0.811	0.00	8,888.89	8,888.89
						0.811	0.00	3,333.33	3,333.33
464891 - UBS - Tran Type: FNMA, Start: May 17, 2013, Maturity: May 8, 2017									
6/1/15	Opening Balance	-4,650,000.00	(4,650,000.00)	30	0.75	0.760	0.00	(2,228.13)	(2,228.13)
7/1/15	Closing Balance	-4,650,000.00	(4,650,000.00)	0	0.75	0.760	0.00	5,134.38	5,134.38
						0.760	0.00	2,906.25	2,906.25
465486 - Raymond James & Associates, Inc. - Tran Type: FNMA, Start: May 22, 2013, Maturity: November 22, 2016									
6/1/15	Opening Balance	-2,000,000.00	(2,000,000.00)	30	0.52	0.527	0.00	(282.61)	(282.61)
7/1/15	Closing Balance	-2,000,000.00	(2,000,000.00)	0	0.52	0.527	0.00	1,130.43	1,130.43
						0.527	0.00	847.82	847.82
466099 - First National Bankers Bank-Arkansas Region - Tran Type: FNMA, Start: May 28, 2013, Maturity: November 28, 2017									
6/1/15	Opening Balance	-13,450,000.00	(13,450,000.00)	30	0.82	0.828	1,103.57	(1,169.57)	(66.00)
7/1/15	Closing Balance	-13,450,000.00	(13,450,000.00)	0	0.82	0.828	(1,103.58)	9,941.30	8,837.72
						0.828	(0.01)	8,771.73	8,771.72
466100 - First National Bankers Bank-Arkansas Region - Tran Type: FNMA, Start: May 28, 2013, Maturity: August 28, 2017									
6/1/15	Opening Balance	-10,000,000.00	(10,000,000.00)	30	0.76	0.773	579.45	(19,267.96)	(18,688.51)
7/1/15	Closing Balance	-10,000,000.00	(10,000,000.00)	0	0.76	0.773	(579.45)	25,483.43	24,903.98
						0.773	0.00	6,215.47	6,215.47
466549 - First National Bankers Bank-Arkansas Region - Tran Type: FNMA, Start: May 30, 2013, Maturity: May 25, 2018									
6/1/15	Opening Balance	-12,375,000.00	(12,375,000.00)	30	1.14	1.151	2,449.49	(2,320.31)	129.18
7/1/15	Closing Balance	-12,375,000.00	(12,375,000.00)	0	1.14	1.151	(2,551.42)	13,921.88	11,370.46
						1.151	(101.93)	11,601.57	11,499.64
467641 - Simmons First Investment Group - Tran Type: FNMA, Start: June 6, 2013, Maturity: June 8, 2015									
6/1/15	Opening Balance	-5,000,000.00	(5,000,000.00)	7	0.55	0.558	0.00	(6,493.06)	(6,493.06)
6/8/15	Invest - Bond Sale	0.00	5,000,000.00	0	0.55	0.558	0.00	7,027.78	7,027.78

Return on Investment - Detail - AST

Between: June 1, 2015 and July 1, 2015

Printed: June 30, 2015 2:59 pm

Cash Flow Date	Transaction Description	Orig Curr Balance	Local Currency Equivalent ()							
			Principal Movement	Days	Yield	Adj Yield	Premium/ (Discount)	Interest	Total Cost	
Arkansas State Treasury (Con't)										
Federal National Mortgage Association Invest (Con't)										
467641 - Simmons First Investment Group - Tran Type: FNMA, Start: June 6, 2013, Maturity: June 8, 2015										
7/1/15	Closing Balance	0.00	0.00	0	0.55	0.550	0.00	0.00	0.00	
							0.558	0.00	534.72	534.72
468741 - Delta Inv - Tran Type: FNMA, Start: June 19, 2013, Maturity: June 19, 2015										
6/1/15	Opening Balance	-5,000,000.00	(5,000,000.00)	18	0.75	0.760	0.00	(16,875.00)	(16,875.00)	
6/19/15	Invest - Bond Coupon Receipt	0.00	0.00	0	0.75	0.760	0.00	18,750.00	18,750.00	
6/19/15	Invest - Bond Sale	0.00	5,000,000.00	0	0.75	0.760	0.00	0.00	0.00	
7/1/15	Closing Balance	0.00	0.00	0	0.75	0.750	0.00	0.00	0.00	
							0.760	0.00	1,875.00	1,875.00
471575 - Vining Sparks - Tran Type: FNMA, Start: July 8, 2013, Maturity: October 22, 2015										
6/1/15	Opening Balance	-10,000,000.00	(10,000,000.00)	30	0.69	0.695	34,301.09	(5,416.67)	28,884.42	
7/1/15	Closing Balance	-10,000,000.00	(10,000,000.00)	0	0.69	0.695	(35,810.42)	9,583.33	(26,227.09)	
							0.695	(1,509.33)	4,166.66	2,657.33
474735 - Raymond James & Associates, Inc. - Tran Type: FNMA, Start: March 26, 2013, Maturity: October 30, 2017										
6/1/15	Opening Balance	-15,000,000.00	(15,000,000.00)	30	0.85	0.862	0.00	(10,979.17)	(10,979.17)	
7/1/15	Closing Balance	-15,000,000.00	(15,000,000.00)	0	0.85	0.862	0.00	21,604.17	21,604.17	
							0.862	0.00	10,625.00	10,625.00
474736 - First National Bankers Bank-Arkansas Region - Tran Type: FNMA, Start: March 5, 2013, Maturity: October 30, 2017										
6/1/15	Opening Balance	-20,000,000.00	(20,000,000.00)	30	0.86	0.873	4,740.56	(14,638.89)	(9,898.33)	
7/1/15	Closing Balance	-20,000,000.00	(20,000,000.00)	0	0.86	0.873	(4,917.03)	28,805.56	23,888.53	
							0.873	(176.47)	14,166.67	13,990.20
480288 - UBS - Tran Type: FNMA, Start: September 9, 2013, Maturity: December 21, 2015										
6/1/15	Opening Balance	-5,000,000.00	(5,000,000.00)	30	0.51	0.520	11,681.38	(8,333.33)	3,348.05	
6/21/15	Invest - Bond Coupon Receipt	-5,000,000.00	0.00	0	0.51	0.520	0.00	9,375.00	9,375.00	
7/1/15	Closing Balance	-5,000,000.00	(5,000,000.00)	0	0.51	0.520	(12,245.48)	520.83	(11,724.65)	
							0.520	(564.10)	1,562.50	998.40
482506 - First National Bankers Bank-Arkansas Region - Tran Type: FNMA, Start: March 25, 2013, Maturity: September 25, 2017										
6/1/15	Opening Balance	-13,000,000.00	(13,000,000.00)	30	1.00	1.014	0.00	(23,833.33)	(23,833.33)	
7/1/15	Closing Balance	-13,000,000.00	(13,000,000.00)	0	1.00	1.014	0.00	34,666.67	34,666.67	
							1.014	0.00	10,833.34	10,833.34
511229 - Commerce Bank - Tran Type: FNMA, Start: April 30, 2014, Maturity: October 26, 2017										

Return on Investment - Detail - AST

Between: June 1, 2015 and July 1, 2015

Printed: June 30, 2015 2:59 pm

Cash Flow Date	Transaction Description	Orig Curr Balance	Local Currency Equivalent ()							
			Principal Movement	Days	Yield	Adj Yield	Premium/ (Discount)	Interest	Total Cost	
Arkansas State Treasury (Con't)										
Federal National Mortgage Association Invest (Con't)										
511229 - Commerce Bank - Tran Type: FNMA, Start: April 30, 2014, Maturity: October 26, 2017										
6/1/15	Opening Balance	-20,000,000.00	(20,000,000.00)	30	1.18	1.197	63,559.58	(17,013.89)	46,545.69	
7/1/15	Closing Balance	-20,000,000.00	(20,000,000.00)	0	1.18	1.197	(68,444.61)	31,597.22	(36,847.39)	
							1.197	(4,885.03)	14,583.33	9,698.30
569801 - First National Bankers Bank-Arkansas Region - Tran Type: FNMA, Start: June 15, 2015, Maturity: January 17, 2045										
6/1/15	Opening Balance	0.00	0.00	0	0.00	0.000	0.00	0.00	0.00	
6/15/15	Invest - Bond Purchase	-22,925,258.00	(22,925,258.00)	16	2.08	2.105	0.00	(17,483.18)	(17,483.18)	
7/1/15	Closing Balance	-22,925,258.00	(22,925,258.00)	0	2.08	2.105	(1,201.51)	208,874.57	207,673.06	
							2.105	(1,201.51)	191,391.39	190,189.88
569802 - Crews & Associates - Tran Type: FNMA, Start: June 11, 2015, Maturity: September 26, 2039										
6/1/15	Opening Balance	0.00	0.00	0	0.00	0.000	0.00	0.00	0.00	
6/11/15	Invest - Bond Purchase	-32,557,026.93	(32,557,026.93)	20	2.87	2.912	0.00	(26,541.96)	(26,541.96)	
7/1/15	Closing Balance	-32,557,026.93	(32,557,026.93)	0	2.87	2.912	0.00	257,743.13	257,743.13	
							2.912	0.00	231,201.17	231,201.17
569804 - Commerce Bank - Tran Type: FNMA, Start: June 15, 2015, Maturity: June 26, 2045										
6/1/15	Opening Balance	0.00	0.00	0	0.00	0.000	0.00	0.00	0.00	
6/15/15	Invest - Bond Purchase	-10,029,000.00	(10,029,000.00)	16	2.02	2.047	0.00	(7,704.95)	(7,704.95)	
6/26/15	Invest - Bond Coupon Receipt	-10,029,000.00	0.00	0	2.02	2.047	0.00	100,290.00	100,290.00	
7/1/15	Closing Balance	-10,029,000.00	(10,029,000.00)	0	2.02	2.047	(240.13)	2,785.83	2,545.70	
							2.047	(240.13)	95,370.88	95,130.75
569805 - Vining Sparks - Tran Type: FNMA, Start: June 15, 2015, Maturity: June 26, 2045										
6/1/15	Opening Balance	0.00	0.00	0	0.00	0.000	0.00	0.00	0.00	
6/15/15	Invest - Bond Purchase	-11,000,000.00	(11,000,000.00)	16	2.02	2.048	0.00	(8,450.93)	(8,450.93)	
6/26/15	Invest - Bond Coupon Receipt	-11,000,000.00	0.00	0	2.02	2.048	0.00	110,000.00	110,000.00	
7/1/15	Closing Balance	-11,000,000.00	(11,000,000.00)	0	2.02	2.048	(263.38)	3,055.56	2,792.18	
							2.048	(263.38)	104,604.63	104,341.25
569806 - Commerce Bank - Tran Type: FNMA, Start: June 12, 2015, Maturity: September 26, 2039										
6/1/15	Opening Balance	0.00	0.00	0	0.00	0.000	0.00	0.00	0.00	
6/12/15	Invest - Bond Purchase	-7,728,849.00	(7,728,849.00)	19	2.87	2.911	0.00	(5,461.16)	(5,461.16)	
7/1/15	Closing Balance	-7,728,849.00	(7,728,849.00)	0	2.87	2.911	(3,182.39)	61,186.72	58,004.33	
							2.911	(3,182.39)	55,725.56	52,543.17

Return on Investment - Detail - AST

Between: June 1, 2015 and July 1, 2015

Printed: June 30, 2015 2:59 pm

Cash Flow Date	Transaction Description	Orig Curr Balance	Local Currency Equivalent ()							
			Principal Movement	Days	Yield	Adj Yield	Premium/ (Discount)	Interest	Total Cost	
Arkansas State Treasury (Con't)										
Federal National Mortgage Association							1.151	(12,173.57)	1,020,048.73	1,007,875.16
FHLB STRNT Invest										
466104 - STIFEL NICOLAUS - Tran Type: FHLB STRNT, Start: May 29, 2013, Maturity: May 25, 2018										
6/1/15	Opening Balance	-25,000,000.00	(25,000,000.00)	30	0.85	1.623	(12,565.86)	(3,566.58)	(16,132.44)	
7/1/15	Closing Balance	-25,000,000.00	(25,000,000.00)	0	0.85	1.623	12,860.10	18,851.90	31,712.00	
							1.623	294.24	15,285.32	15,579.56
466105 - Vining Sparks - Tran Type: FHLB STRNT, Start: May 29, 2013, Maturity: May 29, 2018										
6/1/15	Opening Balance	-25,000,000.00	(25,000,000.00)	30	0.78	1.677	11,865.86	(1,783.29)	10,082.57	
7/1/15	Closing Balance	-25,000,000.00	(25,000,000.00)	0	0.78	1.677	(8,998.92)	19,616.17	10,617.25	
							1.677	2,866.94	17,832.88	20,699.82
468745 - Delta Inv - Tran Type: FHLB STRNT, Start: June 20, 2013, Maturity: June 20, 2018										
6/1/15	Opening Balance	-25,000,000.00	(25,000,000.00)	21	1.00	2.028	0.00	(110,416.67)	(110,416.67)	
6/22/15	Invest - FRN Rate Reneg/Aggregate	-25,000,000.00	0.00	9	1.00	2.028	0.00	0.00	0.00	
6/22/15	Invest - FRN Coupon Receipt	-25,000,000.00	0.00	0	1.00	2.028	0.00	125,000.00	125,000.00	
7/1/15	Closing Balance	-25,000,000.00	(25,000,000.00)	0	1.00	2.028	0.00	6,250.00	6,250.00	
							2.028	0.00	20,833.33	20,833.33
470751 - STIFEL NICOLAUS - Tran Type: FHLB STRNT, Start: June 26, 2013, Maturity: June 26, 2015										
6/1/15	Opening Balance	-25,000,000.00	(25,000,000.00)	25	0.75	1.521	0.00	(80,729.17)	(80,729.17)	
6/26/15	Invest - FRN Coupon Receipt	0.00	0.00	0	0.75	1.521	0.00	93,750.00	93,750.00	
6/26/15	Invest - FRN Sale	0.00	25,000,000.00	0	0.75	1.521	0.00	0.00	0.00	
7/1/15	Closing Balance	0.00	0.00	0	0.75	1.500	0.00	0.00	0.00	
							1.521	0.00	13,020.83	13,020.83
516063 - Bank of Oklahoma Invesments - Tran Type: FHLB STRNT, Start: June 4, 2013, Maturity: June 4, 2015										
6/1/15	Opening Balance	-10,000,000.00	(10,000,000.00)	3	0.60	1.495	0.00	(43,020.83)	(43,020.83)	
6/4/15	Invest - FRN Coupon Receipt	0.00	0.00	0	0.60	1.495	0.00	43,750.00	43,750.00	
6/4/15	Invest - FRN Sale	0.00	10,000,000.00	0	0.60	1.495	0.00	0.00	0.00	
7/1/15	Closing Balance	0.00	0.00	0	0.60	1.475	0.00	0.00	0.00	
							1.495	0.00	729.17	729.17
FHLB STRNT							1.718	3,161.18	67,701.53	70,862.71
FNMA StrNt Invest										
443241 - St. Bernard Financial - Tran Type: FNMA STRNT, Start: December 11, 2012, Maturity: December 11, 2017										

Return on Investment - Detail - AST

Between: June 1, 2015 and July 1, 2015

Printed: June 30, 2015 2:59 pm

Cash Flow Date	Transaction Description	Orig Curr Balance	Local Currency Equivalent ()							
			Principal Movement	Days	Yield	Adj Yield	Premium/ (Discount)	Interest	Total Cost	
Arkansas State Treasury (Con't)										
FNMA StrNt Invest (Con't)										
443241 - St. Bernard Financial - Tran Type: FNMA STRNT, Start: December 11, 2012, Maturity: December 11, 2017										
6/1/15	Opening Balance	-25,000,000.00	(25,000,000.00)	10	0.70	1.521	0.00	(94,505.49)	(94,505.49)	
6/11/15	Invest - FRN Rate Reneg/Aggregate	-25,000,000.00	0.00	20	0.70	1.521	0.00	0.00	0.00	
6/11/15	Invest - FRN Coupon Receipt	-25,000,000.00	0.00	0	0.70	1.521	0.00	100,000.00	100,000.00	
7/1/15	Closing Balance	-25,000,000.00	(25,000,000.00)	0	0.70	1.521	0.00	10,928.96	10,928.96	
							1.521	0.00	16,423.47	16,423.47
443916 - UBS - Tran Type: FNMA STRNT, Start: December 13, 2012, Maturity: December 13, 2017										
6/1/15	Opening Balance	-25,000,000.00	(25,000,000.00)	12	0.70	1.521	0.00	(93,406.59)	(93,406.59)	
6/13/15	Invest - FRN Rate Reneg/Aggregate	-25,000,000.00	0.00	18	0.70	1.521	0.00	0.00	0.00	
6/13/15	Invest - FRN Coupon Receipt	-25,000,000.00	0.00	0	0.70	1.521	0.00	100,000.00	100,000.00	
7/1/15	Closing Balance	-25,000,000.00	(25,000,000.00)	0	0.70	1.521	0.00	9,836.07	9,836.07	
							1.521	0.00	16,429.48	16,429.48
443917 - Institutional Investment Securities - Tran Type: FNMA STRNT, Start: December 13, 2012, Maturity: December 13, 2017										
6/1/15	Opening Balance	-25,000,000.00	(25,000,000.00)	12	0.70	1.521	0.00	(93,406.59)	(93,406.59)	
6/13/15	Invest - FRN Rate Reneg/Aggregate	-25,000,000.00	0.00	18	0.70	1.521	0.00	0.00	0.00	
6/13/15	Invest - FRN Coupon Receipt	-25,000,000.00	0.00	0	0.70	1.521	0.00	100,000.00	100,000.00	
7/1/15	Closing Balance	-25,000,000.00	(25,000,000.00)	0	0.70	1.521	0.00	9,836.07	9,836.07	
							1.521	0.00	16,429.48	16,429.48
444399 - Crews & Associates - Tran Type: FNMA STRNT, Start: December 18, 2012, Maturity: December 18, 2017										
6/1/15	Opening Balance	-20,000,000.00	(20,000,000.00)	17	0.75	1.622	0.00	(77,060.44)	(77,060.44)	
6/18/15	Invest - FRN Rate Reneg/Aggregate	-20,000,000.00	0.00	13	0.75	1.622	0.00	0.00	0.00	
6/18/15	Invest - FRN Coupon Receipt	-20,000,000.00	0.00	0	0.75	1.622	0.00	85,000.00	85,000.00	
7/1/15	Closing Balance	-20,000,000.00	(20,000,000.00)	0	0.75	1.622	0.00	6,038.25	6,038.25	
							1.622	0.00	13,977.81	13,977.81
444780 - UBS - Tran Type: FNMA STRNT, Start: December 20, 2012, Maturity: December 20, 2017										
6/1/15	Opening Balance	-25,000,000.00	(25,000,000.00)	19	0.70	1.521	0.00	(89,560.44)	(89,560.44)	
6/20/15	Invest - FRN Rate Reneg/Aggregate	-25,000,000.00	0.00	11	0.70	1.521	0.00	0.00	0.00	
6/20/15	Invest - FRN Coupon Receipt	-25,000,000.00	0.00	0	0.70	1.521	0.00	100,000.00	100,000.00	
7/1/15	Closing Balance	-25,000,000.00	(25,000,000.00)	0	0.70	1.521	0.00	6,010.93	6,010.93	
							1.521	0.00	16,450.49	16,450.49
444788 - St. Bernard Financial - Tran Type: FNMA STRNT, Start: December 20, 2012, Maturity: December 20, 2017										
6/1/15	Opening Balance	-15,000,000.00	(15,000,000.00)	19	0.65	1.369	0.00	(47,019.23)	(47,019.23)	

Return on Investment - Detail - AST

Between: June 1, 2015 and July 1, 2015

Printed: June 30, 2015 2:59 pm

Cash Flow Date	Transaction Description	Orig Curr Balance	Local Currency Equivalent ()						
			Principal Movement	Days	Yield	Adj Yield	Premium/ (Discount)	Interest	Total Cost
Arkansas State Treasury (Con't)									
FNMA StrNt Invest (Con't)									
444788 - St. Bernard Financial - Tran Type: FNMA STRNT, Start: December 20, 2012, Maturity: December 20, 2017									
6/20/15	Invest - FRN Rate Reneg/Aggregate	-15,000,000.00	0.00	11	0.65	1.369	0.00	0.00	0.00
6/20/15	Invest - FRN Coupon Receipt	-15,000,000.00	0.00	0	0.65	1.369	0.00	52,500.00	52,500.00
7/1/15	Closing Balance	-15,000,000.00	(15,000,000.00)	0	0.65	1.369	0.00	3,155.74	3,155.74
						1.369	0.00	8,636.51	8,636.51
444992 - Morgan Keegan - Tran Type: FNMA STRNT, Start: December 26, 2012, Maturity: December 26, 2017									
6/1/15	Opening Balance	-15,000,000.00	(15,000,000.00)	25	0.70	1.521	0.00	(51,758.24)	(51,758.24)
6/26/15	Invest - FRN Rate Reneg/Aggregate	-15,000,000.00	0.00	5	0.70	1.521	0.00	0.00	0.00
6/26/15	Invest - FRN Coupon Receipt	-15,000,000.00	0.00	0	0.70	1.521	0.00	60,000.00	60,000.00
7/1/15	Closing Balance	-15,000,000.00	(15,000,000.00)	0	0.70	1.521	0.00	1,639.34	1,639.34
						1.521	0.00	9,881.10	9,881.10
444993 - Stephens, Inc. - Tran Type: FNMA STRNT, Start: December 27, 2012, Maturity: December 27, 2017									
6/1/15	Opening Balance	-25,000,000.00	(25,000,000.00)	26	0.63	1.445	0.00	(85,714.29)	(85,714.29)
6/27/15	Invest - FRN Rate Reneg/Aggregate	-25,000,000.00	0.00	4	0.63	1.445	0.00	0.00	0.00
6/27/15	Invest - FRN Coupon Receipt	-25,000,000.00	0.00	0	0.63	1.445	0.00	100,000.00	100,000.00
7/1/15	Closing Balance	-25,000,000.00	(25,000,000.00)	0	0.63	1.445	0.00	2,185.79	2,185.79
						1.445	0.00	16,471.50	16,471.50
449394 - Stephens, Inc. - Tran Type: FNMA STRNT, Start: January 30, 2013, Maturity: January 30, 2018									
6/1/15	Opening Balance	-7,000,000.00	(7,000,000.00)	30	0.50	1.521	0.00	(23,591.16)	(23,591.16)
7/1/15	Closing Balance	-7,000,000.00	(7,000,000.00)	0	0.50	1.521	0.00	29,392.27	29,392.27
						1.521	0.00	5,801.11	5,801.11
449615 - Crews & Associates - Tran Type: FNMA STRNT, Start: January 30, 2013, Maturity: January 30, 2018									
6/1/15	Opening Balance	-16,325,000.00	(16,325,000.00)	14	0.75	1.648	0.00	(27,671.88)	(27,671.88)
6/15/15	Invest - FRN Sale	-6,325,000.00	10,000,000.00	16	0.75	1.648	0.00	32,872.93	32,872.93
7/1/15	Closing Balance	-6,325,000.00	(6,325,000.00)	0	0.75	1.648	0.00	23,238.26	23,238.26
						1.648	0.00	28,439.31	28,439.31
457435 - Stephens, Inc. - Tran Type: FNMA STRNT, Start: March 27, 2013, Maturity: June 15, 2015									
6/1/15	Opening Balance	-10,000,000.00	(10,000,000.00)	14	0.50	1.521	0.00	(17,777.78)	(17,777.78)
6/15/15	Invest - FRN Sale	0.00	10,000,000.00	0	0.50	1.521	0.00	21,666.67	21,666.67
7/1/15	Closing Balance	0.00	0.00	0	0.50	1.500	0.00	0.00	0.00
						1.521	0.00	3,888.89	3,888.89
465651 - Crews & Associates - Tran Type: FNMA STRNT, Start: May 22, 2013, Maturity: May 22, 2018									

Return on Investment - Detail - AST

Between: June 1, 2015 and July 1, 2015

Printed: June 30, 2015 2:59 pm

Cash Flow Date	Transaction Description	Orig Curr Balance	Local Currency Equivalent ()						
			Principal Movement	Days	Yield	Adj Yield	Premium/ (Discount)	Interest	Total Cost
Arkansas State Treasury (Con't)									
FNMA StrNt Invest (Con't)									
465651 - Crews & Associates - Tran Type: FNMA STRNT, Start: May 22, 2013, Maturity: May 22, 2018									
6/1/15	Opening Balance	-25,000,000.00	(25,000,000.00)	30	0.75	1.521	0.00	(5,095.11)	(5,095.11)
7/1/15	Closing Balance	-25,000,000.00	(25,000,000.00)	0	0.75	1.521	0.00	20,380.43	20,380.43
						1.521	0.00	15,285.32	15,285.32
						1.517	0.00	168,114.47	168,114.47
FNMA StrNt									
Money Management Fund Invest									
158606 - Money Management Fund - Tran Type: MMF, Start: July 3, 2006, Maturity: Overnight									
6/1/15	Opening Balance	-11,345,678.19	(11,345,678.19)	30	0.51	0.511	0.00	(158.53)	(158.53)
7/1/15	Closing Balance	-11,345,678.19	(11,345,678.19)	0	0.51	0.511	0.00	4,914.39	4,914.39
						0.511	0.00	4,755.86	4,755.86
						0.511	0.00	4,755.86	4,755.86
Money Management Fund									
Money Market Funds Invest									
106893 - Simmons Aim Institutional Fund - Tran Type: MMKT, Start: June 30, 2004, Maturity: Overnight									
6/1/15	Opening Balance	-200,657.29	(200,657.29)	30	0.01	0.010	0.00	(0.05)	(0.05)
7/1/15	Closing Balance	-200,657.29	(200,657.29)	0	0.01	0.010	0.00	1.70	1.70
						0.010	0.00	1.65	1.65
106895 - Federated Investment - Tran Type: MMKT, Start: June 30, 2004, Maturity: Overnight									
6/1/15	Opening Balance	-200,784.84	(200,784.84)	30	0.01	0.010	0.00	(0.06)	(0.06)
7/1/15	Closing Balance	-200,784.84	(200,784.84)	0	0.01	0.010	0.00	1.71	1.71
						0.010	0.00	1.65	1.65
106897 - BOA Securities, LLC MM - Tran Type: MMKT, Start: June 30, 2004, Maturity: Overnight									
6/1/15	Opening Balance	-200,048.78	(200,048.78)	30	0.01	0.010	0.00	(0.05)	(0.05)
7/1/15	Closing Balance	-200,048.78	(200,048.78)	0	0.01	0.010	0.00	1.70	1.70
						0.010	0.00	1.65	1.65
113341 - Merrill Lynch Funds for Institutions - Tran Type: MMKT, Start: June 30, 2004, Maturity: Overnight									
6/1/15	Opening Balance	0.00	0.00	30	2.85	2.867	0.00	(24,532.07)	(24,532.07)
7/1/15	Closing Balance	0.00	0.00	0	2.85	2.867	0.00	24,532.07	24,532.07
							0.00	0.00	0.00
567678 - Bank of the Ozarks - Tran Type: MMKT, Start: June 12, 2015, Maturity: Notice									

Return on Investment - Detail - AST

Between: June 1, 2015 and July 1, 2015

Printed: June 30, 2015 2:59 pm

Cash Flow Date	Transaction Description	Orig Curr Balance	Local Currency Equivalent ()						
			Principal Movement	Days	Yield	Adj Yield	Premium/ (Discount)	Interest	Total Cost
Arkansas State Treasury (Con't)									
Money Market Funds Invest (Con't)									
567678 - Bank of the Ozarks - Tran Type: MMKT, Start: June 12, 2015, Maturity: Notice									
6/1/15	Opening Balance	-50,000,000.00	(50,000,000.00)	11	0.00	0.000	0.00	0.00	0.00
6/12/15	MMkt - Cash Invest/Borrow	-50,000,000.00	(50,000,000.00)	6	0.00	0.000	0.00	0.00	0.00
6/18/15	MMkt - Cash Renegotiation	-50,000,000.00	0.00	7	0.40	0.406	0.00	0.00	0.00
6/25/15	MMkt - Cash Renegotiation	-125,000,000.00	(75,000,000.00)	6	0.40	0.406	0.00	0.00	0.00
7/1/15	Closing Balance	-125,000,000.00	(125,000,000.00)	0	0.40	0.406	0.00	12,222.22	12,222.22
						0.229	0.00	12,222.22	12,222.22
Money Market Funds						0.227	0.00	12,227.17	12,227.17
US TREASURY BOND Invest									
516065 - UBS - Tran Type: US TBOND, Start: June 4, 2014, Maturity: July 15, 2016									
6/1/15	Opening Balance	-5,000,000.00	(5,000,000.00)	30	0.42	0.423	10,231.31	(11,826.66)	(1,595.35)
7/1/15	Closing Balance	-5,000,000.00	(5,000,000.00)	0	0.42	0.423	(11,086.37)	14,416.44	3,330.07
						0.423	(855.06)	2,589.78	1,734.72
US TREASURY BOND						0.423	(855.06)	2,589.78	1,734.72
Arkansas State Treasury						0.859	622,726.38	5,403,050.21	6,025,776.59

Return on Investment - Detail - AST

Between: June 1, 2015 and July 1, 2015

Printed: June 30, 2015 2:59 pm

Cash Flow Date	Transaction Description	Orig Curr Balance	Local Currency Equivalent ()					Interest	Total Cost
			Principal Movement	Days	Yield	Adj Yield	Premium/ (Discount)		

Return on Investment - Detail - AST

Between: July 1, 2014 and July 1, 2015

Printed: June 30, 2015 3:13 pm

Cash Flow Date	Transaction Description	Orig Curr Balance	Local Currency Equivalent ()							
			Principal Movement	Days	Yield	Adj Yield	Premium/ (Discount)	Interest	Total Cost	
Arkansas State Treasury										
Cert of Indebtedness - AR Cap Corp Invest										
158727 - Arkansas Capital Corporation - Tran Type: CI ACC, Start: December 16, 2005, Maturity: December 16, 2015										
7/1/14	Opening Balance	-4,000,000.00	(4,000,000.00)	168	0.30	0.300	0.00	(493.15)	(493.15)	
12/16/14	Invest - Term Rate Renegotiation	-4,000,000.00	0.00	182	0.40	0.400	0.00	0.00	0.00	
12/16/14	Invest - Term Interest Receipt	-4,000,000.00	0.00	0	0.40	0.400	0.00	6,016.44	6,016.44	
6/16/15	Invest - Term Rate Renegotiation	-4,000,000.00	0.00	15	0.40	0.400	0.00	0.00	0.00	
6/16/15	Invest - Term Interest Receipt	-4,000,000.00	0.00	0	0.40	0.400	0.00	7,978.08	7,978.08	
7/1/15	Closing Balance	-4,000,000.00	(4,000,000.00)	0	0.40	0.400	0.00	657.53	657.53	
							0.354	0.00	14,158.90	14,158.90
236190 - Arkansas Capital Corporation - Tran Type: CI ACC, Start: November 17, 2008, Maturity: November 16, 2018										
7/1/14	Opening Balance	-26,878,000.00	(26,878,000.00)	48	0.75	0.750	0.00	(25,405.23)	(25,405.23)	
8/18/14	Invest - Term Rate Renegotiation	-26,878,000.00	0.00	91	0.75	0.750	0.00	0.00	0.00	
11/17/14	Invest - Term Rate Renegotiation	-26,878,000.00	0.00	92	0.75	0.750	0.00	0.00	0.00	
11/17/14	Invest - Term Interest Receipt	-26,878,000.00	0.00	0	0.75	0.750	0.00	102,173.22	102,173.22	
2/17/15	Invest - Term Rate Renegotiation	-26,878,000.00	0.00	90	0.75	0.750	0.00	0.00	0.00	
5/18/15	Invest - Term Rate Renegotiation	-26,878,000.00	0.00	44	0.75	0.750	0.00	0.00	0.00	
5/18/15	Invest - Term Interest Receipt	-26,878,000.00	0.00	0	0.75	0.750	0.00	100,516.36	100,516.36	
7/1/15	Closing Balance	-26,878,000.00	(26,878,000.00)	0	0.75	0.750	0.00	24,300.66	24,300.66	
							0.750	0.00	201,585.01	201,585.01
413573 - Arkansas Capital Corporation - Tran Type: CI ACC, Start: May 11, 2012, Maturity: May 10, 2022										
7/1/14	Opening Balance	-3,000,000.00	(3,000,000.00)	91	0.75	0.750	0.00	(3,082.19)	(3,082.19)	
9/30/14	Invest - Term Rate Renegotiation	-3,000,000.00	0.00	91	0.75	0.750	0.00	0.00	0.00	
11/10/14	Invest - Term Interest Receipt	-3,000,000.00	0.00	0	0.75	0.750	0.00	11,219.18	11,219.18	
12/30/14	Invest - Term Rate Renegotiation	-3,000,000.00	0.00	90	0.75	0.750	0.00	0.00	0.00	
3/30/15	Invest - Term Rate Renegotiation	-3,000,000.00	0.00	92	0.75	0.750	0.00	0.00	0.00	
5/11/15	Invest - Term Interest Receipt	-3,000,000.00	0.00	0	0.75	0.750	0.00	11,219.18	11,219.18	
6/30/15	Invest - Term Rate Renegotiation	-3,000,000.00	0.00	1	0.00	0.000	0.00	0.00	0.00	
7/1/15	Closing Balance	-3,000,000.00	(3,000,000.00)	0	0.75	0.750	0.00	3,082.19	3,082.19	
							0.748	0.00	22,438.36	22,438.36
438686 - Arkansas Capital Corporation - Tran Type: CI ACC, Start: August 1, 2012, Maturity: August 1, 2022										
7/1/14	Opening Balance	-7,700,000.00	(7,700,000.00)	91	0.75	0.750	0.00	(23,416.44)	(23,416.44)	
8/1/14	Invest - Term Interest Receipt	-7,700,000.00	0.00	0	0.75	0.750	0.00	28,321.23	28,321.23	
9/30/14	Invest - Term Rate Renegotiation	-7,700,000.00	0.00	91	0.75	0.750	0.00	0.00	0.00	

Return on Investment - Detail - AST

Between: July 1, 2014 and July 1, 2015

Printed: June 30, 2015 3:13 pm

Cash Flow Date	Transaction Description	Orig Curr Balance	Local Currency Equivalent ()						
			Principal Movement	Days	Yield	Adj Yield	Premium/ (Discount)	Interest	Total Cost
Arkansas State Treasury (Con't)									
Cert of Indebtedness - AR Cap Corp Invest (Con't)									
438686 - Arkansas Capital Corporation - Tran Type: CI ACC, Start: August 1, 2012, Maturity: August 1, 2022									
12/30/14	Invest - Term Rate Renegotiation	-7,700,000.00	0.00	90	0.75	0.750	0.00	0.00	0.00
2/2/15	Invest - Term Interest Receipt	-7,700,000.00	0.00	0	0.75	0.750	0.00	29,270.55	29,270.55
3/30/15	Invest - Term Rate Renegotiation	-7,700,000.00	0.00	92	0.75	0.750	0.00	0.00	0.00
6/30/15	Invest - Term Rate Renegotiation	-7,700,000.00	0.00	1	0.00	0.000	0.00	0.00	0.00
7/1/15	Closing Balance	-7,700,000.00	(7,700,000.00)	0	0.75	0.750	0.00	23,416.43	23,416.43
						0.748	0.00	57,591.77	57,591.77
Cert of Indebtedness - AR Cap Corp						0.711	0.00	295,774.04	295,774.04
Certificates of Deposit Invest									
537360 - The Capital Bank Little Rock - Tran Type: CD, Start: November 18, 2014, Maturity: February 18, 2015									
7/1/14	Opening Balance	-1,000,000.00	(1,000,000.00)	140	0.30	0.300	0.00	0.00	0.00
11/18/14	Invest - Term Deposit New	-1,000,000.00	(1,000,000.00)	92	0.30	0.300	0.00	0.00	0.00
2/18/15	Invest - Term Interest Receipt	0.00	0.00	0	0.30	0.300	0.00	756.16	756.16
2/18/15	Invest - Term Maturity	0.00	1,000,000.00	0	0.30	0.300	0.00	0.00	0.00
7/1/15	Closing Balance	0.00	0.00	0	0.00	0.000	0.00	0.00	0.00
						0.300	0.00	756.16	756.16
537361 - Centennial Bank Conway - Tran Type: CD, Start: November 18, 2014, Maturity: February 18, 2015									
7/1/14	Opening Balance	-5,000,000.00	(5,000,000.00)	140	0.30	0.300	0.00	0.00	0.00
11/18/14	Invest - Term Deposit New	-5,000,000.00	(5,000,000.00)	92	0.30	0.300	0.00	0.00	0.00
2/18/15	Invest - Term Interest Receipt	0.00	0.00	0	0.30	0.300	0.00	3,780.82	3,780.82
2/18/15	Invest - Term Maturity	0.00	5,000,000.00	0	0.30	0.300	0.00	0.00	0.00
7/1/15	Closing Balance	0.00	0.00	0	0.00	0.000	0.00	0.00	0.00
						0.300	0.00	3,780.82	3,780.82
537363 - Helena National Bank - Tran Type: CD, Start: November 18, 2014, Maturity: February 18, 2015									
7/1/14	Opening Balance	-5,000,000.00	(5,000,000.00)	140	0.30	0.300	0.00	0.00	0.00
11/18/14	Invest - Term Deposit New	-5,000,000.00	(5,000,000.00)	92	0.30	0.300	0.00	0.00	0.00
2/18/15	Invest - Term Interest Receipt	0.00	0.00	0	0.30	0.300	0.00	3,780.82	3,780.82
2/18/15	Invest - Term Maturity	0.00	5,000,000.00	0	0.30	0.300	0.00	0.00	0.00
7/1/15	Closing Balance	0.00	0.00	0	0.00	0.000	0.00	0.00	0.00
						0.300	0.00	3,780.82	3,780.82
537364 - Pinnacle Bank Rogers - Tran Type: CD, Start: November 18, 2014, Maturity: February 18, 2015									

Return on Investment - Detail - AST

Between: July 1, 2014 and July 1, 2015

Printed: June 30, 2015 3:13 pm

Cash Flow Date	Transaction Description	Orig Curr Balance	Local Currency Equivalent ()							
			Principal Movement	Days	Yield	Adj Yield	Premium/ (Discount)	Interest	Total Cost	
Arkansas State Treasury (Con't)										
Certificates of Deposit Invest (Con't)										
537364 - Pinnacle Bank Rogers - Tran Type: CD, Start: November 18, 2014, Maturity: February 18, 2015										
7/1/14	Opening Balance	-1,000,000.00	(1,000,000.00)	140	0.30	0.300	0.00	0.00	0.00	
11/18/14	Invest - Term Deposit New	-1,000,000.00	(1,000,000.00)	92	0.30	0.300	0.00	0.00	0.00	
2/18/15	Invest - Term Interest Receipt	0.00	0.00	0	0.30	0.300	0.00	756.16	756.16	
2/18/15	Invest - Term Maturity	0.00	1,000,000.00	0	0.30	0.300	0.00	0.00	0.00	
7/1/15	Closing Balance	0.00	0.00	0	0.00	0.000	0.00	0.00	0.00	
							0.300	0.00	756.16	756.16
552492 - Merchants & Planters Bank Clarendon - Tran Type: CD, Start: March 4, 2015, Maturity: June 26, 2015										
7/1/14	Opening Balance	-1,000,000.00	(1,000,000.00)	246	0.30	0.300	0.00	0.00	0.00	
3/4/15	Invest - Term Deposit New	-1,000,000.00	(1,000,000.00)	114	0.30	0.300	0.00	0.00	0.00	
6/26/15	Invest - Term Interest Receipt	0.00	0.00	0	0.30	0.300	0.00	936.99	936.99	
6/26/15	Invest - Term Maturity	0.00	1,000,000.00	0	0.30	0.300	0.00	0.00	0.00	
7/1/15	Closing Balance	0.00	0.00	0	0.00	0.000	0.00	0.00	0.00	
							0.300	0.00	936.99	936.99
552493 - Centennial Bank Conway - Tran Type: CD, Start: March 4, 2015, Maturity: June 26, 2015										
7/1/14	Opening Balance	-4,000,000.00	(4,000,000.00)	246	0.30	0.300	0.00	0.00	0.00	
3/4/15	Invest - Term Deposit New	-4,000,000.00	(4,000,000.00)	114	0.30	0.300	0.00	0.00	0.00	
6/26/15	Invest - Term Interest Receipt	0.00	0.00	0	0.30	0.300	0.00	3,747.95	3,747.95	
6/26/15	Invest - Term Maturity	0.00	4,000,000.00	0	0.30	0.300	0.00	0.00	0.00	
7/1/15	Closing Balance	0.00	0.00	0	0.00	0.000	0.00	0.00	0.00	
							0.300	0.00	3,747.95	3,747.95
552494 - Pinnacle Bank Rogers - Tran Type: CD, Start: March 4, 2015, Maturity: June 26, 2015										
7/1/14	Opening Balance	-1,000,000.00	(1,000,000.00)	246	0.30	0.300	0.00	0.00	0.00	
3/4/15	Invest - Term Deposit New	-1,000,000.00	(1,000,000.00)	114	0.30	0.300	0.00	0.00	0.00	
6/26/15	Invest - Term Interest Receipt	0.00	0.00	0	0.30	0.300	0.00	936.99	936.99	
6/26/15	Invest - Term Maturity	0.00	1,000,000.00	0	0.30	0.300	0.00	0.00	0.00	
7/1/15	Closing Balance	0.00	0.00	0	0.00	0.000	0.00	0.00	0.00	
							0.300	0.00	936.99	936.99
552495 - Helena National Bank - Tran Type: CD, Start: March 4, 2015, Maturity: June 26, 2015										
7/1/14	Opening Balance	-4,000,000.00	(4,000,000.00)	246	0.30	0.300	0.00	0.00	0.00	
3/4/15	Invest - Term Deposit New	-4,000,000.00	(4,000,000.00)	114	0.30	0.300	0.00	0.00	0.00	
6/26/15	Invest - Term Interest Receipt	0.00	0.00	0	0.30	0.300	0.00	3,747.95	3,747.95	

Return on Investment - Detail - AST

Between: July 1, 2014 and July 1, 2015

Printed: June 30, 2015 3:13 pm

Cash Flow Date	Transaction Description	Orig Curr Balance	Local Currency Equivalent ()						
			Principal Movement	Days	Yield	Adj Yield	Premium/ (Discount)	Interest	Total Cost
Arkansas State Treasury (Con't)									
Certificates of Deposit Invest (Con't)									
552495 - Helena National Bank - Tran Type: CD, Start: March 4, 2015, Maturity: June 26, 2015									
6/26/15	Invest - Term Maturity	0.00	4,000,000.00	0	0.30	0.300	0.00	0.00	0.00
7/1/15	Closing Balance	0.00	0.00	0	0.00	0.000	0.00	0.00	0.00
						0.300	0.00	3,747.95	3,747.95
569137 - Helena National Bank - Tran Type: CD, Start: June 26, 2015, Maturity: September 24, 2015									
7/1/14	Opening Balance	-4,000,000.00	(4,000,000.00)	360	0.30	0.300	0.00	0.00	0.00
6/26/15	Invest - Term Deposit New	-4,000,000.00	(4,000,000.00)	5	0.30	0.300	0.00	0.00	0.00
7/1/15	Closing Balance	-4,000,000.00	(4,000,000.00)	0	0.30	0.300	0.00	164.38	164.38
						0.300	0.00	164.38	164.38
569138 - Central Bank Little Rock AR - Tran Type: CD, Start: June 26, 2015, Maturity: September 24, 2015									
7/1/14	Opening Balance	-1,000,000.00	(1,000,000.00)	360	0.30	0.300	0.00	0.00	0.00
6/26/15	Invest - Term Deposit New	-1,000,000.00	(1,000,000.00)	5	0.30	0.300	0.00	0.00	0.00
7/1/15	Closing Balance	-1,000,000.00	(1,000,000.00)	0	0.30	0.300	0.00	41.10	41.10
						0.300	0.00	41.10	41.10
569139 - The Farmers and Merchants Bank Stuttgart - Tran Type: CD, Start: June 26, 2015, Maturity: September 24, 2015									
7/1/14	Opening Balance	-4,009,369.88	(4,009,369.88)	360	0.30	0.300	0.00	0.00	0.00
6/26/15	Invest - Term Deposit New	-4,009,369.88	(4,009,369.88)	5	0.30	0.300	0.00	0.00	0.00
7/1/15	Closing Balance	-4,009,369.88	(4,009,369.88)	0	0.30	0.300	0.00	164.77	164.77
						0.300	0.00	164.77	164.77
569140 - Pinnacle Bank Rogers - Tran Type: CD, Start: June 26, 2015, Maturity: September 24, 2015									
7/1/14	Opening Balance	-1,000,000.00	(1,000,000.00)	360	0.30	0.300	0.00	0.00	0.00
6/26/15	Invest - Term Deposit New	-1,000,000.00	(1,000,000.00)	5	0.30	0.300	0.00	0.00	0.00
7/1/15	Closing Balance	-1,000,000.00	(1,000,000.00)	0	0.30	0.300	0.00	41.10	41.10
						0.300	0.00	41.10	41.10
						0.300	0.00	18,855.19	18,855.19
Certificates of Deposit									
Commercial Paper Disc Note Invest									
524155 - Commercial Paper - Tran Type: COMM PAPER, Start: August 6, 2014, Maturity: November 4, 2014									
7/1/14	Opening Balance	0.00	0.00	0	0.00	0.000	0.00	0.00	0.00
8/6/14	MMkt - Bill Invest/Issue	-15,000,000.00	(15,000,000.00)	90	0.22	0.219	0.00	0.00	0.00
11/4/14	MMkt - Bill Maturity	0.00	15,000,000.00	0	0.22	0.219	8,100.00	0.00	8,100.00
7/1/15	Closing Balance	0.00	0.00	0	0.22	0.219	0.00	0.00	0.00

Return on Investment - Detail - AST

Between: July 1, 2014 and July 1, 2015

Printed: June 30, 2015 3:13 pm

Cash Flow Date	Transaction Description	Orig Curr Balance	Local Currency Equivalent ()							
			Principal Movement	Days	Yield	Adj Yield	Premium/ (Discount)	Interest	Total Cost	
Arkansas State Treasury (Con't)										
Commercial Paper Disc Note Invest (Con't)										
524350 - Commercial Paper - Tran Type: COMM PAPER, Start: August 7, 2014, Maturity: October 17, 2014							0.219	8,100.00	0.00	8,100.00
7/1/14	Opening Balance	0.00	0.00	0	0.00	0.000	0.00	0.00	0.00	
8/7/14	MMkt - Bill Invest/Issue	-15,000,000.00	(15,000,000.00)	71	0.12	0.122	0.00	0.00	0.00	
10/17/14	MMkt - Bill Maturity	0.00	15,000,000.00	0	0.12	0.120	3,550.05	0.00	3,550.05	
7/1/15	Closing Balance	0.00	0.00	0	0.12	0.120	0.00	0.00	0.00	
524552 - Commercial Paper - Tran Type: COMM PAPER, Start: August 8, 2014, Maturity: October 17, 2014							0.122	3,550.05	0.00	3,550.05
7/1/14	Opening Balance	0.00	0.00	0	0.00	0.000	0.00	0.00	0.00	
8/8/14	MMkt - Bill Invest/Issue	-15,000,000.00	(15,000,000.00)	70	0.15	0.146	0.00	0.00	0.00	
10/17/14	MMkt - Bill Maturity	0.00	15,000,000.00	0	0.15	0.146	4,200.00	0.00	4,200.00	
7/1/15	Closing Balance	0.00	0.00	0	0.15	0.146	0.00	0.00	0.00	
527833 - Commercial Paper - Tran Type: COMM PAPER, Start: August 6, 2014, Maturity: November 4, 2014							0.146	4,200.00	0.00	4,200.00
7/1/14	Opening Balance	0.00	0.00	0	0.00	0.000	0.00	0.00	0.00	
8/6/14	MMkt - Bill Invest/Issue	-15,000,000.00	(15,000,000.00)	90	0.20	0.203	0.00	0.00	0.00	
11/4/14	MMkt - Bill Maturity	0.00	15,000,000.00	0	0.20	0.203	7,500.00	0.00	7,500.00	
7/1/15	Closing Balance	0.00	0.00	0	0.20	0.203	0.00	0.00	0.00	
531907 - Commercial Paper - Tran Type: COMM PAPER, Start: October 1, 2014, Maturity: February 2, 2015							0.203	7,500.00	0.00	7,500.00
7/1/14	Opening Balance	0.00	0.00	0	0.00	0.000	0.00	0.00	0.00	
10/1/14	MMkt - Bill Invest/Issue	-20,000,000.00	(20,000,000.00)	124	0.27	0.274	0.00	0.00	0.00	
2/2/15	MMkt - Bill Maturity	0.00	20,000,000.00	0	0.27	0.274	18,600.00	0.00	18,600.00	
7/1/15	Closing Balance	0.00	0.00	0	0.27	0.274	0.00	0.00	0.00	
531908 - Commercial Paper - Tran Type: COMM PAPER, Start: October 1, 2014, Maturity: February 20, 2015							0.274	18,600.00	0.00	18,600.00
7/1/14	Opening Balance	0.00	0.00	0	0.00	0.000	0.00	0.00	0.00	
10/1/14	MMkt - Bill Invest/Issue	-20,000,000.00	(20,000,000.00)	142	0.39	0.386	0.00	0.00	0.00	
2/20/15	MMkt - Bill Maturity	0.00	20,000,000.00	0	0.39	0.386	29,977.80	0.00	29,977.80	
7/1/15	Closing Balance	0.00	0.00	0	0.39	0.386	0.00	0.00	0.00	
532410 - Commercial Paper - Tran Type: COMM PAPER, Start: October 1, 2014, Maturity: January 30, 2015							0.386	29,977.80	0.00	29,977.80

Return on Investment - Detail - AST

Between: July 1, 2014 and July 1, 2015

Printed: June 30, 2015 3:13 pm

Cash Flow Date	Transaction Description	Orig Curr Balance	Local Currency Equivalent ()						
			Principal Movement	Days	Yield	Adj Yield	Premium/ (Discount)	Interest	Total Cost
Arkansas State Treasury (Con't)									
Commercial Paper Disc Note Invest (Con't)									
532410 - Commercial Paper - Tran Type: COMM PAPER, Start: October 1, 2014, Maturity: January 30, 2015									
7/1/14	Opening Balance	0.00	0.00	0	0.00	0.000	0.00	0.00	0.00
10/1/14	MMkt - Bill Invest/Issue	-10,000,000.00	(10,000,000.00)	121	0.24	0.244	0.00	0.00	0.00
1/30/15	MMkt - Bill Maturity	0.00	10,000,000.00	0	0.24	0.244	8,066.70	0.00	8,066.70
7/1/15	Closing Balance	0.00	0.00	0	0.24	0.244	0.00	0.00	0.00
						0.244	8,066.70	0.00	8,066.70
544122 - Commercial Paper - Tran Type: COMM PAPER, Start: January 7, 2015, Maturity: March 6, 2015									
7/1/14	Opening Balance	0.00	0.00	0	0.00	0.000	0.00	0.00	0.00
1/7/15	MMkt - Bill Invest/Issue	-20,000,000.00	(20,000,000.00)	58	0.21	0.213	0.00	0.00	0.00
3/6/15	MMkt - Bill Maturity	0.00	20,000,000.00	0	0.21	0.210	6,766.60	0.00	6,766.60
7/1/15	Closing Balance	0.00	0.00	0	0.21	0.210	0.00	0.00	0.00
						0.213	6,766.60	0.00	6,766.60
547966 - Stephens, Inc. - Tran Type: COMM PAPER, Start: January 28, 2015, Maturity: April 10, 2015									
7/1/14	Opening Balance	0.00	0.00	0	0.00	0.000	0.00	0.00	0.00
1/28/15	MMkt - Bill Invest/Issue	-50,000,000.00	(50,000,000.00)	72	0.48	0.481	0.00	0.00	0.00
4/10/15	MMkt - Bill Sale/Redemption	0.00	50,000,000.00	0	0.48	0.481	47,951.39	0.00	47,951.39
7/1/15	Closing Balance	0.00	0.00	0	0.48	0.481	0.00	0.00	0.00
						0.481	47,951.39	0.00	47,951.39
547967 - Stephens, Inc. - Tran Type: COMM PAPER, Start: January 28, 2015, Maturity: May 12, 2015									
7/1/14	Opening Balance	0.00	0.00	0	0.00	0.000	0.00	0.00	0.00
1/28/15	MMkt - Bill Invest/Issue	-50,000,000.00	(50,000,000.00)	104	0.47	0.471	0.00	0.00	0.00
5/12/15	MMkt - Bill Sale/Redemption	0.00	50,000,000.00	0	0.47	0.471	67,855.14	0.00	67,855.14
7/1/15	Closing Balance	0.00	0.00	0	0.47	0.471	0.00	0.00	0.00
						0.471	67,855.14	0.00	67,855.14
549010 - Commercial Paper - Tran Type: COMM PAPER, Start: February 3, 2015, Maturity: February 17, 2015									
7/1/14	Opening Balance	0.00	0.00	0	0.00	0.000	0.00	0.00	0.00
2/3/15	MMkt - Bill Invest/Issue	-20,000,000.00	(20,000,000.00)	14	0.37	0.376	0.00	0.00	0.00
2/17/15	MMkt - Bill Maturity	0.00	20,000,000.00	0	0.37	0.370	2,877.80	0.00	2,877.80
7/1/15	Closing Balance	0.00	0.00	0	0.37	0.370	0.00	0.00	0.00
						0.376	2,877.80	0.00	2,877.80
549011 - Commercial Paper - Tran Type: COMM PAPER, Start: February 3, 2015, Maturity: February 9, 2015									
7/1/14	Opening Balance	0.00	0.00	0	0.00	0.000	0.00	0.00	0.00

Return on Investment - Detail - AST

Between: July 1, 2014 and July 1, 2015

Printed: June 30, 2015 3:13 pm

Cash Flow Date	Transaction Description	Orig Curr Balance	Local Currency Equivalent ()							
			Principal Movement	Days	Yield	Adj Yield	Premium/ (Discount)	Interest	Total Cost	
Arkansas State Treasury (Con't)										
Commercial Paper Disc Note Invest (Con't)										
549011 - Commercial Paper - Tran Type: COMM PAPER, Start: February 3, 2015, Maturity: February 9, 2015										
2/3/15	MMkt - Bill Invest/Issue	-2,600,000.00	(2,600,000.00)	6	0.32	0.325	0.00	0.00	0.00	
2/9/15	MMkt - Bill Maturity	0.00	2,600,000.00	0	0.32	0.324	138.66	0.00	138.66	
7/1/15	Closing Balance	0.00	0.00	0	0.32	0.324	0.00	0.00	0.00	
							0.325	138.66	0.00	138.66
549012 - Commercial Paper - Tran Type: COMM PAPER, Start: February 3, 2015, Maturity: February 9, 2015										
7/1/14	Opening Balance	0.00	0.00	0	0.00	0.000	0.00	0.00	0.00	
2/3/15	MMkt - Bill Invest/Issue	-1,217,000.00	(1,217,000.00)	6	0.33	0.335	0.00	0.00	0.00	
2/9/15	MMkt - Bill Maturity	0.00	1,217,000.00	0	0.33	0.330	66.94	0.00	66.94	
7/1/15	Closing Balance	0.00	0.00	0	0.33	0.330	0.00	0.00	0.00	
							0.335	66.94	0.00	66.94
549013 - Commercial Paper - Tran Type: COMM PAPER, Start: February 3, 2015, Maturity: February 4, 2015										
7/1/14	Opening Balance	0.00	0.00	0	0.00	0.000	0.00	0.00	0.00	
2/3/15	MMkt - Bill Invest/Issue	-135,980,000.00	(135,980,000.00)	1	0.13	0.132	0.00	0.00	0.00	
2/4/15	MMkt - Bill Maturity	0.00	135,980,000.00	0	0.13	0.130	490.89	0.00	490.89	
7/1/15	Closing Balance	0.00	0.00	0	0.13	0.130	0.00	0.00	0.00	
							0.132	490.89	0.00	490.89
549014 - Commercial Paper - Tran Type: COMM PAPER, Start: February 3, 2015, Maturity: February 4, 2015										
7/1/14	Opening Balance	0.00	0.00	0	0.00	0.000	0.00	0.00	0.00	
2/3/15	MMkt - Bill Invest/Issue	-56,927,000.00	(56,927,000.00)	1	0.18	0.183	0.00	0.00	0.00	
2/4/15	MMkt - Bill Maturity	0.00	56,927,000.00	0	0.18	0.180	284.64	0.00	284.64	
7/1/15	Closing Balance	0.00	0.00	0	0.18	0.180	0.00	0.00	0.00	
							0.183	284.64	0.00	284.64
549015 - Commercial Paper - Tran Type: COMM PAPER, Start: February 3, 2015, Maturity: February 4, 2015										
7/1/14	Opening Balance	0.00	0.00	0	0.00	0.000	0.00	0.00	0.00	
2/3/15	MMkt - Bill Invest/Issue	-100,000,000.00	(100,000,000.00)	1	0.13	0.132	0.00	0.00	0.00	
2/4/15	MMkt - Bill Maturity	0.00	100,000,000.00	0	0.13	0.130	361.00	0.00	361.00	
7/1/15	Closing Balance	0.00	0.00	0	0.13	0.130	0.00	0.00	0.00	
							0.132	361.00	0.00	361.00
549016 - Commercial Paper - Tran Type: COMM PAPER, Start: February 4, 2015, Maturity: February 5, 2015										
7/1/14	Opening Balance	0.00	0.00	0	0.00	0.000	0.00	0.00	0.00	
2/4/15	MMkt - Bill Invest/Issue	-20,000,000.00	(20,000,000.00)	1	0.13	0.132	0.00	0.00	0.00	

Return on Investment - Detail - AST

Between: July 1, 2014 and July 1, 2015

Printed: June 30, 2015 3:13 pm

Cash Flow Date	Transaction Description	Orig Curr Balance	Local Currency Equivalent ()						
			Principal Movement	Days	Yield	Adj Yield	Premium/ (Discount)	Interest	Total Cost
Arkansas State Treasury (Con't)									
Commercial Paper Disc Note Invest (Con't)									
549016 - Commercial Paper - Tran Type: COMM PAPER, Start: February 4, 2015, Maturity: February 5, 2015									
2/5/15	MMkt - Bill Maturity	0.00	20,000,000.00	0	0.13	0.130	72.20	0.00	72.20
7/1/15	Closing Balance	0.00	0.00	0	0.13	0.130	0.00	0.00	0.00
						0.132	72.20	0.00	72.20
549017 - Commercial Paper - Tran Type: COMM PAPER, Start: February 5, 2015, Maturity: February 6, 2015									
7/1/14	Opening Balance	0.00	0.00	0	0.00	0.000	0.00	0.00	0.00
2/5/15	MMkt - Bill Invest/Issue	-32,000,000.00	(32,000,000.00)	1	0.13	0.132	0.00	0.00	0.00
2/6/15	MMkt - Bill Maturity	0.00	32,000,000.00	0	0.13	0.130	115.52	0.00	115.52
7/1/15	Closing Balance	0.00	0.00	0	0.13	0.130	0.00	0.00	0.00
						0.132	115.52	0.00	115.52
549018 - Commercial Paper - Tran Type: COMM PAPER, Start: February 4, 2015, Maturity: February 17, 2015									
7/1/14	Opening Balance	0.00	0.00	0	0.00	0.000	0.00	0.00	0.00
2/4/15	MMkt - Bill Invest/Issue	-16,500,000.00	(16,500,000.00)	13	0.37	0.376	0.00	0.00	0.00
2/17/15	MMkt - Bill Maturity	0.00	16,500,000.00	0	0.37	0.370	2,204.57	0.00	2,204.57
7/1/15	Closing Balance	0.00	0.00	0	0.37	0.370	0.00	0.00	0.00
						0.376	2,204.57	0.00	2,204.57
549019 - Commercial Paper - Tran Type: COMM PAPER, Start: February 4, 2015, Maturity: February 5, 2015									
7/1/14	Opening Balance	0.00	0.00	0	0.00	0.000	0.00	0.00	0.00
2/4/15	MMkt - Bill Invest/Issue	-150,000,000.00	(150,000,000.00)	1	0.13	0.132	0.00	0.00	0.00
2/5/15	MMkt - Bill Maturity	0.00	150,000,000.00	0	0.13	0.130	541.50	0.00	541.50
7/1/15	Closing Balance	0.00	0.00	0	0.13	0.130	0.00	0.00	0.00
						0.132	541.50	0.00	541.50
549020 - Commercial Paper - Tran Type: COMM PAPER, Start: February 4, 2015, Maturity: February 5, 2015									
7/1/14	Opening Balance	0.00	0.00	0	0.00	0.000	0.00	0.00	0.00
2/4/15	MMkt - Bill Invest/Issue	-93,674,000.00	(93,674,000.00)	1	0.12	0.122	0.00	0.00	0.00
2/5/15	MMkt - Bill Maturity	0.00	93,674,000.00	0	0.12	0.120	311.93	0.00	311.93
7/1/15	Closing Balance	0.00	0.00	0	0.12	0.120	0.00	0.00	0.00
						0.122	311.93	0.00	311.93
549021 - Commercial Paper - Tran Type: COMM PAPER, Start: February 4, 2015, Maturity: February 5, 2015									
7/1/14	Opening Balance	0.00	0.00	0	0.00	0.000	0.00	0.00	0.00
2/4/15	MMkt - Bill Invest/Issue	-137,110,000.00	(137,110,000.00)	1	0.13	0.132	0.00	0.00	0.00
2/5/15	MMkt - Bill Maturity	0.00	137,110,000.00	0	0.13	0.130	494.97	0.00	494.97

Return on Investment - Detail - AST

Between: July 1, 2014 and July 1, 2015

Printed: June 30, 2015 3:13 pm

Cash Flow Date	Transaction Description	Orig Curr Balance	Local Currency Equivalent ()							
			Principal Movement	Days	Yield	Adj Yield	Premium/ (Discount)	Interest	Total Cost	
Arkansas State Treasury (Con't)										
Commercial Paper Disc Note Invest (Con't)										
549021 - Commercial Paper - Tran Type: COMM PAPER, Start: February 4, 2015, Maturity: February 5, 2015										
7/1/15	Closing Balance	0.00	0.00	0	0.13	0.130	0.00	0.00	0.00	0.00
							0.132	494.97	0.00	494.97
549022 - Commercial Paper - Tran Type: COMM PAPER, Start: February 4, 2015, Maturity: February 11, 2015										
7/1/14	Opening Balance	0.00	0.00	0	0.00	0.000	0.00	0.00	0.00	0.00
2/4/15	MMkt - Bill Invest/Issue	-22,705,000.00	(22,705,000.00)	7	0.35	0.355	0.00	0.00	0.00	0.00
2/11/15	MMkt - Bill Maturity	0.00	22,705,000.00	0	0.35	0.355	1,545.30	0.00	0.00	1,545.30
7/1/15	Closing Balance	0.00	0.00	0	0.35	0.355	0.00	0.00	0.00	0.00
							0.355	1,545.30	0.00	1,545.30
549023 - Commercial Paper - Tran Type: COMM PAPER, Start: February 5, 2015, Maturity: February 6, 2015										
7/1/14	Opening Balance	0.00	0.00	0	0.00	0.000	0.00	0.00	0.00	0.00
2/5/15	MMkt - Bill Invest/Issue	-110,000,000.00	(110,000,000.00)	1	0.08	0.081	0.00	0.00	0.00	0.00
2/6/15	MMkt - Bill Maturity	0.00	110,000,000.00	0	0.08	0.080	244.20	0.00	0.00	244.20
7/1/15	Closing Balance	0.00	0.00	0	0.08	0.080	0.00	0.00	0.00	0.00
							0.081	244.20	0.00	244.20
549226 - Commercial Paper - Tran Type: COMM PAPER, Start: February 5, 2015, Maturity: February 12, 2015										
7/1/14	Opening Balance	0.00	0.00	0	0.00	0.000	0.00	0.00	0.00	0.00
2/5/15	MMkt - Bill Invest/Issue	-130,000,000.00	(130,000,000.00)	7	0.15	0.152	0.00	0.00	0.00	0.00
2/12/15	MMkt - Bill Maturity	0.00	130,000,000.00	0	0.15	0.150	3,792.10	0.00	0.00	3,792.10
7/1/15	Closing Balance	0.00	0.00	0	0.15	0.150	0.00	0.00	0.00	0.00
							0.152	3,792.10	0.00	3,792.10
549228 - Commercial Paper - Tran Type: COMM PAPER, Start: February 5, 2015, Maturity: February 12, 2015										
7/1/14	Opening Balance	0.00	0.00	0	0.00	0.000	0.00	0.00	0.00	0.00
2/5/15	MMkt - Bill Invest/Issue	-3,765,000.00	(3,765,000.00)	7	0.35	0.355	0.00	0.00	0.00	0.00
2/12/15	MMkt - Bill Maturity	0.00	3,765,000.00	0	0.35	0.350	256.25	0.00	0.00	256.25
7/1/15	Closing Balance	0.00	0.00	0	0.35	0.350	0.00	0.00	0.00	0.00
							0.355	256.25	0.00	256.25
549229 - Commercial Paper - Tran Type: COMM PAPER, Start: February 5, 2015, Maturity: February 13, 2015										
7/1/14	Opening Balance	0.00	0.00	0	0.00	0.000	0.00	0.00	0.00	0.00
2/5/15	MMkt - Bill Invest/Issue	-32,931,000.00	(32,931,000.00)	8	0.20	0.203	0.00	0.00	0.00	0.00
2/13/15	MMkt - Bill Maturity	0.00	32,931,000.00	0	0.20	0.200	1,463.45	0.00	0.00	1,463.45
7/1/15	Closing Balance	0.00	0.00	0	0.20	0.200	0.00	0.00	0.00	0.00

Return on Investment - Detail - AST

Between: July 1, 2014 and July 1, 2015

Printed: June 30, 2015 3:13 pm

Cash Flow Date	Transaction Description	Orig Curr Balance	Local Currency Equivalent ()							
			Principal Movement	Days	Yield	Adj Yield	Premium/ (Discount)	Interest	Total Cost	
Arkansas State Treasury (Con't)										
Commercial Paper Disc Note Invest (Con't)										
549230 - Banc of America Securities - Tran Type: COMM PAPER, Start: February 5, 2015, Maturity: May 27, 2015										
7/1/14	Opening Balance	0.00	0.00	0	0.00	0.000	0.00	0.00	0.00	0.00
2/5/15	MMkt - Bill Invest/Issue	-100,000,000.00	(100,000,000.00)	111	0.61	0.610	0.00	0.00	0.00	0.00
5/27/15	MMkt - Bill Sale/Redemption	0.00	100,000,000.00	0	0.61	0.610	184,907.33	0.00	184,907.33	184,907.33
7/1/15	Closing Balance	0.00	0.00	0	0.61	0.610	0.00	0.00	0.00	0.00
							0.203	1,463.45	0.00	1,463.45
549231 - Banc of America Securities - Tran Type: COMM PAPER, Start: February 5, 2015, Maturity: April 2, 2015										
7/1/14	Opening Balance	0.00	0.00	0	0.00	0.000	0.00	0.00	0.00	0.00
2/5/15	MMkt - Bill Invest/Issue	-5,000,000.00	(5,000,000.00)	56	0.34	0.335	0.00	0.00	0.00	0.00
4/2/15	MMkt - Bill Sale/Redemption	0.00	5,000,000.00	0	0.34	0.335	2,564.52	0.00	2,564.52	2,564.52
7/1/15	Closing Balance	0.00	0.00	0	0.34	0.335	0.00	0.00	0.00	0.00
							0.610	184,907.33	0.00	184,907.33
549495 - Commercial Paper - Tran Type: COMM PAPER, Start: February 6, 2015, Maturity: February 10, 2015										
7/1/14	Opening Balance	0.00	0.00	0	0.00	0.000	0.00	0.00	0.00	0.00
2/6/15	MMkt - Bill Invest/Issue	-100,000,000.00	(100,000,000.00)	4	0.05	0.046	0.00	0.00	0.00	0.00
2/10/15	MMkt - Bill Maturity	0.00	100,000,000.00	0	0.05	0.046	500.00	0.00	500.00	500.00
7/1/15	Closing Balance	0.00	0.00	0	0.05	0.046	0.00	0.00	0.00	0.00
							0.335	2,564.52	0.00	2,564.52
549496 - Commercial Paper - Tran Type: COMM PAPER, Start: February 6, 2015, Maturity: February 9, 2015										
7/1/14	Opening Balance	0.00	0.00	0	0.00	0.000	0.00	0.00	0.00	0.00
2/6/15	MMkt - Bill Invest/Issue	-100,000,000.00	(100,000,000.00)	3	0.13	0.132	0.00	0.00	0.00	0.00
2/9/15	MMkt - Bill Maturity	0.00	100,000,000.00	0	0.13	0.132	1,083.00	0.00	1,083.00	1,083.00
7/1/15	Closing Balance	0.00	0.00	0	0.13	0.132	0.00	0.00	0.00	0.00
							0.046	500.00	0.00	500.00
549721 - Commercial Paper - Tran Type: COMM PAPER, Start: February 9, 2015, Maturity: February 17, 2015										
7/1/14	Opening Balance	0.00	0.00	0	0.00	0.000	0.00	0.00	0.00	0.00
2/9/15	MMkt - Bill Invest/Issue	-8,957,000.00	(8,957,000.00)	8	0.35	0.355	0.00	0.00	0.00	0.00
2/17/15	MMkt - Bill Maturity	0.00	8,957,000.00	0	0.35	0.355	696.68	0.00	696.68	696.68
7/1/15	Closing Balance	0.00	0.00	0	0.35	0.355	0.00	0.00	0.00	0.00
							0.132	1,083.00	0.00	1,083.00
549908 - Commercial Paper - Tran Type: COMM PAPER, Start: February 10, 2015, Maturity: February 11, 2015										
							0.355	696.68	0.00	696.68

Return on Investment - Detail - AST

Between: July 1, 2014 and July 1, 2015

Printed: June 30, 2015 3:13 pm

Cash Flow Date	Transaction Description	Orig Curr Balance	Local Currency Equivalent ()							
			Principal Movement	Days	Yield	Adj Yield	Premium/ (Discount)	Interest	Total Cost	
Arkansas State Treasury (Con't)										
Commercial Paper Disc Note Invest (Con't)										
549908 - Commercial Paper - Tran Type: COMM PAPER, Start: February 10, 2015, Maturity: February 11, 2015										
7/1/14	Opening Balance	0.00	0.00	0	0.00	0.000	0.00	0.00	0.00	
2/10/15	MMkt - Bill Invest/Issue	-21,500,000.00	(21,500,000.00)	1	0.20	0.203	0.00	0.00	0.00	
2/11/15	MMkt - Bill Maturity	0.00	21,500,000.00	0	0.20	0.203	119.54	0.00	119.54	
7/1/15	Closing Balance	0.00	0.00	0	0.20	0.203	0.00	0.00	0.00	
							0.203	119.54	0.00	119.54
549909 - Commercial Paper - Tran Type: COMM PAPER, Start: February 10, 2015, Maturity: February 25, 2015										
7/1/14	Opening Balance	0.00	0.00	0	0.00	0.000	0.00	0.00	0.00	
2/10/15	MMkt - Bill Invest/Issue	-5,500,000.00	(5,500,000.00)	15	0.33	0.335	0.00	0.00	0.00	
2/25/15	MMkt - Bill Maturity	0.00	5,500,000.00	0	0.33	0.335	756.25	0.00	756.25	
7/1/15	Closing Balance	0.00	0.00	0	0.33	0.335	0.00	0.00	0.00	
							0.335	756.25	0.00	756.25
549910 - Commercial Paper - Tran Type: COMM PAPER, Start: February 10, 2015, Maturity: February 27, 2015										
7/1/14	Opening Balance	0.00	0.00	0	0.00	0.000	0.00	0.00	0.00	
2/10/15	MMkt - Bill Invest/Issue	-23,628,000.00	(23,628,000.00)	17	0.37	0.365	0.00	0.00	0.00	
2/27/15	MMkt - Bill Maturity	0.00	23,628,000.00	0	0.37	0.365	4,016.76	0.00	4,016.76	
7/1/15	Closing Balance	0.00	0.00	0	0.37	0.365	0.00	0.00	0.00	
							0.365	4,016.76	0.00	4,016.76
550077 - Commercial Paper - Tran Type: COMM PAPER, Start: February 11, 2015, Maturity: February 24, 2015										
7/1/14	Opening Balance	0.00	0.00	0	0.00	0.000	0.00	0.00	0.00	
2/11/15	MMkt - Bill Invest/Issue	-21,500,000.00	(21,500,000.00)	13	0.33	0.335	0.00	0.00	0.00	
2/24/15	MMkt - Bill Maturity	0.00	21,500,000.00	0	0.33	0.335	2,562.16	0.00	2,562.16	
7/1/15	Closing Balance	0.00	0.00	0	0.33	0.335	0.00	0.00	0.00	
							0.335	2,562.16	0.00	2,562.16
550078 - Commercial Paper - Tran Type: COMM PAPER, Start: February 11, 2015, Maturity: March 3, 2015										
7/1/14	Opening Balance	0.00	0.00	0	0.00	0.000	0.00	0.00	0.00	
2/11/15	MMkt - Bill Invest/Issue	-35,000,000.00	(35,000,000.00)	20	0.40	0.396	0.00	0.00	0.00	
3/3/15	MMkt - Bill Maturity	0.00	35,000,000.00	0	0.40	0.396	7,583.45	0.00	7,583.45	
7/1/15	Closing Balance	0.00	0.00	0	0.40	0.396	0.00	0.00	0.00	
							0.396	7,583.45	0.00	7,583.45
550080 - Commercial Paper - Tran Type: COMM PAPER, Start: February 11, 2015, Maturity: February 26, 2015										
7/1/14	Opening Balance	0.00	0.00	0	0.00	0.000	0.00	0.00	0.00	

Return on Investment - Detail - AST

Between: July 1, 2014 and July 1, 2015

Printed: June 30, 2015 3:13 pm

Cash Flow Date	Transaction Description	Orig Curr Balance	Local Currency Equivalent ()							
			Principal Movement	Days	Yield	Adj Yield	Premium/ (Discount)	Interest	Total Cost	
Arkansas State Treasury (Con't)										
Commercial Paper Disc Note Invest (Con't)										
550080 - Commercial Paper - Tran Type: COMM PAPER, Start: February 11, 2015, Maturity: February 26, 2015										
2/11/15	MMkt - Bill Invest/Issue	-1,555,000.00	(1,555,000.00)	15	0.37	0.365	0.00	0.00	0.00	0.00
2/26/15	MMkt - Bill Maturity	0.00	1,555,000.00	0	0.37	0.365	233.25	0.00	0.00	233.25
7/1/15	Closing Balance	0.00	0.00	0	0.37	0.365	0.00	0.00	0.00	0.00
							0.365	233.25	0.00	233.25
550335 - Commercial Paper - Tran Type: COMM PAPER, Start: February 3, 2015, Maturity: February 10, 2015										
7/1/14	Opening Balance	0.00	0.00	0	0.00	0.000	0.00	0.00	0.00	0.00
2/3/15	MMkt - Bill Invest/Issue	-7,000,000.00	(7,000,000.00)	7	0.33	0.335	0.00	0.00	0.00	0.00
2/10/15	MMkt - Bill Maturity	0.00	7,000,000.00	0	0.33	0.335	449.19	0.00	0.00	449.19
7/1/15	Closing Balance	0.00	0.00	0	0.33	0.335	0.00	0.00	0.00	0.00
							0.335	449.19	0.00	449.19
550337 - Commercial Paper - Tran Type: COMM PAPER, Start: February 11, 2015, Maturity: March 5, 2015										
7/1/14	Opening Balance	0.00	0.00	0	0.00	0.000	0.00	0.00	0.00	0.00
2/11/15	MMkt - Bill Invest/Issue	-11,200,000.00	(11,200,000.00)	22	0.41	0.406	0.00	0.00	0.00	0.00
3/5/15	MMkt - Bill Maturity	0.00	11,200,000.00	0	0.41	0.406	2,737.73	0.00	0.00	2,737.73
7/1/15	Closing Balance	0.00	0.00	0	0.41	0.406	0.00	0.00	0.00	0.00
							0.406	2,737.73	0.00	2,737.73
550352 - Commercial Paper - Tran Type: COMM PAPER, Start: February 12, 2015, Maturity: February 27, 2015										
7/1/14	Opening Balance	0.00	0.00	0	0.00	0.000	0.00	0.00	0.00	0.00
2/12/15	MMkt - Bill Invest/Issue	-31,980,000.00	(31,980,000.00)	15	0.37	0.365	0.00	0.00	0.00	0.00
2/27/15	MMkt - Bill Maturity	0.00	31,980,000.00	0	0.37	0.365	4,797.00	0.00	0.00	4,797.00
7/1/15	Closing Balance	0.00	0.00	0	0.37	0.365	0.00	0.00	0.00	0.00
							0.365	4,797.00	0.00	4,797.00
550353 - Commercial Paper - Tran Type: COMM PAPER, Start: February 12, 2015, Maturity: February 13, 2015										
7/1/14	Opening Balance	0.00	0.00	0	0.00	0.000	0.00	0.00	0.00	0.00
2/12/15	MMkt - Bill Invest/Issue	-50,000,000.00	(50,000,000.00)	1	0.13	0.132	0.00	0.00	0.00	0.00
2/13/15	MMkt - Bill Maturity	0.00	50,000,000.00	0	0.13	0.132	180.50	0.00	0.00	180.50
7/1/15	Closing Balance	0.00	0.00	0	0.13	0.132	0.00	0.00	0.00	0.00
							0.132	180.50	0.00	180.50
550354 - Commercial Paper - Tran Type: COMM PAPER, Start: February 12, 2015, Maturity: February 13, 2015										
7/1/14	Opening Balance	0.00	0.00	0	0.00	0.000	0.00	0.00	0.00	0.00
2/12/15	MMkt - Bill Invest/Issue	-82,000,000.00	(82,000,000.00)	1	0.13	0.132	0.00	0.00	0.00	0.00

Return on Investment - Detail - AST

Between: July 1, 2014 and July 1, 2015

Printed: June 30, 2015 3:13 pm

Cash Flow Date	Transaction Description	Orig Curr Balance	Local Currency Equivalent ()							
			Principal Movement	Days	Yield	Adj Yield	Premium/ (Discount)	Interest	Total Cost	
Arkansas State Treasury (Con't)										
Commercial Paper Disc Note Invest (Con't)										
550354 - Commercial Paper - Tran Type: COMM PAPER, Start: February 12, 2015, Maturity: February 13, 2015										
2/13/15	MMkt - Bill Maturity	0.00	82,000,000.00	0	0.13	0.132	296.02	0.00	296.02	
7/1/15	Closing Balance	0.00	0.00	0	0.13	0.132	0.00	0.00	0.00	
							0.132	296.02	0.00	296.02
550355 - Commercial Paper - Tran Type: COMM PAPER, Start: February 12, 2015, Maturity: February 13, 2015										
7/1/14	Opening Balance	0.00	0.00	0	0.00	0.000	0.00	0.00	0.00	
2/12/15	MMkt - Bill Invest/Issue	-50,000,000.00	(50,000,000.00)	1	0.13	0.132	0.00	0.00	0.00	
2/13/15	MMkt - Bill Maturity	0.00	50,000,000.00	0	0.13	0.132	180.50	0.00	180.50	
7/1/15	Closing Balance	0.00	0.00	0	0.13	0.132	0.00	0.00	0.00	
							0.132	180.50	0.00	180.50
550356 - Commercial Paper - Tran Type: COMM PAPER, Start: February 12, 2015, Maturity: February 13, 2015										
7/1/14	Opening Balance	0.00	0.00	0	0.00	0.000	0.00	0.00	0.00	
2/12/15	MMkt - Bill Invest/Issue	-57,000,000.00	(57,000,000.00)	1	0.13	0.132	0.00	0.00	0.00	
2/13/15	MMkt - Bill Maturity	0.00	57,000,000.00	0	0.13	0.132	205.77	0.00	205.77	
7/1/15	Closing Balance	0.00	0.00	0	0.13	0.132	0.00	0.00	0.00	
							0.132	205.77	0.00	205.77
550548 - Commercial Paper - Tran Type: COMM PAPER, Start: February 13, 2015, Maturity: February 25, 2015										
7/1/14	Opening Balance	0.00	0.00	0	0.00	0.000	0.00	0.00	0.00	
2/13/15	MMkt - Bill Invest/Issue	-25,794,000.00	(25,794,000.00)	12	0.33	0.335	0.00	0.00	0.00	
2/25/15	MMkt - Bill Maturity	0.00	25,794,000.00	0	0.33	0.335	2,837.34	0.00	2,837.34	
7/1/15	Closing Balance	0.00	0.00	0	0.33	0.335	0.00	0.00	0.00	
							0.335	2,837.34	0.00	2,837.34
550549 - Commercial Paper - Tran Type: COMM PAPER, Start: February 13, 2015, Maturity: March 6, 2015										
7/1/14	Opening Balance	0.00	0.00	0	0.00	0.000	0.00	0.00	0.00	
2/13/15	MMkt - Bill Invest/Issue	-21,000,000.00	(21,000,000.00)	21	0.38	0.376	0.00	0.00	0.00	
3/6/15	MMkt - Bill Maturity	0.00	21,000,000.00	0	0.38	0.375	4,532.43	0.00	4,532.43	
7/1/15	Closing Balance	0.00	0.00	0	0.38	0.375	0.00	0.00	0.00	
							0.376	4,532.43	0.00	4,532.43
550550 - Commercial Paper - Tran Type: COMM PAPER, Start: February 13, 2015, Maturity: March 12, 2015										
7/1/14	Opening Balance	0.00	0.00	0	0.00	0.000	0.00	0.00	0.00	
2/13/15	MMkt - Bill Invest/Issue	-16,750,000.00	(16,750,000.00)	27	0.41	0.406	0.00	0.00	0.00	
3/12/15	MMkt - Bill Maturity	0.00	16,750,000.00	0	0.41	0.406	5,025.00	0.00	5,025.00	

Return on Investment - Detail - AST

Between: July 1, 2014 and July 1, 2015

Printed: June 30, 2015 3:13 pm

Cash Flow Date	Transaction Description	Orig Curr Balance	Local Currency Equivalent ()							
			Principal Movement	Days	Yield	Adj Yield	Premium/ (Discount)	Interest	Total Cost	
Arkansas State Treasury (Con't)										
Commercial Paper Disc Note Invest (Con't)										
550550 - Commercial Paper - Tran Type: COMM PAPER, Start: February 13, 2015, Maturity: March 12, 2015										
7/1/15	Closing Balance	0.00	0.00	0	0.41	0.406	0.00	0.00	0.00	0.00
						0.406	5,025.00	0.00	5,025.00	
550551 - Commercial Paper - Tran Type: COMM PAPER, Start: February 13, 2015, Maturity: February 18, 2015										
7/1/14	Opening Balance	0.00	0.00	0	0.00	0.000	0.00	0.00	0.00	0.00
2/13/15	MMkt - Bill Invest/Issue	-1,500,000.00	(1,500,000.00)	5	0.32	0.325	0.00	0.00	0.00	0.00
2/18/15	MMkt - Bill Maturity	0.00	1,500,000.00	0	0.32	0.324	66.66	0.00	0.00	66.66
7/1/15	Closing Balance	0.00	0.00	0	0.32	0.324	0.00	0.00	0.00	0.00
						0.325	66.66	0.00	66.66	
550552 - Commercial Paper - Tran Type: COMM PAPER, Start: February 13, 2015, Maturity: February 18, 2015										
7/1/14	Opening Balance	0.00	0.00	0	0.00	0.000	0.00	0.00	0.00	0.00
2/13/15	MMkt - Bill Invest/Issue	-13,884,000.00	(13,884,000.00)	5	0.20	0.203	0.00	0.00	0.00	0.00
2/18/15	MMkt - Bill Maturity	0.00	13,884,000.00	0	0.20	0.203	385.70	0.00	0.00	385.70
7/1/15	Closing Balance	0.00	0.00	0	0.20	0.203	0.00	0.00	0.00	0.00
						0.203	385.70	0.00	385.70	
550553 - Banc of America Securities - Tran Type: COMM PAPER, Start: February 13, 2015, Maturity: April 2, 2015										
7/1/14	Opening Balance	0.00	0.00	0	0.00	0.000	0.00	0.00	0.00	0.00
2/13/15	MMkt - Bill Invest/Issue	-21,325,000.00	(21,325,000.00)	48	0.40	0.396	0.00	0.00	0.00	0.00
4/2/15	MMkt - Bill Sale/Redemption	0.00	21,325,000.00	0	0.40	0.396	11,086.38	0.00	0.00	11,086.38
7/1/15	Closing Balance	0.00	0.00	0	0.40	0.396	0.00	0.00	0.00	0.00
						0.396	11,086.38	0.00	11,086.38	
550554 - Commercial Paper - Tran Type: COMM PAPER, Start: February 13, 2015, Maturity: February 17, 2015										
7/1/14	Opening Balance	0.00	0.00	0	0.00	0.000	0.00	0.00	0.00	0.00
2/13/15	MMkt - Bill Invest/Issue	-2,600,000.00	(2,600,000.00)	4	0.32	0.325	0.00	0.00	0.00	0.00
2/17/15	MMkt - Bill Maturity	0.00	2,600,000.00	0	0.32	0.324	92.46	0.00	0.00	92.46
7/1/15	Closing Balance	0.00	0.00	0	0.32	0.324	0.00	0.00	0.00	0.00
						0.325	92.46	0.00	92.46	
550771 - Commercial Paper - Tran Type: COMM PAPER, Start: February 17, 2015, Maturity: March 3, 2015										
7/1/14	Opening Balance	0.00	0.00	0	0.00	0.000	0.00	0.00	0.00	0.00
2/17/15	MMkt - Bill Invest/Issue	-28,727,000.00	(28,727,000.00)	14	0.37	0.365	0.00	0.00	0.00	0.00
3/3/15	MMkt - Bill Maturity	0.00	28,727,000.00	0	0.37	0.365	4,021.78	0.00	0.00	4,021.78
7/1/15	Closing Balance	0.00	0.00	0	0.37	0.365	0.00	0.00	0.00	0.00

Return on Investment - Detail - AST

Between: July 1, 2014 and July 1, 2015

Printed: June 30, 2015 3:13 pm

Cash Flow Date	Transaction Description	Orig Curr Balance	Local Currency Equivalent ()							
			Principal Movement	Days	Yield	Adj Yield	Premium/ (Discount)	Interest	Total Cost	
Arkansas State Treasury (Con't)										
Commercial Paper Disc Note Invest (Con't)										
550772 - Commercial Paper - Tran Type: COMM PAPER, Start: February 17, 2015, Maturity: February 25, 2015										
7/1/14	Opening Balance	0.00	0.00	0	0.00	0.000	0.00	0.00	0.00	0.00
2/17/15	MMkt - Bill Invest/Issue	-50,000,000.00	(50,000,000.00)	8	0.26	0.264	0.00	0.00	0.00	0.00
2/25/15	MMkt - Bill Maturity	0.00	50,000,000.00	0	0.26	0.264	2,889.00	0.00	0.00	2,889.00
7/1/15	Closing Balance	0.00	0.00	0	0.26	0.264	0.00	0.00	0.00	0.00
							0.365	4,021.78	0.00	4,021.78
550774 - Commercial Paper - Tran Type: COMM PAPER, Start: February 17, 2015, Maturity: February 24, 2015										
7/1/14	Opening Balance	0.00	0.00	0	0.00	0.000	0.00	0.00	0.00	0.00
2/17/15	MMkt - Bill Invest/Issue	-4,600,000.00	(4,600,000.00)	7	0.32	0.325	0.00	0.00	0.00	0.00
2/24/15	MMkt - Bill Maturity	0.00	4,600,000.00	0	0.32	0.324	286.21	0.00	0.00	286.21
7/1/15	Closing Balance	0.00	0.00	0	0.32	0.324	0.00	0.00	0.00	0.00
							0.264	2,889.00	0.00	2,889.00
550775 - Banc of America Securities - Tran Type: COMM PAPER, Start: February 17, 2015, Maturity: April 2, 2015										
7/1/14	Opening Balance	0.00	0.00	0	0.00	0.000	0.00	0.00	0.00	0.00
2/17/15	MMkt - Bill Invest/Issue	-21,000,000.00	(21,000,000.00)	44	0.34	0.345	0.00	0.00	0.00	0.00
4/2/15	MMkt - Bill Sale/Redemption	0.00	21,000,000.00	0	0.34	0.345	8,726.01	0.00	0.00	8,726.01
7/1/15	Closing Balance	0.00	0.00	0	0.34	0.345	0.00	0.00	0.00	0.00
							0.325	286.21	0.00	286.21
550776 - Commercial Paper - Tran Type: COMM PAPER, Start: February 17, 2015, Maturity: February 18, 2015										
7/1/14	Opening Balance	0.00	0.00	0	0.00	0.000	0.00	0.00	0.00	0.00
2/17/15	MMkt - Bill Invest/Issue	-67,000,000.00	(67,000,000.00)	1	0.21	0.213	0.00	0.00	0.00	0.00
2/18/15	MMkt - Bill Maturity	0.00	67,000,000.00	0	0.21	0.213	390.61	0.00	0.00	390.61
7/1/15	Closing Balance	0.00	0.00	0	0.21	0.213	0.00	0.00	0.00	0.00
							0.345	8,726.01	0.00	8,726.01
550924 - Commercial Paper - Tran Type: COMM PAPER, Start: February 18, 2015, Maturity: February 19, 2015										
7/1/14	Opening Balance	0.00	0.00	0	0.00	0.000	0.00	0.00	0.00	0.00
2/18/15	MMkt - Bill Invest/Issue	-12,000,000.00	(12,000,000.00)	1	0.21	0.213	0.00	0.00	0.00	0.00
2/19/15	MMkt - Bill Maturity	0.00	12,000,000.00	0	0.21	0.213	69.96	0.00	0.00	69.96
7/1/15	Closing Balance	0.00	0.00	0	0.21	0.213	0.00	0.00	0.00	0.00
							0.213	390.61	0.00	390.61
550926 - Commercial Paper - Tran Type: COMM PAPER, Start: February 18, 2015, Maturity: March 5, 2015										
							0.213	69.96	0.00	69.96

Return on Investment - Detail - AST

Between: July 1, 2014 and July 1, 2015

Printed: June 30, 2015 3:13 pm

Cash Flow Date	Transaction Description	Orig Curr Balance	Local Currency Equivalent ()							
			Principal Movement	Days	Yield	Adj Yield	Premium/ (Discount)	Interest	Total Cost	
Arkansas State Treasury (Con't)										
Commercial Paper Disc Note Invest (Con't)										
550926 - Commercial Paper - Tran Type: COMM PAPER, Start: February 18, 2015, Maturity: March 5, 2015										
7/1/14	Opening Balance	0.00	0.00	0	0.00	0.000	0.00	0.00	0.00	
2/18/15	MMkt - Bill Invest/Issue	-10,340,000.00	(10,340,000.00)	15	0.37	0.365	0.00	0.00	0.00	
3/5/15	MMkt - Bill Maturity	0.00	10,340,000.00	0	0.37	0.365	1,551.00	0.00	1,551.00	
7/1/15	Closing Balance	0.00	0.00	0	0.37	0.365	0.00	0.00	0.00	
							0.365	1,551.00	0.00	1,551.00
550928 - Commercial Paper - Tran Type: COMM PAPER, Start: February 18, 2015, Maturity: February 20, 2015										
7/1/14	Opening Balance	0.00	0.00	0	0.00	0.000	0.00	0.00	0.00	
2/18/15	MMkt - Bill Invest/Issue	-30,000,000.00	(30,000,000.00)	2	0.21	0.213	0.00	0.00	0.00	
2/20/15	MMkt - Bill Maturity	0.00	30,000,000.00	0	0.21	0.213	350.10	0.00	350.10	
7/1/15	Closing Balance	0.00	0.00	0	0.21	0.213	0.00	0.00	0.00	
							0.213	350.10	0.00	350.10
550930 - Commercial Paper - Tran Type: COMM PAPER, Start: February 18, 2015, Maturity: February 25, 2015										
7/1/14	Opening Balance	0.00	0.00	0	0.00	0.000	0.00	0.00	0.00	
2/18/15	MMkt - Bill Invest/Issue	-85,000,000.00	(85,000,000.00)	7	0.13	0.132	0.00	0.00	0.00	
2/25/15	MMkt - Bill Maturity	0.00	85,000,000.00	0	0.13	0.132	2,148.80	0.00	2,148.80	
7/1/15	Closing Balance	0.00	0.00	0	0.13	0.132	0.00	0.00	0.00	
							0.132	2,148.80	0.00	2,148.80
551125 - Commercial Paper - Tran Type: COMM PAPER, Start: February 19, 2015, Maturity: March 6, 2015										
7/1/14	Opening Balance	0.00	0.00	0	0.00	0.000	0.00	0.00	0.00	
2/19/15	MMkt - Bill Invest/Issue	-8,085,000.00	(8,085,000.00)	15	0.37	0.365	0.00	0.00	0.00	
3/6/15	MMkt - Bill Maturity	0.00	8,085,000.00	0	0.37	0.365	1,212.75	0.00	1,212.75	
7/1/15	Closing Balance	0.00	0.00	0	0.37	0.365	0.00	0.00	0.00	
							0.365	1,212.75	0.00	1,212.75
551127 - Commercial Paper - Tran Type: COMM PAPER, Start: February 19, 2015, Maturity: June 24, 2015										
7/1/14	Opening Balance	0.00	0.00	0	0.00	0.000	0.00	0.00	0.00	
2/19/15	MMkt - Bill Invest/Issue	-40,000,000.00	(40,000,000.00)	125	0.59	0.594	0.00	0.00	0.00	
6/24/15	MMkt - Bill Maturity	0.00	40,000,000.00	0	0.59	0.594	81,200.00	0.00	81,200.00	
7/1/15	Closing Balance	0.00	0.00	0	0.59	0.594	0.00	0.00	0.00	
							0.594	81,200.00	0.00	81,200.00
551128 - Commercial Paper - Tran Type: COMM PAPER, Start: February 19, 2015, Maturity: February 20, 2015										
7/1/14	Opening Balance	0.00	0.00	0	0.00	0.000	0.00	0.00	0.00	

Return on Investment - Detail - AST

Between: July 1, 2014 and July 1, 2015

Printed: June 30, 2015 3:13 pm

Cash Flow Date	Transaction Description	Orig Curr Balance	Local Currency Equivalent ()							
			Principal Movement	Days	Yield	Adj Yield	Premium/ (Discount)	Interest	Total Cost	
Arkansas State Treasury (Con't)										
Commercial Paper Disc Note Invest (Con't)										
551128 - Commercial Paper - Tran Type: COMM PAPER, Start: February 19, 2015, Maturity: February 20, 2015										
2/19/15	MMkt - Bill Invest/Issue	-53,000,000.00	(53,000,000.00)	1	0.10	0.101	0.00	0.00	0.00	0.00
2/20/15	MMkt - Bill Maturity	0.00	53,000,000.00	0	0.10	0.101	147.34	0.00	0.00	147.34
7/1/15	Closing Balance	0.00	0.00	0	0.10	0.101	0.00	0.00	0.00	0.00
							0.101	147.34	0.00	147.34
551689 - Commercial Paper - Tran Type: COMM PAPER, Start: February 20, 2015, Maturity: March 9, 2015										
7/1/14	Opening Balance	0.00	0.00	0	0.00	0.000	0.00	0.00	0.00	0.00
2/20/15	MMkt - Bill Invest/Issue	-10,000,000.00	(10,000,000.00)	17	0.37	0.365	0.00	0.00	0.00	0.00
3/9/15	MMkt - Bill Maturity	0.00	10,000,000.00	0	0.37	0.365	1,700.00	0.00	0.00	1,700.00
7/1/15	Closing Balance	0.00	0.00	0	0.37	0.365	0.00	0.00	0.00	0.00
							0.365	1,700.00	0.00	1,700.00
551690 - Commercial Paper - Tran Type: COMM PAPER, Start: February 23, 2015, Maturity: March 9, 2015										
7/1/14	Opening Balance	0.00	0.00	0	0.00	0.000	0.00	0.00	0.00	0.00
2/23/15	MMkt - Bill Invest/Issue	-9,685,000.00	(9,685,000.00)	14	0.37	0.365	0.00	0.00	0.00	0.00
3/9/15	MMkt - Bill Maturity	0.00	9,685,000.00	0	0.37	0.365	1,355.90	0.00	0.00	1,355.90
7/1/15	Closing Balance	0.00	0.00	0	0.37	0.365	0.00	0.00	0.00	0.00
							0.365	1,355.90	0.00	1,355.90
551702 - Commercial Paper - Tran Type: COMM PAPER, Start: February 23, 2015, Maturity: March 9, 2015										
7/1/14	Opening Balance	0.00	0.00	0	0.00	0.000	0.00	0.00	0.00	0.00
2/23/15	MMkt - Bill Invest/Issue	-22,500,000.00	(22,500,000.00)	14	0.21	0.213	0.00	0.00	0.00	0.00
3/9/15	MMkt - Bill Maturity	0.00	22,500,000.00	0	0.21	0.213	1,837.58	0.00	0.00	1,837.58
7/1/15	Closing Balance	0.00	0.00	0	0.21	0.213	0.00	0.00	0.00	0.00
							0.213	1,837.58	0.00	1,837.58
551705 - Commercial Paper - Tran Type: COMM PAPER, Start: February 23, 2015, Maturity: February 24, 2015										
7/1/14	Opening Balance	0.00	0.00	0	0.00	0.000	0.00	0.00	0.00	0.00
2/23/15	MMkt - Bill Invest/Issue	-75,000,000.00	(75,000,000.00)	1	0.13	0.132	0.00	0.00	0.00	0.00
2/24/15	MMkt - Bill Maturity	0.00	75,000,000.00	0	0.13	0.132	270.75	0.00	0.00	270.75
7/1/15	Closing Balance	0.00	0.00	0	0.13	0.132	0.00	0.00	0.00	0.00
							0.132	270.75	0.00	270.75
551706 - Commercial Paper - Tran Type: COMM PAPER, Start: February 23, 2015, Maturity: February 27, 2015										
7/1/14	Opening Balance	0.00	0.00	0	0.00	0.000	0.00	0.00	0.00	0.00
2/23/15	MMkt - Bill Invest/Issue	-75,000,000.00	(75,000,000.00)	4	0.14	0.142	0.00	0.00	0.00	0.00

Return on Investment - Detail - AST

Between: July 1, 2014 and July 1, 2015

Printed: June 30, 2015 3:13 pm

Cash Flow Date	Transaction Description	Orig Curr Balance	Local Currency Equivalent ()							
			Principal Movement	Days	Yield	Adj Yield	Premium/ (Discount)	Interest	Total Cost	
Arkansas State Treasury (Con't)										
Commercial Paper Disc Note Invest (Con't)										
551706 - Commercial Paper - Tran Type: COMM PAPER, Start: February 23, 2015, Maturity: February 27, 2015										
2/27/15	MMkt - Bill Maturity	0.00	75,000,000.00	0	0.14	0.142	1,167.00	0.00	1,167.00	
7/1/15	Closing Balance	0.00	0.00	0	0.14	0.142	0.00	0.00	0.00	
							0.142	1,167.00	0.00	1,167.00
551708 - Commercial Paper - Tran Type: COMM PAPER, Start: February 23, 2015, Maturity: March 4, 2015										
7/1/14	Opening Balance	0.00	0.00	0	0.00	0.000	0.00	0.00	0.00	
2/23/15	MMkt - Bill Invest/Issue	-28,500,000.00	(28,500,000.00)	9	0.33	0.335	0.00	0.00	0.00	
3/4/15	MMkt - Bill Maturity	0.00	28,500,000.00	0	0.33	0.335	2,351.25	0.00	2,351.25	
7/1/15	Closing Balance	0.00	0.00	0	0.33	0.335	0.00	0.00	0.00	
							0.335	2,351.25	0.00	2,351.25
551709 - Commercial Paper - Tran Type: COMM PAPER, Start: February 24, 2015, Maturity: May 29, 2015										
7/1/14	Opening Balance	0.00	0.00	0	0.00	0.000	0.00	0.00	0.00	
2/24/15	MMkt - Bill Invest/Issue	-50,000,000.00	(50,000,000.00)	94	0.49	0.488	0.00	0.00	0.00	
5/29/15	MMkt - Bill Maturity	0.00	50,000,000.00	0	0.49	0.487	62,666.50	0.00	62,666.50	
7/1/15	Closing Balance	0.00	0.00	0	0.49	0.487	0.00	0.00	0.00	
							0.488	62,666.50	0.00	62,666.50
551710 - Commercial Paper - Tran Type: COMM PAPER, Start: February 24, 2015, Maturity: February 25, 2015										
7/1/14	Opening Balance	0.00	0.00	0	0.00	0.000	0.00	0.00	0.00	
2/24/15	MMkt - Bill Invest/Issue	-85,000,000.00	(85,000,000.00)	1	0.12	0.122	0.00	0.00	0.00	
2/25/15	MMkt - Bill Maturity	0.00	85,000,000.00	0	0.12	0.122	283.05	0.00	283.05	
7/1/15	Closing Balance	0.00	0.00	0	0.12	0.122	0.00	0.00	0.00	
							0.122	283.05	0.00	283.05
551711 - Commercial Paper - Tran Type: COMM PAPER, Start: February 24, 2015, Maturity: March 2, 2015										
7/1/14	Opening Balance	0.00	0.00	0	0.00	0.000	0.00	0.00	0.00	
2/24/15	MMkt - Bill Invest/Issue	-30,000,000.00	(30,000,000.00)	6	0.19	0.193	0.00	0.00	0.00	
3/2/15	MMkt - Bill Maturity	0.00	30,000,000.00	0	0.19	0.193	950.10	0.00	950.10	
7/1/15	Closing Balance	0.00	0.00	0	0.19	0.193	0.00	0.00	0.00	
							0.193	950.10	0.00	950.10
551712 - Commercial Paper - Tran Type: COMM PAPER, Start: February 24, 2015, Maturity: February 27, 2015										
7/1/14	Opening Balance	0.00	0.00	0	0.00	0.000	0.00	0.00	0.00	
2/24/15	MMkt - Bill Invest/Issue	-50,000,000.00	(50,000,000.00)	3	0.13	0.132	0.00	0.00	0.00	
2/27/15	MMkt - Bill Maturity	0.00	50,000,000.00	0	0.13	0.132	541.50	0.00	541.50	

Return on Investment - Detail - AST

Between: July 1, 2014 and July 1, 2015

Printed: June 30, 2015 3:13 pm

Cash Flow Date	Transaction Description	Orig Curr Balance	Local Currency Equivalent ()							
			Principal Movement	Days	Yield	Adj Yield	Premium/ (Discount)	Interest	Total Cost	
Arkansas State Treasury (Con't)										
Commercial Paper Disc Note Invest (Con't)										
551712 - Commercial Paper - Tran Type: COMM PAPER, Start: February 24, 2015, Maturity: February 27, 2015										
7/1/15	Closing Balance	0.00	0.00	0	0.13	0.132	0.00	0.00	0.00	0.00
							0.132	541.50	0.00	541.50
551713 - Commercial Paper - Tran Type: COMM PAPER, Start: February 24, 2015, Maturity: March 17, 2015										
7/1/14	Opening Balance	0.00	0.00	0	0.00	0.000	0.00	0.00	0.00	0.00
2/24/15	MMkt - Bill Invest/Issue	-2,183,000.00	(2,183,000.00)	21	0.27	0.274	0.00	0.00	0.00	0.00
3/17/15	MMkt - Bill Maturity	0.00	2,183,000.00	0	0.27	0.274	343.82	0.00	0.00	343.82
7/1/15	Closing Balance	0.00	0.00	0	0.27	0.274	0.00	0.00	0.00	0.00
							0.274	343.82	0.00	343.82
552112 - Commercial Paper - Tran Type: COMM PAPER, Start: February 26, 2015, Maturity: May 4, 2015										
7/1/14	Opening Balance	0.00	0.00	0	0.00	0.000	0.00	0.00	0.00	0.00
2/26/15	MMkt - Bill Invest/Issue	-31,555,000.00	(31,555,000.00)	67	0.43	0.426	0.00	0.00	0.00	0.00
5/4/15	MMkt - Bill Maturity	0.00	31,555,000.00	0	0.43	0.426	24,665.60	0.00	0.00	24,665.60
7/1/15	Closing Balance	0.00	0.00	0	0.43	0.426	0.00	0.00	0.00	0.00
							0.426	24,665.60	0.00	24,665.60
552675 - Commercial Paper - Tran Type: COMM PAPER, Start: February 17, 2015, Maturity: March 10, 2015										
7/1/14	Opening Balance	0.00	0.00	0	0.00	0.000	0.00	0.00	0.00	0.00
2/17/15	MMkt - Bill Invest/Issue	-40,500,000.00	(40,500,000.00)	21	0.39	0.386	0.00	0.00	0.00	0.00
3/10/15	MMkt - Bill Maturity	0.00	40,500,000.00	0	0.39	0.385	8,977.64	0.00	0.00	8,977.64
7/1/15	Closing Balance	0.00	0.00	0	0.39	0.385	0.00	0.00	0.00	0.00
							0.386	8,977.64	0.00	8,977.64
553573 - Commercial Paper - Tran Type: COMM PAPER, Start: March 10, 2015, Maturity: March 25, 2015										
7/1/14	Opening Balance	0.00	0.00	0	0.00	0.000	0.00	0.00	0.00	0.00
3/10/15	MMkt - Bill Invest/Issue	-58,155,000.00	(58,155,000.00)	15	0.37	0.376	0.00	0.00	0.00	0.00
3/25/15	MMkt - Bill Maturity	0.00	58,155,000.00	0	0.37	0.370	8,965.76	0.00	0.00	8,965.76
7/1/15	Closing Balance	0.00	0.00	0	0.37	0.370	0.00	0.00	0.00	0.00
							0.376	8,965.76	0.00	8,965.76
554348 - Commercial Paper - Tran Type: COMM PAPER, Start: January 7, 2015, Maturity: March 18, 2015										
7/1/14	Opening Balance	0.00	0.00	0	0.00	0.000	0.00	0.00	0.00	0.00
1/7/15	MMkt - Bill Invest/Issue	-20,000,000.00	(20,000,000.00)	70	0.24	0.244	0.00	0.00	0.00	0.00
3/18/15	MMkt - Bill Maturity	0.00	20,000,000.00	0	0.24	0.240	9,333.40	0.00	0.00	9,333.40
7/1/15	Closing Balance	0.00	0.00	0	0.24	0.240	0.00	0.00	0.00	0.00

Return on Investment - Detail - AST

Between: July 1, 2014 and July 1, 2015

Printed: June 30, 2015 3:13 pm

Cash Flow Date	Transaction Description	Orig Curr Balance	Local Currency Equivalent ()							
			Principal Movement	Days	Yield	Adj Yield	Premium/ (Discount)	Interest	Total Cost	
Arkansas State Treasury (Con't)										
Commercial Paper Disc Note Invest (Con't)										
							0.244	9,333.40	0.00	9,333.40
555749 - Commercial Paper - Tran Type: COMM PAPER, Start: March 25, 2015, Maturity: March 26, 2015										
7/1/14	Opening Balance	0.00	0.00	0	0.00	0.000	0.00	0.00	0.00	0.00
3/25/15	MMkt - Bill Invest/Issue	-40,000,000.00	(40,000,000.00)	1	0.13	0.132	0.00	0.00	0.00	0.00
3/26/15	MMkt - Bill Maturity	0.00	40,000,000.00	0	0.13	0.130	144.44	0.00	0.00	144.44
7/1/15	Closing Balance	0.00	0.00	0	0.13	0.130	0.00	0.00	0.00	0.00
							0.132	144.44	0.00	144.44
555750 - Commercial Paper - Tran Type: COMM PAPER, Start: March 25, 2015, Maturity: March 26, 2015										
7/1/14	Opening Balance	0.00	0.00	0	0.00	0.000	0.00	0.00	0.00	0.00
3/25/15	MMkt - Bill Invest/Issue	-19,000,000.00	(19,000,000.00)	1	0.13	0.132	0.00	0.00	0.00	0.00
3/26/15	MMkt - Bill Maturity	0.00	19,000,000.00	0	0.13	0.130	68.61	0.00	0.00	68.61
7/1/15	Closing Balance	0.00	0.00	0	0.13	0.130	0.00	0.00	0.00	0.00
							0.132	68.61	0.00	68.61
555751 - Commercial Paper - Tran Type: COMM PAPER, Start: March 25, 2015, Maturity: March 26, 2015										
7/1/14	Opening Balance	0.00	0.00	0	0.00	0.000	0.00	0.00	0.00	0.00
3/25/15	MMkt - Bill Invest/Issue	-50,000,000.00	(50,000,000.00)	1	0.13	0.132	0.00	0.00	0.00	0.00
3/26/15	MMkt - Bill Maturity	0.00	50,000,000.00	0	0.13	0.130	180.55	0.00	0.00	180.55
7/1/15	Closing Balance	0.00	0.00	0	0.13	0.130	0.00	0.00	0.00	0.00
							0.132	180.55	0.00	180.55
555752 - Commercial Paper - Tran Type: COMM PAPER, Start: March 25, 2015, Maturity: March 26, 2015										
7/1/14	Opening Balance	0.00	0.00	0	0.00	0.000	0.00	0.00	0.00	0.00
3/25/15	MMkt - Bill Invest/Issue	-50,000,000.00	(50,000,000.00)	1	0.13	0.132	0.00	0.00	0.00	0.00
3/26/15	MMkt - Bill Maturity	0.00	50,000,000.00	0	0.13	0.130	180.55	0.00	0.00	180.55
7/1/15	Closing Balance	0.00	0.00	0	0.13	0.130	0.00	0.00	0.00	0.00
							0.132	180.55	0.00	180.55
555753 - Commercial Paper - Tran Type: COMM PAPER, Start: March 25, 2015, Maturity: March 26, 2015										
7/1/14	Opening Balance	0.00	0.00	0	0.00	0.000	0.00	0.00	0.00	0.00
3/25/15	MMkt - Bill Invest/Issue	-4,200,000.00	(4,200,000.00)	1	0.16	0.162	0.00	0.00	0.00	0.00
3/26/15	MMkt - Bill Maturity	0.00	4,200,000.00	0	0.16	0.160	18.67	0.00	0.00	18.67
7/1/15	Closing Balance	0.00	0.00	0	0.16	0.160	0.00	0.00	0.00	0.00
							0.162	18.67	0.00	18.67
555754 - Commercial Paper - Tran Type: COMM PAPER, Start: March 25, 2015, Maturity: March 26, 2015										

Return on Investment - Detail - AST

Between: July 1, 2014 and July 1, 2015

Printed: June 30, 2015 3:13 pm

Cash Flow Date	Transaction Description	Orig Curr Balance	Local Currency Equivalent ()							
			Principal Movement	Days	Yield	Adj Yield	Premium/ (Discount)	Interest	Total Cost	
Arkansas State Treasury (Con't)										
Commercial Paper Disc Note Invest (Con't)										
555754 - Commercial Paper - Tran Type: COMM PAPER, Start: March 25, 2015, Maturity: March 26, 2015										
7/1/14	Opening Balance	0.00	0.00	0	0.00	0.000	0.00	0.00	0.00	
3/25/15	MMkt - Bill Invest/Issue	-46,655,000.00	(46,655,000.00)	1	0.35	0.355	0.00	0.00	0.00	
3/26/15	MMkt - Bill Maturity	0.00	46,655,000.00	0	0.35	0.350	453.59	0.00	453.59	
7/1/15	Closing Balance	0.00	0.00	0	0.35	0.350	0.00	0.00	0.00	
							0.355	453.59	0.00	453.59
555755 - Commercial Paper - Tran Type: COMM PAPER, Start: March 25, 2015, Maturity: March 26, 2015										
7/1/14	Opening Balance	0.00	0.00	0	0.00	0.000	0.00	0.00	0.00	
3/25/15	MMkt - Bill Invest/Issue	-10,000,000.00	(10,000,000.00)	1	0.45	0.457	0.00	0.00	0.00	
3/26/15	MMkt - Bill Maturity	0.00	10,000,000.00	0	0.45	0.450	125.00	0.00	125.00	
7/1/15	Closing Balance	0.00	0.00	0	0.45	0.450	0.00	0.00	0.00	
							0.457	125.00	0.00	125.00
555757 - Commercial Paper - Tran Type: COMM PAPER, Start: March 25, 2015, Maturity: March 26, 2015										
7/1/14	Opening Balance	0.00	0.00	0	0.00	0.000	0.00	0.00	0.00	
3/25/15	MMkt - Bill Invest/Issue	-716,000.00	(716,000.00)	1	0.40	0.406	0.00	0.00	0.00	
3/26/15	MMkt - Bill Maturity	0.00	716,000.00	0	0.40	0.400	7.96	0.00	7.96	
7/1/15	Closing Balance	0.00	0.00	0	0.40	0.400	0.00	0.00	0.00	
							0.406	7.96	0.00	7.96
555766 - Commercial Paper - Tran Type: COMM PAPER, Start: March 25, 2015, Maturity: March 31, 2015										
7/1/14	Opening Balance	0.00	0.00	0	0.00	0.000	0.00	0.00	0.00	
3/25/15	MMkt - Bill Invest/Issue	-9,000,000.00	(9,000,000.00)	6	0.54	0.548	0.00	0.00	0.00	
3/31/15	MMkt - Bill Maturity	0.00	9,000,000.00	0	0.54	0.540	809.93	0.00	809.93	
7/1/15	Closing Balance	0.00	0.00	0	0.54	0.540	0.00	0.00	0.00	
							0.548	809.93	0.00	809.93
556017 - Commercial Paper - Tran Type: COMM PAPER, Start: March 25, 2015, Maturity: April 2, 2015										
7/1/14	Opening Balance	0.00	0.00	0	0.00	0.000	0.00	0.00	0.00	
3/25/15	MMkt - Bill Invest/Issue	-300,000.00	(300,000.00)	8	0.55	0.558	0.00	0.00	0.00	
4/2/15	MMkt - Bill Maturity	0.00	300,000.00	0	0.55	0.550	36.66	0.00	36.66	
7/1/15	Closing Balance	0.00	0.00	0	0.55	0.550	0.00	0.00	0.00	
							0.558	36.66	0.00	36.66
556018 - Commercial Paper - Tran Type: COMM PAPER, Start: March 25, 2015, Maturity: April 3, 2015										
7/1/14	Opening Balance	0.00	0.00	0	0.00	0.000	0.00	0.00	0.00	

Return on Investment - Detail - AST

Between: July 1, 2014 and July 1, 2015

Printed: June 30, 2015 3:13 pm

Cash Flow Date	Transaction Description	Orig Curr Balance	Local Currency Equivalent ()							
			Principal Movement	Days	Yield	Adj Yield	Premium/ (Discount)	Interest	Total Cost	
Arkansas State Treasury (Con't)										
Commercial Paper Disc Note Invest (Con't)										
556018 - Commercial Paper - Tran Type: COMM PAPER, Start: March 25, 2015, Maturity: April 3, 2015										
3/25/15	MMkt - Bill Invest/Issue	-2,425,000.00	(2,425,000.00)	9	0.50	0.508	0.00	0.00	0.00	
4/3/15	MMkt - Bill Maturity	0.00	2,425,000.00	0	0.50	0.500	303.09	0.00	303.09	
7/1/15	Closing Balance	0.00	0.00	0	0.50	0.500	0.00	0.00	0.00	
							0.508	303.09	0.00	303.09
556019 - Commercial Paper - Tran Type: COMM PAPER, Start: March 25, 2015, Maturity: April 10, 2015										
7/1/14	Opening Balance	0.00	0.00	0	0.00	0.000	0.00	0.00	0.00	
3/25/15	MMkt - Bill Invest/Issue	-15,000,000.00	(15,000,000.00)	16	0.64	0.650	0.00	0.00	0.00	
4/10/15	MMkt - Bill Maturity	0.00	15,000,000.00	0	0.64	0.640	4,265.45	0.00	4,265.45	
7/1/15	Closing Balance	0.00	0.00	0	0.64	0.640	0.00	0.00	0.00	
							0.650	4,265.45	0.00	4,265.45
556020 - Commercial Paper - Tran Type: COMM PAPER, Start: March 25, 2015, Maturity: April 10, 2015										
7/1/14	Opening Balance	0.00	0.00	0	0.00	0.000	0.00	0.00	0.00	
3/25/15	MMkt - Bill Invest/Issue	-25,000,000.00	(25,000,000.00)	16	0.66	0.670	0.00	0.00	0.00	
4/10/15	MMkt - Bill Maturity	0.00	25,000,000.00	0	0.66	0.660	7,331.18	0.00	7,331.18	
7/1/15	Closing Balance	0.00	0.00	0	0.66	0.660	0.00	0.00	0.00	
							0.670	7,331.18	0.00	7,331.18
556021 - Commercial Paper - Tran Type: COMM PAPER, Start: March 25, 2015, Maturity: April 10, 2015										
7/1/14	Opening Balance	0.00	0.00	0	0.00	0.000	0.00	0.00	0.00	
3/25/15	MMkt - Bill Invest/Issue	-14,328,000.00	(14,328,000.00)	16	0.66	0.670	0.00	0.00	0.00	
4/10/15	MMkt - Bill Maturity	0.00	14,328,000.00	0	0.66	0.660	4,201.65	0.00	4,201.65	
7/1/15	Closing Balance	0.00	0.00	0	0.66	0.660	0.00	0.00	0.00	
							0.670	4,201.65	0.00	4,201.65
556023 - Commercial Paper - Tran Type: COMM PAPER, Start: March 25, 2015, Maturity: April 22, 2015										
7/1/14	Opening Balance	0.00	0.00	0	0.00	0.000	0.00	0.00	0.00	
3/25/15	MMkt - Bill Invest/Issue	-4,393,000.00	(4,393,000.00)	28	0.60	0.609	0.00	0.00	0.00	
4/22/15	MMkt - Bill Maturity	0.00	4,393,000.00	0	0.60	0.600	2,049.11	0.00	2,049.11	
7/1/15	Closing Balance	0.00	0.00	0	0.60	0.600	0.00	0.00	0.00	
							0.609	2,049.11	0.00	2,049.11
556024 - Commercial Paper - Tran Type: COMM PAPER, Start: March 26, 2015, Maturity: March 27, 2015										
7/1/14	Opening Balance	0.00	0.00	0	0.00	0.000	0.00	0.00	0.00	
3/26/15	MMkt - Bill Invest/Issue	-10,000,000.00	(10,000,000.00)	1	0.35	0.355	0.00	0.00	0.00	

Return on Investment - Detail - AST

Between: July 1, 2014 and July 1, 2015

Printed: June 30, 2015 3:13 pm

Cash Flow Date	Transaction Description	Orig Curr Balance	Local Currency Equivalent ()						
			Principal Movement	Days	Yield	Adj Yield	Premium/ (Discount)	Interest	Total Cost
Arkansas State Treasury (Con't)									
Commercial Paper Disc Note Invest (Con't)									
556024 - Commercial Paper - Tran Type: COMM PAPER, Start: March 26, 2015, Maturity: March 27, 2015									
3/27/15	MMkt - Bill Maturity	0.00	10,000,000.00	0	0.35	0.350	97.22	0.00	97.22
7/1/15	Closing Balance	0.00	0.00	0	0.35	0.350	0.00	0.00	0.00
						0.355	97.22	0.00	97.22
556025 - Commercial Paper - Tran Type: COMM PAPER, Start: March 25, 2015, Maturity: April 23, 2015									
7/1/14	Opening Balance	0.00	0.00	0	0.00	0.000	0.00	0.00	0.00
3/25/15	MMkt - Bill Invest/Issue	-25,000,000.00	(25,000,000.00)	29	0.60	0.609	0.00	0.00	0.00
4/23/15	MMkt - Bill Maturity	0.00	25,000,000.00	0	0.60	0.600	12,077.50	0.00	12,077.50
7/1/15	Closing Balance	0.00	0.00	0	0.60	0.600	0.00	0.00	0.00
						0.609	12,077.50	0.00	12,077.50
556026 - Commercial Paper - Tran Type: COMM PAPER, Start: March 26, 2015, Maturity: March 30, 2015									
7/1/14	Opening Balance	0.00	0.00	0	0.00	0.000	0.00	0.00	0.00
3/26/15	MMkt - Bill Invest/Issue	-416,000.00	(416,000.00)	4	0.45	0.457	0.00	0.00	0.00
3/30/15	MMkt - Bill Maturity	0.00	416,000.00	0	0.45	0.450	20.80	0.00	20.80
7/1/15	Closing Balance	0.00	0.00	0	0.45	0.450	0.00	0.00	0.00
						0.457	20.80	0.00	20.80
556027 - Commercial Paper - Tran Type: COMM PAPER, Start: March 26, 2015, Maturity: April 17, 2015									
7/1/14	Opening Balance	0.00	0.00	0	0.00	0.000	0.00	0.00	0.00
3/26/15	MMkt - Bill Invest/Issue	-20,000,000.00	(20,000,000.00)	22	0.62	0.629	0.00	0.00	0.00
4/17/15	MMkt - Bill Maturity	0.00	20,000,000.00	0	0.62	0.620	7,574.91	0.00	7,574.91
7/1/15	Closing Balance	0.00	0.00	0	0.62	0.620	0.00	0.00	0.00
						0.629	7,574.91	0.00	7,574.91
556028 - Commercial Paper - Tran Type: COMM PAPER, Start: March 26, 2015, Maturity: April 13, 2015									
7/1/14	Opening Balance	0.00	0.00	0	0.00	0.000	0.00	0.00	0.00
3/26/15	MMkt - Bill Invest/Issue	-3,087,000.00	(3,087,000.00)	18	0.68	0.691	0.00	0.00	0.00
4/13/15	MMkt - Bill Maturity	0.00	3,087,000.00	0	0.68	0.680	1,049.22	0.00	1,049.22
7/1/15	Closing Balance	0.00	0.00	0	0.68	0.680	0.00	0.00	0.00
						0.691	1,049.22	0.00	1,049.22
556029 - Commercial Paper - Tran Type: COMM PAPER, Start: March 26, 2015, Maturity: April 9, 2015									
7/1/14	Opening Balance	0.00	0.00	0	0.00	0.000	0.00	0.00	0.00
3/26/15	MMkt - Bill Invest/Issue	-12,500,000.00	(12,500,000.00)	14	0.63	0.640	0.00	0.00	0.00
4/9/15	MMkt - Bill Maturity	0.00	12,500,000.00	0	0.63	0.630	3,061.75	0.00	3,061.75

Return on Investment - Detail - AST

Between: July 1, 2014 and July 1, 2015

Printed: June 30, 2015 3:13 pm

Cash Flow Date	Transaction Description	Orig Curr Balance	Local Currency Equivalent ()							
			Principal Movement	Days	Yield	Adj Yield	Premium/ (Discount)	Interest	Total Cost	
Arkansas State Treasury (Con't)										
Commercial Paper Disc Note Invest (Con't)										
556029 - Commercial Paper - Tran Type: COMM PAPER, Start: March 26, 2015, Maturity: April 9, 2015										
7/1/15	Closing Balance	0.00	0.00	0	0.63	0.630	0.00	0.00	0.00	0.00
							0.640	3,061.75	0.00	3,061.75
556031 - Commercial Paper - Tran Type: COMM PAPER, Start: March 26, 2015, Maturity: March 27, 2015										
7/1/14	Opening Balance	0.00	0.00	0	0.00	0.000	0.00	0.00	0.00	0.00
3/26/15	MMkt - Bill Invest/Issue	-7,000,000.00	(7,000,000.00)	1	0.38	0.386	0.00	0.00	0.00	0.00
3/27/15	MMkt - Bill Maturity	0.00	7,000,000.00	0	0.38	0.380	73.89	0.00	0.00	73.89
7/1/15	Closing Balance	0.00	0.00	0	0.38	0.380	0.00	0.00	0.00	0.00
							0.386	73.89	0.00	73.89
556032 - Commercial Paper - Tran Type: COMM PAPER, Start: March 26, 2015, Maturity: April 2, 2015										
7/1/14	Opening Balance	0.00	0.00	0	0.00	0.000	0.00	0.00	0.00	0.00
3/26/15	MMkt - Bill Invest/Issue	-872,000.00	(872,000.00)	7	0.53	0.538	0.00	0.00	0.00	0.00
4/2/15	MMkt - Bill Maturity	0.00	872,000.00	0	0.53	0.530	89.86	0.00	0.00	89.86
7/1/15	Closing Balance	0.00	0.00	0	0.53	0.530	0.00	0.00	0.00	0.00
							0.538	89.86	0.00	89.86
556033 - Commercial Paper - Tran Type: COMM PAPER, Start: March 26, 2015, Maturity: March 30, 2015										
7/1/14	Opening Balance	0.00	0.00	0	0.00	0.000	0.00	0.00	0.00	0.00
3/26/15	MMkt - Bill Invest/Issue	-500,000.00	(500,000.00)	4	0.47	0.477	0.00	0.00	0.00	0.00
3/30/15	MMkt - Bill Maturity	0.00	500,000.00	0	0.47	0.470	26.11	0.00	0.00	26.11
7/1/15	Closing Balance	0.00	0.00	0	0.47	0.470	0.00	0.00	0.00	0.00
							0.477	26.11	0.00	26.11
556034 - Commercial Paper - Tran Type: COMM PAPER, Start: March 26, 2015, Maturity: March 27, 2015										
7/1/14	Opening Balance	0.00	0.00	0	0.00	0.000	0.00	0.00	0.00	0.00
3/26/15	MMkt - Bill Invest/Issue	-1,133,000.00	(1,133,000.00)	1	0.50	0.508	0.00	0.00	0.00	0.00
3/27/15	MMkt - Bill Maturity	0.00	1,133,000.00	0	0.50	0.500	15.74	0.00	0.00	15.74
7/1/15	Closing Balance	0.00	0.00	0	0.50	0.500	0.00	0.00	0.00	0.00
							0.508	15.74	0.00	15.74
556035 - Commercial Paper - Tran Type: COMM PAPER, Start: March 26, 2015, Maturity: March 31, 2015										
7/1/14	Opening Balance	0.00	0.00	0	0.00	0.000	0.00	0.00	0.00	0.00
3/26/15	MMkt - Bill Invest/Issue	-1,600,000.00	(1,600,000.00)	5	0.45	0.457	0.00	0.00	0.00	0.00
3/31/15	MMkt - Bill Maturity	0.00	1,600,000.00	0	0.45	0.450	99.99	0.00	0.00	99.99
7/1/15	Closing Balance	0.00	0.00	0	0.45	0.450	0.00	0.00	0.00	0.00

Return on Investment - Detail - AST

Between: July 1, 2014 and July 1, 2015

Printed: June 30, 2015 3:13 pm

Cash Flow Date	Transaction Description	Orig Curr Balance	Local Currency Equivalent ()							
			Principal Movement	Days	Yield	Adj Yield	Premium/ (Discount)	Interest	Total Cost	
Arkansas State Treasury (Con't)										
Commercial Paper Disc Note Invest (Con't)										
							0.457	99.99	0.00	99.99
556037 - Commercial Paper - Tran Type: COMM PAPER, Start: March 26, 2015, Maturity: March 31, 2015										
7/1/14	Opening Balance	0.00	0.00	0	0.00	0.000	0.00	0.00	0.00	0.00
3/26/15	MMkt - Bill Invest/Issue	-877,000.00	(877,000.00)	5	0.45	0.457	0.00	0.00	0.00	0.00
3/31/15	MMkt - Bill Maturity	0.00	877,000.00	0	0.45	0.450	54.81	0.00	0.00	54.81
7/1/15	Closing Balance	0.00	0.00	0	0.45	0.450	0.00	0.00	0.00	0.00
							0.457	54.81	0.00	54.81
556039 - Commercial Paper - Tran Type: COMM PAPER, Start: March 26, 2015, Maturity: March 30, 2015										
7/1/14	Opening Balance	0.00	0.00	0	0.00	0.000	0.00	0.00	0.00	0.00
3/26/15	MMkt - Bill Invest/Issue	-250,000.00	(250,000.00)	4	0.62	0.630	0.00	0.00	0.00	0.00
3/30/15	MMkt - Bill Maturity	0.00	250,000.00	0	0.62	0.620	17.22	0.00	0.00	17.22
7/1/15	Closing Balance	0.00	0.00	0	0.62	0.620	0.00	0.00	0.00	0.00
							0.630	17.22	0.00	17.22
556040 - Commercial Paper - Tran Type: COMM PAPER, Start: March 26, 2015, Maturity: March 31, 2015										
7/1/14	Opening Balance	0.00	0.00	0	0.00	0.000	0.00	0.00	0.00	0.00
3/26/15	MMkt - Bill Invest/Issue	-270,000.00	(270,000.00)	5	0.50	0.508	0.00	0.00	0.00	0.00
3/31/15	MMkt - Bill Maturity	0.00	270,000.00	0	0.50	0.500	18.75	0.00	0.00	18.75
7/1/15	Closing Balance	0.00	0.00	0	0.50	0.500	0.00	0.00	0.00	0.00
							0.508	18.75	0.00	18.75
556041 - Commercial Paper - Tran Type: COMM PAPER, Start: March 26, 2015, Maturity: March 31, 2015										
7/1/14	Opening Balance	0.00	0.00	0	0.00	0.000	0.00	0.00	0.00	0.00
3/26/15	MMkt - Bill Invest/Issue	-500,000.00	(500,000.00)	5	0.50	0.508	0.00	0.00	0.00	0.00
3/31/15	MMkt - Bill Maturity	0.00	500,000.00	0	0.50	0.500	34.72	0.00	0.00	34.72
7/1/15	Closing Balance	0.00	0.00	0	0.50	0.500	0.00	0.00	0.00	0.00
							0.508	34.72	0.00	34.72
556042 - Commercial Paper - Tran Type: COMM PAPER, Start: March 26, 2015, Maturity: April 2, 2015										
7/1/14	Opening Balance	0.00	0.00	0	0.00	0.000	0.00	0.00	0.00	0.00
3/26/15	MMkt - Bill Invest/Issue	-5,000,000.00	(5,000,000.00)	7	0.47	0.477	0.00	0.00	0.00	0.00
4/2/15	MMkt - Bill Maturity	0.00	5,000,000.00	0	0.47	0.470	456.90	0.00	0.00	456.90
7/1/15	Closing Balance	0.00	0.00	0	0.47	0.470	0.00	0.00	0.00	0.00
							0.477	456.90	0.00	456.90
556043 - Commercial Paper - Tran Type: COMM PAPER, Start: March 26, 2015, Maturity: March 27, 2015										

Return on Investment - Detail - AST

Between: July 1, 2014 and July 1, 2015

Printed: June 30, 2015 3:13 pm

Cash Flow Date	Transaction Description	Orig Curr Balance	Local Currency Equivalent ()						
			Principal Movement	Days	Yield	Adj Yield	Premium/ (Discount)	Interest	Total Cost
Arkansas State Treasury (Con't)									
Commercial Paper Disc Note Invest (Con't)									
556043 - Commercial Paper - Tran Type: COMM PAPER, Start: March 26, 2015, Maturity: March 27, 2015									
7/1/14	Opening Balance	0.00	0.00	0	0.00	0.000	0.00	0.00	0.00
3/26/15	MMkt - Bill Invest/Issue	-5,400,000.00	(5,400,000.00)	1	0.45	0.457	0.00	0.00	0.00
3/27/15	MMkt - Bill Maturity	0.00	5,400,000.00	0	0.45	0.450	67.50	0.00	67.50
7/1/15	Closing Balance	0.00	0.00	0	0.45	0.450	0.00	0.00	0.00
						0.457	67.50	0.00	67.50
556045 - Commercial Paper - Tran Type: COMM PAPER, Start: March 26, 2015, Maturity: March 27, 2015									
7/1/14	Opening Balance	0.00	0.00	0	0.00	0.000	0.00	0.00	0.00
3/26/15	MMkt - Bill Invest/Issue	-16,000,000.00	(16,000,000.00)	1	0.40	0.406	0.00	0.00	0.00
3/27/15	MMkt - Bill Maturity	0.00	16,000,000.00	0	0.40	0.400	177.78	0.00	177.78
7/1/15	Closing Balance	0.00	0.00	0	0.40	0.400	0.00	0.00	0.00
						0.406	177.78	0.00	177.78
556046 - Commercial Paper - Tran Type: COMM PAPER, Start: March 26, 2015, Maturity: March 27, 2015									
7/1/14	Opening Balance	0.00	0.00	0	0.00	0.000	0.00	0.00	0.00
3/26/15	MMkt - Bill Invest/Issue	-800,000.00	(800,000.00)	1	0.45	0.457	0.00	0.00	0.00
3/27/15	MMkt - Bill Maturity	0.00	800,000.00	0	0.45	0.450	10.00	0.00	10.00
7/1/15	Closing Balance	0.00	0.00	0	0.45	0.450	0.00	0.00	0.00
						0.457	10.00	0.00	10.00
556048 - Commercial Paper - Tran Type: COMM PAPER, Start: March 26, 2015, Maturity: March 27, 2015									
7/1/14	Opening Balance	0.00	0.00	0	0.00	0.000	0.00	0.00	0.00
3/26/15	MMkt - Bill Invest/Issue	-40,950,000.00	(40,950,000.00)	1	0.45	0.457	0.00	0.00	0.00
3/27/15	MMkt - Bill Maturity	0.00	40,950,000.00	0	0.45	0.450	511.87	0.00	511.87
7/1/15	Closing Balance	0.00	0.00	0	0.45	0.450	0.00	0.00	0.00
						0.457	511.87	0.00	511.87
556050 - Commercial Paper - Tran Type: COMM PAPER, Start: March 26, 2015, Maturity: April 17, 2015									
7/1/14	Opening Balance	0.00	0.00	0	0.00	0.000	0.00	0.00	0.00
3/26/15	MMkt - Bill Invest/Issue	-25,000,000.00	(25,000,000.00)	22	0.63	0.640	0.00	0.00	0.00
4/17/15	MMkt - Bill Maturity	0.00	25,000,000.00	0	0.63	0.630	9,621.30	0.00	9,621.30
7/1/15	Closing Balance	0.00	0.00	0	0.63	0.630	0.00	0.00	0.00
						0.640	9,621.30	0.00	9,621.30
556053 - Commercial Paper - Tran Type: COMM PAPER, Start: March 26, 2015, Maturity: March 27, 2015									
7/1/14	Opening Balance	0.00	0.00	0	0.00	0.000	0.00	0.00	0.00

Return on Investment - Detail - AST

Between: July 1, 2014 and July 1, 2015

Printed: June 30, 2015 3:13 pm

Cash Flow Date	Transaction Description	Orig Curr Balance	Local Currency Equivalent ()							
			Principal Movement	Days	Yield	Adj Yield	Premium/ (Discount)	Interest	Total Cost	
Arkansas State Treasury (Con't)										
Commercial Paper Disc Note Invest (Con't)										
556053 - Commercial Paper - Tran Type: COMM PAPER, Start: March 26, 2015, Maturity: March 27, 2015										
3/26/15	MMkt - Bill Invest/Issue	-54,000,000.00	(54,000,000.00)	1	0.47	0.477	0.00	0.00	0.00	
3/27/15	MMkt - Bill Maturity	0.00	54,000,000.00	0	0.47	0.470	704.99	0.00	704.99	
7/1/15	Closing Balance	0.00	0.00	0	0.47	0.470	0.00	0.00	0.00	
							0.477	704.99	0.00	704.99
556054 - Commercial Paper - Tran Type: COMM PAPER, Start: March 26, 2015, Maturity: April 1, 2015										
7/1/14	Opening Balance	0.00	0.00	0	0.00	0.000	0.00	0.00	0.00	
3/26/15	MMkt - Bill Invest/Issue	-12,093,000.00	(12,093,000.00)	6	0.55	0.558	0.00	0.00	0.00	
4/1/15	MMkt - Bill Maturity	0.00	12,093,000.00	0	0.55	0.550	1,108.42	0.00	1,108.42	
7/1/15	Closing Balance	0.00	0.00	0	0.55	0.550	0.00	0.00	0.00	
							0.558	1,108.42	0.00	1,108.42
556055 - Commercial Paper - Tran Type: COMM PAPER, Start: March 26, 2015, Maturity: April 2, 2015										
7/1/14	Opening Balance	0.00	0.00	0	0.00	0.000	0.00	0.00	0.00	
3/26/15	MMkt - Bill Invest/Issue	-15,000,000.00	(15,000,000.00)	7	0.50	0.508	0.00	0.00	0.00	
4/2/15	MMkt - Bill Maturity	0.00	15,000,000.00	0	0.50	0.500	1,458.19	0.00	1,458.19	
7/1/15	Closing Balance	0.00	0.00	0	0.50	0.500	0.00	0.00	0.00	
							0.508	1,458.19	0.00	1,458.19
556056 - Commercial Paper - Tran Type: COMM PAPER, Start: March 26, 2015, Maturity: March 30, 2015										
7/1/14	Opening Balance	0.00	0.00	0	0.00	0.000	0.00	0.00	0.00	
3/26/15	MMkt - Bill Invest/Issue	-25,000,000.00	(25,000,000.00)	4	0.55	0.558	0.00	0.00	0.00	
3/30/15	MMkt - Bill Maturity	0.00	25,000,000.00	0	0.55	0.550	1,527.68	0.00	1,527.68	
7/1/15	Closing Balance	0.00	0.00	0	0.55	0.550	0.00	0.00	0.00	
							0.558	1,527.68	0.00	1,527.68
556057 - Commercial Paper - Tran Type: COMM PAPER, Start: March 26, 2015, Maturity: April 6, 2015										
7/1/14	Opening Balance	0.00	0.00	0	0.00	0.000	0.00	0.00	0.00	
3/26/15	MMkt - Bill Invest/Issue	-250,000.00	(250,000.00)	11	0.60	0.609	0.00	0.00	0.00	
4/6/15	MMkt - Bill Maturity	0.00	250,000.00	0	0.60	0.600	45.83	0.00	45.83	
7/1/15	Closing Balance	0.00	0.00	0	0.60	0.600	0.00	0.00	0.00	
							0.609	45.83	0.00	45.83
556058 - Commercial Paper - Tran Type: COMM PAPER, Start: March 26, 2015, Maturity: March 27, 2015										
7/1/14	Opening Balance	0.00	0.00	0	0.00	0.000	0.00	0.00	0.00	
3/26/15	MMkt - Bill Invest/Issue	-13,000,000.00	(13,000,000.00)	1	0.45	0.457	0.00	0.00	0.00	

Return on Investment - Detail - AST

Between: July 1, 2014 and July 1, 2015

Printed: June 30, 2015 3:13 pm

Cash Flow Date	Transaction Description	Orig Curr Balance	Local Currency Equivalent ()							
			Principal Movement	Days	Yield	Adj Yield	Premium/ (Discount)	Interest	Total Cost	
Arkansas State Treasury (Con't)										
Commercial Paper Disc Note Invest (Con't)										
556058 - Commercial Paper - Tran Type: COMM PAPER, Start: March 26, 2015, Maturity: March 27, 2015										
3/27/15	MMkt - Bill Maturity	0.00	13,000,000.00	0	0.45	0.450	162.50	0.00	162.50	
7/1/15	Closing Balance	0.00	0.00	0	0.45	0.450	0.00	0.00	0.00	
							0.457	162.50	0.00	162.50
556059 - Commercial Paper - Tran Type: COMM PAPER, Start: March 26, 2015, Maturity: April 9, 2015										
7/1/14	Opening Balance	0.00	0.00	0	0.00	0.000	0.00	0.00	0.00	
3/26/15	MMkt - Bill Invest/Issue	-2,800,000.00	(2,800,000.00)	14	0.49	0.497	0.00	0.00	0.00	
4/9/15	MMkt - Bill Maturity	0.00	2,800,000.00	0	0.49	0.490	533.56	0.00	533.56	
7/1/15	Closing Balance	0.00	0.00	0	0.49	0.490	0.00	0.00	0.00	
							0.497	533.56	0.00	533.56
556060 - Commercial Paper - Tran Type: COMM PAPER, Start: March 26, 2015, Maturity: March 27, 2015										
7/1/14	Opening Balance	0.00	0.00	0	0.00	0.000	0.00	0.00	0.00	
3/26/15	MMkt - Bill Invest/Issue	-10,000,000.00	(10,000,000.00)	1	0.43	0.436	0.00	0.00	0.00	
3/27/15	MMkt - Bill Maturity	0.00	10,000,000.00	0	0.43	0.430	119.44	0.00	119.44	
7/1/15	Closing Balance	0.00	0.00	0	0.43	0.430	0.00	0.00	0.00	
							0.436	119.44	0.00	119.44
556061 - Commercial Paper - Tran Type: COMM PAPER, Start: March 26, 2015, Maturity: March 30, 2015										
7/1/14	Opening Balance	0.00	0.00	0	0.00	0.000	0.00	0.00	0.00	
3/26/15	MMkt - Bill Invest/Issue	-3,750,000.00	(3,750,000.00)	4	0.55	0.558	0.00	0.00	0.00	
3/30/15	MMkt - Bill Maturity	0.00	3,750,000.00	0	0.55	0.550	229.15	0.00	229.15	
7/1/15	Closing Balance	0.00	0.00	0	0.55	0.550	0.00	0.00	0.00	
							0.558	229.15	0.00	229.15
556062 - Commercial Paper - Tran Type: COMM PAPER, Start: March 26, 2015, Maturity: April 8, 2015										
7/1/14	Opening Balance	0.00	0.00	0	0.00	0.000	0.00	0.00	0.00	
3/26/15	MMkt - Bill Invest/Issue	-1,000,000.00	(1,000,000.00)	13	0.50	0.508	0.00	0.00	0.00	
4/8/15	MMkt - Bill Maturity	0.00	1,000,000.00	0	0.50	0.500	180.56	0.00	180.56	
7/1/15	Closing Balance	0.00	0.00	0	0.50	0.500	0.00	0.00	0.00	
							0.508	180.56	0.00	180.56
556063 - Commercial Paper - Tran Type: COMM PAPER, Start: March 26, 2015, Maturity: April 2, 2015										
7/1/14	Opening Balance	0.00	0.00	0	0.00	0.000	0.00	0.00	0.00	
3/26/15	MMkt - Bill Invest/Issue	-3,150,000.00	(3,150,000.00)	7	0.49	0.497	0.00	0.00	0.00	
4/2/15	MMkt - Bill Maturity	0.00	3,150,000.00	0	0.49	0.490	300.13	0.00	300.13	

Return on Investment - Detail - AST

Between: July 1, 2014 and July 1, 2015

Printed: June 30, 2015 3:13 pm

Cash Flow Date	Transaction Description	Orig Curr Balance	Local Currency Equivalent ()							
			Principal Movement	Days	Yield	Adj Yield	Premium/ (Discount)	Interest	Total Cost	
Arkansas State Treasury (Con't)										
Commercial Paper Disc Note Invest (Con't)										
556063 - Commercial Paper - Tran Type: COMM PAPER, Start: March 26, 2015, Maturity: April 2, 2015										
7/1/15	Closing Balance	0.00	0.00	0	0.49	0.490	0.00	0.00	0.00	0.00
							0.497	300.13	0.00	300.13
556065 - Commercial Paper - Tran Type: COMM PAPER, Start: March 26, 2015, Maturity: April 1, 2015										
7/1/14	Opening Balance	0.00	0.00	0	0.00	0.000	0.00	0.00	0.00	0.00
3/26/15	MMkt - Bill Invest/Issue	-2,750,000.00	(2,750,000.00)	6	0.57	0.579	0.00	0.00	0.00	0.00
4/1/15	MMkt - Bill Maturity	0.00	2,750,000.00	0	0.57	0.570	261.25	0.00	0.00	261.25
7/1/15	Closing Balance	0.00	0.00	0	0.57	0.570	0.00	0.00	0.00	0.00
							0.579	261.25	0.00	261.25
556066 - Commercial Paper - Tran Type: COMM PAPER, Start: March 26, 2015, Maturity: March 27, 2015										
7/1/14	Opening Balance	0.00	0.00	0	0.00	0.000	0.00	0.00	0.00	0.00
3/26/15	MMkt - Bill Invest/Issue	-1,259,000.00	(1,259,000.00)	1	0.55	0.558	0.00	0.00	0.00	0.00
3/27/15	MMkt - Bill Maturity	0.00	1,259,000.00	0	0.55	0.550	19.24	0.00	0.00	19.24
7/1/15	Closing Balance	0.00	0.00	0	0.55	0.550	0.00	0.00	0.00	0.00
							0.558	19.24	0.00	19.24
556067 - Commercial Paper - Tran Type: COMM PAPER, Start: March 26, 2015, Maturity: April 2, 2015										
7/1/14	Opening Balance	0.00	0.00	0	0.00	0.000	0.00	0.00	0.00	0.00
3/26/15	MMkt - Bill Invest/Issue	-936,000.00	(936,000.00)	7	0.50	0.508	0.00	0.00	0.00	0.00
4/2/15	MMkt - Bill Maturity	0.00	936,000.00	0	0.50	0.500	91.00	0.00	0.00	91.00
7/1/15	Closing Balance	0.00	0.00	0	0.50	0.500	0.00	0.00	0.00	0.00
							0.508	91.00	0.00	91.00
556068 - Commercial Paper - Tran Type: COMM PAPER, Start: March 26, 2015, Maturity: April 2, 2015										
7/1/14	Opening Balance	0.00	0.00	0	0.00	0.000	0.00	0.00	0.00	0.00
3/26/15	MMkt - Bill Invest/Issue	-2,000,000.00	(2,000,000.00)	7	0.52	0.528	0.00	0.00	0.00	0.00
4/2/15	MMkt - Bill Maturity	0.00	2,000,000.00	0	0.52	0.520	202.23	0.00	0.00	202.23
7/1/15	Closing Balance	0.00	0.00	0	0.52	0.520	0.00	0.00	0.00	0.00
							0.528	202.23	0.00	202.23
556069 - Commercial Paper - Tran Type: COMM PAPER, Start: March 26, 2015, Maturity: March 27, 2015										
7/1/14	Opening Balance	0.00	0.00	0	0.00	0.000	0.00	0.00	0.00	0.00
3/26/15	MMkt - Bill Invest/Issue	-1,400,000.00	(1,400,000.00)	1	0.44	0.447	0.00	0.00	0.00	0.00
3/27/15	MMkt - Bill Maturity	0.00	1,400,000.00	0	0.44	0.440	17.11	0.00	0.00	17.11
7/1/15	Closing Balance	0.00	0.00	0	0.44	0.440	0.00	0.00	0.00	0.00

Return on Investment - Detail - AST

Between: July 1, 2014 and July 1, 2015

Printed: June 30, 2015 3:13 pm

Cash Flow Date	Transaction Description	Orig Curr Balance	Local Currency Equivalent ()							
			Principal Movement	Days	Yield	Adj Yield	Premium/ (Discount)	Interest	Total Cost	
Arkansas State Treasury (Con't)										
Commercial Paper Disc Note Invest (Con't)										
							0.447	17.11	0.00	17.11
556070 - Commercial Paper - Tran Type: COMM PAPER, Start: March 26, 2015, Maturity: March 27, 2015										
7/1/14	Opening Balance	0.00	0.00	0	0.00	0.000	0.00	0.00	0.00	0.00
3/26/15	MMkt - Bill Invest/Issue	-264,000.00	(264,000.00)	1	0.53	0.538	0.00	0.00	0.00	0.00
3/27/15	MMkt - Bill Maturity	0.00	264,000.00	0	0.53	0.530	3.89	0.00	0.00	3.89
7/1/15	Closing Balance	0.00	0.00	0	0.53	0.530	0.00	0.00	0.00	0.00
							0.538	3.89	0.00	3.89
556071 - Commercial Paper - Tran Type: COMM PAPER, Start: March 26, 2015, Maturity: April 2, 2015										
7/1/14	Opening Balance	0.00	0.00	0	0.00	0.000	0.00	0.00	0.00	0.00
3/26/15	MMkt - Bill Invest/Issue	-1,925,000.00	(1,925,000.00)	7	0.60	0.609	0.00	0.00	0.00	0.00
4/2/15	MMkt - Bill Maturity	0.00	1,925,000.00	0	0.60	0.600	224.59	0.00	0.00	224.59
7/1/15	Closing Balance	0.00	0.00	0	0.60	0.600	0.00	0.00	0.00	0.00
							0.609	224.59	0.00	224.59
556072 - Commercial Paper - Tran Type: COMM PAPER, Start: March 26, 2015, Maturity: April 1, 2015										
7/1/14	Opening Balance	0.00	0.00	0	0.00	0.000	0.00	0.00	0.00	0.00
3/26/15	MMkt - Bill Invest/Issue	-5,500,000.00	(5,500,000.00)	6	0.55	0.558	0.00	0.00	0.00	0.00
4/1/15	MMkt - Bill Maturity	0.00	5,500,000.00	0	0.55	0.550	504.17	0.00	0.00	504.17
7/1/15	Closing Balance	0.00	0.00	0	0.55	0.550	0.00	0.00	0.00	0.00
							0.558	504.17	0.00	504.17
556233 - Commercial Paper - Tran Type: COMM PAPER, Start: March 27, 2015, Maturity: March 30, 2015										
7/1/14	Opening Balance	0.00	0.00	0	0.00	0.000	0.00	0.00	0.00	0.00
3/27/15	MMkt - Bill Invest/Issue	-3,050,000.00	(3,050,000.00)	3	0.40	0.406	0.00	0.00	0.00	0.00
3/30/15	MMkt - Bill Maturity	0.00	3,050,000.00	0	0.40	0.400	101.66	0.00	0.00	101.66
7/1/15	Closing Balance	0.00	0.00	0	0.40	0.400	0.00	0.00	0.00	0.00
							0.406	101.66	0.00	101.66
556234 - Commercial Paper - Tran Type: COMM PAPER, Start: March 27, 2015, Maturity: March 30, 2015										
7/1/14	Opening Balance	0.00	0.00	0	0.00	0.000	0.00	0.00	0.00	0.00
3/27/15	MMkt - Bill Invest/Issue	-1,760,000.00	(1,760,000.00)	3	0.40	0.406	0.00	0.00	0.00	0.00
3/30/15	MMkt - Bill Maturity	0.00	1,760,000.00	0	0.40	0.400	58.66	0.00	0.00	58.66
7/1/15	Closing Balance	0.00	0.00	0	0.40	0.400	0.00	0.00	0.00	0.00
							0.406	58.66	0.00	58.66
556235 - Commercial Paper - Tran Type: COMM PAPER, Start: March 27, 2015, Maturity: March 30, 2015										

Return on Investment - Detail - AST

Between: July 1, 2014 and July 1, 2015

Printed: June 30, 2015 3:13 pm

Cash Flow Date	Transaction Description	Orig Curr Balance	Local Currency Equivalent ()						
			Principal Movement	Days	Yield	Adj Yield	Premium/ (Discount)	Interest	Total Cost
Arkansas State Treasury (Con't)									
Commercial Paper Disc Note Invest (Con't)									
556235 - Commercial Paper - Tran Type: COMM PAPER, Start: March 27, 2015, Maturity: March 30, 2015									
7/1/14	Opening Balance	0.00	0.00	0	0.00	0.000	0.00	0.00	0.00
3/27/15	MMkt - Bill Invest/Issue	-3,500,000.00	(3,500,000.00)	3	0.40	0.406	0.00	0.00	0.00
3/30/15	MMkt - Bill Maturity	0.00	3,500,000.00	0	0.40	0.400	116.66	0.00	116.66
7/1/15	Closing Balance	0.00	0.00	0	0.40	0.400	0.00	0.00	0.00
						0.406	116.66	0.00	116.66
556236 - Commercial Paper - Tran Type: COMM PAPER, Start: March 27, 2015, Maturity: April 13, 2015									
7/1/14	Opening Balance	0.00	0.00	0	0.00	0.000	0.00	0.00	0.00
3/27/15	MMkt - Bill Invest/Issue	-32,000,000.00	(32,000,000.00)	17	0.58	0.589	0.00	0.00	0.00
4/13/15	MMkt - Bill Maturity	0.00	32,000,000.00	0	0.58	0.580	8,762.04	0.00	8,762.04
7/1/15	Closing Balance	0.00	0.00	0	0.58	0.580	0.00	0.00	0.00
						0.589	8,762.04	0.00	8,762.04
556237 - Commercial Paper - Tran Type: COMM PAPER, Start: March 27, 2015, Maturity: April 30, 2015									
7/1/14	Opening Balance	0.00	0.00	0	0.00	0.000	0.00	0.00	0.00
3/27/15	MMkt - Bill Invest/Issue	-8,700,000.00	(8,700,000.00)	34	0.63	0.640	0.00	0.00	0.00
4/30/15	MMkt - Bill Maturity	0.00	8,700,000.00	0	0.63	0.630	5,173.42	0.00	5,173.42
7/1/15	Closing Balance	0.00	0.00	0	0.63	0.630	0.00	0.00	0.00
						0.640	5,173.42	0.00	5,173.42
556238 - Commercial Paper - Tran Type: COMM PAPER, Start: March 27, 2015, Maturity: April 10, 2015									
7/1/14	Opening Balance	0.00	0.00	0	0.00	0.000	0.00	0.00	0.00
3/27/15	MMkt - Bill Invest/Issue	-5,000,000.00	(5,000,000.00)	14	0.55	0.558	0.00	0.00	0.00
4/10/15	MMkt - Bill Maturity	0.00	5,000,000.00	0	0.55	0.550	1,069.22	0.00	1,069.22
7/1/15	Closing Balance	0.00	0.00	0	0.55	0.550	0.00	0.00	0.00
						0.558	1,069.22	0.00	1,069.22
556239 - Commercial Paper - Tran Type: COMM PAPER, Start: March 27, 2015, Maturity: March 30, 2015									
7/1/14	Opening Balance	0.00	0.00	0	0.00	0.000	0.00	0.00	0.00
3/27/15	MMkt - Bill Invest/Issue	-2,647,000.00	(2,647,000.00)	3	0.45	0.457	0.00	0.00	0.00
3/30/15	MMkt - Bill Maturity	0.00	2,647,000.00	0	0.45	0.450	99.26	0.00	99.26
7/1/15	Closing Balance	0.00	0.00	0	0.45	0.450	0.00	0.00	0.00
						0.457	99.26	0.00	99.26
556240 - Commercial Paper - Tran Type: COMM PAPER, Start: March 27, 2015, Maturity: April 24, 2015									
7/1/14	Opening Balance	0.00	0.00	0	0.00	0.000	0.00	0.00	0.00

Return on Investment - Detail - AST

Between: July 1, 2014 and July 1, 2015

Printed: June 30, 2015 3:13 pm

Cash Flow Date	Transaction Description	Orig Curr Balance	Local Currency Equivalent ()						
			Principal Movement	Days	Yield	Adj Yield	Premium/ (Discount)	Interest	Total Cost
Arkansas State Treasury (Con't)									
Commercial Paper Disc Note Invest (Con't)									
556240 - Commercial Paper - Tran Type: COMM PAPER, Start: March 27, 2015, Maturity: April 24, 2015									
3/27/15	MMkt - Bill Invest/Issue	-40,000,000.00	(40,000,000.00)	28	0.61	0.619	0.00	0.00	0.00
4/24/15	MMkt - Bill Maturity	0.00	40,000,000.00	0	0.61	0.610	18,968.78	0.00	18,968.78
7/1/15	Closing Balance	0.00	0.00	0	0.61	0.610	0.00	0.00	0.00
						0.619	18,968.78	0.00	18,968.78
556241 - Commercial Paper - Tran Type: COMM PAPER, Start: March 27, 2015, Maturity: April 8, 2015									
7/1/14	Opening Balance	0.00	0.00	0	0.00	0.000	0.00	0.00	0.00
3/27/15	MMkt - Bill Invest/Issue	-4,000,000.00	(4,000,000.00)	12	0.47	0.477	0.00	0.00	0.00
4/8/15	MMkt - Bill Maturity	0.00	4,000,000.00	0	0.47	0.470	626.57	0.00	626.57
7/1/15	Closing Balance	0.00	0.00	0	0.47	0.470	0.00	0.00	0.00
						0.477	626.57	0.00	626.57
556242 - Commercial Paper - Tran Type: COMM PAPER, Start: March 27, 2015, Maturity: March 30, 2015									
7/1/14	Opening Balance	0.00	0.00	0	0.00	0.000	0.00	0.00	0.00
3/27/15	MMkt - Bill Invest/Issue	-20,000,000.00	(20,000,000.00)	3	0.43	0.436	0.00	0.00	0.00
3/30/15	MMkt - Bill Maturity	0.00	20,000,000.00	0	0.43	0.430	716.64	0.00	716.64
7/1/15	Closing Balance	0.00	0.00	0	0.43	0.430	0.00	0.00	0.00
						0.436	716.64	0.00	716.64
556243 - Commercial Paper - Tran Type: COMM PAPER, Start: March 27, 2015, Maturity: March 30, 2015									
7/1/14	Opening Balance	0.00	0.00	0	0.00	0.000	0.00	0.00	0.00
3/27/15	MMkt - Bill Invest/Issue	-11,900,000.00	(11,900,000.00)	3	0.43	0.436	0.00	0.00	0.00
3/30/15	MMkt - Bill Maturity	0.00	11,900,000.00	0	0.43	0.430	426.40	0.00	426.40
7/1/15	Closing Balance	0.00	0.00	0	0.43	0.430	0.00	0.00	0.00
						0.436	426.40	0.00	426.40
556244 - Commercial Paper - Tran Type: COMM PAPER, Start: March 27, 2015, Maturity: March 30, 2015									
7/1/14	Opening Balance	0.00	0.00	0	0.00	0.000	0.00	0.00	0.00
3/27/15	MMkt - Bill Invest/Issue	-2,032,000.00	(2,032,000.00)	3	0.48	0.487	0.00	0.00	0.00
3/30/15	MMkt - Bill Maturity	0.00	2,032,000.00	0	0.48	0.480	81.28	0.00	81.28
7/1/15	Closing Balance	0.00	0.00	0	0.48	0.480	0.00	0.00	0.00
						0.487	81.28	0.00	81.28
556245 - Commercial Paper - Tran Type: COMM PAPER, Start: March 27, 2015, Maturity: April 23, 2015									
7/1/14	Opening Balance	0.00	0.00	0	0.00	0.000	0.00	0.00	0.00
3/27/15	MMkt - Bill Invest/Issue	-50,000,000.00	(50,000,000.00)	27	0.60	0.609	0.00	0.00	0.00

Return on Investment - Detail - AST

Between: July 1, 2014 and July 1, 2015

Printed: June 30, 2015 3:13 pm

Cash Flow Date	Transaction Description	Orig Curr Balance	Local Currency Equivalent ()							
			Principal Movement	Days	Yield	Adj Yield	Premium/ (Discount)	Interest	Total Cost	
Arkansas State Treasury (Con't)										
Commercial Paper Disc Note Invest (Con't)										
556245 - Commercial Paper - Tran Type: COMM PAPER, Start: March 27, 2015, Maturity: April 23, 2015										
4/23/15	MMkt - Bill Maturity	0.00	50,000,000.00	0	0.60	0.600	22,489.88	0.00	22,489.88	
7/1/15	Closing Balance	0.00	0.00	0	0.60	0.600	0.00	0.00	0.00	
							0.609	22,489.88	0.00	22,489.88
556246 - Commercial Paper - Tran Type: COMM PAPER, Start: March 27, 2015, Maturity: March 30, 2015										
7/1/14	Opening Balance	0.00	0.00	0	0.00	0.000	0.00	0.00	0.00	
3/27/15	MMkt - Bill Invest/Issue	-1,279,000.00	(1,279,000.00)	3	0.45	0.457	0.00	0.00	0.00	
3/30/15	MMkt - Bill Maturity	0.00	1,279,000.00	0	0.45	0.450	47.96	0.00	47.96	
7/1/15	Closing Balance	0.00	0.00	0	0.45	0.450	0.00	0.00	0.00	
							0.457	47.96	0.00	47.96
556247 - Commercial Paper - Tran Type: COMM PAPER, Start: March 27, 2015, Maturity: April 2, 2015										
7/1/14	Opening Balance	0.00	0.00	0	0.00	0.000	0.00	0.00	0.00	
3/27/15	MMkt - Bill Invest/Issue	-5,627,000.00	(5,627,000.00)	6	0.55	0.558	0.00	0.00	0.00	
4/2/15	MMkt - Bill Maturity	0.00	5,627,000.00	0	0.55	0.550	515.76	0.00	515.76	
7/1/15	Closing Balance	0.00	0.00	0	0.55	0.550	0.00	0.00	0.00	
							0.558	515.76	0.00	515.76
556248 - Commercial Paper - Tran Type: COMM PAPER, Start: March 27, 2015, Maturity: April 10, 2015										
7/1/14	Opening Balance	0.00	0.00	0	0.00	0.000	0.00	0.00	0.00	
3/27/15	MMkt - Bill Invest/Issue	-31,000,000.00	(31,000,000.00)	14	0.59	0.599	0.00	0.00	0.00	
4/10/15	MMkt - Bill Maturity	0.00	31,000,000.00	0	0.59	0.590	7,111.15	0.00	7,111.15	
7/1/15	Closing Balance	0.00	0.00	0	0.59	0.590	0.00	0.00	0.00	
							0.599	7,111.15	0.00	7,111.15
556249 - Commercial Paper - Tran Type: COMM PAPER, Start: March 27, 2015, Maturity: March 30, 2015										
7/1/14	Opening Balance	0.00	0.00	0	0.00	0.000	0.00	0.00	0.00	
3/27/15	MMkt - Bill Invest/Issue	-2,821,000.00	(2,821,000.00)	3	0.45	0.457	0.00	0.00	0.00	
3/30/15	MMkt - Bill Maturity	0.00	2,821,000.00	0	0.45	0.450	105.78	0.00	105.78	
7/1/15	Closing Balance	0.00	0.00	0	0.45	0.450	0.00	0.00	0.00	
							0.457	105.78	0.00	105.78
556473 - Commercial Paper - Tran Type: COMM PAPER, Start: March 30, 2015, Maturity: April 1, 2015										
7/1/14	Opening Balance	0.00	0.00	0	0.00	0.000	0.00	0.00	0.00	
3/30/15	MMkt - Bill Invest/Issue	-8,500,000.00	(8,500,000.00)	2	0.45	0.457	0.00	0.00	0.00	
4/1/15	MMkt - Bill Maturity	0.00	8,500,000.00	0	0.45	0.450	212.50	0.00	212.50	

Return on Investment - Detail - AST

Between: July 1, 2014 and July 1, 2015

Printed: June 30, 2015 3:13 pm

Cash Flow Date	Transaction Description	Orig Curr Balance	Local Currency Equivalent ()							
			Principal Movement	Days	Yield	Adj Yield	Premium/ (Discount)	Interest	Total Cost	
Arkansas State Treasury (Con't)										
Commercial Paper Disc Note Invest (Con't)										
556473 - Commercial Paper - Tran Type: COMM PAPER, Start: March 30, 2015, Maturity: April 1, 2015										
7/1/15	Closing Balance	0.00	0.00	0	0.45	0.450	0.00	0.00	0.00	0.00
							0.457	212.50	0.00	212.50
556474 - Commercial Paper - Tran Type: COMM PAPER, Start: March 30, 2015, Maturity: April 24, 2015										
7/1/14	Opening Balance	0.00	0.00	0	0.00	0.000	0.00	0.00	0.00	0.00
3/30/15	MMkt - Bill Invest/Issue	-11,100,000.00	(11,100,000.00)	25	0.60	0.609	0.00	0.00	0.00	0.00
4/24/15	MMkt - Bill Maturity	0.00	11,100,000.00	0	0.60	0.600	4,625.00	0.00	0.00	4,625.00
7/1/15	Closing Balance	0.00	0.00	0	0.60	0.600	0.00	0.00	0.00	0.00
							0.609	4,625.00	0.00	4,625.00
556475 - Commercial Paper - Tran Type: COMM PAPER, Start: March 30, 2015, Maturity: May 26, 2015										
7/1/14	Opening Balance	0.00	0.00	0	0.00	0.000	0.00	0.00	0.00	0.00
3/30/15	MMkt - Bill Invest/Issue	-57,500,000.00	(57,500,000.00)	57	0.72	0.732	0.00	0.00	0.00	0.00
5/26/15	MMkt - Bill Maturity	0.00	57,500,000.00	0	0.72	0.721	65,550.00	0.00	0.00	65,550.00
7/1/15	Closing Balance	0.00	0.00	0	0.72	0.721	0.00	0.00	0.00	0.00
							0.732	65,550.00	0.00	65,550.00
558253 - Commercial Paper - Tran Type: COMM PAPER, Start: April 9, 2015, Maturity: April 23, 2015										
7/1/14	Opening Balance	0.00	0.00	0	0.00	0.000	0.00	0.00	0.00	0.00
4/9/15	MMkt - Bill Invest/Issue	-1,500,000.00	(1,500,000.00)	14	0.48	0.487	0.00	0.00	0.00	0.00
4/23/15	MMkt - Bill Maturity	0.00	1,500,000.00	0	0.48	0.480	279.95	0.00	0.00	279.95
7/1/15	Closing Balance	0.00	0.00	0	0.48	0.480	0.00	0.00	0.00	0.00
							0.487	279.95	0.00	279.95
558256 - Commercial Paper - Tran Type: COMM PAPER, Start: April 9, 2015, Maturity: April 10, 2015										
7/1/14	Opening Balance	0.00	0.00	0	0.00	0.000	0.00	0.00	0.00	0.00
4/9/15	MMkt - Bill Invest/Issue	-3,500,000.00	(3,500,000.00)	1	0.32	0.325	0.00	0.00	0.00	0.00
4/10/15	MMkt - Bill Maturity	0.00	3,500,000.00	0	0.32	0.320	31.11	0.00	0.00	31.11
7/1/15	Closing Balance	0.00	0.00	0	0.32	0.320	0.00	0.00	0.00	0.00
							0.325	31.11	0.00	31.11
558257 - Commercial Paper - Tran Type: COMM PAPER, Start: April 9, 2015, Maturity: April 10, 2015										
7/1/14	Opening Balance	0.00	0.00	0	0.00	0.000	0.00	0.00	0.00	0.00
4/9/15	MMkt - Bill Invest/Issue	-18,100,000.00	(18,100,000.00)	1	0.45	0.457	0.00	0.00	0.00	0.00
4/10/15	MMkt - Bill Maturity	0.00	18,100,000.00	0	0.45	0.450	226.25	0.00	0.00	226.25
7/1/15	Closing Balance	0.00	0.00	0	0.45	0.450	0.00	0.00	0.00	0.00

Return on Investment - Detail - AST

Between: July 1, 2014 and July 1, 2015

Printed: June 30, 2015 3:13 pm

Cash Flow Date	Transaction Description	Orig Curr Balance	Local Currency Equivalent ()							
			Principal Movement	Days	Yield	Adj Yield	Premium/ (Discount)	Interest	Total Cost	
Arkansas State Treasury (Con't)										
Commercial Paper Disc Note Invest (Con't)										
558258 - Commercial Paper - Tran Type: COMM PAPER, Start: April 9, 2015, Maturity: April 10, 2015							0.457	226.25	0.00	226.25
7/1/14	Opening Balance	0.00	0.00	0	0.00	0.000	0.00	0.00	0.00	0.00
4/9/15	MMkt - Bill Invest/Issue	-54,763,000.00	(54,763,000.00)	1	0.34	0.345	0.00	0.00	0.00	0.00
4/10/15	MMkt - Bill Maturity	0.00	54,763,000.00	0	0.34	0.340	517.20	0.00	0.00	517.20
7/1/15	Closing Balance	0.00	0.00	0	0.34	0.340	0.00	0.00	0.00	0.00
							0.345	517.20	0.00	517.20
558259 - Commercial Paper - Tran Type: COMM PAPER, Start: March 25, 2015, Maturity: April 15, 2015										
7/1/14	Opening Balance	0.00	0.00	0	0.00	0.000	0.00	0.00	0.00	0.00
3/25/15	MMkt - Bill Invest/Issue	-1,485,000.00	(1,485,000.00)	21	0.50	0.508	0.00	0.00	0.00	0.00
4/15/15	MMkt - Bill Maturity	0.00	1,485,000.00	0	0.50	0.500	433.00	0.00	0.00	433.00
7/1/15	Closing Balance	0.00	0.00	0	0.50	0.500	0.00	0.00	0.00	0.00
							0.508	433.00	0.00	433.00
558264 - Commercial Paper - Tran Type: COMM PAPER, Start: April 10, 2015, Maturity: April 23, 2015										
7/1/14	Opening Balance	0.00	0.00	0	0.00	0.000	0.00	0.00	0.00	0.00
4/10/15	MMkt - Bill Invest/Issue	-2,400,000.00	(2,400,000.00)	13	0.50	0.508	0.00	0.00	0.00	0.00
4/23/15	MMkt - Bill Maturity	0.00	2,400,000.00	0	0.50	0.500	433.26	0.00	0.00	433.26
7/1/15	Closing Balance	0.00	0.00	0	0.50	0.500	0.00	0.00	0.00	0.00
							0.508	433.26	0.00	433.26
558265 - Commercial Paper - Tran Type: COMM PAPER, Start: April 10, 2015, Maturity: May 12, 2015										
7/1/14	Opening Balance	0.00	0.00	0	0.00	0.000	0.00	0.00	0.00	0.00
4/10/15	MMkt - Bill Invest/Issue	-9,500,000.00	(9,500,000.00)	32	0.67	0.680	0.00	0.00	0.00	0.00
5/12/15	MMkt - Bill Maturity	0.00	9,500,000.00	0	0.67	0.670	5,654.41	0.00	0.00	5,654.41
7/1/15	Closing Balance	0.00	0.00	0	0.67	0.670	0.00	0.00	0.00	0.00
							0.680	5,654.41	0.00	5,654.41
558500 - Commercial Paper - Tran Type: COMM PAPER, Start: April 13, 2015, Maturity: April 28, 2015										
7/1/14	Opening Balance	0.00	0.00	0	0.00	0.000	0.00	0.00	0.00	0.00
4/13/15	MMkt - Bill Invest/Issue	-50,000,000.00	(50,000,000.00)	15	0.50	0.508	0.00	0.00	0.00	0.00
4/28/15	MMkt - Bill Maturity	0.00	50,000,000.00	0	0.50	0.500	10,414.50	0.00	0.00	10,414.50
7/1/15	Closing Balance	0.00	0.00	0	0.50	0.500	0.00	0.00	0.00	0.00
							0.508	10,414.50	0.00	10,414.50
558501 - Commercial Paper - Tran Type: COMM PAPER, Start: April 13, 2015, Maturity: April 28, 2015										

Return on Investment - Detail - AST

Between: July 1, 2014 and July 1, 2015

Printed: June 30, 2015 3:13 pm

Cash Flow Date	Transaction Description	Orig Curr Balance	Local Currency Equivalent ()						
			Principal Movement	Days	Yield	Adj Yield	Premium/ (Discount)	Interest	Total Cost
Arkansas State Treasury (Con't)									
Commercial Paper Disc Note Invest (Con't)									
558501 - Commercial Paper - Tran Type: COMM PAPER, Start: April 13, 2015, Maturity: April 28, 2015									
7/1/14	Opening Balance	0.00	0.00	0	0.00	0.000	0.00	0.00	0.00
4/13/15	MMkt - Bill Invest/Issue	-28,000,000.00	(28,000,000.00)	15	0.47	0.477	0.00	0.00	0.00
4/28/15	MMkt - Bill Maturity	0.00	28,000,000.00	0	0.47	0.470	5,482.26	0.00	5,482.26
7/1/15	Closing Balance	0.00	0.00	0	0.47	0.470	0.00	0.00	0.00
						0.477	5,482.26	0.00	5,482.26
558502 - Commercial Paper - Tran Type: COMM PAPER, Start: April 13, 2015, Maturity: April 27, 2015									
7/1/14	Opening Balance	0.00	0.00	0	0.00	0.000	0.00	0.00	0.00
4/13/15	MMkt - Bill Invest/Issue	-7,000,000.00	(7,000,000.00)	14	0.47	0.477	0.00	0.00	0.00
4/27/15	MMkt - Bill Maturity	0.00	7,000,000.00	0	0.47	0.470	1,279.21	0.00	1,279.21
7/1/15	Closing Balance	0.00	0.00	0	0.47	0.470	0.00	0.00	0.00
						0.477	1,279.21	0.00	1,279.21
558711 - Commercial Paper - Tran Type: COMM PAPER, Start: April 15, 2015, Maturity: April 20, 2015									
7/1/14	Opening Balance	0.00	0.00	0	0.00	0.000	0.00	0.00	0.00
4/15/15	MMkt - Bill Invest/Issue	-18,487,000.00	(18,487,000.00)	5	0.53	0.538	0.00	0.00	0.00
4/20/15	MMkt - Bill Maturity	0.00	18,487,000.00	0	0.53	0.530	1,360.75	0.00	1,360.75
7/1/15	Closing Balance	0.00	0.00	0	0.53	0.530	0.00	0.00	0.00
						0.538	1,360.75	0.00	1,360.75
558902 - Commercial Paper - Tran Type: COMM PAPER, Start: April 15, 2015, Maturity: May 15, 2015									
7/1/14	Opening Balance	0.00	0.00	0	0.00	0.000	0.00	0.00	0.00
4/15/15	MMkt - Bill Invest/Issue	-20,000,000.00	(20,000,000.00)	30	0.67	0.680	0.00	0.00	0.00
5/15/15	MMkt - Bill Maturity	0.00	20,000,000.00	0	0.67	0.670	11,160.44	0.00	11,160.44
7/1/15	Closing Balance	0.00	0.00	0	0.67	0.670	0.00	0.00	0.00
						0.680	11,160.44	0.00	11,160.44
558903 - Commercial Paper - Tran Type: COMM PAPER, Start: April 15, 2015, Maturity: May 13, 2015									
7/1/14	Opening Balance	0.00	0.00	0	0.00	0.000	0.00	0.00	0.00
4/15/15	MMkt - Bill Invest/Issue	-20,000,000.00	(20,000,000.00)	28	0.70	0.711	0.00	0.00	0.00
5/13/15	MMkt - Bill Maturity	0.00	20,000,000.00	0	0.70	0.700	10,882.96	0.00	10,882.96
7/1/15	Closing Balance	0.00	0.00	0	0.70	0.700	0.00	0.00	0.00
						0.711	10,882.96	0.00	10,882.96
558907 - Commercial Paper - Tran Type: COMM PAPER, Start: April 16, 2015, Maturity: April 17, 2015									
7/1/14	Opening Balance	0.00	0.00	0	0.00	0.000	0.00	0.00	0.00

Return on Investment - Detail - AST

Between: July 1, 2014 and July 1, 2015

Printed: June 30, 2015 3:13 pm

Cash Flow Date	Transaction Description	Orig Curr Balance	Local Currency Equivalent ()							
			Principal Movement	Days	Yield	Adj Yield	Premium/ (Discount)	Interest	Total Cost	
Arkansas State Treasury (Con't)										
Commercial Paper Disc Note Invest (Con't)										
558907 - Commercial Paper - Tran Type: COMM PAPER, Start: April 16, 2015, Maturity: April 17, 2015										
4/16/15	MMkt - Bill Invest/Issue	-10,000,000.00	(10,000,000.00)	1	0.43	0.436	0.00	0.00	0.00	
4/17/15	MMkt - Bill Maturity	0.00	10,000,000.00	0	0.43	0.430	119.44	0.00	119.44	
7/1/15	Closing Balance	0.00	0.00	0	0.43	0.430	0.00	0.00	0.00	
							0.436	119.44	0.00	119.44
559102 - Commercial Paper - Tran Type: COMM PAPER, Start: April 16, 2015, Maturity: April 17, 2015										
7/1/14	Opening Balance	0.00	0.00	0	0.00	0.000	0.00	0.00	0.00	
4/16/15	MMkt - Bill Invest/Issue	-6,700,000.00	(6,700,000.00)	1	0.45	0.457	0.00	0.00	0.00	
4/17/15	MMkt - Bill Maturity	0.00	6,700,000.00	0	0.45	0.450	83.75	0.00	83.75	
7/1/15	Closing Balance	0.00	0.00	0	0.45	0.450	0.00	0.00	0.00	
							0.457	83.75	0.00	83.75
559103 - Commercial Paper - Tran Type: COMM PAPER, Start: April 16, 2015, Maturity: April 17, 2015										
7/1/14	Opening Balance	0.00	0.00	0	0.00	0.000	0.00	0.00	0.00	
4/16/15	MMkt - Bill Invest/Issue	-15,300,000.00	(15,300,000.00)	1	0.45	0.457	0.00	0.00	0.00	
4/17/15	MMkt - Bill Maturity	0.00	15,300,000.00	0	0.45	0.450	191.25	0.00	191.25	
7/1/15	Closing Balance	0.00	0.00	0	0.45	0.450	0.00	0.00	0.00	
							0.457	191.25	0.00	191.25
559104 - Commercial Paper - Tran Type: COMM PAPER, Start: April 16, 2015, Maturity: April 17, 2015										
7/1/14	Opening Balance	0.00	0.00	0	0.00	0.000	0.00	0.00	0.00	
4/16/15	MMkt - Bill Invest/Issue	-22,500,000.00	(22,500,000.00)	1	0.40	0.406	0.00	0.00	0.00	
4/17/15	MMkt - Bill Maturity	0.00	22,500,000.00	0	0.40	0.400	250.00	0.00	250.00	
7/1/15	Closing Balance	0.00	0.00	0	0.40	0.400	0.00	0.00	0.00	
							0.406	250.00	0.00	250.00
559105 - Commercial Paper - Tran Type: COMM PAPER, Start: April 16, 2015, Maturity: May 4, 2015										
7/1/14	Opening Balance	0.00	0.00	0	0.00	0.000	0.00	0.00	0.00	
4/16/15	MMkt - Bill Invest/Issue	-1,245,000.00	(1,245,000.00)	18	0.58	0.589	0.00	0.00	0.00	
5/4/15	MMkt - Bill Maturity	0.00	1,245,000.00	0	0.58	0.580	361.05	0.00	361.05	
7/1/15	Closing Balance	0.00	0.00	0	0.58	0.580	0.00	0.00	0.00	
							0.589	361.05	0.00	361.05
559106 - Commercial Paper - Tran Type: COMM PAPER, Start: April 16, 2015, Maturity: May 15, 2015										
7/1/14	Opening Balance	0.00	0.00	0	0.00	0.000	0.00	0.00	0.00	
4/16/15	MMkt - Bill Invest/Issue	-50,000,000.00	(50,000,000.00)	29	0.55	0.559	0.00	0.00	0.00	

Return on Investment - Detail - AST

Between: July 1, 2014 and July 1, 2015

Printed: June 30, 2015 3:13 pm

Cash Flow Date	Transaction Description	Orig Curr Balance	Local Currency Equivalent ()							
			Principal Movement	Days	Yield	Adj Yield	Premium/ (Discount)	Interest	Total Cost	
Arkansas State Treasury (Con't)										
Commercial Paper Disc Note Invest (Con't)										
559106 - Commercial Paper - Tran Type: COMM PAPER, Start: April 16, 2015, Maturity: May 15, 2015										
5/15/15	MMkt - Bill Maturity	0.00	50,000,000.00	0	0.55	0.550	22,152.79	0.00	22,152.79	
7/1/15	Closing Balance	0.00	0.00	0	0.55	0.550	0.00	0.00	0.00	
							0.559	22,152.79	0.00	22,152.79
559107 - Commercial Paper - Tran Type: COMM PAPER, Start: April 16, 2015, Maturity: May 22, 2015										
7/1/14	Opening Balance	0.00	0.00	0	0.00	0.000	0.00	0.00	0.00	
4/16/15	MMkt - Bill Invest/Issue	-1,391,000.00	(1,391,000.00)	36	0.55	0.559	0.00	0.00	0.00	
5/22/15	MMkt - Bill Maturity	0.00	1,391,000.00	0	0.55	0.550	765.05	0.00	765.05	
7/1/15	Closing Balance	0.00	0.00	0	0.55	0.550	0.00	0.00	0.00	
							0.559	765.05	0.00	765.05
559108 - Commercial Paper - Tran Type: COMM PAPER, Start: April 16, 2015, Maturity: May 29, 2015										
7/1/14	Opening Balance	0.00	0.00	0	0.00	0.000	0.00	0.00	0.00	
4/16/15	MMkt - Bill Invest/Issue	-30,000,000.00	(30,000,000.00)	43	0.69	0.701	0.00	0.00	0.00	
5/29/15	MMkt - Bill Maturity	0.00	30,000,000.00	0	0.69	0.691	24,725.00	0.00	24,725.00	
7/1/15	Closing Balance	0.00	0.00	0	0.69	0.691	0.00	0.00	0.00	
							0.701	24,725.00	0.00	24,725.00
559110 - Commercial Paper - Tran Type: COMM PAPER, Start: April 16, 2015, Maturity: June 9, 2015										
7/1/14	Opening Balance	0.00	0.00	0	0.00	0.000	0.00	0.00	0.00	
4/16/15	MMkt - Bill Invest/Issue	-16,732,000.00	(16,732,000.00)	54	0.60	0.610	0.00	0.00	0.00	
6/9/15	MMkt - Bill Maturity	0.00	16,732,000.00	0	0.60	0.601	15,058.79	0.00	15,058.79	
7/1/15	Closing Balance	0.00	0.00	0	0.60	0.601	0.00	0.00	0.00	
							0.610	15,058.79	0.00	15,058.79
559111 - Commercial Paper - Tran Type: COMM PAPER, Start: April 16, 2015, Maturity: June 19, 2015										
7/1/14	Opening Balance	0.00	0.00	0	0.00	0.000	0.00	0.00	0.00	
4/16/15	MMkt - Bill Invest/Issue	-34,272,000.00	(34,272,000.00)	64	0.55	0.559	0.00	0.00	0.00	
6/19/15	MMkt - Bill Maturity	0.00	34,272,000.00	0	0.55	0.551	33,510.40	0.00	33,510.40	
7/1/15	Closing Balance	0.00	0.00	0	0.55	0.551	0.00	0.00	0.00	
							0.559	33,510.40	0.00	33,510.40
559351 - Commercial Paper - Tran Type: COMM PAPER, Start: April 17, 2015, Maturity: April 24, 2015										
7/1/14	Opening Balance	0.00	0.00	0	0.00	0.000	0.00	0.00	0.00	
4/17/15	MMkt - Bill Invest/Issue	-1,000,000.00	(1,000,000.00)	7	0.50	0.508	0.00	0.00	0.00	
4/24/15	MMkt - Bill Maturity	0.00	1,000,000.00	0	0.50	0.500	97.22	0.00	97.22	

Return on Investment - Detail - AST

Between: July 1, 2014 and July 1, 2015

Printed: June 30, 2015 3:13 pm

Cash Flow Date	Transaction Description	Orig Curr Balance	Local Currency Equivalent ()							
			Principal Movement	Days	Yield	Adj Yield	Premium/ (Discount)	Interest	Total Cost	
Arkansas State Treasury (Con't)										
Commercial Paper Disc Note Invest (Con't)										
559351 - Commercial Paper - Tran Type: COMM PAPER, Start: April 17, 2015, Maturity: April 24, 2015										
7/1/15	Closing Balance	0.00	0.00	0	0.50	0.500	0.00	0.00	0.00	0.00
							0.508	97.22	0.00	97.22
559353 - Commercial Paper - Tran Type: COMM PAPER, Start: April 17, 2015, Maturity: May 1, 2015										
7/1/14	Opening Balance	0.00	0.00	0	0.00	0.000	0.00	0.00	0.00	0.00
4/17/15	MMkt - Bill Invest/Issue	-11,000,000.00	(11,000,000.00)	14	0.47	0.477	0.00	0.00	0.00	0.00
5/1/15	MMkt - Bill Maturity	0.00	11,000,000.00	0	0.47	0.470	2,010.56	0.00	0.00	2,010.56
7/1/15	Closing Balance	0.00	0.00	0	0.47	0.470	0.00	0.00	0.00	0.00
							0.477	2,010.56	0.00	2,010.56
559355 - Commercial Paper - Tran Type: COMM PAPER, Start: April 17, 2015, Maturity: April 20, 2015										
7/1/14	Opening Balance	0.00	0.00	0	0.00	0.000	0.00	0.00	0.00	0.00
4/17/15	MMkt - Bill Invest/Issue	-31,000,000.00	(31,000,000.00)	3	0.45	0.457	0.00	0.00	0.00	0.00
4/20/15	MMkt - Bill Maturity	0.00	31,000,000.00	0	0.45	0.450	1,162.50	0.00	0.00	1,162.50
7/1/15	Closing Balance	0.00	0.00	0	0.45	0.450	0.00	0.00	0.00	0.00
							0.457	1,162.50	0.00	1,162.50
559356 - Commercial Paper - Tran Type: COMM PAPER, Start: April 17, 2015, Maturity: May 22, 2015										
7/1/14	Opening Balance	0.00	0.00	0	0.00	0.000	0.00	0.00	0.00	0.00
4/17/15	MMkt - Bill Invest/Issue	-20,000,000.00	(20,000,000.00)	35	0.67	0.681	0.00	0.00	0.00	0.00
5/22/15	MMkt - Bill Maturity	0.00	20,000,000.00	0	0.67	0.670	13,027.78	0.00	0.00	13,027.78
7/1/15	Closing Balance	0.00	0.00	0	0.67	0.670	0.00	0.00	0.00	0.00
							0.681	13,027.78	0.00	13,027.78
559357 - Commercial Paper - Tran Type: COMM PAPER, Start: April 17, 2015, Maturity: April 20, 2015										
7/1/14	Opening Balance	0.00	0.00	0	0.00	0.000	0.00	0.00	0.00	0.00
4/17/15	MMkt - Bill Invest/Issue	-10,000,000.00	(10,000,000.00)	3	0.50	0.508	0.00	0.00	0.00	0.00
4/20/15	MMkt - Bill Maturity	0.00	10,000,000.00	0	0.50	0.500	416.67	0.00	0.00	416.67
7/1/15	Closing Balance	0.00	0.00	0	0.50	0.500	0.00	0.00	0.00	0.00
							0.508	416.67	0.00	416.67
559561 - Commercial Paper - Tran Type: COMM PAPER, Start: April 20, 2015, Maturity: April 21, 2015										
7/1/14	Opening Balance	0.00	0.00	0	0.00	0.000	0.00	0.00	0.00	0.00
4/20/15	MMkt - Bill Invest/Issue	-3,650,000.00	(3,650,000.00)	1	0.40	0.406	0.00	0.00	0.00	0.00
4/21/15	MMkt - Bill Maturity	0.00	3,650,000.00	0	0.40	0.400	40.56	0.00	0.00	40.56
7/1/15	Closing Balance	0.00	0.00	0	0.40	0.400	0.00	0.00	0.00	0.00

Return on Investment - Detail - AST

Between: July 1, 2014 and July 1, 2015

Printed: June 30, 2015 3:13 pm

Cash Flow Date	Transaction Description	Orig Curr Balance	Local Currency Equivalent ()							
			Principal Movement	Days	Yield	Adj Yield	Premium/ (Discount)	Interest	Total Cost	
Arkansas State Treasury (Con't)										
Commercial Paper Disc Note Invest (Con't)										
							0.406	40.56	0.00	40.56
559562 - Commercial Paper - Tran Type: COMM PAPER, Start: April 20, 2015, Maturity: April 21, 2015										
7/1/14	Opening Balance	0.00	0.00	0	0.00	0.000	0.00	0.00	0.00	0.00
4/20/15	MMkt - Bill Invest/Issue	-15,000,000.00	(15,000,000.00)	1	0.40	0.406	0.00	0.00	0.00	0.00
4/21/15	MMkt - Bill Maturity	0.00	15,000,000.00	0	0.40	0.400	166.67	0.00	0.00	166.67
7/1/15	Closing Balance	0.00	0.00	0	0.40	0.400	0.00	0.00	0.00	0.00
							0.406	166.67	0.00	166.67
559563 - Commercial Paper - Tran Type: COMM PAPER, Start: April 20, 2015, Maturity: April 21, 2015										
7/1/14	Opening Balance	0.00	0.00	0	0.00	0.000	0.00	0.00	0.00	0.00
4/20/15	MMkt - Bill Invest/Issue	-8,000,000.00	(8,000,000.00)	1	0.45	0.457	0.00	0.00	0.00	0.00
4/21/15	MMkt - Bill Maturity	0.00	8,000,000.00	0	0.45	0.450	100.00	0.00	0.00	100.00
7/1/15	Closing Balance	0.00	0.00	0	0.45	0.450	0.00	0.00	0.00	0.00
							0.457	100.00	0.00	100.00
559564 - Commercial Paper - Tran Type: COMM PAPER, Start: April 20, 2015, Maturity: May 20, 2015										
7/1/14	Opening Balance	0.00	0.00	0	0.00	0.000	0.00	0.00	0.00	0.00
4/20/15	MMkt - Bill Invest/Issue	-10,200,000.00	(10,200,000.00)	30	0.65	0.660	0.00	0.00	0.00	0.00
5/20/15	MMkt - Bill Maturity	0.00	10,200,000.00	0	0.65	0.650	5,525.00	0.00	0.00	5,525.00
7/1/15	Closing Balance	0.00	0.00	0	0.65	0.650	0.00	0.00	0.00	0.00
							0.660	5,525.00	0.00	5,525.00
559565 - Commercial Paper - Tran Type: COMM PAPER, Start: April 20, 2015, Maturity: June 25, 2015										
7/1/14	Opening Balance	0.00	0.00	0	0.00	0.000	0.00	0.00	0.00	0.00
4/20/15	MMkt - Bill Invest/Issue	-50,000,000.00	(50,000,000.00)	66	0.72	0.732	0.00	0.00	0.00	0.00
6/25/15	MMkt - Bill Maturity	0.00	50,000,000.00	0	0.72	0.721	66,000.00	0.00	0.00	66,000.00
7/1/15	Closing Balance	0.00	0.00	0	0.72	0.721	0.00	0.00	0.00	0.00
							0.732	66,000.00	0.00	66,000.00
559567 - Commercial Paper - Tran Type: COMM PAPER, Start: April 20, 2015, Maturity: May 19, 2015										
7/1/14	Opening Balance	0.00	0.00	0	0.00	0.000	0.00	0.00	0.00	0.00
4/20/15	MMkt - Bill Invest/Issue	-5,000,000.00	(5,000,000.00)	29	0.58	0.589	0.00	0.00	0.00	0.00
5/19/15	MMkt - Bill Maturity	0.00	5,000,000.00	0	0.58	0.580	2,336.11	0.00	0.00	2,336.11
7/1/15	Closing Balance	0.00	0.00	0	0.58	0.580	0.00	0.00	0.00	0.00
							0.589	2,336.11	0.00	2,336.11
559568 - Commercial Paper - Tran Type: COMM PAPER, Start: April 20, 2015, Maturity: May 22, 2015										

Return on Investment - Detail - AST

Between: July 1, 2014 and July 1, 2015

Printed: June 30, 2015 3:13 pm

Cash Flow Date	Transaction Description	Orig Curr Balance	Local Currency Equivalent ()						
			Principal Movement	Days	Yield	Adj Yield	Premium/ (Discount)	Interest	Total Cost
Arkansas State Treasury (Con't)									
Commercial Paper Disc Note Invest (Con't)									
559568 - Commercial Paper - Tran Type: COMM PAPER, Start: April 20, 2015, Maturity: May 22, 2015									
7/1/14	Opening Balance	0.00	0.00	0	0.00	0.000	0.00	0.00	0.00
4/20/15	MMkt - Bill Invest/Issue	-25,000,000.00	(25,000,000.00)	32	0.67	0.681	0.00	0.00	0.00
5/22/15	MMkt - Bill Maturity	0.00	25,000,000.00	0	0.67	0.670	14,888.88	0.00	14,888.88
7/1/15	Closing Balance	0.00	0.00	0	0.67	0.670	0.00	0.00	0.00
						0.681	14,888.88	0.00	14,888.88
559800 - Commercial Paper - Tran Type: COMM PAPER, Start: April 21, 2015, Maturity: May 20, 2015									
7/1/14	Opening Balance	0.00	0.00	0	0.00	0.000	0.00	0.00	0.00
4/21/15	MMkt - Bill Invest/Issue	-12,350,000.00	(12,350,000.00)	29	0.50	0.508	0.00	0.00	0.00
5/20/15	MMkt - Bill Maturity	0.00	12,350,000.00	0	0.50	0.500	4,974.30	0.00	4,974.30
7/1/15	Closing Balance	0.00	0.00	0	0.50	0.500	0.00	0.00	0.00
						0.508	4,974.30	0.00	4,974.30
559802 - Commercial Paper - Tran Type: COMM PAPER, Start: April 21, 2015, Maturity: May 20, 2015									
7/1/14	Opening Balance	0.00	0.00	0	0.00	0.000	0.00	0.00	0.00
4/21/15	MMkt - Bill Invest/Issue	-27,000,000.00	(27,000,000.00)	29	0.55	0.559	0.00	0.00	0.00
5/20/15	MMkt - Bill Maturity	0.00	27,000,000.00	0	0.55	0.550	11,962.50	0.00	11,962.50
7/1/15	Closing Balance	0.00	0.00	0	0.55	0.550	0.00	0.00	0.00
						0.559	11,962.50	0.00	11,962.50
559803 - Commercial Paper - Tran Type: COMM PAPER, Start: April 21, 2015, Maturity: May 5, 2015									
7/1/14	Opening Balance	0.00	0.00	0	0.00	0.000	0.00	0.00	0.00
4/21/15	MMkt - Bill Invest/Issue	-2,141,000.00	(2,141,000.00)	14	0.49	0.497	0.00	0.00	0.00
5/5/15	MMkt - Bill Maturity	0.00	2,141,000.00	0	0.49	0.490	407.98	0.00	407.98
7/1/15	Closing Balance	0.00	0.00	0	0.49	0.490	0.00	0.00	0.00
						0.497	407.98	0.00	407.98
559804 - Commercial Paper - Tran Type: COMM PAPER, Start: April 21, 2015, Maturity: May 8, 2015									
7/1/14	Opening Balance	0.00	0.00	0	0.00	0.000	0.00	0.00	0.00
4/21/15	MMkt - Bill Invest/Issue	-11,775,000.00	(11,775,000.00)	17	0.49	0.497	0.00	0.00	0.00
5/8/15	MMkt - Bill Maturity	0.00	11,775,000.00	0	0.49	0.490	2,724.60	0.00	2,724.60
7/1/15	Closing Balance	0.00	0.00	0	0.49	0.490	0.00	0.00	0.00
						0.497	2,724.60	0.00	2,724.60
559805 - Commercial Paper - Tran Type: COMM PAPER, Start: April 21, 2015, Maturity: April 24, 2015									
7/1/14	Opening Balance	0.00	0.00	0	0.00	0.000	0.00	0.00	0.00

Return on Investment - Detail - AST

Between: July 1, 2014 and July 1, 2015

Printed: June 30, 2015 3:13 pm

Cash Flow Date	Transaction Description	Orig Curr Balance	Local Currency Equivalent ()							
			Principal Movement	Days	Yield	Adj Yield	Premium/ (Discount)	Interest	Total Cost	
Arkansas State Treasury (Con't)										
Commercial Paper Disc Note Invest (Con't)										
559805 - Commercial Paper - Tran Type: COMM PAPER, Start: April 21, 2015, Maturity: April 24, 2015										
4/21/15	MMkt - Bill Invest/Issue	-56,350,000.00	(56,350,000.00)	3	0.40	0.406	0.00	0.00	0.00	
4/24/15	MMkt - Bill Maturity	0.00	56,350,000.00	0	0.40	0.400	1,878.33	0.00	1,878.33	
7/1/15	Closing Balance	0.00	0.00	0	0.40	0.400	0.00	0.00	0.00	
							0.406	1,878.33	0.00	1,878.33
559806 - Commercial Paper - Tran Type: COMM PAPER, Start: April 21, 2015, Maturity: May 19, 2015										
7/1/14	Opening Balance	0.00	0.00	0	0.00	0.000	0.00	0.00	0.00	
4/21/15	MMkt - Bill Invest/Issue	-5,000,000.00	(5,000,000.00)	28	0.63	0.640	0.00	0.00	0.00	
5/19/15	MMkt - Bill Maturity	0.00	5,000,000.00	0	0.63	0.630	2,450.00	0.00	2,450.00	
7/1/15	Closing Balance	0.00	0.00	0	0.63	0.630	0.00	0.00	0.00	
							0.640	2,450.00	0.00	2,450.00
559808 - Commercial Paper - Tran Type: COMM PAPER, Start: April 21, 2015, Maturity: May 19, 2015										
7/1/14	Opening Balance	0.00	0.00	0	0.00	0.000	0.00	0.00	0.00	
4/21/15	MMkt - Bill Invest/Issue	-60,000,000.00	(60,000,000.00)	28	0.55	0.559	0.00	0.00	0.00	
5/19/15	MMkt - Bill Maturity	0.00	60,000,000.00	0	0.55	0.550	25,666.65	0.00	25,666.65	
7/1/15	Closing Balance	0.00	0.00	0	0.55	0.550	0.00	0.00	0.00	
							0.559	25,666.65	0.00	25,666.65
559809 - Commercial Paper - Tran Type: COMM PAPER, Start: April 21, 2015, Maturity: April 29, 2015										
7/1/14	Opening Balance	0.00	0.00	0	0.00	0.000	0.00	0.00	0.00	
4/21/15	MMkt - Bill Invest/Issue	-6,800,000.00	(6,800,000.00)	8	0.40	0.406	0.00	0.00	0.00	
4/29/15	MMkt - Bill Maturity	0.00	6,800,000.00	0	0.40	0.400	604.45	0.00	604.45	
7/1/15	Closing Balance	0.00	0.00	0	0.40	0.400	0.00	0.00	0.00	
							0.406	604.45	0.00	604.45
560003 - Commercial Paper - Tran Type: COMM PAPER, Start: April 22, 2015, Maturity: May 22, 2015										
7/1/14	Opening Balance	0.00	0.00	0	0.00	0.000	0.00	0.00	0.00	
4/22/15	MMkt - Bill Invest/Issue	-30,000,000.00	(30,000,000.00)	30	0.65	0.660	0.00	0.00	0.00	
5/22/15	MMkt - Bill Maturity	0.00	30,000,000.00	0	0.65	0.650	16,249.99	0.00	16,249.99	
7/1/15	Closing Balance	0.00	0.00	0	0.65	0.650	0.00	0.00	0.00	
							0.660	16,249.99	0.00	16,249.99
560004 - Commercial Paper - Tran Type: COMM PAPER, Start: April 22, 2015, Maturity: May 22, 2015										
7/1/14	Opening Balance	0.00	0.00	0	0.00	0.000	0.00	0.00	0.00	
4/22/15	MMkt - Bill Invest/Issue	-28,000,000.00	(28,000,000.00)	30	0.65	0.660	0.00	0.00	0.00	

Return on Investment - Detail - AST

Between: July 1, 2014 and July 1, 2015

Printed: June 30, 2015 3:13 pm

Cash Flow Date	Transaction Description	Orig Curr Balance	Local Currency Equivalent ()							
			Principal Movement	Days	Yield	Adj Yield	Premium/ (Discount)	Interest	Total Cost	
Arkansas State Treasury (Con't)										
Commercial Paper Disc Note Invest (Con't)										
560004 - Commercial Paper - Tran Type: COMM PAPER, Start: April 22, 2015, Maturity: May 22, 2015										
5/22/15	MMkt - Bill Maturity	0.00	28,000,000.00	0	0.65	0.650	15,166.66	0.00	15,166.66	
7/1/15	Closing Balance	0.00	0.00	0	0.65	0.650	0.00	0.00	0.00	
							0.660	15,166.66	0.00	15,166.66
560005 - Commercial Paper - Tran Type: COMM PAPER, Start: April 22, 2015, Maturity: April 23, 2015										
7/1/14	Opening Balance	0.00	0.00	0	0.00	0.000	0.00	0.00	0.00	
4/22/15	MMkt - Bill Invest/Issue	-40,000,000.00	(40,000,000.00)	1	0.45	0.457	0.00	0.00	0.00	
4/23/15	MMkt - Bill Maturity	0.00	40,000,000.00	0	0.45	0.450	500.00	0.00	500.00	
7/1/15	Closing Balance	0.00	0.00	0	0.45	0.450	0.00	0.00	0.00	
							0.457	500.00	0.00	500.00
560409 - Commercial Paper - Tran Type: COMM PAPER, Start: April 23, 2015, Maturity: April 24, 2015										
7/1/14	Opening Balance	0.00	0.00	0	0.00	0.000	0.00	0.00	0.00	
4/23/15	MMkt - Bill Invest/Issue	-88,000,000.00	(88,000,000.00)	1	0.10	0.101	0.00	0.00	0.00	
4/24/15	MMkt - Bill Maturity	0.00	88,000,000.00	0	0.10	0.100	244.44	0.00	244.44	
7/1/15	Closing Balance	0.00	0.00	0	0.10	0.100	0.00	0.00	0.00	
							0.101	244.44	0.00	244.44
560410 - Commercial Paper - Tran Type: COMM PAPER, Start: April 23, 2015, Maturity: May 6, 2015										
7/1/14	Opening Balance	0.00	0.00	0	0.00	0.000	0.00	0.00	0.00	
4/23/15	MMkt - Bill Invest/Issue	-2,851,000.00	(2,851,000.00)	13	0.50	0.508	0.00	0.00	0.00	
5/6/15	MMkt - Bill Maturity	0.00	2,851,000.00	0	0.50	0.500	514.76	0.00	514.76	
7/1/15	Closing Balance	0.00	0.00	0	0.50	0.500	0.00	0.00	0.00	
							0.508	514.76	0.00	514.76
560411 - Commercial Paper - Tran Type: COMM PAPER, Start: April 23, 2015, Maturity: April 24, 2015										
7/1/14	Opening Balance	0.00	0.00	0	0.00	0.000	0.00	0.00	0.00	
4/23/15	MMkt - Bill Invest/Issue	-4,000,000.00	(4,000,000.00)	1	0.35	0.355	0.00	0.00	0.00	
4/24/15	MMkt - Bill Maturity	0.00	4,000,000.00	0	0.35	0.350	38.89	0.00	38.89	
7/1/15	Closing Balance	0.00	0.00	0	0.35	0.350	0.00	0.00	0.00	
							0.355	38.89	0.00	38.89
560413 - Commercial Paper - Tran Type: COMM PAPER, Start: April 23, 2015, Maturity: April 24, 2015										
7/1/14	Opening Balance	0.00	0.00	0	0.00	0.000	0.00	0.00	0.00	
4/23/15	MMkt - Bill Invest/Issue	-1,443,000.00	(1,443,000.00)	1	0.38	0.386	0.00	0.00	0.00	
4/24/15	MMkt - Bill Maturity	0.00	1,443,000.00	0	0.38	0.380	15.23	0.00	15.23	

Return on Investment - Detail - AST

Between: July 1, 2014 and July 1, 2015

Printed: June 30, 2015 3:13 pm

Cash Flow Date	Transaction Description	Orig Curr Balance	Local Currency Equivalent ()							
			Principal Movement	Days	Yield	Adj Yield	Premium/ (Discount)	Interest	Total Cost	
Arkansas State Treasury (Con't)										
Commercial Paper Disc Note Invest (Con't)										
560413 - Commercial Paper - Tran Type: COMM PAPER, Start: April 23, 2015, Maturity: April 24, 2015										
7/1/15	Closing Balance	0.00	0.00	0	0.38	0.380	0.00	0.00	0.00	0.00
						0.386	15.23	0.00	15.23	
560414 - Commercial Paper - Tran Type: COMM PAPER, Start: April 23, 2015, Maturity: April 24, 2015										
7/1/14	Opening Balance	0.00	0.00	0	0.00	0.000	0.00	0.00	0.00	0.00
4/23/15	MMkt - Bill Invest/Issue	-2,000,000.00	(2,000,000.00)	1	0.42	0.426	0.00	0.00	0.00	0.00
4/24/15	MMkt - Bill Maturity	0.00	2,000,000.00	0	0.42	0.420	23.33	0.00	0.00	23.33
7/1/15	Closing Balance	0.00	0.00	0	0.42	0.420	0.00	0.00	0.00	0.00
						0.426	23.33	0.00	23.33	
560415 - Commercial Paper - Tran Type: COMM PAPER, Start: April 23, 2015, Maturity: April 24, 2015										
7/1/14	Opening Balance	0.00	0.00	0	0.00	0.000	0.00	0.00	0.00	0.00
4/23/15	MMkt - Bill Invest/Issue	-14,000,000.00	(14,000,000.00)	1	0.40	0.406	0.00	0.00	0.00	0.00
4/24/15	MMkt - Bill Maturity	0.00	14,000,000.00	0	0.40	0.400	155.56	0.00	0.00	155.56
7/1/15	Closing Balance	0.00	0.00	0	0.40	0.400	0.00	0.00	0.00	0.00
						0.406	155.56	0.00	155.56	
560419 - Commercial Paper - Tran Type: COMM PAPER, Start: April 24, 2015, Maturity: May 26, 2015										
7/1/14	Opening Balance	0.00	0.00	0	0.00	0.000	0.00	0.00	0.00	0.00
4/24/15	MMkt - Bill Invest/Issue	-15,259,000.00	(15,259,000.00)	32	0.58	0.589	0.00	0.00	0.00	0.00
5/26/15	MMkt - Bill Maturity	0.00	15,259,000.00	0	0.58	0.580	7,866.86	0.00	0.00	7,866.86
7/1/15	Closing Balance	0.00	0.00	0	0.58	0.580	0.00	0.00	0.00	0.00
						0.589	7,866.86	0.00	7,866.86	
560420 - Commercial Paper - Tran Type: COMM PAPER, Start: April 24, 2015, Maturity: May 29, 2015										
7/1/14	Opening Balance	0.00	0.00	0	0.00	0.000	0.00	0.00	0.00	0.00
4/24/15	MMkt - Bill Invest/Issue	-31,000,000.00	(31,000,000.00)	35	0.62	0.630	0.00	0.00	0.00	0.00
5/29/15	MMkt - Bill Maturity	0.00	31,000,000.00	0	0.62	0.620	18,686.11	0.00	0.00	18,686.11
7/1/15	Closing Balance	0.00	0.00	0	0.62	0.620	0.00	0.00	0.00	0.00
						0.630	18,686.11	0.00	18,686.11	
560421 - Commercial Paper - Tran Type: COMM PAPER, Start: April 23, 2015, Maturity: April 24, 2015										
7/1/14	Opening Balance	0.00	0.00	0	0.00	0.000	0.00	0.00	0.00	0.00
4/23/15	MMkt - Bill Invest/Issue	-2,339,000.00	(2,339,000.00)	1	0.30	0.304	0.00	0.00	0.00	0.00
4/24/15	MMkt - Bill Maturity	0.00	2,339,000.00	0	0.30	0.300	19.49	0.00	0.00	19.49
7/1/15	Closing Balance	0.00	0.00	0	0.30	0.300	0.00	0.00	0.00	0.00

Return on Investment - Detail - AST

Between: July 1, 2014 and July 1, 2015

Printed: June 30, 2015 3:13 pm

Cash Flow Date	Transaction Description	Orig Curr Balance	Local Currency Equivalent ()							
			Principal Movement	Days	Yield	Adj Yield	Premium/ (Discount)	Interest	Total Cost	
Arkansas State Treasury (Con't)										
Commercial Paper Disc Note Invest (Con't)										
560422 - Commercial Paper - Tran Type: COMM PAPER, Start: February 24, 2015, Maturity: April 24, 2015							0.304	19.49	0.00	19.49
7/1/14	Opening Balance	0.00	0.00	0	0.00	0.000	0.00	0.00	0.00	0.00
2/24/15	MMkt - Bill Invest/Issue	-8,270,000.00	(8,270,000.00)	59	0.42	0.426	0.00	0.00	0.00	0.00
4/24/15	MMkt - Bill Maturity	0.00	8,270,000.00	0	0.42	0.420	5,692.53	0.00	0.00	5,692.53
7/1/15	Closing Balance	0.00	0.00	0	0.42	0.420	0.00	0.00	0.00	0.00
							0.426	5,692.53	0.00	5,692.53
560773 - Commercial Paper - Tran Type: COMM PAPER, Start: April 27, 2015, Maturity: April 28, 2015										
7/1/14	Opening Balance	0.00	0.00	0	0.00	0.000	0.00	0.00	0.00	0.00
4/27/15	MMkt - Bill Invest/Issue	-25,000,000.00	(25,000,000.00)	1	0.13	0.132	0.00	0.00	0.00	0.00
4/28/15	MMkt - Bill Maturity	0.00	25,000,000.00	0	0.13	0.130	90.28	0.00	0.00	90.28
7/1/15	Closing Balance	0.00	0.00	0	0.13	0.130	0.00	0.00	0.00	0.00
							0.132	90.28	0.00	90.28
560774 - Commercial Paper - Tran Type: COMM PAPER, Start: April 27, 2015, Maturity: April 28, 2015										
7/1/14	Opening Balance	0.00	0.00	0	0.00	0.000	0.00	0.00	0.00	0.00
4/27/15	MMkt - Bill Invest/Issue	-2,010,000.00	(2,010,000.00)	1	0.25	0.254	0.00	0.00	0.00	0.00
4/28/15	MMkt - Bill Maturity	0.00	2,010,000.00	0	0.25	0.250	13.96	0.00	0.00	13.96
7/1/15	Closing Balance	0.00	0.00	0	0.25	0.250	0.00	0.00	0.00	0.00
							0.254	13.96	0.00	13.96
560775 - Commercial Paper - Tran Type: COMM PAPER, Start: April 27, 2015, Maturity: April 28, 2015										
7/1/14	Opening Balance	0.00	0.00	0	0.00	0.000	0.00	0.00	0.00	0.00
4/27/15	MMkt - Bill Invest/Issue	-11,554,000.00	(11,554,000.00)	1	0.13	0.132	0.00	0.00	0.00	0.00
4/28/15	MMkt - Bill Maturity	0.00	11,554,000.00	0	0.13	0.130	41.72	0.00	0.00	41.72
7/1/15	Closing Balance	0.00	0.00	0	0.13	0.130	0.00	0.00	0.00	0.00
							0.132	41.72	0.00	41.72
560776 - Commercial Paper - Tran Type: COMM PAPER, Start: April 27, 2015, Maturity: May 21, 2015										
7/1/14	Opening Balance	0.00	0.00	0	0.00	0.000	0.00	0.00	0.00	0.00
4/27/15	MMkt - Bill Invest/Issue	-5,900,000.00	(5,900,000.00)	24	0.50	0.508	0.00	0.00	0.00	0.00
5/21/15	MMkt - Bill Maturity	0.00	5,900,000.00	0	0.50	0.500	1,966.67	0.00	0.00	1,966.67
7/1/15	Closing Balance	0.00	0.00	0	0.50	0.500	0.00	0.00	0.00	0.00
							0.508	1,966.67	0.00	1,966.67
560777 - Commercial Paper - Tran Type: COMM PAPER, Start: April 27, 2015, Maturity: May 20, 2015										

Return on Investment - Detail - AST

Between: July 1, 2014 and July 1, 2015

Printed: June 30, 2015 3:13 pm

Cash Flow Date	Transaction Description	Orig Curr Balance	Local Currency Equivalent ()						
			Principal Movement	Days	Yield	Adj Yield	Premium/ (Discount)	Interest	Total Cost
Arkansas State Treasury (Con't)									
Commercial Paper Disc Note Invest (Con't)									
560777 - Commercial Paper - Tran Type: COMM PAPER, Start: April 27, 2015, Maturity: May 20, 2015									
7/1/14	Opening Balance	0.00	0.00	0	0.00	0.000	0.00	0.00	0.00
4/27/15	MMkt - Bill Invest/Issue	-2,000,000.00	(2,000,000.00)	23	0.50	0.508	0.00	0.00	0.00
5/20/15	MMkt - Bill Maturity	0.00	2,000,000.00	0	0.50	0.500	638.89	0.00	638.89
7/1/15	Closing Balance	0.00	0.00	0	0.50	0.500	0.00	0.00	0.00
						0.508	638.89	0.00	638.89
560779 - Commercial Paper - Tran Type: COMM PAPER, Start: April 27, 2015, Maturity: April 28, 2015									
7/1/14	Opening Balance	0.00	0.00	0	0.00	0.000	0.00	0.00	0.00
4/27/15	MMkt - Bill Invest/Issue	-6,700,000.00	(6,700,000.00)	1	0.35	0.355	0.00	0.00	0.00
4/28/15	MMkt - Bill Maturity	0.00	6,700,000.00	0	0.35	0.350	65.14	0.00	65.14
7/1/15	Closing Balance	0.00	0.00	0	0.35	0.350	0.00	0.00	0.00
						0.355	65.14	0.00	65.14
560780 - Commercial Paper - Tran Type: COMM PAPER, Start: April 27, 2015, Maturity: April 28, 2015									
7/1/14	Opening Balance	0.00	0.00	0	0.00	0.000	0.00	0.00	0.00
4/27/15	MMkt - Bill Invest/Issue	-26,100,000.00	(26,100,000.00)	1	0.35	0.355	0.00	0.00	0.00
4/28/15	MMkt - Bill Maturity	0.00	26,100,000.00	0	0.35	0.350	253.75	0.00	253.75
7/1/15	Closing Balance	0.00	0.00	0	0.35	0.350	0.00	0.00	0.00
						0.355	253.75	0.00	253.75
560781 - Commercial Paper - Tran Type: COMM PAPER, Start: April 27, 2015, Maturity: April 28, 2015									
7/1/14	Opening Balance	0.00	0.00	0	0.00	0.000	0.00	0.00	0.00
4/27/15	MMkt - Bill Invest/Issue	-4,700,000.00	(4,700,000.00)	1	0.37	0.375	0.00	0.00	0.00
4/28/15	MMkt - Bill Maturity	0.00	4,700,000.00	0	0.37	0.370	48.31	0.00	48.31
7/1/15	Closing Balance	0.00	0.00	0	0.37	0.370	0.00	0.00	0.00
						0.375	48.31	0.00	48.31
560782 - Commercial Paper - Tran Type: COMM PAPER, Start: April 27, 2015, Maturity: April 28, 2015									
7/1/14	Opening Balance	0.00	0.00	0	0.00	0.000	0.00	0.00	0.00
4/27/15	MMkt - Bill Invest/Issue	-47,000,000.00	(47,000,000.00)	1	0.38	0.386	0.00	0.00	0.00
4/28/15	MMkt - Bill Maturity	0.00	47,000,000.00	0	0.38	0.380	496.11	0.00	496.11
7/1/15	Closing Balance	0.00	0.00	0	0.38	0.380	0.00	0.00	0.00
						0.386	496.11	0.00	496.11
560783 - Commercial Paper - Tran Type: COMM PAPER, Start: April 27, 2015, Maturity: May 4, 2015									
7/1/14	Opening Balance	0.00	0.00	0	0.00	0.000	0.00	0.00	0.00

Return on Investment - Detail - AST

Between: July 1, 2014 and July 1, 2015

Printed: June 30, 2015 3:13 pm

Cash Flow Date	Transaction Description	Orig Curr Balance	Local Currency Equivalent ()							
			Principal Movement	Days	Yield	Adj Yield	Premium/ (Discount)	Interest	Total Cost	
Arkansas State Treasury (Con't)										
Commercial Paper Disc Note Invest (Con't)										
560783 - Commercial Paper - Tran Type: COMM PAPER, Start: April 27, 2015, Maturity: May 4, 2015										
4/27/15	MMkt - Bill Invest/Issue	-1,000,000.00	(1,000,000.00)	7	0.45	0.457	0.00	0.00	0.00	
5/4/15	MMkt - Bill Maturity	0.00	1,000,000.00	0	0.45	0.450	87.50	0.00	87.50	
7/1/15	Closing Balance	0.00	0.00	0	0.45	0.450	0.00	0.00	0.00	
							0.457	87.50	0.00	87.50
560784 - Commercial Paper - Tran Type: COMM PAPER, Start: April 27, 2015, Maturity: April 28, 2015										
7/1/14	Opening Balance	0.00	0.00	0	0.00	0.000	0.00	0.00	0.00	
4/27/15	MMkt - Bill Invest/Issue	-9,200,000.00	(9,200,000.00)	1	0.40	0.406	0.00	0.00	0.00	
4/28/15	MMkt - Bill Maturity	0.00	9,200,000.00	0	0.40	0.400	102.22	0.00	102.22	
7/1/15	Closing Balance	0.00	0.00	0	0.40	0.400	0.00	0.00	0.00	
							0.406	102.22	0.00	102.22
560786 - Commercial Paper - Tran Type: COMM PAPER, Start: April 27, 2015, Maturity: May 26, 2015										
7/1/14	Opening Balance	0.00	0.00	0	0.00	0.000	0.00	0.00	0.00	
4/27/15	MMkt - Bill Invest/Issue	-12,000,000.00	(12,000,000.00)	29	0.61	0.620	0.00	0.00	0.00	
5/26/15	MMkt - Bill Maturity	0.00	12,000,000.00	0	0.61	0.610	5,896.67	0.00	5,896.67	
7/1/15	Closing Balance	0.00	0.00	0	0.61	0.610	0.00	0.00	0.00	
							0.620	5,896.67	0.00	5,896.67
560787 - Commercial Paper - Tran Type: COMM PAPER, Start: April 27, 2015, Maturity: May 5, 2015										
7/1/14	Opening Balance	0.00	0.00	0	0.00	0.000	0.00	0.00	0.00	
4/27/15	MMkt - Bill Invest/Issue	-1,700,000.00	(1,700,000.00)	8	0.50	0.508	0.00	0.00	0.00	
5/5/15	MMkt - Bill Maturity	0.00	1,700,000.00	0	0.50	0.500	188.89	0.00	188.89	
7/1/15	Closing Balance	0.00	0.00	0	0.50	0.500	0.00	0.00	0.00	
							0.508	188.89	0.00	188.89
560788 - Commercial Paper - Tran Type: COMM PAPER, Start: April 27, 2015, Maturity: May 8, 2015										
7/1/14	Opening Balance	0.00	0.00	0	0.00	0.000	0.00	0.00	0.00	
4/27/15	MMkt - Bill Invest/Issue	-30,000,000.00	(30,000,000.00)	11	0.50	0.508	0.00	0.00	0.00	
5/8/15	MMkt - Bill Maturity	0.00	30,000,000.00	0	0.50	0.500	4,583.33	0.00	4,583.33	
7/1/15	Closing Balance	0.00	0.00	0	0.50	0.500	0.00	0.00	0.00	
							0.508	4,583.33	0.00	4,583.33
560790 - Commercial Paper - Tran Type: COMM PAPER, Start: April 27, 2015, Maturity: April 28, 2015										
7/1/14	Opening Balance	0.00	0.00	0	0.00	0.000	0.00	0.00	0.00	
4/27/15	MMkt - Bill Invest/Issue	-1,881,000.00	(1,881,000.00)	1	0.42	0.426	0.00	0.00	0.00	

Return on Investment - Detail - AST

Between: July 1, 2014 and July 1, 2015

Printed: June 30, 2015 3:13 pm

Cash Flow Date	Transaction Description	Orig Curr Balance	Local Currency Equivalent ()							
			Principal Movement	Days	Yield	Adj Yield	Premium/ (Discount)	Interest	Total Cost	
Arkansas State Treasury (Con't)										
Commercial Paper Disc Note Invest (Con't)										
560790 - Commercial Paper - Tran Type: COMM PAPER, Start: April 27, 2015, Maturity: April 28, 2015										
4/28/15	MMkt - Bill Maturity	0.00	1,881,000.00	0	0.42	0.420	21.95	0.00	21.95	
7/1/15	Closing Balance	0.00	0.00	0	0.42	0.420	0.00	0.00	0.00	
							0.426	21.95	0.00	21.95
560793 - Commercial Paper - Tran Type: COMM PAPER, Start: April 28, 2015, Maturity: May 28, 2015										
7/1/14	Opening Balance	0.00	0.00	0	0.00	0.000	0.00	0.00	0.00	
4/28/15	MMkt - Bill Invest/Issue	-4,425,000.00	(4,425,000.00)	30	0.55	0.559	0.00	0.00	0.00	
5/28/15	MMkt - Bill Maturity	0.00	4,425,000.00	0	0.55	0.550	2,028.12	0.00	2,028.12	
7/1/15	Closing Balance	0.00	0.00	0	0.55	0.550	0.00	0.00	0.00	
							0.559	2,028.12	0.00	2,028.12
560795 - Commercial Paper - Tran Type: COMM PAPER, Start: April 28, 2015, Maturity: June 22, 2015										
7/1/14	Opening Balance	0.00	0.00	0	0.00	0.000	0.00	0.00	0.00	
4/28/15	MMkt - Bill Invest/Issue	-4,534,000.00	(4,534,000.00)	55	0.59	0.599	0.00	0.00	0.00	
6/22/15	MMkt - Bill Maturity	0.00	4,534,000.00	0	0.59	0.591	4,086.90	0.00	4,086.90	
7/1/15	Closing Balance	0.00	0.00	0	0.59	0.591	0.00	0.00	0.00	
							0.599	4,086.90	0.00	4,086.90
560796 - Commercial Paper - Tran Type: COMM PAPER, Start: April 28, 2015, Maturity: May 29, 2015										
7/1/14	Opening Balance	0.00	0.00	0	0.00	0.000	0.00	0.00	0.00	
4/28/15	MMkt - Bill Invest/Issue	-30,000,000.00	(30,000,000.00)	31	0.67	0.681	0.00	0.00	0.00	
5/29/15	MMkt - Bill Maturity	0.00	30,000,000.00	0	0.67	0.670	17,308.34	0.00	17,308.34	
7/1/15	Closing Balance	0.00	0.00	0	0.67	0.670	0.00	0.00	0.00	
							0.681	17,308.34	0.00	17,308.34
560797 - Commercial Paper - Tran Type: COMM PAPER, Start: April 28, 2015, Maturity: May 12, 2015										
7/1/14	Opening Balance	0.00	0.00	0	0.00	0.000	0.00	0.00	0.00	
4/28/15	MMkt - Bill Invest/Issue	-50,000,000.00	(50,000,000.00)	14	0.53	0.538	0.00	0.00	0.00	
5/12/15	MMkt - Bill Maturity	0.00	50,000,000.00	0	0.53	0.530	10,305.55	0.00	10,305.55	
7/1/15	Closing Balance	0.00	0.00	0	0.53	0.530	0.00	0.00	0.00	
							0.538	10,305.55	0.00	10,305.55
560798 - Commercial Paper - Tran Type: COMM PAPER, Start: April 16, 2015, Maturity: June 8, 2015										
7/1/14	Opening Balance	0.00	0.00	0	0.00	0.000	0.00	0.00	0.00	
4/16/15	MMkt - Bill Invest/Issue	-5,000,000.00	(5,000,000.00)	53	0.60	0.610	0.00	0.00	0.00	
6/8/15	MMkt - Bill Maturity	0.00	5,000,000.00	0	0.60	0.601	4,416.66	0.00	4,416.66	

Return on Investment - Detail - AST

Between: July 1, 2014 and July 1, 2015

Printed: June 30, 2015 3:13 pm

Cash Flow Date	Transaction Description	Orig Curr Balance	Local Currency Equivalent ()							
			Principal Movement	Days	Yield	Adj Yield	Premium/ (Discount)	Interest	Total Cost	
Arkansas State Treasury (Con't)										
Commercial Paper Disc Note Invest (Con't)										
560798 - Commercial Paper - Tran Type: COMM PAPER, Start: April 16, 2015, Maturity: June 8, 2015										
7/1/15	Closing Balance	0.00	0.00	0	0.60	0.601	0.00	0.00	0.00	0.00
							0.610	4,416.66	0.00	4,416.66
560799 - Commercial Paper - Tran Type: COMM PAPER, Start: April 16, 2015, Maturity: April 17, 2015										
7/1/14	Opening Balance	0.00	0.00	0	0.00	0.000	0.00	0.00	0.00	0.00
4/16/15	MMkt - Bill Invest/Issue	-37,000,000.00	(37,000,000.00)	1	0.43	0.436	0.00	0.00	0.00	0.00
4/17/15	MMkt - Bill Maturity	0.00	37,000,000.00	0	0.43	0.430	441.94	0.00	0.00	441.94
7/1/15	Closing Balance	0.00	0.00	0	0.43	0.430	0.00	0.00	0.00	0.00
							0.436	441.94	0.00	441.94
560805 - Commercial Paper - Tran Type: COMM PAPER, Start: April 20, 2015, Maturity: May 20, 2015										
7/1/14	Opening Balance	0.00	0.00	0	0.00	0.000	0.00	0.00	0.00	0.00
4/20/15	MMkt - Bill Invest/Issue	-25,000,000.00	(25,000,000.00)	30	0.67	0.681	0.00	0.00	0.00	0.00
5/20/15	MMkt - Bill Maturity	0.00	25,000,000.00	0	0.67	0.670	13,958.33	0.00	0.00	13,958.33
7/1/15	Closing Balance	0.00	0.00	0	0.67	0.670	0.00	0.00	0.00	0.00
							0.681	13,958.33	0.00	13,958.33
561001 - JP Morgan Chase - Tran Type: COMM PAPER, Start: April 29, 2015, Maturity: July 31, 2015										
7/1/14	Opening Balance	0.00	0.00	0	0.00	0.000	0.00	0.00	0.00	0.00
4/29/15	MMkt - Bill Invest/Issue	-50,000,000.00	(50,000,000.00)	63	0.72	0.732	0.00	0.00	0.00	0.00
7/1/15	Closing Balance	-50,000,000.00	(50,000,000.00)	0	0.72	0.732	62,962.14	0.00	0.00	62,962.14
							0.732	62,962.14	0.00	62,962.14
561002 - Commercial Paper - Tran Type: COMM PAPER, Start: April 29, 2015, Maturity: April 30, 2015										
7/1/14	Opening Balance	0.00	0.00	0	0.00	0.000	0.00	0.00	0.00	0.00
4/29/15	MMkt - Bill Invest/Issue	-35,000,000.00	(35,000,000.00)	1	0.35	0.355	0.00	0.00	0.00	0.00
4/30/15	MMkt - Bill Maturity	0.00	35,000,000.00	0	0.35	0.350	340.28	0.00	0.00	340.28
7/1/15	Closing Balance	0.00	0.00	0	0.35	0.350	0.00	0.00	0.00	0.00
							0.355	340.28	0.00	340.28
561003 - Commercial Paper - Tran Type: COMM PAPER, Start: April 29, 2015, Maturity: May 29, 2015										
7/1/14	Opening Balance	0.00	0.00	0	0.00	0.000	0.00	0.00	0.00	0.00
4/29/15	MMkt - Bill Invest/Issue	-7,000,000.00	(7,000,000.00)	30	0.58	0.589	0.00	0.00	0.00	0.00
5/29/15	MMkt - Bill Maturity	0.00	7,000,000.00	0	0.58	0.580	3,383.33	0.00	0.00	3,383.33
7/1/15	Closing Balance	0.00	0.00	0	0.58	0.580	0.00	0.00	0.00	0.00
							0.589	3,383.33	0.00	3,383.33

Return on Investment - Detail - AST

Between: July 1, 2014 and July 1, 2015

Printed: June 30, 2015 3:13 pm

Cash Flow Date	Transaction Description	Orig Curr Balance	Local Currency Equivalent ()						
			Principal Movement	Days	Yield	Adj Yield	Premium/ (Discount)	Interest	Total Cost
Arkansas State Treasury (Con't)									
Commercial Paper Disc Note Invest (Con't)									
561165 - Commercial Paper - Tran Type: COMM PAPER, Start: April 30, 2015, Maturity: May 1, 2015									
7/1/14	Opening Balance	0.00	0.00	0	0.00	0.000	0.00	0.00	0.00
4/30/15	MMkt - Bill Invest/Issue	-24,500,000.00	(24,500,000.00)	1	0.35	0.355	0.00	0.00	0.00
5/1/15	MMkt - Bill Maturity	0.00	24,500,000.00	0	0.35	0.350	238.19	0.00	238.19
7/1/15	Closing Balance	0.00	0.00	0	0.35	0.350	0.00	0.00	0.00
						0.355	238.19	0.00	238.19
561166 - Commercial Paper - Tran Type: COMM PAPER, Start: April 30, 2015, Maturity: May 1, 2015									
7/1/14	Opening Balance	0.00	0.00	0	0.00	0.000	0.00	0.00	0.00
4/30/15	MMkt - Bill Invest/Issue	-6,000,000.00	(6,000,000.00)	1	0.35	0.355	0.00	0.00	0.00
5/1/15	MMkt - Bill Maturity	0.00	6,000,000.00	0	0.35	0.350	58.33	0.00	58.33
7/1/15	Closing Balance	0.00	0.00	0	0.35	0.350	0.00	0.00	0.00
						0.355	58.33	0.00	58.33
561167 - Commercial Paper - Tran Type: COMM PAPER, Start: April 30, 2015, Maturity: May 1, 2015									
7/1/14	Opening Balance	0.00	0.00	0	0.00	0.000	0.00	0.00	0.00
4/30/15	MMkt - Bill Invest/Issue	-9,600,000.00	(9,600,000.00)	1	0.35	0.355	0.00	0.00	0.00
5/1/15	MMkt - Bill Maturity	0.00	9,600,000.00	0	0.35	0.350	93.33	0.00	93.33
7/1/15	Closing Balance	0.00	0.00	0	0.35	0.350	0.00	0.00	0.00
						0.355	93.33	0.00	93.33
561168 - Commercial Paper - Tran Type: COMM PAPER, Start: April 30, 2015, Maturity: May 1, 2015									
7/1/14	Opening Balance	0.00	0.00	0	0.00	0.000	0.00	0.00	0.00
4/30/15	MMkt - Bill Invest/Issue	-16,500,000.00	(16,500,000.00)	1	0.40	0.406	0.00	0.00	0.00
5/1/15	MMkt - Bill Maturity	0.00	16,500,000.00	0	0.40	0.400	183.33	0.00	183.33
7/1/15	Closing Balance	0.00	0.00	0	0.40	0.400	0.00	0.00	0.00
						0.406	183.33	0.00	183.33
561169 - Commercial Paper - Tran Type: COMM PAPER, Start: April 30, 2015, Maturity: May 1, 2015									
7/1/14	Opening Balance	0.00	0.00	0	0.00	0.000	0.00	0.00	0.00
4/30/15	MMkt - Bill Invest/Issue	-6,000,000.00	(6,000,000.00)	1	0.35	0.355	0.00	0.00	0.00
5/1/15	MMkt - Bill Maturity	0.00	6,000,000.00	0	0.35	0.350	58.33	0.00	58.33
7/1/15	Closing Balance	0.00	0.00	0	0.35	0.350	0.00	0.00	0.00
						0.355	58.33	0.00	58.33
561170 - Commercial Paper - Tran Type: COMM PAPER, Start: April 30, 2015, Maturity: May 1, 2015									
7/1/14	Opening Balance	0.00	0.00	0	0.00	0.000	0.00	0.00	0.00

Return on Investment - Detail - AST

Between: July 1, 2014 and July 1, 2015

Printed: June 30, 2015 3:13 pm

Cash Flow Date	Transaction Description	Orig Curr Balance	Local Currency Equivalent ()							
			Principal Movement	Days	Yield	Adj Yield	Premium/ (Discount)	Interest	Total Cost	
Arkansas State Treasury (Con't)										
Commercial Paper Disc Note Invest (Con't)										
561170 - Commercial Paper - Tran Type: COMM PAPER, Start: April 30, 2015, Maturity: May 1, 2015										
4/30/15	MMkt - Bill Invest/Issue	-18,450,000.00	(18,450,000.00)	1	0.35	0.355	0.00	0.00	0.00	
5/1/15	MMkt - Bill Maturity	0.00	18,450,000.00	0	0.35	0.350	179.37	0.00	179.37	
7/1/15	Closing Balance	0.00	0.00	0	0.35	0.350	0.00	0.00	0.00	
							0.355	179.37	0.00	179.37
561171 - Commercial Paper - Tran Type: COMM PAPER, Start: April 30, 2015, Maturity: May 1, 2015										
7/1/14	Opening Balance	0.00	0.00	0	0.00	0.000	0.00	0.00	0.00	
4/30/15	MMkt - Bill Invest/Issue	-5,500,000.00	(5,500,000.00)	1	0.35	0.355	0.00	0.00	0.00	
5/1/15	MMkt - Bill Maturity	0.00	5,500,000.00	0	0.35	0.350	53.47	0.00	53.47	
7/1/15	Closing Balance	0.00	0.00	0	0.35	0.350	0.00	0.00	0.00	
							0.355	53.47	0.00	53.47
561173 - Commercial Paper - Tran Type: COMM PAPER, Start: April 30, 2015, Maturity: May 1, 2015										
7/1/14	Opening Balance	0.00	0.00	0	0.00	0.000	0.00	0.00	0.00	
4/30/15	MMkt - Bill Invest/Issue	-17,000,000.00	(17,000,000.00)	1	0.35	0.355	0.00	0.00	0.00	
5/1/15	MMkt - Bill Maturity	0.00	17,000,000.00	0	0.35	0.350	165.28	0.00	165.28	
7/1/15	Closing Balance	0.00	0.00	0	0.35	0.350	0.00	0.00	0.00	
							0.355	165.28	0.00	165.28
561175 - Commercial Paper - Tran Type: COMM PAPER, Start: April 30, 2015, Maturity: May 1, 2015										
7/1/14	Opening Balance	0.00	0.00	0	0.00	0.000	0.00	0.00	0.00	
4/30/15	MMkt - Bill Invest/Issue	-4,800,000.00	(4,800,000.00)	1	0.40	0.406	0.00	0.00	0.00	
5/1/15	MMkt - Bill Maturity	0.00	4,800,000.00	0	0.40	0.400	53.33	0.00	53.33	
7/1/15	Closing Balance	0.00	0.00	0	0.40	0.400	0.00	0.00	0.00	
							0.406	53.33	0.00	53.33
561402 - Commercial Paper - Tran Type: COMM PAPER, Start: May 1, 2015, Maturity: May 4, 2015										
7/1/14	Opening Balance	0.00	0.00	0	0.00	0.000	0.00	0.00	0.00	
5/1/15	MMkt - Bill Invest/Issue	-44,000,000.00	(44,000,000.00)	3	0.45	0.457	0.00	0.00	0.00	
5/4/15	MMkt - Bill Maturity	0.00	44,000,000.00	0	0.45	0.450	1,650.00	0.00	1,650.00	
7/1/15	Closing Balance	0.00	0.00	0	0.45	0.450	0.00	0.00	0.00	
							0.457	1,650.00	0.00	1,650.00
561540 - Commercial Paper - Tran Type: COMM PAPER, Start: May 4, 2015, Maturity: May 5, 2015										
7/1/14	Opening Balance	0.00	0.00	0	0.00	0.000	0.00	0.00	0.00	
5/4/15	MMkt - Bill Invest/Issue	-14,000,000.00	(14,000,000.00)	1	0.37	0.375	0.00	0.00	0.00	

Return on Investment - Detail - AST

Between: July 1, 2014 and July 1, 2015

Printed: June 30, 2015 3:13 pm

Cash Flow Date	Transaction Description	Orig Curr Balance	Local Currency Equivalent ()						
			Principal Movement	Days	Yield	Adj Yield	Premium/ (Discount)	Interest	Total Cost
Arkansas State Treasury (Con't)									
Commercial Paper Disc Note Invest (Con't)									
561540 - Commercial Paper - Tran Type: COMM PAPER, Start: May 4, 2015, Maturity: May 5, 2015									
5/5/15	MMkt - Bill Maturity	0.00	14,000,000.00	0	0.37	0.370	143.89	0.00	143.89
7/1/15	Closing Balance	0.00	0.00	0	0.37	0.370	0.00	0.00	0.00
						0.375	143.89	0.00	143.89
561541 - Commercial Paper - Tran Type: COMM PAPER, Start: May 4, 2015, Maturity: May 5, 2015									
7/1/14	Opening Balance	0.00	0.00	0	0.00	0.000	0.00	0.00	0.00
5/4/15	MMkt - Bill Invest/Issue	-14,000,000.00	(14,000,000.00)	1	0.37	0.375	0.00	0.00	0.00
5/5/15	MMkt - Bill Maturity	0.00	14,000,000.00	0	0.37	0.370	143.89	0.00	143.89
7/1/15	Closing Balance	0.00	0.00	0	0.37	0.370	0.00	0.00	0.00
						0.375	143.89	0.00	143.89
561542 - Commercial Paper - Tran Type: COMM PAPER, Start: May 4, 2015, Maturity: May 29, 2015									
7/1/14	Opening Balance	0.00	0.00	0	0.00	0.000	0.00	0.00	0.00
5/4/15	MMkt - Bill Invest/Issue	-16,486,000.00	(16,486,000.00)	25	0.57	0.579	0.00	0.00	0.00
5/29/15	MMkt - Bill Maturity	0.00	16,486,000.00	0	0.57	0.570	6,525.71	0.00	6,525.71
7/1/15	Closing Balance	0.00	0.00	0	0.57	0.570	0.00	0.00	0.00
						0.579	6,525.71	0.00	6,525.71
561543 - Commercial Paper - Tran Type: COMM PAPER, Start: May 4, 2015, Maturity: May 5, 2015									
7/1/14	Opening Balance	0.00	0.00	0	0.00	0.000	0.00	0.00	0.00
5/4/15	MMkt - Bill Invest/Issue	-11,000,000.00	(11,000,000.00)	1	0.40	0.406	0.00	0.00	0.00
5/5/15	MMkt - Bill Maturity	0.00	11,000,000.00	0	0.40	0.400	122.22	0.00	122.22
7/1/15	Closing Balance	0.00	0.00	0	0.40	0.400	0.00	0.00	0.00
						0.406	122.22	0.00	122.22
561544 - Commercial Paper - Tran Type: COMM PAPER, Start: May 4, 2015, Maturity: May 5, 2015									
7/1/14	Opening Balance	0.00	0.00	0	0.00	0.000	0.00	0.00	0.00
5/4/15	MMkt - Bill Invest/Issue	-46,000,000.00	(46,000,000.00)	1	0.45	0.457	0.00	0.00	0.00
5/5/15	MMkt - Bill Maturity	0.00	46,000,000.00	0	0.45	0.450	575.00	0.00	575.00
7/1/15	Closing Balance	0.00	0.00	0	0.45	0.450	0.00	0.00	0.00
						0.457	575.00	0.00	575.00
561545 - BOA Securities, LLC MM - Tran Type: COMM PAPER, Start: May 4, 2015, Maturity: July 6, 2015									
7/1/14	Opening Balance	0.00	0.00	0	0.00	0.000	0.00	0.00	0.00
5/4/15	MMkt - Bill Invest/Issue	-20,000,000.00	(20,000,000.00)	58	0.71	0.722	0.00	0.00	0.00
7/1/15	Closing Balance	-20,000,000.00	(20,000,000.00)	0	0.71	0.722	22,875.52	0.00	22,875.52

Return on Investment - Detail - AST

Between: July 1, 2014 and July 1, 2015

Printed: June 30, 2015 3:13 pm

Cash Flow Date	Transaction Description	Orig Curr Balance	Local Currency Equivalent ()							
			Principal Movement	Days	Yield	Adj Yield	Premium/ (Discount)	Interest	Total Cost	
Arkansas State Treasury (Con't)										
Commercial Paper Disc Note Invest (Con't)										
561710 - Commercial Paper - Tran Type: COMM PAPER, Start: April 27, 2015, Maturity: May 20, 2015										
7/1/14	Opening Balance	0.00	0.00	0	0.00	0.000	0.00	0.00	0.00	0.00
4/27/15	MMkt - Bill Invest/Issue	-1,500,000.00	(1,500,000.00)	23	0.55	0.559	0.00	0.00	0.00	0.00
5/20/15	MMkt - Bill Maturity	0.00	1,500,000.00	0	0.55	0.550	527.08	0.00	0.00	527.08
7/1/15	Closing Balance	0.00	0.00	0	0.55	0.550	0.00	0.00	0.00	0.00
							0.722	22,875.52	0.00	22,875.52
561723 - Commercial Paper - Tran Type: COMM PAPER, Start: May 5, 2015, Maturity: May 6, 2015										
7/1/14	Opening Balance	0.00	0.00	0	0.00	0.000	0.00	0.00	0.00	0.00
5/5/15	MMkt - Bill Invest/Issue	-30,000,000.00	(30,000,000.00)	1	0.35	0.355	0.00	0.00	0.00	0.00
5/6/15	MMkt - Bill Maturity	0.00	30,000,000.00	0	0.35	0.350	291.67	0.00	0.00	291.67
7/1/15	Closing Balance	0.00	0.00	0	0.35	0.350	0.00	0.00	0.00	0.00
							0.559	527.08	0.00	527.08
561724 - Commercial Paper - Tran Type: COMM PAPER, Start: May 5, 2015, Maturity: May 6, 2015										
7/1/14	Opening Balance	0.00	0.00	0	0.00	0.000	0.00	0.00	0.00	0.00
5/5/15	MMkt - Bill Invest/Issue	-40,000,000.00	(40,000,000.00)	1	0.45	0.457	0.00	0.00	0.00	0.00
5/6/15	MMkt - Bill Maturity	0.00	40,000,000.00	0	0.45	0.450	500.00	0.00	0.00	500.00
7/1/15	Closing Balance	0.00	0.00	0	0.45	0.450	0.00	0.00	0.00	0.00
							0.355	291.67	0.00	291.67
561725 - Commercial Paper - Tran Type: COMM PAPER, Start: May 5, 2015, Maturity: May 11, 2015										
7/1/14	Opening Balance	0.00	0.00	0	0.00	0.000	0.00	0.00	0.00	0.00
5/5/15	MMkt - Bill Invest/Issue	-10,812,000.00	(10,812,000.00)	6	0.40	0.406	0.00	0.00	0.00	0.00
5/11/15	MMkt - Bill Maturity	0.00	10,812,000.00	0	0.40	0.400	720.80	0.00	0.00	720.80
7/1/15	Closing Balance	0.00	0.00	0	0.40	0.400	0.00	0.00	0.00	0.00
							0.457	500.00	0.00	500.00
561726 - Commercial Paper - Tran Type: COMM PAPER, Start: May 5, 2015, Maturity: May 29, 2015										
7/1/14	Opening Balance	0.00	0.00	0	0.00	0.000	0.00	0.00	0.00	0.00
5/5/15	MMkt - Bill Invest/Issue	-8,500,000.00	(8,500,000.00)	24	0.54	0.548	0.00	0.00	0.00	0.00
5/29/15	MMkt - Bill Maturity	0.00	8,500,000.00	0	0.54	0.540	3,060.00	0.00	0.00	3,060.00
7/1/15	Closing Balance	0.00	0.00	0	0.54	0.540	0.00	0.00	0.00	0.00
							0.406	720.80	0.00	720.80
562143 - JP Morgan Chase - Tran Type: COMM PAPER, Start: May 6, 2015, Maturity: July 1, 2015										
							0.548	3,060.00	0.00	3,060.00

Return on Investment - Detail - AST

Between: July 1, 2014 and July 1, 2015

Printed: June 30, 2015 3:13 pm

Cash Flow Date	Transaction Description	Orig Curr Balance	Local Currency Equivalent ()						
			Principal Movement	Days	Yield	Adj Yield	Premium/ (Discount)	Interest	Total Cost
Arkansas State Treasury (Con't)									
Commercial Paper Disc Note Invest (Con't)									
562143 - JP Morgan Chase - Tran Type: COMM PAPER, Start: May 6, 2015, Maturity: July 1, 2015									
7/1/14	Opening Balance	0.00	0.00	0	0.00	0.000	0.00	0.00	0.00
5/6/15	MMkt - Bill Invest/Issue	-20,000,000.00	(20,000,000.00)	56	0.71	0.722	0.00	0.00	0.00
7/1/15	Closing Balance	-20,000,000.00	(20,000,000.00)	0	0.71	0.722	22,088.89	0.00	22,088.89
						0.722	22,088.89	0.00	22,088.89
562144 - Commercial Paper - Tran Type: COMM PAPER, Start: May 6, 2015, Maturity: June 8, 2015									
7/1/14	Opening Balance	0.00	0.00	0	0.00	0.000	0.00	0.00	0.00
5/6/15	MMkt - Bill Invest/Issue	-8,000,000.00	(8,000,000.00)	33	0.63	0.640	0.00	0.00	0.00
6/8/15	MMkt - Bill Maturity	0.00	8,000,000.00	0	0.63	0.630	4,620.00	0.00	4,620.00
7/1/15	Closing Balance	0.00	0.00	0	0.63	0.630	0.00	0.00	0.00
						0.640	4,620.00	0.00	4,620.00
562145 - Commercial Paper - Tran Type: COMM PAPER, Start: May 6, 2015, Maturity: May 13, 2015									
7/1/14	Opening Balance	0.00	0.00	0	0.00	0.000	0.00	0.00	0.00
5/6/15	MMkt - Bill Invest/Issue	-2,500,000.00	(2,500,000.00)	7	0.50	0.508	0.00	0.00	0.00
5/13/15	MMkt - Bill Maturity	0.00	2,500,000.00	0	0.50	0.500	243.06	0.00	243.06
7/1/15	Closing Balance	0.00	0.00	0	0.50	0.500	0.00	0.00	0.00
						0.508	243.06	0.00	243.06
562146 - Commercial Paper - Tran Type: COMM PAPER, Start: May 6, 2015, Maturity: May 7, 2015									
7/1/14	Opening Balance	0.00	0.00	0	0.00	0.000	0.00	0.00	0.00
5/6/15	MMkt - Bill Invest/Issue	-2,500,000.00	(2,500,000.00)	1	0.45	0.457	0.00	0.00	0.00
5/7/15	MMkt - Bill Maturity	0.00	2,500,000.00	0	0.45	0.450	31.25	0.00	31.25
7/1/15	Closing Balance	0.00	0.00	0	0.45	0.450	0.00	0.00	0.00
						0.457	31.25	0.00	31.25
562147 - Commercial Paper - Tran Type: COMM PAPER, Start: May 6, 2015, Maturity: May 7, 2015									
7/1/14	Opening Balance	0.00	0.00	0	0.00	0.000	0.00	0.00	0.00
5/6/15	MMkt - Bill Invest/Issue	-20,000,000.00	(20,000,000.00)	1	0.40	0.406	0.00	0.00	0.00
5/7/15	MMkt - Bill Maturity	0.00	20,000,000.00	0	0.40	0.400	222.22	0.00	222.22
7/1/15	Closing Balance	0.00	0.00	0	0.40	0.400	0.00	0.00	0.00
						0.406	222.22	0.00	222.22
562359 - Commercial Paper - Tran Type: COMM PAPER, Start: May 7, 2015, Maturity: May 8, 2015									
7/1/14	Opening Balance	0.00	0.00	0	0.00	0.000	0.00	0.00	0.00
5/7/15	MMkt - Bill Invest/Issue	-53,200,000.00	(53,200,000.00)	1	0.35	0.355	0.00	0.00	0.00

Return on Investment - Detail - AST

Between: July 1, 2014 and July 1, 2015

Printed: June 30, 2015 3:13 pm

Cash Flow Date	Transaction Description	Orig Curr Balance	Local Currency Equivalent ()						
			Principal Movement	Days	Yield	Adj Yield	Premium/ (Discount)	Interest	Total Cost
Arkansas State Treasury (Con't)									
Commercial Paper Disc Note Invest (Con't)									
562359 - Commercial Paper - Tran Type: COMM PAPER, Start: May 7, 2015, Maturity: May 8, 2015									
5/8/15	MMkt - Bill Maturity	0.00	53,200,000.00	0	0.35	0.350	517.22	0.00	517.22
7/1/15	Closing Balance	0.00	0.00	0	0.35	0.350	0.00	0.00	0.00
						0.355	517.22	0.00	517.22
562360 - JP Morgan Chase - Tran Type: COMM PAPER, Start: May 7, 2015, Maturity: August 14, 2015									
7/1/14	Opening Balance	0.00	0.00	0	0.00	0.000	0.00	0.00	0.00
5/7/15	MMkt - Bill Invest/Issue	-60,000,000.00	(60,000,000.00)	55	0.73	0.742	0.00	0.00	0.00
7/1/15	Closing Balance	-60,000,000.00	(60,000,000.00)	0	0.73	0.742	66,856.93	0.00	66,856.93
						0.742	66,856.93	0.00	66,856.93
562361 - Commercial Paper - Tran Type: COMM PAPER, Start: May 7, 2015, Maturity: May 8, 2015									
7/1/14	Opening Balance	0.00	0.00	0	0.00	0.000	0.00	0.00	0.00
5/7/15	MMkt - Bill Invest/Issue	-12,000,000.00	(12,000,000.00)	1	0.50	0.508	0.00	0.00	0.00
5/8/15	MMkt - Bill Maturity	0.00	12,000,000.00	0	0.50	0.500	166.67	0.00	166.67
7/1/15	Closing Balance	0.00	0.00	0	0.50	0.500	0.00	0.00	0.00
						0.508	166.67	0.00	166.67
562362 - Commercial Paper - Tran Type: COMM PAPER, Start: May 7, 2015, Maturity: May 8, 2015									
7/1/14	Opening Balance	0.00	0.00	0	0.00	0.000	0.00	0.00	0.00
5/7/15	MMkt - Bill Invest/Issue	-38,000,000.00	(38,000,000.00)	1	0.45	0.457	0.00	0.00	0.00
5/8/15	MMkt - Bill Maturity	0.00	38,000,000.00	0	0.45	0.450	475.00	0.00	475.00
7/1/15	Closing Balance	0.00	0.00	0	0.45	0.450	0.00	0.00	0.00
						0.457	475.00	0.00	475.00
562363 - Commercial Paper - Tran Type: COMM PAPER, Start: May 8, 2015, Maturity: May 11, 2015									
7/1/14	Opening Balance	0.00	0.00	0	0.00	0.000	0.00	0.00	0.00
5/8/15	MMkt - Bill Invest/Issue	-12,000,000.00	(12,000,000.00)	3	0.42	0.426	0.00	0.00	0.00
5/11/15	MMkt - Bill Maturity	0.00	12,000,000.00	0	0.42	0.420	420.00	0.00	420.00
7/1/15	Closing Balance	0.00	0.00	0	0.42	0.420	0.00	0.00	0.00
						0.426	420.00	0.00	420.00
563089 - Commercial Paper - Tran Type: COMM PAPER, Start: May 14, 2015, Maturity: May 15, 2015									
7/1/14	Opening Balance	0.00	0.00	0	0.00	0.000	0.00	0.00	0.00
5/14/15	MMkt - Bill Invest/Issue	-30,000,000.00	(30,000,000.00)	1	0.35	0.355	0.00	0.00	0.00
5/15/15	MMkt - Bill Maturity	0.00	30,000,000.00	0	0.35	0.350	291.67	0.00	291.67
7/1/15	Closing Balance	0.00	0.00	0	0.35	0.350	0.00	0.00	0.00

Return on Investment - Detail - AST

Between: July 1, 2014 and July 1, 2015

Printed: June 30, 2015 3:13 pm

Cash Flow Date	Transaction Description	Orig Curr Balance	Local Currency Equivalent ()							
			Principal Movement	Days	Yield	Adj Yield	Premium/ (Discount)	Interest	Total Cost	
Arkansas State Treasury (Con't)										
Commercial Paper Disc Note Invest (Con't)										
563529 - Suntrust Capital Markets - Tran Type: COMM PAPER, Start: May 12, 2015, Maturity: July 1, 2015										
7/1/14	Opening Balance	0.00	0.00	0	0.00	0.000	0.00	0.00	0.00	0.00
5/12/15	MMkt - Bill Invest/Issue	-75,000,000.00	(75,000,000.00)	50	0.52	0.528	0.00	0.00	0.00	0.00
7/1/15	Closing Balance	-75,000,000.00	(75,000,000.00)	0	0.52	0.528	54,166.67	0.00	0.00	54,166.67
							0.355	291.67	0.00	291.67
563700 - Commercial Paper - Tran Type: COMM PAPER, Start: May 12, 2015, Maturity: June 19, 2015										
7/1/14	Opening Balance	0.00	0.00	0	0.00	0.000	0.00	0.00	0.00	0.00
5/12/15	MMkt - Bill Invest/Issue	-50,000,000.00	(50,000,000.00)	38	0.43	0.437	0.00	0.00	0.00	0.00
6/19/15	MMkt - Bill Maturity	0.00	50,000,000.00	0	0.43	0.430	22,694.43	0.00	0.00	22,694.43
7/1/15	Closing Balance	0.00	0.00	0	0.43	0.430	0.00	0.00	0.00	0.00
							0.528	54,166.67	0.00	54,166.67
563703 - JP Morgan Chase - Tran Type: COMM PAPER, Start: May 12, 2015, Maturity: August 14, 2015										
7/1/14	Opening Balance	0.00	0.00	0	0.00	0.000	0.00	0.00	0.00	0.00
5/12/15	MMkt - Bill Invest/Issue	-20,000,000.00	(20,000,000.00)	50	0.75	0.763	0.00	0.00	0.00	0.00
7/1/15	Closing Balance	-20,000,000.00	(20,000,000.00)	0	0.75	0.763	20,814.21	0.00	0.00	20,814.21
							0.437	22,694.43	0.00	22,694.43
563704 - Commercial Paper - Tran Type: COMM PAPER, Start: May 12, 2015, Maturity: May 13, 2015										
7/1/14	Opening Balance	0.00	0.00	0	0.00	0.000	0.00	0.00	0.00	0.00
5/12/15	MMkt - Bill Invest/Issue	-10,000,000.00	(10,000,000.00)	1	0.45	0.457	0.00	0.00	0.00	0.00
5/13/15	MMkt - Bill Maturity	0.00	10,000,000.00	0	0.45	0.450	125.00	0.00	0.00	125.00
7/1/15	Closing Balance	0.00	0.00	0	0.45	0.450	0.00	0.00	0.00	0.00
							0.763	20,814.21	0.00	20,814.21
563705 - Commercial Paper - Tran Type: COMM PAPER, Start: May 12, 2015, Maturity: June 11, 2015										
7/1/14	Opening Balance	0.00	0.00	0	0.00	0.000	0.00	0.00	0.00	0.00
5/12/15	MMkt - Bill Invest/Issue	-7,500,000.00	(7,500,000.00)	30	0.56	0.569	0.00	0.00	0.00	0.00
6/11/15	MMkt - Bill Maturity	0.00	7,500,000.00	0	0.56	0.560	3,500.00	0.00	0.00	3,500.00
7/1/15	Closing Balance	0.00	0.00	0	0.56	0.560	0.00	0.00	0.00	0.00
							0.457	125.00	0.00	125.00
563706 - Commercial Paper - Tran Type: COMM PAPER, Start: May 12, 2015, Maturity: June 30, 2015										
7/1/14	Opening Balance	0.00	0.00	0	0.00	0.000	0.00	0.00	0.00	0.00
5/12/15	MMkt - Bill Invest/Issue	-3,196,000.00	(3,196,000.00)	49	0.65	0.660	0.00	0.00	0.00	0.00
							0.569	3,500.00	0.00	3,500.00

Return on Investment - Detail - AST

Between: July 1, 2014 and July 1, 2015

Printed: June 30, 2015 3:13 pm

Cash Flow Date	Transaction Description	Orig Curr Balance	Local Currency Equivalent ()							
			Principal Movement	Days	Yield	Adj Yield	Premium/ (Discount)	Interest	Total Cost	
Arkansas State Treasury (Con't)										
Commercial Paper Disc Note Invest (Con't)										
563706 - Commercial Paper - Tran Type: COMM PAPER, Start: May 12, 2015, Maturity: June 30, 2015										
6/30/15	MMkt - Bill Maturity	0.00	3,196,000.00	0	0.65	0.651	2,827.57	0.00	2,827.57	
7/1/15	Closing Balance	0.00	0.00	0	0.65	0.651	0.00	0.00	0.00	
							0.660	2,827.57	0.00	2,827.57
563709 - Commercial Paper - Tran Type: COMM PAPER, Start: May 13, 2015, Maturity: June 3, 2015										
7/1/14	Opening Balance	0.00	0.00	0	0.00	0.000	0.00	0.00	0.00	
5/13/15	MMkt - Bill Invest/Issue	-35,302,000.00	(35,302,000.00)	21	0.66	0.670	0.00	0.00	0.00	
6/3/15	MMkt - Bill Maturity	0.00	35,302,000.00	0	0.66	0.660	13,591.27	0.00	13,591.27	
7/1/15	Closing Balance	0.00	0.00	0	0.66	0.660	0.00	0.00	0.00	
							0.670	13,591.27	0.00	13,591.27
563710 - Commercial Paper - Tran Type: COMM PAPER, Start: May 14, 2015, Maturity: May 15, 2015										
7/1/14	Opening Balance	0.00	0.00	0	0.00	0.000	0.00	0.00	0.00	
5/14/15	MMkt - Bill Invest/Issue	-30,000,000.00	(30,000,000.00)	1	0.35	0.355	0.00	0.00	0.00	
5/15/15	MMkt - Bill Maturity	0.00	30,000,000.00	0	0.35	0.350	291.67	0.00	291.67	
7/1/15	Closing Balance	0.00	0.00	0	0.35	0.350	0.00	0.00	0.00	
							0.355	291.67	0.00	291.67
563711 - Commercial Paper - Tran Type: COMM PAPER, Start: May 14, 2015, Maturity: May 15, 2015										
7/1/14	Opening Balance	0.00	0.00	0	0.00	0.000	0.00	0.00	0.00	
5/14/15	MMkt - Bill Invest/Issue	-30,000,000.00	(30,000,000.00)	1	0.35	0.355	0.00	0.00	0.00	
5/15/15	MMkt - Bill Maturity	0.00	30,000,000.00	0	0.35	0.350	291.67	0.00	291.67	
7/1/15	Closing Balance	0.00	0.00	0	0.35	0.350	0.00	0.00	0.00	
							0.355	291.67	0.00	291.67
563712 - Commercial Paper - Tran Type: COMM PAPER, Start: May 14, 2015, Maturity: May 15, 2015										
7/1/14	Opening Balance	0.00	0.00	0	0.00	0.000	0.00	0.00	0.00	
5/14/15	MMkt - Bill Invest/Issue	-13,300,000.00	(13,300,000.00)	1	0.34	0.345	0.00	0.00	0.00	
5/15/15	MMkt - Bill Maturity	0.00	13,300,000.00	0	0.34	0.340	125.61	0.00	125.61	
7/1/15	Closing Balance	0.00	0.00	0	0.34	0.340	0.00	0.00	0.00	
							0.345	125.61	0.00	125.61
563713 - Commercial Paper - Tran Type: COMM PAPER, Start: May 14, 2015, Maturity: May 15, 2015										
7/1/14	Opening Balance	0.00	0.00	0	0.00	0.000	0.00	0.00	0.00	
5/14/15	MMkt - Bill Invest/Issue	-80,000,000.00	(80,000,000.00)	1	0.13	0.132	0.00	0.00	0.00	
5/15/15	MMkt - Bill Maturity	0.00	80,000,000.00	0	0.13	0.130	288.89	0.00	288.89	

Return on Investment - Detail - AST

Between: July 1, 2014 and July 1, 2015

Printed: June 30, 2015 3:13 pm

Cash Flow Date	Transaction Description	Orig Curr Balance	Local Currency Equivalent ()							
			Principal Movement	Days	Yield	Adj Yield	Premium/ (Discount)	Interest	Total Cost	
Arkansas State Treasury (Con't)										
Commercial Paper Disc Note Invest (Con't)										
563713 - Commercial Paper - Tran Type: COMM PAPER, Start: May 14, 2015, Maturity: May 15, 2015										
7/1/15	Closing Balance	0.00	0.00	0	0.13	0.130	0.00	0.00	0.00	0.00
						0.132	288.89	0.00	288.89	
563714 - Commercial Paper - Tran Type: COMM PAPER, Start: May 14, 2015, Maturity: May 15, 2015										
7/1/14	Opening Balance	0.00	0.00	0	0.00	0.000	0.00	0.00	0.00	0.00
5/14/15	MMkt - Bill Invest/Issue	-2,200,000.00	(2,200,000.00)	1	0.35	0.355	0.00	0.00	0.00	0.00
5/15/15	MMkt - Bill Maturity	0.00	2,200,000.00	0	0.35	0.350	21.39	0.00	0.00	21.39
7/1/15	Closing Balance	0.00	0.00	0	0.35	0.350	0.00	0.00	0.00	0.00
						0.355	21.39	0.00	21.39	
563715 - Commercial Paper - Tran Type: COMM PAPER, Start: May 14, 2015, Maturity: May 15, 2015										
7/1/14	Opening Balance	0.00	0.00	0	0.00	0.000	0.00	0.00	0.00	0.00
5/14/15	MMkt - Bill Invest/Issue	-1,075,000.00	(1,075,000.00)	1	0.40	0.406	0.00	0.00	0.00	0.00
5/15/15	MMkt - Bill Maturity	0.00	1,075,000.00	0	0.40	0.400	11.94	0.00	0.00	11.94
7/1/15	Closing Balance	0.00	0.00	0	0.40	0.400	0.00	0.00	0.00	0.00
						0.406	11.94	0.00	11.94	
563717 - Commercial Paper - Tran Type: COMM PAPER, Start: May 14, 2015, Maturity: May 15, 2015										
7/1/14	Opening Balance	0.00	0.00	0	0.00	0.000	0.00	0.00	0.00	0.00
5/14/15	MMkt - Bill Invest/Issue	-25,000,000.00	(25,000,000.00)	1	0.20	0.203	0.00	0.00	0.00	0.00
5/15/15	MMkt - Bill Maturity	0.00	25,000,000.00	0	0.20	0.200	138.89	0.00	0.00	138.89
7/1/15	Closing Balance	0.00	0.00	0	0.20	0.200	0.00	0.00	0.00	0.00
						0.203	138.89	0.00	138.89	
563718 - Commercial Paper - Tran Type: COMM PAPER, Start: May 14, 2015, Maturity: May 15, 2015										
7/1/14	Opening Balance	0.00	0.00	0	0.00	0.000	0.00	0.00	0.00	0.00
5/14/15	MMkt - Bill Invest/Issue	-100,000,000.00	(100,000,000.00)	1	0.13	0.132	0.00	0.00	0.00	0.00
5/15/15	MMkt - Bill Maturity	0.00	100,000,000.00	0	0.13	0.130	361.11	0.00	0.00	361.11
7/1/15	Closing Balance	0.00	0.00	0	0.13	0.130	0.00	0.00	0.00	0.00
						0.132	361.11	0.00	361.11	
563719 - Commercial Paper - Tran Type: COMM PAPER, Start: May 14, 2015, Maturity: May 15, 2015										
7/1/14	Opening Balance	0.00	0.00	0	0.00	0.000	0.00	0.00	0.00	0.00
5/14/15	MMkt - Bill Invest/Issue	-5,000,000.00	(5,000,000.00)	1	0.45	0.457	0.00	0.00	0.00	0.00
5/15/15	MMkt - Bill Maturity	0.00	5,000,000.00	0	0.45	0.450	62.50	0.00	0.00	62.50
7/1/15	Closing Balance	0.00	0.00	0	0.45	0.450	0.00	0.00	0.00	0.00

Return on Investment - Detail - AST

Between: July 1, 2014 and July 1, 2015

Printed: June 30, 2015 3:13 pm

Cash Flow Date	Transaction Description	Orig Curr Balance	Local Currency Equivalent ()							
			Principal Movement	Days	Yield	Adj Yield	Premium/ (Discount)	Interest	Total Cost	
Arkansas State Treasury (Con't)										
Commercial Paper Disc Note Invest (Con't)										
563720 - Commercial Paper - Tran Type: COMM PAPER, Start: May 15, 2015, Maturity: June 8, 2015							0.457	62.50	0.00	62.50
7/1/14	Opening Balance	0.00	0.00	0	0.00	0.000	0.00	0.00	0.00	
5/15/15	MMkt - Bill Invest/Issue	-7,890,000.00	(7,890,000.00)	24	0.57	0.579	0.00	0.00	0.00	
6/8/15	MMkt - Bill Maturity	0.00	7,890,000.00	0	0.57	0.570	2,998.20	0.00	2,998.20	
7/1/15	Closing Balance	0.00	0.00	0	0.57	0.570	0.00	0.00	0.00	
							0.579	2,998.20	0.00	2,998.20
563721 - BOA Securities, LLC MM - Tran Type: COMM PAPER, Start: May 15, 2015, Maturity: July 8, 2015										
7/1/14	Opening Balance	0.00	0.00	0	0.00	0.000	0.00	0.00	0.00	
5/15/15	MMkt - Bill Invest/Issue	-5,986,000.00	(5,986,000.00)	47	0.72	0.732	0.00	0.00	0.00	
7/1/15	Closing Balance	-5,986,000.00	(5,986,000.00)	0	0.72	0.732	5,626.05	0.00	5,626.05	
							0.732	5,626.05	0.00	5,626.05
563722 - Commercial Paper - Tran Type: COMM PAPER, Start: May 15, 2015, Maturity: June 8, 2015										
7/1/14	Opening Balance	0.00	0.00	0	0.00	0.000	0.00	0.00	0.00	
5/15/15	MMkt - Bill Invest/Issue	-20,000,000.00	(20,000,000.00)	24	0.60	0.609	0.00	0.00	0.00	
6/8/15	MMkt - Bill Maturity	0.00	20,000,000.00	0	0.60	0.600	8,000.00	0.00	8,000.00	
7/1/15	Closing Balance	0.00	0.00	0	0.60	0.600	0.00	0.00	0.00	
							0.609	8,000.00	0.00	8,000.00
563723 - Commercial Paper - Tran Type: COMM PAPER, Start: May 15, 2015, Maturity: May 18, 2015										
7/1/14	Opening Balance	0.00	0.00	0	0.00	0.000	0.00	0.00	0.00	
5/15/15	MMkt - Bill Invest/Issue	-32,500,000.00	(32,500,000.00)	3	0.45	0.457	0.00	0.00	0.00	
5/18/15	MMkt - Bill Maturity	0.00	32,500,000.00	0	0.45	0.450	1,218.75	0.00	1,218.75	
7/1/15	Closing Balance	0.00	0.00	0	0.45	0.450	0.00	0.00	0.00	
							0.457	1,218.75	0.00	1,218.75
563724 - Commercial Paper - Tran Type: COMM PAPER, Start: May 18, 2015, Maturity: June 15, 2015										
7/1/14	Opening Balance	0.00	0.00	0	0.00	0.000	0.00	0.00	0.00	
5/18/15	MMkt - Bill Invest/Issue	-35,700,000.00	(35,700,000.00)	28	0.65	0.660	0.00	0.00	0.00	
6/15/15	MMkt - Bill Maturity	0.00	35,700,000.00	0	0.65	0.650	18,048.34	0.00	18,048.34	
7/1/15	Closing Balance	0.00	0.00	0	0.65	0.650	0.00	0.00	0.00	
							0.660	18,048.34	0.00	18,048.34
563728 - JP Morgan Chase - Tran Type: COMM PAPER, Start: May 18, 2015, Maturity: July 16, 2015										
7/1/14	Opening Balance	0.00	0.00	0	0.00	0.000	0.00	0.00	0.00	

Return on Investment - Detail - AST

Between: July 1, 2014 and July 1, 2015

Printed: June 30, 2015 3:13 pm

Cash Flow Date	Transaction Description	Orig Curr Balance	Local Currency Equivalent ()							
			Principal Movement	Days	Yield	Adj Yield	Premium/ (Discount)	Interest	Total Cost	
Arkansas State Treasury (Con't)										
Commercial Paper Disc Note Invest (Con't)										
563728 - JP Morgan Chase - Tran Type: COMM PAPER, Start: May 18, 2015, Maturity: July 16, 2015										
5/18/15	MMkt - Bill Invest/Issue	-46,400,000.00	(46,400,000.00)	44	0.61	0.620	0.00	0.00	0.00	
7/1/15	Closing Balance	-46,400,000.00	(46,400,000.00)	0	0.61	0.620	34,584.99	0.00	34,584.99	
							0.620	34,584.99	0.00	34,584.99
563730 - BOA Securities, LLC MM - Tran Type: COMM PAPER, Start: May 18, 2015, Maturity: July 17, 2015										
7/1/14	Opening Balance	0.00	0.00	0	0.00	0.000	0.00	0.00	0.00	
5/18/15	MMkt - Bill Invest/Issue	-35,000,000.00	(35,000,000.00)	44	0.65	0.660	0.00	0.00	0.00	
7/1/15	Closing Balance	-35,000,000.00	(35,000,000.00)	0	0.65	0.660	27,797.52	0.00	27,797.52	
							0.660	27,797.52	0.00	27,797.52
563732 - Commercial Paper - Tran Type: COMM PAPER, Start: May 18, 2015, Maturity: May 19, 2015										
7/1/14	Opening Balance	0.00	0.00	0	0.00	0.000	0.00	0.00	0.00	
5/18/15	MMkt - Bill Invest/Issue	-50,000,000.00	(50,000,000.00)	1	0.40	0.406	0.00	0.00	0.00	
5/19/15	MMkt - Bill Maturity	0.00	50,000,000.00	0	0.40	0.400	555.55	0.00	555.55	
7/1/15	Closing Balance	0.00	0.00	0	0.40	0.400	0.00	0.00	0.00	
							0.406	555.55	0.00	555.55
563735 - JP Morgan Chase - Tran Type: COMM PAPER, Start: May 19, 2015, Maturity: August 28, 2015										
7/1/14	Opening Balance	0.00	0.00	0	0.00	0.000	0.00	0.00	0.00	
5/19/15	MMkt - Bill Invest/Issue	-69,993,000.00	(69,993,000.00)	43	0.70	0.712	0.00	0.00	0.00	
7/1/15	Closing Balance	-69,993,000.00	(69,993,000.00)	0	0.70	0.712	58,455.91	0.00	58,455.91	
							0.712	58,455.91	0.00	58,455.91
563746 - Commercial Paper - Tran Type: COMM PAPER, Start: May 19, 2015, Maturity: May 20, 2015										
7/1/14	Opening Balance	0.00	0.00	0	0.00	0.000	0.00	0.00	0.00	
5/19/15	MMkt - Bill Invest/Issue	-50,000,000.00	(50,000,000.00)	1	0.50	0.508	0.00	0.00	0.00	
5/20/15	MMkt - Bill Maturity	0.00	50,000,000.00	0	0.50	0.500	694.44	0.00	694.44	
7/1/15	Closing Balance	0.00	0.00	0	0.50	0.500	0.00	0.00	0.00	
							0.508	694.44	0.00	694.44
563923 - Commercial Paper - Tran Type: COMM PAPER, Start: May 20, 2015, Maturity: May 21, 2015										
7/1/14	Opening Balance	0.00	0.00	0	0.00	0.000	0.00	0.00	0.00	
5/20/15	MMkt - Bill Invest/Issue	-14,000,000.00	(14,000,000.00)	1	0.45	0.457	0.00	0.00	0.00	
5/21/15	MMkt - Bill Maturity	0.00	14,000,000.00	0	0.45	0.450	175.00	0.00	175.00	
7/1/15	Closing Balance	0.00	0.00	0	0.45	0.450	0.00	0.00	0.00	
							0.457	175.00	0.00	175.00

Return on Investment - Detail - AST

Between: July 1, 2014 and July 1, 2015

Printed: June 30, 2015 3:13 pm

Cash Flow Date	Transaction Description	Orig Curr Balance	Local Currency Equivalent ()							
			Principal Movement	Days	Yield	Adj Yield	Premium/ (Discount)	Interest	Total Cost	
Arkansas State Treasury (Con't)										
Commercial Paper Disc Note Invest (Con't)										
563924 - Commercial Paper - Tran Type: COMM PAPER, Start: May 20, 2015, Maturity: May 26, 2015										
7/1/14	Opening Balance	0.00	0.00	0	0.00	0.000	0.00	0.00	0.00	
5/20/15	MMkt - Bill Invest/Issue	-131,900,000.00	(131,900,000.00)	6	0.45	0.457	0.00	0.00	0.00	
5/26/15	MMkt - Bill Maturity	0.00	131,900,000.00	0	0.45	0.450	9,892.51	0.00	9,892.51	
7/1/15	Closing Balance	0.00	0.00	0	0.45	0.450	0.00	0.00	0.00	
							0.457	9,892.51	0.00	9,892.51
563925 - Commercial Paper - Tran Type: COMM PAPER, Start: May 20, 2015, Maturity: June 22, 2015										
7/1/14	Opening Balance	0.00	0.00	0	0.00	0.000	0.00	0.00	0.00	
5/20/15	MMkt - Bill Invest/Issue	-5,000,000.00	(5,000,000.00)	33	0.60	0.609	0.00	0.00	0.00	
6/22/15	MMkt - Bill Maturity	0.00	5,000,000.00	0	0.60	0.600	2,750.00	0.00	2,750.00	
7/1/15	Closing Balance	0.00	0.00	0	0.60	0.600	0.00	0.00	0.00	
							0.609	2,750.00	0.00	2,750.00
563926 - JP Morgan Chase - Tran Type: COMM PAPER, Start: May 20, 2015, Maturity: August 21, 2015										
7/1/14	Opening Balance	0.00	0.00	0	0.00	0.000	0.00	0.00	0.00	
5/20/15	MMkt - Bill Invest/Issue	-25,000,000.00	(25,000,000.00)	42	0.74	0.752	0.00	0.00	0.00	
7/1/15	Closing Balance	-25,000,000.00	(25,000,000.00)	0	0.74	0.752	21,560.70	0.00	21,560.70	
							0.752	21,560.70	0.00	21,560.70
564131 - Commercial Paper - Tran Type: COMM PAPER, Start: May 21, 2015, Maturity: May 26, 2015										
7/1/14	Opening Balance	0.00	0.00	0	0.00	0.000	0.00	0.00	0.00	
5/21/15	MMkt - Bill Invest/Issue	-8,400,000.00	(8,400,000.00)	5	0.38	0.386	0.00	0.00	0.00	
5/26/15	MMkt - Bill Maturity	0.00	8,400,000.00	0	0.38	0.380	443.33	0.00	443.33	
7/1/15	Closing Balance	0.00	0.00	0	0.38	0.380	0.00	0.00	0.00	
							0.386	443.33	0.00	443.33
564132 - Commercial Paper - Tran Type: COMM PAPER, Start: May 21, 2015, Maturity: May 22, 2015										
7/1/14	Opening Balance	0.00	0.00	0	0.00	0.000	0.00	0.00	0.00	
5/21/15	MMkt - Bill Invest/Issue	-13,800,000.00	(13,800,000.00)	1	0.35	0.355	0.00	0.00	0.00	
5/22/15	MMkt - Bill Maturity	0.00	13,800,000.00	0	0.35	0.350	134.17	0.00	134.17	
7/1/15	Closing Balance	0.00	0.00	0	0.35	0.350	0.00	0.00	0.00	
							0.355	134.17	0.00	134.17
564133 - Commercial Paper - Tran Type: COMM PAPER, Start: May 21, 2015, Maturity: May 22, 2015										
7/1/14	Opening Balance	0.00	0.00	0	0.00	0.000	0.00	0.00	0.00	
5/21/15	MMkt - Bill Invest/Issue	-39,000,000.00	(39,000,000.00)	1	0.45	0.457	0.00	0.00	0.00	

Return on Investment - Detail - AST

Between: July 1, 2014 and July 1, 2015

Printed: June 30, 2015 3:13 pm

Cash Flow Date	Transaction Description	Orig Curr Balance	Local Currency Equivalent ()						
			Principal Movement	Days	Yield	Adj Yield	Premium/ (Discount)	Interest	Total Cost
Arkansas State Treasury (Con't)									
Commercial Paper Disc Note Invest (Con't)									
564133 - Commercial Paper - Tran Type: COMM PAPER, Start: May 21, 2015, Maturity: May 22, 2015									
5/22/15	MMkt - Bill Maturity	0.00	39,000,000.00	0	0.45	0.450	487.50	0.00	487.50
7/1/15	Closing Balance	0.00	0.00	0	0.45	0.450	0.00	0.00	0.00
						0.457	487.50	0.00	487.50
564134 - Commercial Paper - Tran Type: COMM PAPER, Start: May 21, 2015, Maturity: May 22, 2015									
7/1/14	Opening Balance	0.00	0.00	0	0.00	0.000	0.00	0.00	0.00
5/21/15	MMkt - Bill Invest/Issue	-75,000,000.00	(75,000,000.00)	1	0.47	0.477	0.00	0.00	0.00
5/22/15	MMkt - Bill Maturity	0.00	75,000,000.00	0	0.47	0.470	979.17	0.00	979.17
7/1/15	Closing Balance	0.00	0.00	0	0.47	0.470	0.00	0.00	0.00
						0.477	979.17	0.00	979.17
564135 - BOA Securities, LLC MM - Tran Type: COMM PAPER, Start: May 21, 2015, Maturity: July 2, 2015									
7/1/14	Opening Balance	0.00	0.00	0	0.00	0.000	0.00	0.00	0.00
5/21/15	MMkt - Bill Invest/Issue	-35,000,000.00	(35,000,000.00)	41	0.62	0.630	0.00	0.00	0.00
7/1/15	Closing Balance	-35,000,000.00	(35,000,000.00)	0	0.62	0.630	24,713.47	0.00	24,713.47
						0.630	24,713.47	0.00	24,713.47
564519 - JP Morgan Chase - Tran Type: COMM PAPER, Start: May 22, 2015, Maturity: June 12, 2015									
7/1/14	Opening Balance	0.00	0.00	0	0.00	0.000	0.00	0.00	0.00
5/22/15	MMkt - Bill Invest/Issue	-50,000,000.00	(50,000,000.00)	21	0.50	0.500	0.00	0.00	0.00
6/12/15	MMkt - Bill Sale/Redemption	0.00	50,000,000.00	0	0.50	0.500	14,579.41	0.00	14,579.41
7/1/15	Closing Balance	0.00	0.00	0	0.50	0.500	0.00	0.00	0.00
						0.500	14,579.41	0.00	14,579.41
564520 - Commercial Paper - Tran Type: COMM PAPER, Start: May 22, 2015, Maturity: May 26, 2015									
7/1/14	Opening Balance	0.00	0.00	0	0.00	0.000	0.00	0.00	0.00
5/22/15	MMkt - Bill Invest/Issue	-75,000,000.00	(75,000,000.00)	4	0.45	0.457	0.00	0.00	0.00
5/26/15	MMkt - Bill Maturity	0.00	75,000,000.00	0	0.45	0.450	3,750.00	0.00	3,750.00
7/1/15	Closing Balance	0.00	0.00	0	0.45	0.450	0.00	0.00	0.00
						0.457	3,750.00	0.00	3,750.00
564521 - Commercial Paper - Tran Type: COMM PAPER, Start: May 22, 2015, Maturity: May 26, 2015									
7/1/14	Opening Balance	0.00	0.00	0	0.00	0.000	0.00	0.00	0.00
5/22/15	MMkt - Bill Invest/Issue	-10,583,000.00	(10,583,000.00)	4	0.40	0.406	0.00	0.00	0.00
5/26/15	MMkt - Bill Maturity	0.00	10,583,000.00	0	0.40	0.400	470.36	0.00	470.36
7/1/15	Closing Balance	0.00	0.00	0	0.40	0.400	0.00	0.00	0.00

Return on Investment - Detail - AST

Between: July 1, 2014 and July 1, 2015

Printed: June 30, 2015 3:13 pm

Cash Flow Date	Transaction Description	Orig Curr Balance	Local Currency Equivalent ()							
			Principal Movement	Days	Yield	Adj Yield	Premium/ (Discount)	Interest	Total Cost	
Arkansas State Treasury (Con't)										
Commercial Paper Disc Note Invest (Con't)										
564522 - BOA Securities, LLC MM - Tran Type: COMM PAPER, Start: May 22, 2015, Maturity: August 21, 2015							0.406	470.36	0.00	470.36
7/1/14	Opening Balance	0.00	0.00	0	0.00	0.000	0.00	0.00	0.00	
5/22/15	MMkt - Bill Invest/Issue	-50,000,000.00	(50,000,000.00)	40	0.74	0.752	0.00	0.00	0.00	
7/1/15	Closing Balance	-50,000,000.00	(50,000,000.00)	0	0.74	0.752	41,067.97	0.00	41,067.97	
							0.752	41,067.97	0.00	41,067.97
564523 - Commercial Paper - Tran Type: COMM PAPER, Start: May 22, 2015, Maturity: June 22, 2015										
7/1/14	Opening Balance	0.00	0.00	0	0.00	0.000	0.00	0.00	0.00	
5/22/15	MMkt - Bill Invest/Issue	-20,291,000.00	(20,291,000.00)	31	0.50	0.508	0.00	0.00	0.00	
6/22/15	MMkt - Bill Maturity	0.00	20,291,000.00	0	0.50	0.500	8,736.40	0.00	8,736.40	
7/1/15	Closing Balance	0.00	0.00	0	0.50	0.500	0.00	0.00	0.00	
							0.508	8,736.40	0.00	8,736.40
564525 - Commercial Paper - Tran Type: COMM PAPER, Start: May 22, 2015, Maturity: May 29, 2015										
7/1/14	Opening Balance	0.00	0.00	0	0.00	0.000	0.00	0.00	0.00	
5/22/15	MMkt - Bill Invest/Issue	-1,250,000.00	(1,250,000.00)	7	0.45	0.457	0.00	0.00	0.00	
5/29/15	MMkt - Bill Maturity	0.00	1,250,000.00	0	0.45	0.450	109.37	0.00	109.37	
7/1/15	Closing Balance	0.00	0.00	0	0.45	0.450	0.00	0.00	0.00	
							0.457	109.37	0.00	109.37
564526 - Commercial Paper - Tran Type: COMM PAPER, Start: May 22, 2015, Maturity: May 29, 2015										
7/1/14	Opening Balance	0.00	0.00	0	0.00	0.000	0.00	0.00	0.00	
5/22/15	MMkt - Bill Invest/Issue	-19,000,000.00	(19,000,000.00)	7	0.49	0.497	0.00	0.00	0.00	
5/29/15	MMkt - Bill Maturity	0.00	19,000,000.00	0	0.49	0.490	1,810.28	0.00	1,810.28	
7/1/15	Closing Balance	0.00	0.00	0	0.49	0.490	0.00	0.00	0.00	
							0.497	1,810.28	0.00	1,810.28
564527 - BOA Securities, LLC MM - Tran Type: COMM PAPER, Start: May 22, 2015, Maturity: August 17, 2015										
7/1/14	Opening Balance	0.00	0.00	0	0.00	0.000	0.00	0.00	0.00	
5/22/15	MMkt - Bill Invest/Issue	-20,000,000.00	(20,000,000.00)	40	0.65	0.661	0.00	0.00	0.00	
7/1/15	Closing Balance	-20,000,000.00	(20,000,000.00)	0	0.65	0.661	14,432.17	0.00	14,432.17	
							0.661	14,432.17	0.00	14,432.17
564531 - Commercial Paper - Tran Type: COMM PAPER, Start: May 26, 2015, Maturity: May 27, 2015										
7/1/14	Opening Balance	0.00	0.00	0	0.00	0.000	0.00	0.00	0.00	
5/26/15	MMkt - Bill Invest/Issue	-34,841,000.00	(34,841,000.00)	1	0.35	0.355	0.00	0.00	0.00	

Return on Investment - Detail - AST

Between: July 1, 2014 and July 1, 2015

Printed: June 30, 2015 3:13 pm

Cash Flow Date	Transaction Description	Orig Curr Balance	Local Currency Equivalent ()						
			Principal Movement	Days	Yield	Adj Yield	Premium/ (Discount)	Interest	Total Cost
Arkansas State Treasury (Con't)									
Commercial Paper Disc Note Invest (Con't)									
564531 - Commercial Paper - Tran Type: COMM PAPER, Start: May 26, 2015, Maturity: May 27, 2015									
5/27/15	MMkt - Bill Maturity	0.00	34,841,000.00	0	0.35	0.350	338.73	0.00	338.73
7/1/15	Closing Balance	0.00	0.00	0	0.35	0.350	0.00	0.00	0.00
						0.355	338.73	0.00	338.73
564539 - Suntrust Capital Markets - Tran Type: COMM PAPER, Start: May 26, 2015, Maturity: July 2, 2015									
7/1/14	Opening Balance	0.00	0.00	0	0.00	0.000	0.00	0.00	0.00
5/26/15	MMkt - Bill Invest/Issue	-22,000,000.00	(22,000,000.00)	36	0.65	0.660	0.00	0.00	0.00
7/1/15	Closing Balance	-22,000,000.00	(22,000,000.00)	0	0.65	0.660	14,299.74	0.00	14,299.74
						0.660	14,299.74	0.00	14,299.74
564541 - Commercial Paper - Tran Type: COMM PAPER, Start: May 26, 2015, Maturity: May 27, 2015									
7/1/14	Opening Balance	0.00	0.00	0	0.00	0.000	0.00	0.00	0.00
5/26/15	MMkt - Bill Invest/Issue	-40,551,000.00	(40,551,000.00)	1	0.38	0.386	0.00	0.00	0.00
5/27/15	MMkt - Bill Maturity	0.00	40,551,000.00	0	0.38	0.380	428.04	0.00	428.04
7/1/15	Closing Balance	0.00	0.00	0	0.38	0.380	0.00	0.00	0.00
						0.386	428.04	0.00	428.04
564542 - Commercial Paper - Tran Type: COMM PAPER, Start: May 26, 2015, Maturity: June 2, 2015									
7/1/14	Opening Balance	0.00	0.00	0	0.00	0.000	0.00	0.00	0.00
5/26/15	MMkt - Bill Invest/Issue	-45,000,000.00	(45,000,000.00)	7	0.42	0.426	0.00	0.00	0.00
6/2/15	MMkt - Bill Maturity	0.00	45,000,000.00	0	0.42	0.420	3,675.00	0.00	3,675.00
7/1/15	Closing Balance	0.00	0.00	0	0.42	0.420	0.00	0.00	0.00
						0.426	3,675.00	0.00	3,675.00
564544 - Commercial Paper - Tran Type: COMM PAPER, Start: May 26, 2015, Maturity: May 27, 2015									
7/1/14	Opening Balance	0.00	0.00	0	0.00	0.000	0.00	0.00	0.00
5/26/15	MMkt - Bill Invest/Issue	-31,000,000.00	(31,000,000.00)	1	0.42	0.426	0.00	0.00	0.00
5/27/15	MMkt - Bill Maturity	0.00	31,000,000.00	0	0.42	0.420	361.67	0.00	361.67
7/1/15	Closing Balance	0.00	0.00	0	0.42	0.420	0.00	0.00	0.00
						0.426	361.67	0.00	361.67
564546 - Commercial Paper - Tran Type: COMM PAPER, Start: May 26, 2015, Maturity: June 2, 2015									
7/1/14	Opening Balance	0.00	0.00	0	0.00	0.000	0.00	0.00	0.00
5/26/15	MMkt - Bill Invest/Issue	-15,000,000.00	(15,000,000.00)	7	0.48	0.487	0.00	0.00	0.00
6/2/15	MMkt - Bill Maturity	0.00	15,000,000.00	0	0.48	0.480	1,399.99	0.00	1,399.99
7/1/15	Closing Balance	0.00	0.00	0	0.48	0.480	0.00	0.00	0.00

Return on Investment - Detail - AST

Between: July 1, 2014 and July 1, 2015

Printed: June 30, 2015 3:13 pm

Cash Flow Date	Transaction Description	Orig Curr Balance	Local Currency Equivalent ()							
			Principal Movement	Days	Yield	Adj Yield	Premium/ (Discount)	Interest	Total Cost	
Arkansas State Treasury (Con't)										
Commercial Paper Disc Note Invest (Con't)										
							0.487	1,399.99	0.00	1,399.99
564548 - Commercial Paper - Tran Type: COMM PAPER, Start: May 26, 2015, Maturity: May 27, 2015										
7/1/14	Opening Balance	0.00	0.00	0	0.00	0.000	0.00	0.00	0.00	0.00
5/26/15	MMkt - Bill Invest/Issue	-55,000,000.00	(55,000,000.00)	1	0.43	0.436	0.00	0.00	0.00	0.00
5/27/15	MMkt - Bill Maturity	0.00	55,000,000.00	0	0.43	0.430	656.95	0.00	0.00	656.95
7/1/15	Closing Balance	0.00	0.00	0	0.43	0.430	0.00	0.00	0.00	0.00
							0.436	656.95	0.00	656.95
564550 - BOA Securities, LLC MM - Tran Type: COMM PAPER, Start: May 26, 2015, Maturity: July 2, 2015										
7/1/14	Opening Balance	0.00	0.00	0	0.00	0.000	0.00	0.00	0.00	0.00
5/26/15	MMkt - Bill Invest/Issue	-15,000,000.00	(15,000,000.00)	36	0.60	0.609	0.00	0.00	0.00	0.00
7/1/15	Closing Balance	-15,000,000.00	(15,000,000.00)	0	0.60	0.609	8,999.85	0.00	0.00	8,999.85
							0.609	8,999.85	0.00	8,999.85
564551 - Commercial Paper - Tran Type: COMM PAPER, Start: May 26, 2015, Maturity: May 29, 2015										
7/1/14	Opening Balance	0.00	0.00	0	0.00	0.000	0.00	0.00	0.00	0.00
5/26/15	MMkt - Bill Invest/Issue	-50,000,000.00	(50,000,000.00)	3	0.26	0.264	0.00	0.00	0.00	0.00
5/29/15	MMkt - Bill Maturity	0.00	50,000,000.00	0	0.26	0.260	1,083.33	0.00	0.00	1,083.33
7/1/15	Closing Balance	0.00	0.00	0	0.26	0.260	0.00	0.00	0.00	0.00
							0.264	1,083.33	0.00	1,083.33
564552 - Commercial Paper - Tran Type: COMM PAPER, Start: May 26, 2015, Maturity: May 27, 2015										
7/1/14	Opening Balance	0.00	0.00	0	0.00	0.000	0.00	0.00	0.00	0.00
5/26/15	MMkt - Bill Invest/Issue	-33,000,000.00	(33,000,000.00)	1	0.40	0.406	0.00	0.00	0.00	0.00
5/27/15	MMkt - Bill Maturity	0.00	33,000,000.00	0	0.40	0.400	366.67	0.00	0.00	366.67
7/1/15	Closing Balance	0.00	0.00	0	0.40	0.400	0.00	0.00	0.00	0.00
							0.406	366.67	0.00	366.67
564553 - Commercial Paper - Tran Type: COMM PAPER, Start: May 26, 2015, Maturity: June 2, 2015										
7/1/14	Opening Balance	0.00	0.00	0	0.00	0.000	0.00	0.00	0.00	0.00
5/26/15	MMkt - Bill Invest/Issue	-2,780,000.00	(2,780,000.00)	7	0.43	0.436	0.00	0.00	0.00	0.00
6/2/15	MMkt - Bill Maturity	0.00	2,780,000.00	0	0.43	0.430	232.44	0.00	0.00	232.44
7/1/15	Closing Balance	0.00	0.00	0	0.43	0.430	0.00	0.00	0.00	0.00
							0.436	232.44	0.00	232.44
564946 - Commercial Paper - Tran Type: COMM PAPER, Start: May 27, 2015, Maturity: May 28, 2015										
7/1/14	Opening Balance	0.00	0.00	0	0.00	0.000	0.00	0.00	0.00	0.00

Return on Investment - Detail - AST

Between: July 1, 2014 and July 1, 2015

Printed: June 30, 2015 3:13 pm

Cash Flow Date	Transaction Description	Orig Curr Balance	Local Currency Equivalent ()						
			Principal Movement	Days	Yield	Adj Yield	Premium/ (Discount)	Interest	Total Cost
Arkansas State Treasury (Con't)									
Commercial Paper Disc Note Invest (Con't)									
564946 - Commercial Paper - Tran Type: COMM PAPER, Start: May 27, 2015, Maturity: May 28, 2015									
5/27/15	MMkt - Bill Invest/Issue	-80,000,000.00	(80,000,000.00)	1	0.42	0.426	0.00	0.00	0.00
5/28/15	MMkt - Bill Maturity	0.00	80,000,000.00	0	0.42	0.420	933.33	0.00	933.33
7/1/15	Closing Balance	0.00	0.00	0	0.42	0.420	0.00	0.00	0.00
						0.426	933.33	0.00	933.33
564948 - Commercial Paper - Tran Type: COMM PAPER, Start: May 27, 2015, Maturity: June 3, 2015									
7/1/14	Opening Balance	0.00	0.00	0	0.00	0.000	0.00	0.00	0.00
5/27/15	MMkt - Bill Invest/Issue	-125,000,000.00	(125,000,000.00)	7	0.42	0.426	0.00	0.00	0.00
6/3/15	MMkt - Bill Maturity	0.00	125,000,000.00	0	0.42	0.420	10,208.23	0.00	10,208.23
7/1/15	Closing Balance	0.00	0.00	0	0.42	0.420	0.00	0.00	0.00
						0.426	10,208.23	0.00	10,208.23
565189 - Commercial Paper - Tran Type: COMM PAPER, Start: May 29, 2015, Maturity: June 5, 2015									
7/1/14	Opening Balance	0.00	0.00	0	0.00	0.000	0.00	0.00	0.00
5/29/15	MMkt - Bill Invest/Issue	-31,000,000.00	(31,000,000.00)	7	0.38	0.386	0.00	0.00	0.00
6/5/15	MMkt - Bill Maturity	0.00	31,000,000.00	0	0.38	0.380	2,290.56	0.00	2,290.56
7/1/15	Closing Balance	0.00	0.00	0	0.38	0.380	0.00	0.00	0.00
						0.386	2,290.56	0.00	2,290.56
565190 - Commercial Paper - Tran Type: COMM PAPER, Start: May 29, 2015, Maturity: June 1, 2015									
7/1/14	Opening Balance	0.00	0.00	0	0.00	0.000	0.00	0.00	0.00
5/29/15	MMkt - Bill Invest/Issue	-15,000,000.00	(15,000,000.00)	3	0.40	0.406	0.00	0.00	0.00
6/1/15	MMkt - Bill Maturity	0.00	15,000,000.00	0	0.40	0.400	500.00	0.00	500.00
7/1/15	Closing Balance	0.00	0.00	0	0.40	0.400	0.00	0.00	0.00
						0.406	500.00	0.00	500.00
565191 - Commercial Paper - Tran Type: COMM PAPER, Start: May 29, 2015, Maturity: June 1, 2015									
7/1/14	Opening Balance	0.00	0.00	0	0.00	0.000	0.00	0.00	0.00
5/29/15	MMkt - Bill Invest/Issue	-30,000,000.00	(30,000,000.00)	3	0.40	0.406	0.00	0.00	0.00
6/1/15	MMkt - Bill Maturity	0.00	30,000,000.00	0	0.40	0.400	1,000.00	0.00	1,000.00
7/1/15	Closing Balance	0.00	0.00	0	0.40	0.400	0.00	0.00	0.00
						0.406	1,000.00	0.00	1,000.00
565192 - Commercial Paper - Tran Type: COMM PAPER, Start: May 29, 2015, Maturity: June 5, 2015									
7/1/14	Opening Balance	0.00	0.00	0	0.00	0.000	0.00	0.00	0.00
5/29/15	MMkt - Bill Invest/Issue	-50,000,000.00	(50,000,000.00)	7	0.40	0.406	0.00	0.00	0.00

Return on Investment - Detail - AST

Between: July 1, 2014 and July 1, 2015

Printed: June 30, 2015 3:13 pm

Cash Flow Date	Transaction Description	Orig Curr Balance	Local Currency Equivalent ()							
			Principal Movement	Days	Yield	Adj Yield	Premium/ (Discount)	Interest	Total Cost	
Arkansas State Treasury (Con't)										
Commercial Paper Disc Note Invest (Con't)										
565192 - Commercial Paper - Tran Type: COMM PAPER, Start: May 29, 2015, Maturity: June 5, 2015										
6/5/15	MMkt - Bill Maturity	0.00	50,000,000.00	0	0.40	0.400	3,888.89	0.00	3,888.89	
7/1/15	Closing Balance	0.00	0.00	0	0.40	0.400	0.00	0.00	0.00	
							0.406	3,888.89	0.00	3,888.89
565193 - Commercial Paper - Tran Type: COMM PAPER, Start: May 29, 2015, Maturity: June 5, 2015										
7/1/14	Opening Balance	0.00	0.00	0	0.00	0.000	0.00	0.00	0.00	
5/29/15	MMkt - Bill Invest/Issue	-18,000,000.00	(18,000,000.00)	7	0.43	0.436	0.00	0.00	0.00	
6/5/15	MMkt - Bill Maturity	0.00	18,000,000.00	0	0.43	0.430	1,505.00	0.00	1,505.00	
7/1/15	Closing Balance	0.00	0.00	0	0.43	0.430	0.00	0.00	0.00	
							0.436	1,505.00	0.00	1,505.00
565831 - Commercial Paper - Tran Type: COMM PAPER, Start: June 3, 2015, Maturity: June 4, 2015										
7/1/14	Opening Balance	0.00	0.00	0	0.00	0.000	0.00	0.00	0.00	
6/3/15	MMkt - Bill Invest/Issue	-17,000,000.00	(17,000,000.00)	1	0.35	0.355	0.00	0.00	0.00	
6/4/15	MMkt - Bill Maturity	0.00	17,000,000.00	0	0.35	0.350	165.28	0.00	165.28	
7/1/15	Closing Balance	0.00	0.00	0	0.35	0.350	0.00	0.00	0.00	
							0.355	165.28	0.00	165.28
565832 - Commercial Paper - Tran Type: COMM PAPER, Start: June 3, 2015, Maturity: June 4, 2015										
7/1/14	Opening Balance	0.00	0.00	0	0.00	0.000	0.00	0.00	0.00	
6/3/15	MMkt - Bill Invest/Issue	-11,000,000.00	(11,000,000.00)	1	0.35	0.355	0.00	0.00	0.00	
6/4/15	MMkt - Bill Maturity	0.00	11,000,000.00	0	0.35	0.350	106.94	0.00	106.94	
7/1/15	Closing Balance	0.00	0.00	0	0.35	0.350	0.00	0.00	0.00	
							0.355	106.94	0.00	106.94
565833 - Commercial Paper - Tran Type: COMM PAPER, Start: June 3, 2015, Maturity: June 10, 2015										
7/1/14	Opening Balance	0.00	0.00	0	0.00	0.000	0.00	0.00	0.00	
6/3/15	MMkt - Bill Invest/Issue	-115,000,000.00	(115,000,000.00)	7	0.38	0.386	0.00	0.00	0.00	
6/10/15	MMkt - Bill Maturity	0.00	115,000,000.00	0	0.38	0.380	8,497.22	0.00	8,497.22	
7/1/15	Closing Balance	0.00	0.00	0	0.38	0.380	0.00	0.00	0.00	
							0.386	8,497.22	0.00	8,497.22
565834 - Commercial Paper - Tran Type: COMM PAPER, Start: June 3, 2015, Maturity: June 8, 2015										
7/1/14	Opening Balance	0.00	0.00	0	0.00	0.000	0.00	0.00	0.00	
6/3/15	MMkt - Bill Invest/Issue	-5,695,000.00	(5,695,000.00)	5	0.42	0.426	0.00	0.00	0.00	
6/8/15	MMkt - Bill Maturity	0.00	5,695,000.00	0	0.42	0.420	332.21	0.00	332.21	

Return on Investment - Detail - AST

Between: July 1, 2014 and July 1, 2015

Printed: June 30, 2015 3:13 pm

Cash Flow Date	Transaction Description	Orig Curr Balance	Local Currency Equivalent ()							
			Principal Movement	Days	Yield	Adj Yield	Premium/ (Discount)	Interest	Total Cost	
Arkansas State Treasury (Con't)										
Commercial Paper Disc Note Invest (Con't)										
565834 - Commercial Paper - Tran Type: COMM PAPER, Start: June 3, 2015, Maturity: June 8, 2015										
7/1/15	Closing Balance	0.00	0.00	0	0.42	0.420	0.00	0.00	0.00	0.00
							0.426	332.21	0.00	332.21
565835 - Commercial Paper - Tran Type: COMM PAPER, Start: June 3, 2015, Maturity: June 4, 2015										
7/1/14	Opening Balance	0.00	0.00	0	0.00	0.000	0.00	0.00	0.00	0.00
6/3/15	MMkt - Bill Invest/Issue	-28,996,000.00	(28,996,000.00)	1	0.37	0.375	0.00	0.00	0.00	0.00
6/4/15	MMkt - Bill Maturity	0.00	28,996,000.00	0	0.37	0.370	298.01	0.00	0.00	298.01
7/1/15	Closing Balance	0.00	0.00	0	0.37	0.370	0.00	0.00	0.00	0.00
							0.375	298.01	0.00	298.01
566021 - Commercial Paper - Tran Type: COMM PAPER, Start: June 4, 2015, Maturity: June 5, 2015										
7/1/14	Opening Balance	0.00	0.00	0	0.00	0.000	0.00	0.00	0.00	0.00
6/4/15	MMkt - Bill Invest/Issue	-21,000,000.00	(21,000,000.00)	1	0.35	0.355	0.00	0.00	0.00	0.00
6/5/15	MMkt - Bill Maturity	0.00	21,000,000.00	0	0.35	0.350	204.18	0.00	0.00	204.18
7/1/15	Closing Balance	0.00	0.00	0	0.35	0.350	0.00	0.00	0.00	0.00
							0.355	204.18	0.00	204.18
566022 - Commercial Paper - Tran Type: COMM PAPER, Start: June 4, 2015, Maturity: June 5, 2015										
7/1/14	Opening Balance	0.00	0.00	0	0.00	0.000	0.00	0.00	0.00	0.00
6/4/15	MMkt - Bill Invest/Issue	-50,000,000.00	(50,000,000.00)	1	0.37	0.376	0.00	0.00	0.00	0.00
6/5/15	MMkt - Bill Maturity	0.00	50,000,000.00	0	0.37	0.370	513.94	0.00	0.00	513.94
7/1/15	Closing Balance	0.00	0.00	0	0.37	0.370	0.00	0.00	0.00	0.00
							0.376	513.94	0.00	513.94
566023 - Commercial Paper - Tran Type: COMM PAPER, Start: June 4, 2015, Maturity: June 5, 2015										
7/1/14	Opening Balance	0.00	0.00	0	0.00	0.000	0.00	0.00	0.00	0.00
6/4/15	MMkt - Bill Invest/Issue	-20,000,000.00	(20,000,000.00)	1	0.37	0.375	0.00	0.00	0.00	0.00
6/5/15	MMkt - Bill Maturity	0.00	20,000,000.00	0	0.37	0.370	205.56	0.00	0.00	205.56
7/1/15	Closing Balance	0.00	0.00	0	0.37	0.370	0.00	0.00	0.00	0.00
							0.375	205.56	0.00	205.56
566024 - Commercial Paper - Tran Type: COMM PAPER, Start: June 4, 2015, Maturity: June 5, 2015										
7/1/14	Opening Balance	0.00	0.00	0	0.00	0.000	0.00	0.00	0.00	0.00
6/4/15	MMkt - Bill Invest/Issue	-20,000,000.00	(20,000,000.00)	1	0.35	0.355	0.00	0.00	0.00	0.00
6/5/15	MMkt - Bill Maturity	0.00	20,000,000.00	0	0.35	0.350	194.44	0.00	0.00	194.44
7/1/15	Closing Balance	0.00	0.00	0	0.35	0.350	0.00	0.00	0.00	0.00

Return on Investment - Detail - AST

Between: July 1, 2014 and July 1, 2015

Printed: June 30, 2015 3:13 pm

Cash Flow Date	Transaction Description	Orig Curr Balance	Local Currency Equivalent ()							
			Principal Movement	Days	Yield	Adj Yield	Premium/ (Discount)	Interest	Total Cost	
Arkansas State Treasury (Con't)										
Commercial Paper Disc Note Invest (Con't)										
							0.355	194.44	0.00	194.44
566025 - Commercial Paper - Tran Type: COMM PAPER, Start: June 4, 2015, Maturity: June 9, 2015										
7/1/14	Opening Balance	0.00	0.00	0	0.00	0.000	0.00	0.00	0.00	0.00
6/4/15	MMkt - Bill Invest/Issue	-5,400,000.00	(5,400,000.00)	5	0.45	0.457	0.00	0.00	0.00	0.00
6/9/15	MMkt - Bill Maturity	0.00	5,400,000.00	0	0.45	0.450	337.50	0.00	0.00	337.50
7/1/15	Closing Balance	0.00	0.00	0	0.45	0.450	0.00	0.00	0.00	0.00
							0.457	337.50	0.00	337.50
566026 - Commercial Paper - Tran Type: COMM PAPER, Start: June 4, 2015, Maturity: June 5, 2015										
7/1/14	Opening Balance	0.00	0.00	0	0.00	0.000	0.00	0.00	0.00	0.00
6/4/15	MMkt - Bill Invest/Issue	-8,000,000.00	(8,000,000.00)	1	0.37	0.375	0.00	0.00	0.00	0.00
6/5/15	MMkt - Bill Maturity	0.00	8,000,000.00	0	0.37	0.370	82.22	0.00	0.00	82.22
7/1/15	Closing Balance	0.00	0.00	0	0.37	0.370	0.00	0.00	0.00	0.00
							0.375	82.22	0.00	82.22
566239 - Commercial Paper - Tran Type: COMM PAPER, Start: June 5, 2015, Maturity: June 8, 2015										
7/1/14	Opening Balance	0.00	0.00	0	0.00	0.000	0.00	0.00	0.00	0.00
6/5/15	MMkt - Bill Invest/Issue	-39,000,000.00	(39,000,000.00)	3	0.40	0.406	0.00	0.00	0.00	0.00
6/8/15	MMkt - Bill Maturity	0.00	39,000,000.00	0	0.40	0.400	1,300.00	0.00	0.00	1,300.00
7/1/15	Closing Balance	0.00	0.00	0	0.40	0.400	0.00	0.00	0.00	0.00
							0.406	1,300.00	0.00	1,300.00
566240 - Commercial Paper - Tran Type: COMM PAPER, Start: June 5, 2015, Maturity: June 8, 2015										
7/1/14	Opening Balance	0.00	0.00	0	0.00	0.000	0.00	0.00	0.00	0.00
6/5/15	MMkt - Bill Invest/Issue	-28,000,000.00	(28,000,000.00)	3	0.37	0.375	0.00	0.00	0.00	0.00
6/8/15	MMkt - Bill Maturity	0.00	28,000,000.00	0	0.37	0.370	863.33	0.00	0.00	863.33
7/1/15	Closing Balance	0.00	0.00	0	0.37	0.370	0.00	0.00	0.00	0.00
							0.375	863.33	0.00	863.33
566241 - Commercial Paper - Tran Type: COMM PAPER, Start: June 5, 2015, Maturity: June 8, 2015										
7/1/14	Opening Balance	0.00	0.00	0	0.00	0.000	0.00	0.00	0.00	0.00
6/5/15	MMkt - Bill Invest/Issue	-50,000,000.00	(50,000,000.00)	3	0.37	0.375	0.00	0.00	0.00	0.00
6/8/15	MMkt - Bill Maturity	0.00	50,000,000.00	0	0.37	0.370	1,541.66	0.00	0.00	1,541.66
7/1/15	Closing Balance	0.00	0.00	0	0.37	0.370	0.00	0.00	0.00	0.00
							0.375	1,541.66	0.00	1,541.66
566242 - Commercial Paper - Tran Type: COMM PAPER, Start: June 5, 2015, Maturity: June 10, 2015										

Return on Investment - Detail - AST

Between: July 1, 2014 and July 1, 2015

Printed: June 30, 2015 3:13 pm

Cash Flow Date	Transaction Description	Orig Curr Balance	Local Currency Equivalent ()						
			Principal Movement	Days	Yield	Adj Yield	Premium/ (Discount)	Interest	Total Cost
Arkansas State Treasury (Con't)									
Commercial Paper Disc Note Invest (Con't)									
566242 - Commercial Paper - Tran Type: COMM PAPER, Start: June 5, 2015, Maturity: June 10, 2015									
7/1/14	Opening Balance	0.00	0.00	0	0.00	0.000	0.00	0.00	0.00
6/5/15	MMkt - Bill Invest/Issue	-3,000,000.00	(3,000,000.00)	5	0.40	0.406	0.00	0.00	0.00
6/10/15	MMkt - Bill Maturity	0.00	3,000,000.00	0	0.40	0.400	166.67	0.00	166.67
7/1/15	Closing Balance	0.00	0.00	0	0.40	0.400	0.00	0.00	0.00
						0.406	166.67	0.00	166.67
566243 - Commercial Paper - Tran Type: COMM PAPER, Start: June 5, 2015, Maturity: June 8, 2015									
7/1/14	Opening Balance	0.00	0.00	0	0.00	0.000	0.00	0.00	0.00
6/5/15	MMkt - Bill Invest/Issue	-10,000,000.00	(10,000,000.00)	3	0.36	0.365	0.00	0.00	0.00
6/8/15	MMkt - Bill Maturity	0.00	10,000,000.00	0	0.36	0.360	300.00	0.00	300.00
7/1/15	Closing Balance	0.00	0.00	0	0.36	0.360	0.00	0.00	0.00
						0.365	300.00	0.00	300.00
566244 - Commercial Paper - Tran Type: COMM PAPER, Start: June 5, 2015, Maturity: June 8, 2015									
7/1/14	Opening Balance	0.00	0.00	0	0.00	0.000	0.00	0.00	0.00
6/5/15	MMkt - Bill Invest/Issue	-52,000,000.00	(52,000,000.00)	3	0.36	0.365	0.00	0.00	0.00
6/8/15	MMkt - Bill Maturity	0.00	52,000,000.00	0	0.36	0.360	1,560.00	0.00	1,560.00
7/1/15	Closing Balance	0.00	0.00	0	0.36	0.360	0.00	0.00	0.00
						0.365	1,560.00	0.00	1,560.00
566506 - Commercial Paper - Tran Type: COMM PAPER, Start: June 8, 2015, Maturity: June 9, 2015									
7/1/14	Opening Balance	0.00	0.00	0	0.00	0.000	0.00	0.00	0.00
6/8/15	MMkt - Bill Invest/Issue	-50,000,000.00	(50,000,000.00)	1	0.35	0.355	0.00	0.00	0.00
6/9/15	MMkt - Bill Maturity	0.00	50,000,000.00	0	0.35	0.350	486.11	0.00	486.11
7/1/15	Closing Balance	0.00	0.00	0	0.35	0.350	0.00	0.00	0.00
						0.355	486.11	0.00	486.11
566507 - Commercial Paper - Tran Type: COMM PAPER, Start: June 8, 2015, Maturity: June 9, 2015									
7/1/14	Opening Balance	0.00	0.00	0	0.00	0.000	0.00	0.00	0.00
6/8/15	MMkt - Bill Invest/Issue	-25,000,000.00	(25,000,000.00)	1	0.35	0.355	0.00	0.00	0.00
6/9/15	MMkt - Bill Maturity	0.00	25,000,000.00	0	0.35	0.350	243.06	0.00	243.06
7/1/15	Closing Balance	0.00	0.00	0	0.35	0.350	0.00	0.00	0.00
						0.355	243.06	0.00	243.06
566508 - Commercial Paper - Tran Type: COMM PAPER, Start: June 8, 2015, Maturity: June 9, 2015									
7/1/14	Opening Balance	0.00	0.00	0	0.00	0.000	0.00	0.00	0.00

Return on Investment - Detail - AST

Between: July 1, 2014 and July 1, 2015

Printed: June 30, 2015 3:13 pm

Cash Flow Date	Transaction Description	Orig Curr Balance	Local Currency Equivalent ()							
			Principal Movement	Days	Yield	Adj Yield	Premium/ (Discount)	Interest	Total Cost	
Arkansas State Treasury (Con't)										
Commercial Paper Disc Note Invest (Con't)										
566508 - Commercial Paper - Tran Type: COMM PAPER, Start: June 8, 2015, Maturity: June 9, 2015										
6/8/15	MMkt - Bill Invest/Issue	-39,700,000.00	(39,700,000.00)	1	0.36	0.365	0.00	0.00	0.00	
6/9/15	MMkt - Bill Maturity	0.00	39,700,000.00	0	0.36	0.360	397.00	0.00	397.00	
7/1/15	Closing Balance	0.00	0.00	0	0.36	0.360	0.00	0.00	0.00	
							0.365	397.00	0.00	397.00
566509 - Commercial Paper - Tran Type: COMM PAPER, Start: June 8, 2015, Maturity: June 9, 2015										
7/1/14	Opening Balance	0.00	0.00	0	0.00	0.000	0.00	0.00	0.00	
6/8/15	MMkt - Bill Invest/Issue	-20,400,000.00	(20,400,000.00)	1	0.37	0.375	0.00	0.00	0.00	
6/9/15	MMkt - Bill Maturity	0.00	20,400,000.00	0	0.37	0.370	209.67	0.00	209.67	
7/1/15	Closing Balance	0.00	0.00	0	0.37	0.370	0.00	0.00	0.00	
							0.375	209.67	0.00	209.67
566510 - Commercial Paper - Tran Type: COMM PAPER, Start: June 8, 2015, Maturity: June 9, 2015										
7/1/14	Opening Balance	0.00	0.00	0	0.00	0.000	0.00	0.00	0.00	
6/8/15	MMkt - Bill Invest/Issue	-70,000,000.00	(70,000,000.00)	1	0.37	0.375	0.00	0.00	0.00	
6/9/15	MMkt - Bill Maturity	0.00	70,000,000.00	0	0.37	0.370	719.44	0.00	719.44	
7/1/15	Closing Balance	0.00	0.00	0	0.37	0.370	0.00	0.00	0.00	
							0.375	719.44	0.00	719.44
566511 - Commercial Paper - Tran Type: COMM PAPER, Start: June 8, 2015, Maturity: June 9, 2015										
7/1/14	Opening Balance	0.00	0.00	0	0.00	0.000	0.00	0.00	0.00	
6/8/15	MMkt - Bill Invest/Issue	-41,000,000.00	(41,000,000.00)	1	0.40	0.406	0.00	0.00	0.00	
6/9/15	MMkt - Bill Maturity	0.00	41,000,000.00	0	0.40	0.400	455.56	0.00	455.56	
7/1/15	Closing Balance	0.00	0.00	0	0.40	0.400	0.00	0.00	0.00	
							0.406	455.56	0.00	455.56
566514 - Commercial Paper - Tran Type: COMM PAPER, Start: June 8, 2015, Maturity: June 15, 2015										
7/1/14	Opening Balance	0.00	0.00	0	0.00	0.000	0.00	0.00	0.00	
6/8/15	MMkt - Bill Invest/Issue	-35,000,000.00	(35,000,000.00)	7	0.45	0.457	0.00	0.00	0.00	
6/15/15	MMkt - Bill Maturity	0.00	35,000,000.00	0	0.45	0.450	3,062.50	0.00	3,062.50	
7/1/15	Closing Balance	0.00	0.00	0	0.45	0.450	0.00	0.00	0.00	
							0.457	3,062.50	0.00	3,062.50
566515 - BOA Securities, LLC MM - Tran Type: COMM PAPER, Start: June 8, 2015, Maturity: August 5, 2015										
7/1/14	Opening Balance	0.00	0.00	0	0.00	0.000	0.00	0.00	0.00	
6/8/15	MMkt - Bill Invest/Issue	-40,000,000.00	(40,000,000.00)	23	0.64	0.650	0.00	0.00	0.00	

Return on Investment - Detail - AST

Between: July 1, 2014 and July 1, 2015

Printed: June 30, 2015 3:13 pm

Cash Flow Date	Transaction Description	Orig Curr Balance	Local Currency Equivalent ()							
			Principal Movement	Days	Yield	Adj Yield	Premium/ (Discount)	Interest	Total Cost	
Arkansas State Treasury (Con't)										
Commercial Paper Disc Note Invest (Con't)										
566515 - BOA Securities, LLC MM - Tran Type: COMM PAPER, Start: June 8, 2015, Maturity: August 5, 2015										
7/1/15	Closing Balance	-40,000,000.00	(40,000,000.00)	0	0.64	0.650	16,345.35	0.00	16,345.35	
							0.650	16,345.35	0.00	16,345.35
566516 - JP Morgan Chase - Tran Type: COMM PAPER, Start: May 22, 2015, Maturity: August 14, 2015										
7/1/14	Opening Balance	0.00	0.00	0	0.00	0.000	0.00	0.00	0.00	
5/22/15	MMkt - Bill Invest/Issue	-50,000,000.00	(50,000,000.00)	40	0.60	0.610	0.00	0.00	0.00	
7/1/15	Closing Balance	-50,000,000.00	(50,000,000.00)	0	0.60	0.610	33,308.86	0.00	33,308.86	
							0.610	33,308.86	0.00	33,308.86
566517 - Commercial Paper - Tran Type: COMM PAPER, Start: May 26, 2015, Maturity: June 2, 2015										
7/1/14	Opening Balance	0.00	0.00	0	0.00	0.000	0.00	0.00	0.00	
5/26/15	MMkt - Bill Invest/Issue	-19,343,000.00	(19,343,000.00)	7	0.42	0.426	0.00	0.00	0.00	
6/2/15	MMkt - Bill Maturity	0.00	19,343,000.00	0	0.42	0.420	1,579.68	0.00	1,579.68	
7/1/15	Closing Balance	0.00	0.00	0	0.42	0.420	0.00	0.00	0.00	
							0.426	1,579.68	0.00	1,579.68
566711 - Commercial Paper - Tran Type: COMM PAPER, Start: June 9, 2015, Maturity: June 10, 2015										
7/1/14	Opening Balance	0.00	0.00	0	0.00	0.000	0.00	0.00	0.00	
6/9/15	MMkt - Bill Invest/Issue	-30,000,000.00	(30,000,000.00)	1	0.35	0.355	0.00	0.00	0.00	
6/10/15	MMkt - Bill Maturity	0.00	30,000,000.00	0	0.35	0.350	291.67	0.00	291.67	
7/1/15	Closing Balance	0.00	0.00	0	0.35	0.350	0.00	0.00	0.00	
							0.355	291.67	0.00	291.67
566712 - Commercial Paper - Tran Type: COMM PAPER, Start: June 9, 2015, Maturity: June 10, 2015										
7/1/14	Opening Balance	0.00	0.00	0	0.00	0.000	0.00	0.00	0.00	
6/9/15	MMkt - Bill Invest/Issue	-3,900,000.00	(3,900,000.00)	1	0.35	0.355	0.00	0.00	0.00	
6/10/15	MMkt - Bill Maturity	0.00	3,900,000.00	0	0.35	0.350	37.92	0.00	37.92	
7/1/15	Closing Balance	0.00	0.00	0	0.35	0.350	0.00	0.00	0.00	
							0.355	37.92	0.00	37.92
566713 - Commercial Paper - Tran Type: COMM PAPER, Start: June 9, 2015, Maturity: June 10, 2015										
7/1/14	Opening Balance	0.00	0.00	0	0.00	0.000	0.00	0.00	0.00	
6/9/15	MMkt - Bill Invest/Issue	-5,050,000.00	(5,050,000.00)	1	0.37	0.375	0.00	0.00	0.00	
6/10/15	MMkt - Bill Maturity	0.00	5,050,000.00	0	0.37	0.370	51.90	0.00	51.90	
7/1/15	Closing Balance	0.00	0.00	0	0.37	0.370	0.00	0.00	0.00	
							0.375	51.90	0.00	51.90

Return on Investment - Detail - AST

Between: July 1, 2014 and July 1, 2015

Printed: June 30, 2015 3:13 pm

Cash Flow Date	Transaction Description	Orig Curr Balance	Local Currency Equivalent ()							
			Principal Movement	Days	Yield	Adj Yield	Premium/ (Discount)	Interest	Total Cost	
Arkansas State Treasury (Con't)										
Commercial Paper Disc Note Invest (Con't)										
566714 - Commercial Paper - Tran Type: COMM PAPER, Start: June 9, 2015, Maturity: June 10, 2015										
7/1/14	Opening Balance	0.00	0.00	0	0.00	0.000	0.00	0.00	0.00	
6/9/15	MMkt - Bill Invest/Issue	-40,000,000.00	(40,000,000.00)	1	0.37	0.375	0.00	0.00	0.00	
6/10/15	MMkt - Bill Maturity	0.00	40,000,000.00	0	0.37	0.370	411.11	0.00	411.11	
7/1/15	Closing Balance	0.00	0.00	0	0.37	0.370	0.00	0.00	0.00	
							0.375	411.11	0.00	411.11
566715 - Commercial Paper - Tran Type: COMM PAPER, Start: June 9, 2015, Maturity: June 10, 2015										
7/1/14	Opening Balance	0.00	0.00	0	0.00	0.000	0.00	0.00	0.00	
6/9/15	MMkt - Bill Invest/Issue	-38,000,000.00	(38,000,000.00)	1	0.40	0.406	0.00	0.00	0.00	
6/10/15	MMkt - Bill Maturity	0.00	38,000,000.00	0	0.40	0.400	422.22	0.00	422.22	
7/1/15	Closing Balance	0.00	0.00	0	0.40	0.400	0.00	0.00	0.00	
							0.406	422.22	0.00	422.22
566716 - Commercial Paper - Tran Type: COMM PAPER, Start: June 9, 2015, Maturity: June 10, 2015										
7/1/14	Opening Balance	0.00	0.00	0	0.00	0.000	0.00	0.00	0.00	
6/9/15	MMkt - Bill Invest/Issue	-60,000,000.00	(60,000,000.00)	1	0.35	0.355	0.00	0.00	0.00	
6/10/15	MMkt - Bill Maturity	0.00	60,000,000.00	0	0.35	0.350	583.33	0.00	583.33	
7/1/15	Closing Balance	0.00	0.00	0	0.35	0.350	0.00	0.00	0.00	
							0.355	583.33	0.00	583.33
566717 - Commercial Paper - Tran Type: COMM PAPER, Start: June 9, 2015, Maturity: June 10, 2015										
7/1/14	Opening Balance	0.00	0.00	0	0.00	0.000	0.00	0.00	0.00	
6/9/15	MMkt - Bill Invest/Issue	-48,000,000.00	(48,000,000.00)	1	0.40	0.406	0.00	0.00	0.00	
6/10/15	MMkt - Bill Maturity	0.00	48,000,000.00	0	0.40	0.400	533.33	0.00	533.33	
7/1/15	Closing Balance	0.00	0.00	0	0.40	0.400	0.00	0.00	0.00	
							0.406	533.33	0.00	533.33
566718 - Commercial Paper - Tran Type: COMM PAPER, Start: June 9, 2015, Maturity: June 10, 2015										
7/1/14	Opening Balance	0.00	0.00	0	0.00	0.000	0.00	0.00	0.00	
6/9/15	MMkt - Bill Invest/Issue	-27,000,000.00	(27,000,000.00)	1	0.35	0.355	0.00	0.00	0.00	
6/10/15	MMkt - Bill Maturity	0.00	27,000,000.00	0	0.35	0.350	262.50	0.00	262.50	
7/1/15	Closing Balance	0.00	0.00	0	0.35	0.350	0.00	0.00	0.00	
							0.355	262.50	0.00	262.50
566719 - Commercial Paper - Tran Type: COMM PAPER, Start: June 9, 2015, Maturity: June 10, 2015										
7/1/14	Opening Balance	0.00	0.00	0	0.00	0.000	0.00	0.00	0.00	

Return on Investment - Detail - AST

Between: July 1, 2014 and July 1, 2015

Printed: June 30, 2015 3:13 pm

Cash Flow Date	Transaction Description	Orig Curr Balance	Local Currency Equivalent ()						
			Principal Movement	Days	Yield	Adj Yield	Premium/ (Discount)	Interest	Total Cost
Arkansas State Treasury (Con't)									
Commercial Paper Disc Note Invest (Con't)									
566719 - Commercial Paper - Tran Type: COMM PAPER, Start: June 9, 2015, Maturity: June 10, 2015									
6/9/15	MMkt - Bill Invest/Issue	-11,755,000.00	(11,755,000.00)	1	0.37	0.375	0.00	0.00	0.00
6/10/15	MMkt - Bill Maturity	0.00	11,755,000.00	0	0.37	0.370	120.82	0.00	120.82
7/1/15	Closing Balance	0.00	0.00	0	0.37	0.370	0.00	0.00	0.00
						0.375	120.82	0.00	120.82
566891 - Commercial Paper - Tran Type: COMM PAPER, Start: June 11, 2015, Maturity: June 15, 2015									
7/1/14	Opening Balance	0.00	0.00	0	0.00	0.000	0.00	0.00	0.00
6/11/15	MMkt - Bill Invest/Issue	-160,000,000.00	(160,000,000.00)	4	0.45	0.457	0.00	0.00	0.00
6/15/15	MMkt - Bill Maturity	0.00	160,000,000.00	0	0.45	0.450	8,000.01	0.00	8,000.01
7/1/15	Closing Balance	0.00	0.00	0	0.45	0.450	0.00	0.00	0.00
						0.457	8,000.01	0.00	8,000.01
566892 - Commercial Paper - Tran Type: COMM PAPER, Start: June 10, 2015, Maturity: June 11, 2015									
7/1/14	Opening Balance	0.00	0.00	0	0.00	0.000	0.00	0.00	0.00
6/10/15	MMkt - Bill Invest/Issue	-60,000,000.00	(60,000,000.00)	1	0.40	0.406	0.00	0.00	0.00
6/11/15	MMkt - Bill Maturity	0.00	60,000,000.00	0	0.40	0.400	666.66	0.00	666.66
7/1/15	Closing Balance	0.00	0.00	0	0.40	0.400	0.00	0.00	0.00
						0.406	666.66	0.00	666.66
566893 - Commercial Paper - Tran Type: COMM PAPER, Start: June 11, 2015, Maturity: June 18, 2015									
7/1/14	Opening Balance	0.00	0.00	0	0.00	0.000	0.00	0.00	0.00
6/11/15	MMkt - Bill Invest/Issue	-4,536,000.00	(4,536,000.00)	7	0.45	0.457	0.00	0.00	0.00
6/18/15	MMkt - Bill Maturity	0.00	4,536,000.00	0	0.45	0.450	396.90	0.00	396.90
7/1/15	Closing Balance	0.00	0.00	0	0.45	0.450	0.00	0.00	0.00
						0.457	396.90	0.00	396.90
566894 - Commercial Paper - Tran Type: COMM PAPER, Start: June 10, 2015, Maturity: June 11, 2015									
7/1/14	Opening Balance	0.00	0.00	0	0.00	0.000	0.00	0.00	0.00
6/10/15	MMkt - Bill Invest/Issue	-13,200,000.00	(13,200,000.00)	1	0.37	0.375	0.00	0.00	0.00
6/11/15	MMkt - Bill Maturity	0.00	13,200,000.00	0	0.37	0.370	135.67	0.00	135.67
7/1/15	Closing Balance	0.00	0.00	0	0.37	0.370	0.00	0.00	0.00
						0.375	135.67	0.00	135.67
566895 - Commercial Paper - Tran Type: COMM PAPER, Start: June 10, 2015, Maturity: June 11, 2015									
7/1/14	Opening Balance	0.00	0.00	0	0.00	0.000	0.00	0.00	0.00
6/10/15	MMkt - Bill Invest/Issue	-82,900,000.00	(82,900,000.00)	1	0.37	0.375	0.00	0.00	0.00

Return on Investment - Detail - AST

Between: July 1, 2014 and July 1, 2015

Printed: June 30, 2015 3:13 pm

Cash Flow Date	Transaction Description	Orig Curr Balance	Local Currency Equivalent ()						
			Principal Movement	Days	Yield	Adj Yield	Premium/ (Discount)	Interest	Total Cost
Arkansas State Treasury (Con't)									
Commercial Paper Disc Note Invest (Con't)									
566895 - Commercial Paper - Tran Type: COMM PAPER, Start: June 10, 2015, Maturity: June 11, 2015									
6/11/15	MMkt - Bill Maturity	0.00	82,900,000.00	0	0.37	0.370	852.03	0.00	852.03
7/1/15	Closing Balance	0.00	0.00	0	0.37	0.370	0.00	0.00	0.00
						0.375	852.03	0.00	852.03
566896 - Commercial Paper - Tran Type: COMM PAPER, Start: June 10, 2015, Maturity: June 17, 2015									
7/1/14	Opening Balance	0.00	0.00	0	0.00	0.000	0.00	0.00	0.00
6/10/15	MMkt - Bill Invest/Issue	-110,000,000.00	(110,000,000.00)	7	0.44	0.447	0.00	0.00	0.00
6/17/15	MMkt - Bill Maturity	0.00	110,000,000.00	0	0.44	0.440	9,411.12	0.00	9,411.12
7/1/15	Closing Balance	0.00	0.00	0	0.44	0.440	0.00	0.00	0.00
						0.447	9,411.12	0.00	9,411.12
566897 - Commercial Paper - Tran Type: COMM PAPER, Start: June 10, 2015, Maturity: June 11, 2015									
7/1/14	Opening Balance	0.00	0.00	0	0.00	0.000	0.00	0.00	0.00
6/10/15	MMkt - Bill Invest/Issue	-18,500,000.00	(18,500,000.00)	1	0.35	0.355	0.00	0.00	0.00
6/11/15	MMkt - Bill Maturity	0.00	18,500,000.00	0	0.35	0.350	179.86	0.00	179.86
7/1/15	Closing Balance	0.00	0.00	0	0.35	0.350	0.00	0.00	0.00
						0.355	179.86	0.00	179.86
566898 - Commercial Paper - Tran Type: COMM PAPER, Start: June 10, 2015, Maturity: June 11, 2015									
7/1/14	Opening Balance	0.00	0.00	0	0.00	0.000	0.00	0.00	0.00
6/10/15	MMkt - Bill Invest/Issue	-50,000,000.00	(50,000,000.00)	1	0.35	0.355	0.00	0.00	0.00
6/11/15	MMkt - Bill Maturity	0.00	50,000,000.00	0	0.35	0.350	486.11	0.00	486.11
7/1/15	Closing Balance	0.00	0.00	0	0.35	0.350	0.00	0.00	0.00
						0.355	486.11	0.00	486.11
566899 - Commercial Paper - Tran Type: COMM PAPER, Start: June 10, 2015, Maturity: June 11, 2015									
7/1/14	Opening Balance	0.00	0.00	0	0.00	0.000	0.00	0.00	0.00
6/10/15	MMkt - Bill Invest/Issue	-11,261,000.00	(11,261,000.00)	1	0.37	0.375	0.00	0.00	0.00
6/11/15	MMkt - Bill Maturity	0.00	11,261,000.00	0	0.37	0.370	115.74	0.00	115.74
7/1/15	Closing Balance	0.00	0.00	0	0.37	0.370	0.00	0.00	0.00
						0.375	115.74	0.00	115.74
567084 - Commercial Paper - Tran Type: COMM PAPER, Start: June 11, 2015, Maturity: June 12, 2015									
7/1/14	Opening Balance	0.00	0.00	0	0.00	0.000	0.00	0.00	0.00
6/11/15	MMkt - Bill Invest/Issue	-58,280,000.00	(58,280,000.00)	1	0.35	0.355	0.00	0.00	0.00
6/12/15	MMkt - Bill Maturity	0.00	58,280,000.00	0	0.35	0.350	566.61	0.00	566.61

Return on Investment - Detail - AST

Between: July 1, 2014 and July 1, 2015

Printed: June 30, 2015 3:13 pm

Cash Flow Date	Transaction Description	Orig Curr Balance	Local Currency Equivalent ()							
			Principal Movement	Days	Yield	Adj Yield	Premium/ (Discount)	Interest	Total Cost	
Arkansas State Treasury (Con't)										
Commercial Paper Disc Note Invest (Con't)										
567084 - Commercial Paper - Tran Type: COMM PAPER, Start: June 11, 2015, Maturity: June 12, 2015										
7/1/15	Closing Balance	0.00	0.00	0	0.35	0.350	0.00	0.00	0.00	0.00
							0.355	566.61	0.00	566.61
567085 - Commercial Paper - Tran Type: COMM PAPER, Start: June 11, 2015, Maturity: June 17, 2015										
7/1/14	Opening Balance	0.00	0.00	0	0.00	0.000	0.00	0.00	0.00	0.00
6/11/15	MMkt - Bill Invest/Issue	-26,000,000.00	(26,000,000.00)	6	0.36	0.365	0.00	0.00	0.00	0.00
6/17/15	MMkt - Bill Maturity	0.00	26,000,000.00	0	0.36	0.360	1,560.00	0.00	0.00	1,560.00
7/1/15	Closing Balance	0.00	0.00	0	0.36	0.360	0.00	0.00	0.00	0.00
							0.365	1,560.00	0.00	1,560.00
567086 - Commercial Paper - Tran Type: COMM PAPER, Start: June 11, 2015, Maturity: June 16, 2015										
7/1/14	Opening Balance	0.00	0.00	0	0.00	0.000	0.00	0.00	0.00	0.00
6/11/15	MMkt - Bill Invest/Issue	-21,000,000.00	(21,000,000.00)	5	0.37	0.376	0.00	0.00	0.00	0.00
6/16/15	MMkt - Bill Maturity	0.00	21,000,000.00	0	0.37	0.370	1,079.17	0.00	0.00	1,079.17
7/1/15	Closing Balance	0.00	0.00	0	0.37	0.370	0.00	0.00	0.00	0.00
							0.376	1,079.17	0.00	1,079.17
567087 - Commercial Paper - Tran Type: COMM PAPER, Start: June 11, 2015, Maturity: June 12, 2015										
7/1/14	Opening Balance	0.00	0.00	0	0.00	0.000	0.00	0.00	0.00	0.00
6/11/15	MMkt - Bill Invest/Issue	-31,900,000.00	(31,900,000.00)	1	0.35	0.355	0.00	0.00	0.00	0.00
6/12/15	MMkt - Bill Maturity	0.00	31,900,000.00	0	0.35	0.350	310.14	0.00	0.00	310.14
7/1/15	Closing Balance	0.00	0.00	0	0.35	0.350	0.00	0.00	0.00	0.00
							0.355	310.14	0.00	310.14
567088 - Commercial Paper - Tran Type: COMM PAPER, Start: June 11, 2015, Maturity: June 12, 2015										
7/1/14	Opening Balance	0.00	0.00	0	0.00	0.000	0.00	0.00	0.00	0.00
6/11/15	MMkt - Bill Invest/Issue	-33,000,000.00	(33,000,000.00)	1	0.40	0.406	0.00	0.00	0.00	0.00
6/12/15	MMkt - Bill Maturity	0.00	33,000,000.00	0	0.40	0.400	366.67	0.00	0.00	366.67
7/1/15	Closing Balance	0.00	0.00	0	0.40	0.400	0.00	0.00	0.00	0.00
							0.406	366.67	0.00	366.67
567089 - Commercial Paper - Tran Type: COMM PAPER, Start: June 11, 2015, Maturity: June 12, 2015										
7/1/14	Opening Balance	0.00	0.00	0	0.00	0.000	0.00	0.00	0.00	0.00
6/11/15	MMkt - Bill Invest/Issue	-20,000,000.00	(20,000,000.00)	1	0.35	0.355	0.00	0.00	0.00	0.00
6/12/15	MMkt - Bill Maturity	0.00	20,000,000.00	0	0.35	0.350	194.44	0.00	0.00	194.44
7/1/15	Closing Balance	0.00	0.00	0	0.35	0.350	0.00	0.00	0.00	0.00

Return on Investment - Detail - AST

Between: July 1, 2014 and July 1, 2015

Printed: June 30, 2015 3:13 pm

Cash Flow Date	Transaction Description	Orig Curr Balance	Local Currency Equivalent ()							
			Principal Movement	Days	Yield	Adj Yield	Premium/ (Discount)	Interest	Total Cost	
Arkansas State Treasury (Con't)										
Commercial Paper Disc Note Invest (Con't)										
							0.355	194.44	0.00	194.44
567090 - Commercial Paper - Tran Type: COMM PAPER, Start: June 11, 2015, Maturity: June 12, 2015										
7/1/14	Opening Balance	0.00	0.00	0	0.00	0.000	0.00	0.00	0.00	0.00
6/11/15	MMkt - Bill Invest/Issue	-65,000,000.00	(65,000,000.00)	1	0.40	0.406	0.00	0.00	0.00	0.00
6/12/15	MMkt - Bill Maturity	0.00	65,000,000.00	0	0.40	0.400	722.21	0.00	0.00	722.21
7/1/15	Closing Balance	0.00	0.00	0	0.40	0.400	0.00	0.00	0.00	0.00
							0.406	722.21	0.00	722.21
567532 - Commercial Paper - Tran Type: COMM PAPER, Start: June 15, 2015, Maturity: June 16, 2015										
7/1/14	Opening Balance	0.00	0.00	0	0.00	0.000	0.00	0.00	0.00	0.00
6/15/15	MMkt - Bill Invest/Issue	-20,000,000.00	(20,000,000.00)	1	0.40	0.406	0.00	0.00	0.00	0.00
6/16/15	MMkt - Bill Maturity	0.00	20,000,000.00	0	0.40	0.400	222.22	0.00	0.00	222.22
7/1/15	Closing Balance	0.00	0.00	0	0.40	0.400	0.00	0.00	0.00	0.00
							0.406	222.22	0.00	222.22
567533 - Commercial Paper - Tran Type: COMM PAPER, Start: June 15, 2015, Maturity: June 16, 2015										
7/1/14	Opening Balance	0.00	0.00	0	0.00	0.000	0.00	0.00	0.00	0.00
6/15/15	MMkt - Bill Invest/Issue	-74,882,000.00	(74,882,000.00)	1	0.40	0.406	0.00	0.00	0.00	0.00
6/16/15	MMkt - Bill Maturity	0.00	74,882,000.00	0	0.40	0.400	832.02	0.00	0.00	832.02
7/1/15	Closing Balance	0.00	0.00	0	0.40	0.400	0.00	0.00	0.00	0.00
							0.406	832.02	0.00	832.02
567534 - Commercial Paper - Tran Type: COMM PAPER, Start: June 15, 2015, Maturity: June 16, 2015										
7/1/14	Opening Balance	0.00	0.00	0	0.00	0.000	0.00	0.00	0.00	0.00
6/15/15	MMkt - Bill Invest/Issue	-31,830,000.00	(31,830,000.00)	1	0.38	0.386	0.00	0.00	0.00	0.00
6/16/15	MMkt - Bill Maturity	0.00	31,830,000.00	0	0.38	0.380	335.98	0.00	0.00	335.98
7/1/15	Closing Balance	0.00	0.00	0	0.38	0.380	0.00	0.00	0.00	0.00
							0.386	335.98	0.00	335.98
567535 - Commercial Paper - Tran Type: COMM PAPER, Start: June 15, 2015, Maturity: June 19, 2015										
7/1/14	Opening Balance	0.00	0.00	0	0.00	0.000	0.00	0.00	0.00	0.00
6/15/15	MMkt - Bill Invest/Issue	-23,100,000.00	(23,100,000.00)	4	0.46	0.467	0.00	0.00	0.00	0.00
6/19/15	MMkt - Bill Maturity	0.00	23,100,000.00	0	0.46	0.460	1,180.67	0.00	0.00	1,180.67
7/1/15	Closing Balance	0.00	0.00	0	0.46	0.460	0.00	0.00	0.00	0.00
							0.467	1,180.67	0.00	1,180.67
567679 - Commercial Paper - Tran Type: COMM PAPER, Start: June 16, 2015, Maturity: June 17, 2015										

Return on Investment - Detail - AST

Between: July 1, 2014 and July 1, 2015

Printed: June 30, 2015 3:13 pm

Cash Flow Date	Transaction Description	Orig Curr Balance	Local Currency Equivalent ()						Interest	Total Cost
			Principal Movement	Days	Yield	Adj Yield	Premium/ (Discount)			
Arkansas State Treasury (Con't)										
Commercial Paper Disc Note Invest (Con't)										
567679 - Commercial Paper - Tran Type: COMM PAPER, Start: June 16, 2015, Maturity: June 17, 2015										
7/1/14	Opening Balance	0.00	0.00	0	0.00	0.000	0.00	0.00	0.00	
6/16/15	MMkt - Bill Invest/Issue	-10,000,000.00	(10,000,000.00)	1	0.45	0.457	0.00	0.00	0.00	
6/17/15	MMkt - Bill Maturity	0.00	10,000,000.00	0	0.45	0.450	125.00	0.00	125.00	
7/1/15	Closing Balance	0.00	0.00	0	0.45	0.450	0.00	0.00	0.00	
						0.457	125.00	0.00	125.00	
567680 - Commercial Paper - Tran Type: COMM PAPER, Start: June 16, 2015, Maturity: June 17, 2015										
7/1/14	Opening Balance	0.00	0.00	0	0.00	0.000	0.00	0.00	0.00	
6/16/15	MMkt - Bill Invest/Issue	-24,000,000.00	(24,000,000.00)	1	0.40	0.406	0.00	0.00	0.00	
6/17/15	MMkt - Bill Maturity	0.00	24,000,000.00	0	0.40	0.400	266.66	0.00	266.66	
7/1/15	Closing Balance	0.00	0.00	0	0.40	0.400	0.00	0.00	0.00	
						0.406	266.66	0.00	266.66	
567681 - Commercial Paper - Tran Type: COMM PAPER, Start: June 16, 2015, Maturity: June 17, 2015										
7/1/14	Opening Balance	0.00	0.00	0	0.00	0.000	0.00	0.00	0.00	
6/16/15	MMkt - Bill Invest/Issue	-50,000,000.00	(50,000,000.00)	1	0.40	0.406	0.00	0.00	0.00	
6/17/15	MMkt - Bill Maturity	0.00	50,000,000.00	0	0.40	0.400	555.55	0.00	555.55	
7/1/15	Closing Balance	0.00	0.00	0	0.40	0.400	0.00	0.00	0.00	
						0.406	555.55	0.00	555.55	
567682 - Commercial Paper - Tran Type: COMM PAPER, Start: June 16, 2015, Maturity: June 30, 2015										
7/1/14	Opening Balance	0.00	0.00	0	0.00	0.000	0.00	0.00	0.00	
6/16/15	MMkt - Bill Invest/Issue	-19,000,000.00	(19,000,000.00)	14	0.60	0.609	0.00	0.00	0.00	
6/30/15	MMkt - Bill Maturity	0.00	19,000,000.00	0	0.60	0.600	4,433.33	0.00	4,433.33	
7/1/15	Closing Balance	0.00	0.00	0	0.60	0.600	0.00	0.00	0.00	
						0.609	4,433.33	0.00	4,433.33	
567683 - Commercial Paper - Tran Type: COMM PAPER, Start: June 16, 2015, Maturity: June 22, 2015										
7/1/14	Opening Balance	0.00	0.00	0	0.00	0.000	0.00	0.00	0.00	
6/16/15	MMkt - Bill Invest/Issue	-32,050,000.00	(32,050,000.00)	6	0.47	0.477	0.00	0.00	0.00	
6/22/15	MMkt - Bill Maturity	0.00	32,050,000.00	0	0.47	0.470	2,510.58	0.00	2,510.58	
7/1/15	Closing Balance	0.00	0.00	0	0.47	0.470	0.00	0.00	0.00	
						0.477	2,510.58	0.00	2,510.58	
567684 - Commercial Paper - Tran Type: COMM PAPER, Start: June 16, 2015, Maturity: June 17, 2015										
7/1/14	Opening Balance	0.00	0.00	0	0.00	0.000	0.00	0.00	0.00	

Return on Investment - Detail - AST

Between: July 1, 2014 and July 1, 2015

Printed: June 30, 2015 3:13 pm

Cash Flow Date	Transaction Description	Orig Curr Balance	Local Currency Equivalent ()							
			Principal Movement	Days	Yield	Adj Yield	Premium/ (Discount)	Interest	Total Cost	
Arkansas State Treasury (Con't)										
Commercial Paper Disc Note Invest (Con't)										
567684 - Commercial Paper - Tran Type: COMM PAPER, Start: June 16, 2015, Maturity: June 17, 2015										
6/16/15	MMkt - Bill Invest/Issue	-25,284,000.00	(25,284,000.00)	1	0.36	0.365	0.00	0.00	0.00	
6/17/15	MMkt - Bill Maturity	0.00	25,284,000.00	0	0.36	0.360	252.84	0.00	252.84	
7/1/15	Closing Balance	0.00	0.00	0	0.36	0.360	0.00	0.00	0.00	
							0.365	252.84	0.00	252.84
567685 - Commercial Paper - Tran Type: COMM PAPER, Start: June 16, 2015, Maturity: June 17, 2015										
7/1/14	Opening Balance	0.00	0.00	0	0.00	0.000	0.00	0.00	0.00	
6/16/15	MMkt - Bill Invest/Issue	-45,000,000.00	(45,000,000.00)	1	0.43	0.436	0.00	0.00	0.00	
6/17/15	MMkt - Bill Maturity	0.00	45,000,000.00	0	0.43	0.430	537.51	0.00	537.51	
7/1/15	Closing Balance	0.00	0.00	0	0.43	0.430	0.00	0.00	0.00	
							0.436	537.51	0.00	537.51
567688 - Commercial Paper - Tran Type: COMM PAPER, Start: June 16, 2015, Maturity: June 17, 2015										
7/1/14	Opening Balance	0.00	0.00	0	0.00	0.000	0.00	0.00	0.00	
6/16/15	MMkt - Bill Invest/Issue	-56,710,000.00	(56,710,000.00)	1	0.38	0.386	0.00	0.00	0.00	
6/17/15	MMkt - Bill Maturity	0.00	56,710,000.00	0	0.38	0.380	598.61	0.00	598.61	
7/1/15	Closing Balance	0.00	0.00	0	0.38	0.380	0.00	0.00	0.00	
							0.386	598.61	0.00	598.61
567689 - Commercial Paper - Tran Type: COMM PAPER, Start: June 16, 2015, Maturity: June 17, 2015										
7/1/14	Opening Balance	0.00	0.00	0	0.00	0.000	0.00	0.00	0.00	
6/16/15	MMkt - Bill Invest/Issue	-35,000,000.00	(35,000,000.00)	1	0.40	0.406	0.00	0.00	0.00	
6/17/15	MMkt - Bill Maturity	0.00	35,000,000.00	0	0.40	0.400	388.89	0.00	388.89	
7/1/15	Closing Balance	0.00	0.00	0	0.40	0.400	0.00	0.00	0.00	
							0.406	388.89	0.00	388.89
567911 - Commercial Paper - Tran Type: COMM PAPER, Start: June 17, 2015, Maturity: June 24, 2015										
7/1/14	Opening Balance	0.00	0.00	0	0.00	0.000	0.00	0.00	0.00	
6/17/15	MMkt - Bill Invest/Issue	-25,000,000.00	(25,000,000.00)	7	0.49	0.497	0.00	0.00	0.00	
6/24/15	MMkt - Bill Maturity	0.00	25,000,000.00	0	0.49	0.490	2,381.95	0.00	2,381.95	
7/1/15	Closing Balance	0.00	0.00	0	0.49	0.490	0.00	0.00	0.00	
							0.497	2,381.95	0.00	2,381.95
567912 - Commercial Paper - Tran Type: COMM PAPER, Start: June 17, 2015, Maturity: June 18, 2015										
7/1/14	Opening Balance	0.00	0.00	0	0.00	0.000	0.00	0.00	0.00	
6/17/15	MMkt - Bill Invest/Issue	-13,000,000.00	(13,000,000.00)	1	0.37	0.375	0.00	0.00	0.00	

Return on Investment - Detail - AST

Between: July 1, 2014 and July 1, 2015

Printed: June 30, 2015 3:13 pm

Cash Flow Date	Transaction Description	Orig Curr Balance	Local Currency Equivalent ()							
			Principal Movement	Days	Yield	Adj Yield	Premium/ (Discount)	Interest	Total Cost	
Arkansas State Treasury (Con't)										
Commercial Paper Disc Note Invest (Con't)										
567912 - Commercial Paper - Tran Type: COMM PAPER, Start: June 17, 2015, Maturity: June 18, 2015										
6/18/15	MMkt - Bill Maturity	0.00	13,000,000.00	0	0.37	0.370	133.61	0.00	133.61	
7/1/15	Closing Balance	0.00	0.00	0	0.37	0.370	0.00	0.00	0.00	
						0.375	133.61	0.00	133.61	
567913 - Commercial Paper - Tran Type: COMM PAPER, Start: June 17, 2015, Maturity: June 24, 2015										
7/1/14	Opening Balance	0.00	0.00	0	0.00	0.000	0.00	0.00	0.00	
6/17/15	MMkt - Bill Invest/Issue	-17,000,000.00	(17,000,000.00)	7	0.45	0.457	0.00	0.00	0.00	
6/24/15	MMkt - Bill Maturity	0.00	17,000,000.00	0	0.45	0.450	1,487.50	0.00	1,487.50	
7/1/15	Closing Balance	0.00	0.00	0	0.45	0.450	0.00	0.00	0.00	
						0.457	1,487.50	0.00	1,487.50	
567914 - Commercial Paper - Tran Type: COMM PAPER, Start: June 17, 2015, Maturity: June 18, 2015										
7/1/14	Opening Balance	0.00	0.00	0	0.00	0.000	0.00	0.00	0.00	
6/17/15	MMkt - Bill Invest/Issue	-29,300,000.00	(29,300,000.00)	1	0.37	0.375	0.00	0.00	0.00	
6/18/15	MMkt - Bill Maturity	0.00	29,300,000.00	0	0.37	0.370	301.14	0.00	301.14	
7/1/15	Closing Balance	0.00	0.00	0	0.37	0.370	0.00	0.00	0.00	
						0.375	301.14	0.00	301.14	
567915 - Commercial Paper - Tran Type: COMM PAPER, Start: June 17, 2015, Maturity: June 18, 2015										
7/1/14	Opening Balance	0.00	0.00	0	0.00	0.000	0.00	0.00	0.00	
6/17/15	MMkt - Bill Invest/Issue	-15,600,000.00	(15,600,000.00)	1	0.40	0.406	0.00	0.00	0.00	
6/18/15	MMkt - Bill Maturity	0.00	15,600,000.00	0	0.40	0.400	173.33	0.00	173.33	
7/1/15	Closing Balance	0.00	0.00	0	0.40	0.400	0.00	0.00	0.00	
						0.406	173.33	0.00	173.33	
567916 - Commercial Paper - Tran Type: COMM PAPER, Start: June 17, 2015, Maturity: June 18, 2015										
7/1/14	Opening Balance	0.00	0.00	0	0.00	0.000	0.00	0.00	0.00	
6/17/15	MMkt - Bill Invest/Issue	-16,000,000.00	(16,000,000.00)	1	0.40	0.406	0.00	0.00	0.00	
6/18/15	MMkt - Bill Maturity	0.00	16,000,000.00	0	0.40	0.400	177.78	0.00	177.78	
7/1/15	Closing Balance	0.00	0.00	0	0.40	0.400	0.00	0.00	0.00	
						0.406	177.78	0.00	177.78	
567917 - Commercial Paper - Tran Type: COMM PAPER, Start: June 17, 2015, Maturity: June 18, 2015										
7/1/14	Opening Balance	0.00	0.00	0	0.00	0.000	0.00	0.00	0.00	
6/17/15	MMkt - Bill Invest/Issue	-18,000,000.00	(18,000,000.00)	1	0.36	0.365	0.00	0.00	0.00	
6/18/15	MMkt - Bill Maturity	0.00	18,000,000.00	0	0.36	0.360	180.00	0.00	180.00	

Return on Investment - Detail - AST

Between: July 1, 2014 and July 1, 2015

Printed: June 30, 2015 3:13 pm

Cash Flow Date	Transaction Description	Orig Curr Balance	Local Currency Equivalent ()							
			Principal Movement	Days	Yield	Adj Yield	Premium/ (Discount)	Interest	Total Cost	
Arkansas State Treasury (Con't)										
Commercial Paper Disc Note Invest (Con't)										
567917 - Commercial Paper - Tran Type: COMM PAPER, Start: June 17, 2015, Maturity: June 18, 2015										
7/1/15	Closing Balance	0.00	0.00	0	0.36	0.360	0.00	0.00	0.00	0.00
							0.365	180.00	0.00	180.00
567918 - Commercial Paper - Tran Type: COMM PAPER, Start: June 17, 2015, Maturity: June 18, 2015										
7/1/14	Opening Balance	0.00	0.00	0	0.00	0.000	0.00	0.00	0.00	0.00
6/17/15	MMkt - Bill Invest/Issue	-44,000,000.00	(44,000,000.00)	1	0.36	0.365	0.00	0.00	0.00	0.00
6/18/15	MMkt - Bill Maturity	0.00	44,000,000.00	0	0.36	0.360	440.00	0.00	0.00	440.00
7/1/15	Closing Balance	0.00	0.00	0	0.36	0.360	0.00	0.00	0.00	0.00
							0.365	440.00	0.00	440.00
567919 - Commercial Paper - Tran Type: COMM PAPER, Start: June 17, 2015, Maturity: June 18, 2015										
7/1/14	Opening Balance	0.00	0.00	0	0.00	0.000	0.00	0.00	0.00	0.00
6/17/15	MMkt - Bill Invest/Issue	-95,000,000.00	(95,000,000.00)	1	0.38	0.386	0.00	0.00	0.00	0.00
6/18/15	MMkt - Bill Maturity	0.00	95,000,000.00	0	0.38	0.380	1,002.78	0.00	0.00	1,002.78
7/1/15	Closing Balance	0.00	0.00	0	0.38	0.380	0.00	0.00	0.00	0.00
							0.386	1,002.78	0.00	1,002.78
567920 - Commercial Paper - Tran Type: COMM PAPER, Start: June 17, 2015, Maturity: June 18, 2015										
7/1/14	Opening Balance	0.00	0.00	0	0.00	0.000	0.00	0.00	0.00	0.00
6/17/15	MMkt - Bill Invest/Issue	-75,000,000.00	(75,000,000.00)	1	0.40	0.406	0.00	0.00	0.00	0.00
6/18/15	MMkt - Bill Maturity	0.00	75,000,000.00	0	0.40	0.400	833.33	0.00	0.00	833.33
7/1/15	Closing Balance	0.00	0.00	0	0.40	0.400	0.00	0.00	0.00	0.00
							0.406	833.33	0.00	833.33
567921 - Commercial Paper - Tran Type: COMM PAPER, Start: June 17, 2015, Maturity: June 18, 2015										
7/1/14	Opening Balance	0.00	0.00	0	0.00	0.000	0.00	0.00	0.00	0.00
6/17/15	MMkt - Bill Invest/Issue	-46,600,000.00	(46,600,000.00)	1	0.37	0.375	0.00	0.00	0.00	0.00
6/18/15	MMkt - Bill Maturity	0.00	46,600,000.00	0	0.37	0.370	478.94	0.00	0.00	478.94
7/1/15	Closing Balance	0.00	0.00	0	0.37	0.370	0.00	0.00	0.00	0.00
							0.375	478.94	0.00	478.94
567922 - Commercial Paper - Tran Type: COMM PAPER, Start: June 17, 2015, Maturity: June 26, 2015										
7/1/14	Opening Balance	0.00	0.00	0	0.00	0.000	0.00	0.00	0.00	0.00
6/17/15	MMkt - Bill Invest/Issue	-10,000,000.00	(10,000,000.00)	9	0.42	0.426	0.00	0.00	0.00	0.00
6/26/15	MMkt - Bill Maturity	0.00	10,000,000.00	0	0.42	0.420	1,050.00	0.00	0.00	1,050.00
7/1/15	Closing Balance	0.00	0.00	0	0.42	0.420	0.00	0.00	0.00	0.00

Return on Investment - Detail - AST

Between: July 1, 2014 and July 1, 2015

Printed: June 30, 2015 3:13 pm

Cash Flow Date	Transaction Description	Orig Curr Balance	Local Currency Equivalent ()							
			Principal Movement	Days	Yield	Adj Yield	Premium/ (Discount)	Interest	Total Cost	
Arkansas State Treasury (Con't)										
Commercial Paper Disc Note Invest (Con't)										
							0.426	1,050.00	0.00	1,050.00
567923 - Commercial Paper - Tran Type: COMM PAPER, Start: June 17, 2015, Maturity: June 25, 2015										
7/1/14	Opening Balance	0.00	0.00	0	0.00	0.000	0.00	0.00	0.00	0.00
6/17/15	MMkt - Bill Invest/Issue	-17,280,000.00	(17,280,000.00)	8	0.42	0.426	0.00	0.00	0.00	0.00
6/25/15	MMkt - Bill Maturity	0.00	17,280,000.00	0	0.42	0.420	1,612.80	0.00	0.00	1,612.80
7/1/15	Closing Balance	0.00	0.00	0	0.42	0.420	0.00	0.00	0.00	0.00
							0.426	1,612.80	0.00	1,612.80
567924 - Commercial Paper - Tran Type: COMM PAPER, Start: June 17, 2015, Maturity: June 26, 2015										
7/1/14	Opening Balance	0.00	0.00	0	0.00	0.000	0.00	0.00	0.00	0.00
6/17/15	MMkt - Bill Invest/Issue	-47,000,000.00	(47,000,000.00)	9	0.43	0.436	0.00	0.00	0.00	0.00
6/26/15	MMkt - Bill Maturity	0.00	47,000,000.00	0	0.43	0.430	5,052.50	0.00	0.00	5,052.50
7/1/15	Closing Balance	0.00	0.00	0	0.43	0.430	0.00	0.00	0.00	0.00
							0.436	5,052.50	0.00	5,052.50
567934 - BOA Securities, LLC MM - Tran Type: COMM PAPER, Start: May 22, 2015, Maturity: July 21, 2015										
7/1/14	Opening Balance	0.00	0.00	0	0.00	0.000	0.00	0.00	0.00	0.00
5/22/15	MMkt - Bill Invest/Issue	-33,600,000.00	(33,600,000.00)	40	0.71	0.722	0.00	0.00	0.00	0.00
7/1/15	Closing Balance	-33,600,000.00	(33,600,000.00)	0	0.71	0.722	26,496.21	0.00	0.00	26,496.21
							0.722	26,496.21	0.00	26,496.21
568140 - Commercial Paper - Tran Type: COMM PAPER, Start: June 18, 2015, Maturity: June 19, 2015										
7/1/14	Opening Balance	0.00	0.00	0	0.00	0.000	0.00	0.00	0.00	0.00
6/18/15	MMkt - Bill Invest/Issue	-38,000,000.00	(38,000,000.00)	1	0.37	0.375	0.00	0.00	0.00	0.00
6/19/15	MMkt - Bill Maturity	0.00	38,000,000.00	0	0.37	0.370	390.56	0.00	0.00	390.56
7/1/15	Closing Balance	0.00	0.00	0	0.37	0.370	0.00	0.00	0.00	0.00
							0.375	390.56	0.00	390.56
568141 - Commercial Paper - Tran Type: COMM PAPER, Start: June 19, 2015, Maturity: June 26, 2015										
7/1/14	Opening Balance	0.00	0.00	0	0.00	0.000	0.00	0.00	0.00	0.00
6/19/15	MMkt - Bill Invest/Issue	-50,000,000.00	(50,000,000.00)	7	0.42	0.426	0.00	0.00	0.00	0.00
6/26/15	MMkt - Bill Maturity	0.00	50,000,000.00	0	0.42	0.420	4,083.33	0.00	0.00	4,083.33
7/1/15	Closing Balance	0.00	0.00	0	0.42	0.420	0.00	0.00	0.00	0.00
							0.426	4,083.33	0.00	4,083.33
568142 - Suntrust Capital Markets - Tran Type: COMM PAPER, Start: June 19, 2015, Maturity: July 24, 2015										
7/1/14	Opening Balance	0.00	0.00	0	0.00	0.000	0.00	0.00	0.00	0.00

Return on Investment - Detail - AST

Between: July 1, 2014 and July 1, 2015

Printed: June 30, 2015 3:13 pm

Cash Flow Date	Transaction Description	Orig Curr Balance	Local Currency Equivalent ()							
			Principal Movement	Days	Yield	Adj Yield	Premium/ (Discount)	Interest	Total Cost	
Arkansas State Treasury (Con't)										
Commercial Paper Disc Note Invest (Con't)										
568142 - Suntrust Capital Markets - Tran Type: COMM PAPER, Start: June 19, 2015, Maturity: July 24, 2015										
6/19/15	MMkt - Bill Invest/Issue	-20,000,000.00	(20,000,000.00)	12	0.60	0.609	0.00	0.00	0.00	
7/1/15	Closing Balance	-20,000,000.00	(20,000,000.00)	0	0.60	0.609	3,998.47	0.00	3,998.47	
							0.609	3,998.47	0.00	3,998.47
568143 - BOA Securities, LLC MM - Tran Type: COMM PAPER, Start: June 18, 2015, Maturity: July 13, 2015										
7/1/14	Opening Balance	0.00	0.00	0	0.00	0.000	0.00	0.00	0.00	
6/18/15	MMkt - Bill Invest/Issue	-14,910,000.00	(14,910,000.00)	13	0.65	0.660	0.00	0.00	0.00	
7/1/15	Closing Balance	-14,910,000.00	(14,910,000.00)	0	0.65	0.660	3,498.95	0.00	3,498.95	
							0.660	3,498.95	0.00	3,498.95
568144 - Commercial Paper - Tran Type: COMM PAPER, Start: June 18, 2015, Maturity: June 19, 2015										
7/1/14	Opening Balance	0.00	0.00	0	0.00	0.000	0.00	0.00	0.00	
6/18/15	MMkt - Bill Invest/Issue	-37,000,000.00	(37,000,000.00)	1	0.40	0.406	0.00	0.00	0.00	
6/19/15	MMkt - Bill Maturity	0.00	37,000,000.00	0	0.40	0.400	411.11	0.00	411.11	
7/1/15	Closing Balance	0.00	0.00	0	0.40	0.400	0.00	0.00	0.00	
							0.406	411.11	0.00	411.11
568145 - Commercial Paper - Tran Type: COMM PAPER, Start: June 18, 2015, Maturity: June 30, 2015										
7/1/14	Opening Balance	0.00	0.00	0	0.00	0.000	0.00	0.00	0.00	
6/18/15	MMkt - Bill Invest/Issue	-20,000,000.00	(20,000,000.00)	12	0.45	0.457	0.00	0.00	0.00	
6/30/15	MMkt - Bill Maturity	0.00	20,000,000.00	0	0.45	0.450	3,000.00	0.00	3,000.00	
7/1/15	Closing Balance	0.00	0.00	0	0.45	0.450	0.00	0.00	0.00	
							0.457	3,000.00	0.00	3,000.00
568146 - Suntrust Capital Markets - Tran Type: COMM PAPER, Start: June 18, 2015, Maturity: August 14, 2015										
7/1/14	Opening Balance	0.00	0.00	0	0.00	0.000	0.00	0.00	0.00	
6/18/15	MMkt - Bill Invest/Issue	-22,000,000.00	(22,000,000.00)	13	0.65	0.660	0.00	0.00	0.00	
7/1/15	Closing Balance	-22,000,000.00	(22,000,000.00)	0	0.65	0.660	5,159.79	0.00	5,159.79	
							0.660	5,159.79	0.00	5,159.79
568147 - Commercial Paper - Tran Type: COMM PAPER, Start: June 18, 2015, Maturity: June 19, 2015										
7/1/14	Opening Balance	0.00	0.00	0	0.00	0.000	0.00	0.00	0.00	
6/18/15	MMkt - Bill Invest/Issue	-50,000,000.00	(50,000,000.00)	1	0.40	0.406	0.00	0.00	0.00	
6/19/15	MMkt - Bill Maturity	0.00	50,000,000.00	0	0.40	0.400	555.55	0.00	555.55	
7/1/15	Closing Balance	0.00	0.00	0	0.40	0.400	0.00	0.00	0.00	
							0.406	555.55	0.00	555.55

Return on Investment - Detail - AST

Between: July 1, 2014 and July 1, 2015

Printed: June 30, 2015 3:13 pm

Cash Flow Date	Transaction Description	Orig Curr Balance	Local Currency Equivalent ()							
			Principal Movement	Days	Yield	Adj Yield	Premium/ (Discount)	Interest	Total Cost	
Arkansas State Treasury (Con't)										
Commercial Paper Disc Note Invest (Con't)										
568148 - Commercial Paper - Tran Type: COMM PAPER, Start: June 18, 2015, Maturity: June 19, 2015										
7/1/14	Opening Balance	0.00	0.00	0	0.00	0.000	0.00	0.00	0.00	
6/18/15	MMkt - Bill Invest/Issue	-79,000,000.00	(79,000,000.00)	1	0.40	0.406	0.00	0.00	0.00	
6/19/15	MMkt - Bill Maturity	0.00	79,000,000.00	0	0.40	0.400	877.77	0.00	877.77	
7/1/15	Closing Balance	0.00	0.00	0	0.40	0.400	0.00	0.00	0.00	
							0.406	877.77	0.00	877.77
568149 - Commercial Paper - Tran Type: COMM PAPER, Start: June 18, 2015, Maturity: June 19, 2015										
7/1/14	Opening Balance	0.00	0.00	0	0.00	0.000	0.00	0.00	0.00	
6/18/15	MMkt - Bill Invest/Issue	-25,500,000.00	(25,500,000.00)	1	0.42	0.426	0.00	0.00	0.00	
6/19/15	MMkt - Bill Maturity	0.00	25,500,000.00	0	0.42	0.420	297.50	0.00	297.50	
7/1/15	Closing Balance	0.00	0.00	0	0.42	0.420	0.00	0.00	0.00	
							0.426	297.50	0.00	297.50
568150 - Commercial Paper - Tran Type: COMM PAPER, Start: June 18, 2015, Maturity: June 19, 2015										
7/1/14	Opening Balance	0.00	0.00	0	0.00	0.000	0.00	0.00	0.00	
6/18/15	MMkt - Bill Invest/Issue	-33,000,000.00	(33,000,000.00)	1	0.37	0.375	0.00	0.00	0.00	
6/19/15	MMkt - Bill Maturity	0.00	33,000,000.00	0	0.37	0.370	339.17	0.00	339.17	
7/1/15	Closing Balance	0.00	0.00	0	0.37	0.370	0.00	0.00	0.00	
							0.375	339.17	0.00	339.17
568151 - Commercial Paper - Tran Type: COMM PAPER, Start: June 18, 2015, Maturity: June 25, 2015										
7/1/14	Opening Balance	0.00	0.00	0	0.00	0.000	0.00	0.00	0.00	
6/18/15	MMkt - Bill Invest/Issue	-61,391,300.00	(61,391,300.00)	7	0.42	0.426	0.00	0.00	0.00	
6/25/15	MMkt - Bill Maturity	0.00	61,391,300.00	0	0.42	0.420	5,013.57	0.00	5,013.57	
7/1/15	Closing Balance	0.00	0.00	0	0.42	0.420	0.00	0.00	0.00	
							0.426	5,013.57	0.00	5,013.57
568152 - Commercial Paper - Tran Type: COMM PAPER, Start: June 18, 2015, Maturity: June 30, 2015										
7/1/14	Opening Balance	0.00	0.00	0	0.00	0.000	0.00	0.00	0.00	
6/18/15	MMkt - Bill Invest/Issue	-30,000,000.00	(30,000,000.00)	12	0.45	0.457	0.00	0.00	0.00	
6/30/15	MMkt - Bill Maturity	0.00	30,000,000.00	0	0.45	0.450	4,500.02	0.00	4,500.02	
7/1/15	Closing Balance	0.00	0.00	0	0.45	0.450	0.00	0.00	0.00	
							0.457	4,500.02	0.00	4,500.02
568153 - Commercial Paper - Tran Type: COMM PAPER, Start: June 18, 2015, Maturity: June 19, 2015										
7/1/14	Opening Balance	0.00	0.00	0	0.00	0.000	0.00	0.00	0.00	

Return on Investment - Detail - AST

Between: July 1, 2014 and July 1, 2015

Printed: June 30, 2015 3:13 pm

Cash Flow Date	Transaction Description	Orig Curr Balance	Local Currency Equivalent ()							
			Principal Movement	Days	Yield	Adj Yield	Premium/ (Discount)	Interest	Total Cost	
Arkansas State Treasury (Con't)										
Commercial Paper Disc Note Invest (Con't)										
568153 - Commercial Paper - Tran Type: COMM PAPER, Start: June 18, 2015, Maturity: June 19, 2015										
6/18/15	MMkt - Bill Invest/Issue	-20,000,000.00	(20,000,000.00)	1	0.42	0.426	0.00	0.00	0.00	
6/19/15	MMkt - Bill Maturity	0.00	20,000,000.00	0	0.42	0.420	233.33	0.00	233.33	
7/1/15	Closing Balance	0.00	0.00	0	0.42	0.420	0.00	0.00	0.00	
							0.426	233.33	0.00	233.33
568154 - Commercial Paper - Tran Type: COMM PAPER, Start: June 18, 2015, Maturity: June 24, 2015										
7/1/14	Opening Balance	0.00	0.00	0	0.00	0.000	0.00	0.00	0.00	
6/18/15	MMkt - Bill Invest/Issue	-3,750,000.00	(3,750,000.00)	6	0.45	0.457	0.00	0.00	0.00	
6/24/15	MMkt - Bill Maturity	0.00	3,750,000.00	0	0.45	0.450	281.25	0.00	281.25	
7/1/15	Closing Balance	0.00	0.00	0	0.45	0.450	0.00	0.00	0.00	
							0.457	281.25	0.00	281.25
568394 - Commercial Paper - Tran Type: COMM PAPER, Start: June 19, 2015, Maturity: June 22, 2015										
7/1/14	Opening Balance	0.00	0.00	0	0.00	0.000	0.00	0.00	0.00	
6/19/15	MMkt - Bill Invest/Issue	-93,500,000.00	(93,500,000.00)	3	0.40	0.406	0.00	0.00	0.00	
6/22/15	MMkt - Bill Maturity	0.00	93,500,000.00	0	0.40	0.400	3,116.66	0.00	3,116.66	
7/1/15	Closing Balance	0.00	0.00	0	0.40	0.400	0.00	0.00	0.00	
							0.406	3,116.66	0.00	3,116.66
568395 - Commercial Paper - Tran Type: COMM PAPER, Start: June 19, 2015, Maturity: June 30, 2015										
7/1/14	Opening Balance	0.00	0.00	0	0.00	0.000	0.00	0.00	0.00	
6/19/15	MMkt - Bill Invest/Issue	-18,000,000.00	(18,000,000.00)	11	0.46	0.467	0.00	0.00	0.00	
6/30/15	MMkt - Bill Maturity	0.00	18,000,000.00	0	0.46	0.460	2,530.00	0.00	2,530.00	
7/1/15	Closing Balance	0.00	0.00	0	0.46	0.460	0.00	0.00	0.00	
							0.467	2,530.00	0.00	2,530.00
568396 - Commercial Paper - Tran Type: COMM PAPER, Start: June 19, 2015, Maturity: June 22, 2015										
7/1/14	Opening Balance	0.00	0.00	0	0.00	0.000	0.00	0.00	0.00	
6/19/15	MMkt - Bill Invest/Issue	-79,000,000.00	(79,000,000.00)	3	0.40	0.406	0.00	0.00	0.00	
6/22/15	MMkt - Bill Maturity	0.00	79,000,000.00	0	0.40	0.400	2,633.33	0.00	2,633.33	
7/1/15	Closing Balance	0.00	0.00	0	0.40	0.400	0.00	0.00	0.00	
							0.406	2,633.33	0.00	2,633.33
568621 - Commercial Paper - Tran Type: COMM PAPER, Start: June 22, 2015, Maturity: June 25, 2015										
7/1/14	Opening Balance	0.00	0.00	0	0.00	0.000	0.00	0.00	0.00	
6/22/15	MMkt - Bill Invest/Issue	-95,000,000.00	(95,000,000.00)	3	0.47	0.477	0.00	0.00	0.00	

Return on Investment - Detail - AST

Between: July 1, 2014 and July 1, 2015

Printed: June 30, 2015 3:13 pm

Cash Flow Date	Transaction Description	Orig Curr Balance	Local Currency Equivalent ()						
			Principal Movement	Days	Yield	Adj Yield	Premium/ (Discount)	Interest	Total Cost
Arkansas State Treasury (Con't)									
Commercial Paper Disc Note Invest (Con't)									
568621 - Commercial Paper - Tran Type: COMM PAPER, Start: June 22, 2015, Maturity: June 25, 2015									
6/25/15	MMkt - Bill Maturity	0.00	95,000,000.00	0	0.47	0.470	3,720.83	0.00	3,720.83
7/1/15	Closing Balance	0.00	0.00	0	0.47	0.470	0.00	0.00	0.00
						0.477	3,720.83	0.00	3,720.83
568622 - Commercial Paper - Tran Type: COMM PAPER, Start: June 22, 2015, Maturity: June 23, 2015									
7/1/14	Opening Balance	0.00	0.00	0	0.00	0.000	0.00	0.00	0.00
6/22/15	MMkt - Bill Invest/Issue	-76,000,000.00	(76,000,000.00)	1	0.40	0.406	0.00	0.00	0.00
6/23/15	MMkt - Bill Maturity	0.00	76,000,000.00	0	0.40	0.400	844.44	0.00	844.44
7/1/15	Closing Balance	0.00	0.00	0	0.40	0.400	0.00	0.00	0.00
						0.406	844.44	0.00	844.44
568623 - Commercial Paper - Tran Type: COMM PAPER, Start: June 22, 2015, Maturity: June 23, 2015									
7/1/14	Opening Balance	0.00	0.00	0	0.00	0.000	0.00	0.00	0.00
6/22/15	MMkt - Bill Invest/Issue	-39,000,000.00	(39,000,000.00)	1	0.40	0.406	0.00	0.00	0.00
6/23/15	MMkt - Bill Maturity	0.00	39,000,000.00	0	0.40	0.400	433.33	0.00	433.33
7/1/15	Closing Balance	0.00	0.00	0	0.40	0.400	0.00	0.00	0.00
						0.406	433.33	0.00	433.33
568624 - BOA Securities, LLC MM - Tran Type: COMM PAPER, Start: June 22, 2015, Maturity: July 2, 2015									
7/1/14	Opening Balance	0.00	0.00	0	0.00	0.000	0.00	0.00	0.00
6/22/15	MMkt - Bill Invest/Issue	-16,252,000.00	(16,252,000.00)	9	0.46	0.467	0.00	0.00	0.00
7/1/15	Closing Balance	-16,252,000.00	(16,252,000.00)	0	0.46	0.467	1,868.95	0.00	1,868.95
						0.467	1,868.95	0.00	1,868.95
568793 - Commercial Paper - Tran Type: COMM PAPER, Start: June 23, 2015, Maturity: June 29, 2015									
7/1/14	Opening Balance	0.00	0.00	0	0.00	0.000	0.00	0.00	0.00
6/23/15	MMkt - Bill Invest/Issue	-37,000,000.00	(37,000,000.00)	6	0.40	0.406	0.00	0.00	0.00
6/29/15	MMkt - Bill Maturity	0.00	37,000,000.00	0	0.40	0.400	2,466.67	0.00	2,466.67
7/1/15	Closing Balance	0.00	0.00	0	0.40	0.400	0.00	0.00	0.00
						0.406	2,466.67	0.00	2,466.67
568794 - Commercial Paper - Tran Type: COMM PAPER, Start: June 23, 2015, Maturity: June 30, 2015									
7/1/14	Opening Balance	0.00	0.00	0	0.00	0.000	0.00	0.00	0.00
6/23/15	MMkt - Bill Invest/Issue	-17,863,000.00	(17,863,000.00)	7	0.40	0.406	0.00	0.00	0.00
6/30/15	MMkt - Bill Maturity	0.00	17,863,000.00	0	0.40	0.400	1,389.34	0.00	1,389.34
7/1/15	Closing Balance	0.00	0.00	0	0.40	0.400	0.00	0.00	0.00

Return on Investment - Detail - AST

Between: July 1, 2014 and July 1, 2015

Printed: June 30, 2015 3:13 pm

Cash Flow Date	Transaction Description	Orig Curr Balance	Local Currency Equivalent ()							
			Principal Movement	Days	Yield	Adj Yield	Premium/ (Discount)	Interest	Total Cost	
Arkansas State Treasury (Con't)										
Commercial Paper Disc Note Invest (Con't)										
568795 - Commercial Paper - Tran Type: COMM PAPER, Start: June 23, 2015, Maturity: June 24, 2015										
7/1/14	Opening Balance	0.00	0.00	0	0.00	0.000	0.00	0.00	0.00	
6/23/15	MMkt - Bill Invest/Issue	-9,000,000.00	(9,000,000.00)	1	0.35	0.355	0.00	0.00	0.00	
6/24/15	MMkt - Bill Maturity	0.00	9,000,000.00	0	0.35	0.350	87.50	0.00	87.50	
7/1/15	Closing Balance	0.00	0.00	0	0.35	0.350	0.00	0.00	0.00	
							0.406	1,389.34	0.00	1,389.34
568796 - Commercial Paper - Tran Type: COMM PAPER, Start: June 23, 2015, Maturity: June 30, 2015										
7/1/14	Opening Balance	0.00	0.00	0	0.00	0.000	0.00	0.00	0.00	
6/23/15	MMkt - Bill Invest/Issue	-13,000,000.00	(13,000,000.00)	7	0.41	0.416	0.00	0.00	0.00	
6/30/15	MMkt - Bill Maturity	0.00	13,000,000.00	0	0.41	0.410	1,036.39	0.00	1,036.39	
7/1/15	Closing Balance	0.00	0.00	0	0.41	0.410	0.00	0.00	0.00	
							0.416	1,036.39	0.00	1,036.39
568797 - Commercial Paper - Tran Type: COMM PAPER, Start: June 23, 2015, Maturity: June 24, 2015										
7/1/14	Opening Balance	0.00	0.00	0	0.00	0.000	0.00	0.00	0.00	
6/23/15	MMkt - Bill Invest/Issue	-6,600,000.00	(6,600,000.00)	1	0.38	0.386	0.00	0.00	0.00	
6/24/15	MMkt - Bill Maturity	0.00	6,600,000.00	0	0.38	0.380	69.67	0.00	69.67	
7/1/15	Closing Balance	0.00	0.00	0	0.38	0.380	0.00	0.00	0.00	
							0.386	69.67	0.00	69.67
568798 - Commercial Paper - Tran Type: COMM PAPER, Start: June 23, 2015, Maturity: June 24, 2015										
7/1/14	Opening Balance	0.00	0.00	0	0.00	0.000	0.00	0.00	0.00	
6/23/15	MMkt - Bill Invest/Issue	-33,000,000.00	(33,000,000.00)	1	0.40	0.406	0.00	0.00	0.00	
6/24/15	MMkt - Bill Maturity	0.00	33,000,000.00	0	0.40	0.400	366.66	0.00	366.66	
7/1/15	Closing Balance	0.00	0.00	0	0.40	0.400	0.00	0.00	0.00	
							0.406	366.66	0.00	366.66
568799 - Commercial Paper - Tran Type: COMM PAPER, Start: June 23, 2015, Maturity: June 30, 2015										
7/1/14	Opening Balance	0.00	0.00	0	0.00	0.000	0.00	0.00	0.00	
6/23/15	MMkt - Bill Invest/Issue	-40,000,000.00	(40,000,000.00)	7	0.40	0.406	0.00	0.00	0.00	
6/30/15	MMkt - Bill Maturity	0.00	40,000,000.00	0	0.40	0.400	3,111.11	0.00	3,111.11	
7/1/15	Closing Balance	0.00	0.00	0	0.40	0.400	0.00	0.00	0.00	
							0.406	3,111.11	0.00	3,111.11
568800 - Suntrust Capital Markets - Tran Type: COMM PAPER, Start: June 23, 2015, Maturity: July 1, 2015										

Return on Investment - Detail - AST

Between: July 1, 2014 and July 1, 2015

Printed: June 30, 2015 3:13 pm

Cash Flow Date	Transaction Description	Orig Curr Balance	Local Currency Equivalent ()							
			Principal Movement	Days	Yield	Adj Yield	Premium/ (Discount)	Interest	Total Cost	
Arkansas State Treasury (Con't)										
Commercial Paper Disc Note Invest (Con't)										
568800 - Suntrust Capital Markets - Tran Type: COMM PAPER, Start: June 23, 2015, Maturity: July 1, 2015										
7/1/14	Opening Balance	0.00	0.00	0	0.00	0.000	0.00	0.00	0.00	
6/23/15	MMkt - Bill Invest/Issue	-13,000,000.00	(13,000,000.00)	8	0.46	0.467	0.00	0.00	0.00	
7/1/15	Closing Balance	-13,000,000.00	(13,000,000.00)	0	0.46	0.467	1,328.89	0.00	1,328.89	
							0.467	1,328.89	0.00	1,328.89
568801 - Commercial Paper - Tran Type: COMM PAPER, Start: June 23, 2015, Maturity: June 29, 2015										
7/1/14	Opening Balance	0.00	0.00	0	0.00	0.000	0.00	0.00	0.00	
6/23/15	MMkt - Bill Invest/Issue	-27,920,000.00	(27,920,000.00)	6	0.45	0.457	0.00	0.00	0.00	
6/29/15	MMkt - Bill Maturity	0.00	27,920,000.00	0	0.45	0.450	2,094.00	0.00	2,094.00	
7/1/15	Closing Balance	0.00	0.00	0	0.45	0.450	0.00	0.00	0.00	
							0.457	2,094.00	0.00	2,094.00
568802 - BOA Securities, LLC MM - Tran Type: COMM PAPER, Start: June 23, 2015, Maturity: July 1, 2015										
7/1/14	Opening Balance	0.00	0.00	0	0.00	0.000	0.00	0.00	0.00	
6/23/15	MMkt - Bill Invest/Issue	-100,000,000.00	(100,000,000.00)	8	0.40	0.406	0.00	0.00	0.00	
7/1/15	Closing Balance	-100,000,000.00	(100,000,000.00)	0	0.40	0.406	8,888.89	0.00	8,888.89	
							0.406	8,888.89	0.00	8,888.89
569142 - Suntrust Capital Markets - Tran Type: COMM PAPER, Start: June 24, 2015, Maturity: July 2, 2015										
7/1/14	Opening Balance	0.00	0.00	0	0.00	0.000	0.00	0.00	0.00	
6/24/15	MMkt - Bill Invest/Issue	-25,000,000.00	(25,000,000.00)	7	0.48	0.487	0.00	0.00	0.00	
7/1/15	Closing Balance	-25,000,000.00	(25,000,000.00)	0	0.48	0.487	2,333.31	0.00	2,333.31	
							0.487	2,333.31	0.00	2,333.31
569143 - Suntrust Capital Markets - Tran Type: COMM PAPER, Start: June 24, 2015, Maturity: July 2, 2015										
7/1/14	Opening Balance	0.00	0.00	0	0.00	0.000	0.00	0.00	0.00	
6/24/15	MMkt - Bill Invest/Issue	-6,750,000.00	(6,750,000.00)	7	0.45	0.457	0.00	0.00	0.00	
7/1/15	Closing Balance	-6,750,000.00	(6,750,000.00)	0	0.45	0.457	590.62	0.00	590.62	
							0.457	590.62	0.00	590.62
569373 - Commercial Paper - Tran Type: COMM PAPER, Start: June 25, 2015, Maturity: June 29, 2015										
7/1/14	Opening Balance	0.00	0.00	0	0.00	0.000	0.00	0.00	0.00	
6/25/15	MMkt - Bill Invest/Issue	-21,000,000.00	(21,000,000.00)	4	0.45	0.457	0.00	0.00	0.00	
6/29/15	MMkt - Bill Maturity	0.00	21,000,000.00	0	0.45	0.450	1,049.95	0.00	1,049.95	
7/1/15	Closing Balance	0.00	0.00	0	0.45	0.450	0.00	0.00	0.00	
							0.457	1,049.95	0.00	1,049.95

Return on Investment - Detail - AST

Between: July 1, 2014 and July 1, 2015

Printed: June 30, 2015 3:13 pm

Cash Flow Date	Transaction Description	Orig Curr Balance	Local Currency Equivalent ()							
			Principal Movement	Days	Yield	Adj Yield	Premium/ (Discount)	Interest	Total Cost	
Arkansas State Treasury (Con't)										
Commercial Paper Disc Note Invest (Con't)										
569375 - Suntrust Capital Markets - Tran Type: COMM PAPER, Start: May 20, 2015, Maturity: July 2, 2015										
7/1/14	Opening Balance	0.00	0.00	0	0.00	0.000	0.00	0.00	0.00	0.00
5/20/15	MMkt - Bill Invest/Issue	-27,816,000.00	(27,816,000.00)	42	0.65	0.660	0.00	0.00	0.00	0.00
7/1/15	Closing Balance	-27,816,000.00	(27,816,000.00)	0	0.65	0.660	21,093.42	0.00	0.00	21,093.42
						0.660	21,093.42	0.00		21,093.42
569807 - BOA Securities, LLC MM - Tran Type: COMM PAPER, Start: June 29, 2015, Maturity: July 2, 2015										
7/1/14	Opening Balance	0.00	0.00	0	0.00	0.000	0.00	0.00	0.00	0.00
6/29/15	MMkt - Bill Invest/Issue	-16,500,000.00	(16,500,000.00)	2	0.40	0.406	0.00	0.00	0.00	0.00
7/1/15	Closing Balance	-16,500,000.00	(16,500,000.00)	0	0.40	0.406	366.66	0.00	0.00	366.66
						0.406	366.66	0.00		366.66
570000 - BOA Securities, LLC MM - Tran Type: COMM PAPER, Start: June 30, 2015, Maturity: July 1, 2015										
7/1/14	Opening Balance	0.00	0.00	0	0.00	0.000	0.00	0.00	0.00	0.00
6/30/15	MMkt - Bill Invest/Issue	-20,013,000.00	(20,013,000.00)	1	0.35	0.355	0.00	0.00	0.00	0.00
7/1/15	Closing Balance	-20,013,000.00	(20,013,000.00)	0	0.35	0.355	194.57	0.00	0.00	194.57
						0.355	194.57	0.00		194.57
570001 - BOA Securities, LLC MM - Tran Type: COMM PAPER, Start: June 30, 2015, Maturity: July 1, 2015										
7/1/14	Opening Balance	0.00	0.00	0	0.00	0.000	0.00	0.00	0.00	0.00
6/30/15	MMkt - Bill Invest/Issue	-41,000,000.00	(41,000,000.00)	1	0.40	0.406	0.00	0.00	0.00	0.00
7/1/15	Closing Balance	-41,000,000.00	(41,000,000.00)	0	0.40	0.406	455.56	0.00	0.00	455.56
						0.406	455.56	0.00		455.56
570002 - BOA Securities, LLC MM - Tran Type: COMM PAPER, Start: June 30, 2015, Maturity: July 2, 2015										
7/1/14	Opening Balance	0.00	0.00	0	0.00	0.000	0.00	0.00	0.00	0.00
6/30/15	MMkt - Bill Invest/Issue	-75,000,000.00	(75,000,000.00)	1	0.32	0.325	0.00	0.00	0.00	0.00
7/1/15	Closing Balance	-75,000,000.00	(75,000,000.00)	0	0.32	0.325	666.66	0.00	0.00	666.66
						0.325	666.66	0.00		666.66
						0.526	2,245,088.36	0.00		2,245,088.36
Commercial Paper Disc Note										
Demand Accounts Invest										
000000 - BOA MAIN - Tran Type: DDA, Start: July 1, 2004, Maturity: Overnight										
7/1/14	Opening Balance	36,471,515.60	36,471,515.60	0	0.30	0.300	0.00	942,812.84	0.00	942,812.84
7/3/14	DDA - Balance Change	2,485,854.99	2,485,854.99	2	0.30	0.300	0.00	599.53	0.00	599.53
7/7/14	DDA - Balance Change	46,411,536.21	46,411,536.21	4	0.30	0.300	0.00	81.73	0.00	81.73

Return on Investment - Detail - AST

Between: July 1, 2014 and July 1, 2015

Printed: June 30, 2015 3:13 pm

Cash Flow Date	Transaction Description	Orig Curr Balance	Local Currency Equivalent ()						Interest	Total Cost
			Principal Movement	Days	Yield	Adj Yield	Premium/ (Discount)			
Arkansas State Treasury (Con't)										
Demand Accounts Invest (Con't)										
000000 - BOA MAIN - Tran Type: DDA, Start: July 1, 2004, Maturity: Overnight										
7/8/14	DDA - Balance Change	35,459,284.31	35,459,284.31	1	0.30	0.300	0.00	381.46	381.46	
7/9/14	DDA - Balance Change	36,904,089.24	36,904,089.24	1	0.30	0.300	0.00	291.45	291.45	
7/10/14	DDA - Balance Change	40,161,008.77	40,161,008.77	1	0.30	0.300	0.00	303.32	303.32	
7/11/14	DDA - Balance Change	35,047,043.26	35,047,043.26	1	0.30	0.300	0.00	330.09	330.09	
7/14/14	DDA - Balance Change	34,852,244.31	34,852,244.31	3	0.30	0.300	0.00	864.17	864.17	
7/15/14	DDA - Balance Change	35,928,679.64	35,928,679.64	1	0.30	0.300	0.00	286.46	286.46	
7/16/14	DDA - Balance Change	37,818,962.44	37,818,962.44	1	0.30	0.300	0.00	295.30	295.30	
7/17/14	DDA - Balance Change	45,005,509.66	45,005,509.66	1	0.30	0.300	0.00	310.84	310.84	
7/18/14	DDA - Balance Change	33,511,507.92	33,511,507.92	1	0.30	0.300	0.00	369.91	369.91	
7/21/14	DDA - Balance Change	35,761,817.80	35,761,817.80	3	0.30	0.300	0.00	826.31	826.31	
7/22/14	DDA - Balance Change	36,539,955.43	36,539,955.43	1	0.30	0.300	0.00	293.93	293.93	
7/23/14	DDA - Balance Change	38,128,649.72	38,128,649.72	1	0.30	0.300	0.00	300.33	300.33	
7/24/14	DDA - Balance Change	34,570,106.45	34,570,106.45	1	0.30	0.300	0.00	313.39	313.39	
7/25/14	DDA - Balance Change	36,945,821.57	36,945,821.57	1	0.30	0.300	0.00	284.14	284.14	
7/28/14	DDA - Balance Change	35,526,070.98	35,526,070.98	3	0.30	0.300	0.00	910.99	910.99	
7/29/14	DDA - Balance Change	36,491,226.10	36,491,226.10	1	0.30	0.300	0.00	292.00	292.00	
7/30/14	DDA - Balance Change	37,077,715.48	37,077,715.48	1	0.30	0.300	0.00	299.93	299.93	
7/31/14	DDA - Balance Change	34,310,027.56	34,310,027.56	1	0.30	0.300	0.00	304.75	304.75	
8/1/14	DDA - Balance Change	37,170,884.35	37,170,884.35	1	0.30	0.300	0.00	282.00	282.00	
8/4/14	DDA - Balance Change	38,862,425.86	38,862,425.86	3	0.30	0.300	0.00	916.54	916.54	
8/5/14	DDA - Balance Change	36,583,316.29	36,583,316.29	1	0.30	0.300	0.00	319.42	319.42	
8/6/14	DDA - Balance Change	36,906,246.15	36,906,246.15	1	0.30	0.300	0.00	300.68	300.68	
8/7/14	DDA - Balance Change	36,860,308.50	36,860,308.50	1	0.30	0.300	0.00	303.34	303.34	
8/8/14	DDA - Balance Change	36,976,013.36	36,976,013.36	1	0.30	0.300	0.00	302.96	302.96	
8/11/14	DDA - Balance Change	33,858,765.13	33,858,765.13	3	0.30	0.300	0.00	911.74	911.74	
8/12/14	DDA - Balance Change	36,073,045.59	36,073,045.59	1	0.30	0.300	0.00	278.29	278.29	
8/13/14	DDA - Balance Change	36,488,094.88	36,488,094.88	1	0.30	0.300	0.00	296.49	296.49	
8/14/14	DDA - Balance Change	35,550,480.19	35,550,480.19	1	0.30	0.300	0.00	299.90	299.90	
8/15/14	DDA - Balance Change	27,531,018.74	27,531,018.74	1	0.30	0.300	0.00	292.20	292.20	
8/18/14	DDA - Balance Change	36,227,869.20	36,227,869.20	3	0.30	0.300	0.00	678.85	678.85	
8/19/14	DDA - Balance Change	42,276,391.10	42,276,391.10	1	0.30	0.300	0.00	297.76	297.76	
8/20/14	DDA - Balance Change	36,303,580.05	36,303,580.05	1	0.30	0.300	0.00	347.48	347.48	

Return on Investment - Detail - AST

Between: July 1, 2014 and July 1, 2015

Printed: June 30, 2015 3:13 pm

Cash Flow Date	Transaction Description	Orig Curr Balance	Local Currency Equivalent ()						Interest	Total Cost
			Principal Movement	Days	Yield	Adj Yield	Premium/ (Discount)			
Arkansas State Treasury (Con't)										
Demand Accounts Invest (Con't)										
000000 - BOA MAIN - Tran Type: DDA, Start: July 1, 2004, Maturity: Overnight										
8/21/14	DDA - Balance Change	41,723,824.62	41,723,824.62	1	0.30	0.300	0.00	298.39	298.39	
8/22/14	DDA - Balance Change	34,119,454.20	34,119,454.20	1	0.30	0.300	0.00	342.94	342.94	
8/25/14	DDA - Balance Change	35,920,388.24	35,920,388.24	3	0.30	0.300	0.00	841.30	841.30	
8/26/14	DDA - Balance Change	38,252,030.84	38,252,030.84	1	0.30	0.300	0.00	295.24	295.24	
8/27/14	DDA - Balance Change	37,161,213.79	37,161,213.79	1	0.30	0.300	0.00	314.40	314.40	
8/28/14	DDA - Balance Change	37,306,047.83	37,306,047.83	1	0.30	0.300	0.00	305.43	305.43	
8/29/14	DDA - Balance Change	35,639,340.84	35,639,340.84	1	0.30	0.300	0.00	306.63	306.63	
9/1/14	DDA - Balance Change	35,639,340.84	35,639,340.84	3	0.30	0.300	0.00	878.78	878.78	
9/2/14	DDA - Balance Change	28,730,754.82	28,730,754.82	1	0.30	0.300	0.00	292.93	292.93	
9/3/14	DDA - Balance Change	36,056,604.16	36,056,604.16	1	0.30	0.300	0.00	236.14	236.14	
9/4/14	DDA - Balance Change	41,349,736.59	41,349,736.59	1	0.30	0.300	0.00	296.36	296.36	
9/5/14	DDA - Balance Change	35,895,073.12	35,895,073.12	1	0.30	0.300	0.00	339.86	339.86	
9/8/14	DDA - Balance Change	43,571,401.63	43,571,401.63	3	0.30	0.300	0.00	885.08	885.08	
9/9/14	DDA - Balance Change	35,214,959.00	35,214,959.00	1	0.30	0.300	0.00	358.12	358.12	
9/10/14	DDA - Balance Change	36,863,388.73	36,863,388.73	1	0.30	0.300	0.00	289.44	289.44	
9/11/14	DDA - Balance Change	53,907,391.09	53,907,391.09	1	0.30	0.300	0.00	302.99	302.99	
9/12/14	DDA - Balance Change	29,980,192.61	29,980,192.61	1	0.30	0.300	0.00	443.07	443.07	
9/15/14	DDA - Balance Change	40,460,399.00	40,460,399.00	3	0.30	0.300	0.00	739.24	739.24	
9/16/14	DDA - Balance Change	37,410,491.06	37,410,491.06	1	0.30	0.300	0.00	332.55	332.55	
9/17/14	DDA - Balance Change	33,989,101.20	33,989,101.20	1	0.30	0.300	0.00	307.48	307.48	
9/18/14	DDA - Balance Change	34,586,135.64	34,586,135.64	1	0.30	0.300	0.00	279.36	279.36	
9/19/14	DDA - Balance Change	35,950,183.36	35,950,183.36	1	0.30	0.300	0.00	284.27	284.27	
9/22/14	DDA - Balance Change	39,823,015.75	39,823,015.75	3	0.30	0.300	0.00	886.44	886.44	
9/23/14	DDA - Balance Change	36,627,983.86	36,627,983.86	1	0.30	0.300	0.00	327.31	327.31	
9/24/14	DDA - Balance Change	36,375,747.01	36,375,747.01	1	0.30	0.300	0.00	301.05	301.05	
9/25/14	DDA - Balance Change	37,321,425.92	37,321,425.92	1	0.30	0.300	0.00	298.98	298.98	
9/26/14	DDA - Balance Change	37,772,569.77	37,772,569.77	1	0.30	0.300	0.00	306.75	306.75	
9/29/14	DDA - Balance Change	40,301,430.83	40,301,430.83	3	0.30	0.300	0.00	931.38	931.38	
9/30/14	DDA - Balance Change	37,590,296.04	37,590,296.04	1	0.30	0.300	0.00	331.24	331.24	
10/1/14	DDA - Balance Change	38,272,439.20	38,272,439.20	1	0.30	0.300	0.00	308.96	308.96	
10/2/14	DDA - Balance Change	34,059,158.85	34,059,158.85	1	0.30	0.300	0.00	314.57	314.57	
10/3/14	DDA - Balance Change	37,348,657.24	37,348,657.24	1	0.30	0.300	0.00	279.94	279.94	

Return on Investment - Detail - AST

Between: July 1, 2014 and July 1, 2015

Printed: June 30, 2015 3:13 pm

Cash Flow Date	Transaction Description	Orig Curr Balance	Local Currency Equivalent ()						Interest	Total Cost
			Principal Movement	Days	Yield	Adj Yield	Premium/ (Discount)			
Arkansas State Treasury (Con't)										
Demand Accounts Invest (Con't)										
000000 - BOA MAIN - Tran Type: DDA, Start: July 1, 2004, Maturity: Overnight										
10/6/14	DDA - Balance Change	36,472,848.24	36,472,848.24	3	0.30	0.300	0.00	920.93	920.93	
10/7/14	DDA - Balance Change	39,116,409.67	39,116,409.67	1	0.30	0.300	0.00	299.78	299.78	
10/8/14	DDA - Balance Change	30,043,291.30	30,043,291.30	1	0.30	0.300	0.00	321.50	321.50	
10/9/14	DDA - Balance Change	34,214,068.64	34,214,068.64	1	0.30	0.300	0.00	246.93	246.93	
10/10/14	DDA - Balance Change	34,442,310.49	34,442,310.49	1	0.30	0.300	0.00	281.21	281.21	
10/13/14	DDA - Balance Change	47,010,447.06	47,010,447.06	3	0.30	0.300	0.00	849.26	849.26	
10/14/14	DDA - Balance Change	37,284,306.08	37,284,306.08	1	0.30	0.300	0.00	386.39	386.39	
10/15/14	DDA - Balance Change	36,582,738.56	36,582,738.56	1	0.30	0.300	0.00	306.45	306.45	
10/16/14	DDA - Balance Change	39,772,704.05	39,772,704.05	1	0.30	0.300	0.00	300.68	300.68	
10/17/14	DDA - Balance Change	37,040,316.73	37,040,316.73	1	0.30	0.300	0.00	326.90	326.90	
10/20/14	DDA - Balance Change	35,548,677.16	35,548,677.16	3	0.30	0.300	0.00	913.32	913.32	
10/21/14	DDA - Balance Change	37,455,564.87	37,455,564.87	1	0.30	0.300	0.00	292.18	292.18	
10/22/14	DDA - Balance Change	33,494,332.73	33,494,332.73	1	0.30	0.300	0.00	307.85	307.85	
10/23/14	DDA - Balance Change	37,450,153.93	37,450,153.93	1	0.30	0.300	0.00	275.30	275.30	
10/24/14	DDA - Balance Change	25,925,360.82	25,925,360.82	1	0.30	0.300	0.00	307.81	307.81	
10/27/14	DDA - Balance Change	38,883,526.10	38,883,526.10	3	0.30	0.300	0.00	639.26	639.26	
10/28/14	DDA - Balance Change	37,198,386.61	37,198,386.61	1	0.30	0.300	0.00	319.59	319.59	
10/29/14	DDA - Balance Change	36,510,033.53	36,510,033.53	1	0.30	0.300	0.00	305.74	305.74	
10/30/14	DDA - Balance Change	35,789,844.99	35,789,844.99	1	0.30	0.300	0.00	300.08	300.08	
10/31/14	DDA - Balance Change	36,052,323.15	36,052,323.15	1	0.30	0.300	0.00	294.16	294.16	
11/1/14	DDA - Balance Change	36,052,323.15	36,052,323.15	1	0.30	0.300	0.00	296.32	296.32	
11/3/14	DDA - Balance Change	36,839,319.17	36,839,319.17	2	0.30	0.300	0.00	592.64	592.64	
11/4/14	DDA - Balance Change	37,086,826.45	37,086,826.45	1	0.30	0.300	0.00	302.79	302.79	
11/5/14	DDA - Balance Change	34,553,770.62	34,553,770.62	1	0.30	0.300	0.00	304.82	304.82	
11/6/14	DDA - Balance Change	29,985,956.84	29,985,956.84	1	0.30	0.300	0.00	284.00	284.00	
11/7/14	DDA - Balance Change	39,644,872.07	39,644,872.07	1	0.30	0.300	0.00	246.46	246.46	
11/10/14	DDA - Balance Change	37,140,708.52	37,140,708.52	3	0.30	0.300	0.00	977.54	977.54	
11/12/14	DDA - Balance Change	28,932,563.43	28,932,563.43	2	0.30	0.300	0.00	610.53	610.53	
11/14/14	DDA - Balance Change	33,562,311.79	33,562,311.79	2	0.30	0.300	0.00	475.60	475.60	
11/17/14	DDA - Balance Change	45,403,510.29	45,403,510.29	3	0.30	0.300	0.00	827.56	827.56	
11/18/14	DDA - Balance Change	34,391,317.30	34,391,317.30	1	0.30	0.300	0.00	373.18	373.18	
11/19/14	DDA - Balance Change	37,139,979.02	37,139,979.02	1	0.30	0.300	0.00	282.67	282.67	

Return on Investment - Detail - AST

Between: July 1, 2014 and July 1, 2015

Printed: June 30, 2015 3:13 pm

Cash Flow Date	Transaction Description	Orig Curr Balance	Local Currency Equivalent ()						Interest	Total Cost
			Principal Movement	Days	Yield	Adj Yield	Premium/ (Discount)			
Arkansas State Treasury (Con't)										
Demand Accounts Invest (Con't)										
000000 - BOA MAIN - Tran Type: DDA, Start: July 1, 2004, Maturity: Overnight										
11/20/14	DDA - Balance Change	36,200,386.10	36,200,386.10	1	0.30	0.300	0.00	305.26	305.26	
11/21/14	DDA - Balance Change	31,931,180.56	31,931,180.56	1	0.30	0.300	0.00	297.54	297.54	
11/24/14	DDA - Balance Change	32,212,212.28	32,212,212.28	3	0.30	0.300	0.00	787.34	787.34	
11/25/14	DDA - Balance Change	36,802,842.71	36,802,842.71	1	0.30	0.300	0.00	264.76	264.76	
11/26/14	DDA - Balance Change	38,284,271.87	38,284,271.87	1	0.30	0.300	0.00	302.49	302.49	
12/1/14	DDA - Balance Change	38,929,623.91	38,929,623.91	5	0.30	0.300	0.00	1,573.33	1,573.33	
12/2/14	DDA - Balance Change	34,767,962.52	34,767,962.52	1	0.30	0.300	0.00	319.97	319.97	
12/3/14	DDA - Balance Change	32,148,714.23	32,148,714.23	1	0.30	0.300	0.00	285.76	285.76	
12/4/14	DDA - Balance Change	36,680,524.53	36,680,524.53	1	0.30	0.300	0.00	264.24	264.24	
12/5/14	DDA - Balance Change	33,905,816.20	33,905,816.20	1	0.30	0.300	0.00	301.48	301.48	
12/8/14	DDA - Balance Change	36,588,962.37	36,588,962.37	3	0.30	0.300	0.00	836.03	836.03	
12/9/14	DDA - Balance Change	43,954,275.89	43,954,275.89	1	0.30	0.300	0.00	300.73	300.73	
12/10/14	DDA - Balance Change	36,218,987.23	36,218,987.23	1	0.30	0.300	0.00	361.27	361.27	
12/11/14	DDA - Balance Change	42,833,986.55	42,833,986.55	1	0.30	0.300	0.00	297.69	297.69	
12/12/14	DDA - Balance Change	36,744,004.83	36,744,004.83	1	0.30	0.300	0.00	352.06	352.06	
12/15/14	DDA - Balance Change	35,056,608.25	35,056,608.25	3	0.30	0.300	0.00	906.02	906.02	
12/16/14	DDA - Balance Change	34,711,748.22	34,711,748.22	1	0.30	0.300	0.00	288.14	288.14	
12/17/14	DDA - Balance Change	36,548,266.91	36,548,266.91	1	0.30	0.300	0.00	285.30	285.30	
12/18/14	DDA - Balance Change	35,641,724.20	35,641,724.20	1	0.30	0.300	0.00	300.40	300.40	
12/19/14	DDA - Balance Change	32,736,426.63	32,736,426.63	1	0.30	0.300	0.00	292.95	292.95	
12/22/14	DDA - Balance Change	38,587,820.87	38,587,820.87	3	0.30	0.300	0.00	807.20	807.20	
12/23/14	DDA - Balance Change	36,346,370.06	36,346,370.06	1	0.30	0.300	0.00	317.16	317.16	
12/29/14	DDA - Balance Change	36,390,091.26	36,390,091.26	6	0.30	0.300	0.00	1,792.42	1,792.42	
12/30/14	DDA - Balance Change	36,621,176.04	36,621,176.04	1	0.30	0.300	0.00	299.10	299.10	
12/31/14	DDA - Balance Change	33,299,392.23	33,299,392.23	1	0.30	0.300	0.00	301.00	301.00	
1/2/15	DDA - Balance Change	41,166,676.08	41,166,676.08	2	0.30	0.300	0.00	547.39	547.39	
1/5/15	DDA - Balance Change	30,589,794.97	30,589,794.97	3	0.30	0.300	0.00	1,015.07	1,015.07	
1/6/15	DDA - Balance Change	82,672,854.29	82,672,854.29	1	0.30	0.300	0.00	251.42	251.42	
1/7/15	DDA - Balance Change	31,795,940.07	31,795,940.07	1	0.30	0.300	0.00	679.50	679.50	
1/8/15	DDA - Balance Change	33,414,690.29	33,414,690.29	1	0.30	0.300	0.00	261.34	261.34	
1/9/15	DDA - Balance Change	33,110,287.92	33,110,287.92	1	0.30	0.300	0.00	274.64	274.64	
1/12/15	DDA - Balance Change	29,319,481.14	29,319,481.14	3	0.30	0.300	0.00	816.42	816.42	

Return on Investment - Detail - AST

Between: July 1, 2014 and July 1, 2015

Printed: June 30, 2015 3:13 pm

Cash Flow Date	Transaction Description	Orig Curr Balance	Local Currency Equivalent ()					Interest	Total Cost
			Principal Movement	Days	Yield	Adj Yield	Premium/ (Discount)		
Arkansas State Treasury (Con't)									
Demand Accounts Invest (Con't)									
000000 - BOA MAIN - Tran Type: DDA, Start: July 1, 2004, Maturity: Overnight									
1/13/15	DDA - Balance Change	38,740,096.55	38,740,096.55	1	0.30	0.300	0.00	240.98	240.98
1/14/15	DDA - Balance Change	35,278,675.55	35,278,675.55	1	0.30	0.300	0.00	318.41	318.41
1/15/15	DDA - Balance Change	36,765,569.77	36,765,569.77	1	0.30	0.300	0.00	289.96	289.96
1/16/15	DDA - Balance Change	38,408,501.27	38,408,501.27	1	0.30	0.300	0.00	302.18	302.18
1/20/15	DDA - Balance Change	35,353,270.09	35,353,270.09	4	0.30	0.300	0.00	1,262.75	1,262.75
1/21/15	DDA - Balance Change	35,701,076.75	35,701,076.75	1	0.30	0.300	0.00	290.57	290.57
1/22/15	DDA - Balance Change	36,804,871.20	36,804,871.20	1	0.30	0.300	0.00	293.43	293.43
1/23/15	DDA - Balance Change	35,007,073.77	35,007,073.77	1	0.30	0.300	0.00	302.51	302.51
1/26/15	DDA - Balance Change	35,283,651.04	35,283,651.04	3	0.30	0.300	0.00	863.19	863.19
1/27/15	DDA - Balance Change	36,614,352.18	36,614,352.18	1	0.30	0.300	0.00	290.00	290.00
1/28/15	DDA - Balance Change	35,145,893.20	35,145,893.20	1	0.30	0.300	0.00	300.94	300.94
1/29/15	DDA - Balance Change	35,507,748.63	35,507,748.63	1	0.30	0.300	0.00	288.87	288.87
1/30/15	DDA - Balance Change	34,725,450.86	34,725,450.86	1	0.30	0.300	0.00	291.84	291.84
2/2/15	DDA - Balance Change	30,954,377.92	30,954,377.92	3	0.30	0.300	0.00	856.24	856.24
2/3/15	DDA - Balance Change	38,608,355.60	38,608,355.60	1	0.30	0.300	0.00	254.42	254.42
2/4/15	DDA - Balance Change	41,318,978.81	41,318,978.81	1	0.30	0.300	0.00	317.33	317.33
2/5/15	DDA - Balance Change	32,748,570.55	32,748,570.55	1	0.30	0.300	0.00	339.61	339.61
2/6/15	DDA - Balance Change	37,208,957.38	37,208,957.38	1	0.30	0.300	0.00	269.17	269.17
2/9/15	DDA - Balance Change	39,237,310.98	39,237,310.98	3	0.30	0.300	0.00	917.48	917.48
2/10/15	DDA - Balance Change	41,907,035.32	41,907,035.32	1	0.30	0.300	0.00	322.50	322.50
2/11/15	DDA - Balance Change	37,969,509.20	37,969,509.20	1	0.30	0.300	0.00	344.44	344.44
2/12/15	DDA - Balance Change	41,610,029.38	41,610,029.38	1	0.30	0.300	0.00	312.08	312.08
2/13/15	DDA - Balance Change	32,314,225.75	32,314,225.75	1	0.30	0.300	0.00	342.00	342.00
2/17/15	DDA - Balance Change	41,385,799.15	41,385,799.15	4	0.30	0.300	0.00	1,062.39	1,062.39
2/18/15	DDA - Balance Change	46,796,067.60	46,796,067.60	1	0.30	0.300	0.00	340.16	340.16
2/19/15	DDA - Balance Change	47,691,592.64	47,691,592.64	1	0.30	0.300	0.00	384.63	384.63
2/20/15	DDA - Balance Change	43,979,913.20	43,979,913.20	1	0.30	0.300	0.00	391.99	391.99
2/23/15	DDA - Balance Change	46,238,451.97	46,238,451.97	3	0.30	0.300	0.00	1,084.44	1,084.44
2/24/15	DDA - Balance Change	17,229,666.75	17,229,666.75	1	0.30	0.300	0.00	380.04	380.04
2/25/15	DDA - Balance Change	48,015,975.33	48,015,975.33	1	0.30	0.300	0.00	141.61	141.61
2/26/15	DDA - Balance Change	48,089,583.74	48,089,583.74	1	0.30	0.300	0.00	394.65	394.65
2/27/15	DDA - Balance Change	41,058,198.37	41,058,198.37	1	0.30	0.300	0.00	395.26	395.26

Return on Investment - Detail - AST

Between: July 1, 2014 and July 1, 2015

Printed: June 30, 2015 3:13 pm

Cash Flow Date	Transaction Description	Orig Curr Balance	Local Currency Equivalent ()						Interest	Total Cost
			Principal Movement	Days	Yield	Adj Yield	Premium/ (Discount)			
Arkansas State Treasury (Con't)										
Demand Accounts Invest (Con't)										
000000 - BOA MAIN - Tran Type: DDA, Start: July 1, 2004, Maturity: Overnight										
3/2/15	DDA - Balance Change	40,993,948.85	40,993,948.85	3	0.30	0.300	0.00	1,012.39	1,012.39	
3/3/15	DDA - Balance Change	21,124,445.34	21,124,445.34	1	0.30	0.300	0.00	336.94	336.94	
3/4/15	DDA - Balance Change	41,000,179.69	41,000,179.69	1	0.30	0.300	0.00	173.63	173.63	
3/6/15	DDA - Balance Change	38,324,322.93	38,324,322.93	2	0.30	0.300	0.00	673.98	673.98	
3/9/15	DDA - Balance Change	36,469,196.76	36,469,196.76	3	0.30	0.300	0.00	944.98	944.98	
3/10/15	DDA - Balance Change	36,257,573.86	36,257,573.86	1	0.30	0.300	0.00	299.75	299.75	
3/11/15	DDA - Balance Change	40,897,637.45	40,897,637.45	1	0.30	0.300	0.00	298.01	298.01	
3/12/15	DDA - Balance Change	50,548,348.44	50,548,348.44	1	0.30	0.300	0.00	336.14	336.14	
3/13/15	DDA - Balance Change	44,538,031.51	44,538,031.51	1	0.30	0.300	0.00	415.47	415.47	
3/16/15	DDA - Balance Change	42,929,421.35	42,929,421.35	3	0.30	0.300	0.00	1,098.20	1,098.20	
3/17/15	DDA - Balance Change	46,663,292.37	46,663,292.37	1	0.30	0.300	0.00	352.84	352.84	
3/18/15	DDA - Balance Change	45,237,126.47	45,237,126.47	1	0.30	0.300	0.00	383.53	383.53	
3/19/15	DDA - Balance Change	48,958,175.83	48,958,175.83	1	0.30	0.300	0.00	371.81	371.81	
3/20/15	DDA - Balance Change	46,892,304.31	46,892,304.31	1	0.30	0.300	0.00	402.40	402.40	
3/23/15	DDA - Balance Change	51,744,521.33	51,744,521.33	3	0.30	0.300	0.00	1,156.25	1,156.25	
3/24/15	DDA - Balance Change	43,248,039.60	43,248,039.60	1	0.30	0.300	0.00	425.30	425.30	
3/25/15	DDA - Balance Change	5,649,272.46	5,649,272.46	1	0.30	0.300	0.00	355.46	355.46	
3/26/15	DDA - Balance Change	45,137,628.62	45,137,628.62	1	0.30	0.300	0.00	46.43	46.43	
3/27/15	DDA - Balance Change	4,044,509.78	4,044,509.78	1	0.30	0.300	0.00	370.99	370.99	
3/30/15	DDA - Balance Change	2,797,120.72	2,797,120.72	3	0.30	0.300	0.00	99.73	99.73	
3/31/15	DDA - Balance Change	8,736,918.85	8,736,918.85	1	0.30	0.300	0.00	22.99	22.99	
4/1/15	DDA - Balance Change	7,345,521.06	7,345,521.06	1	0.30	0.300	0.00	71.81	71.81	
4/2/15	DDA - Balance Change	46,453,510.80	46,453,510.80	1	0.30	0.300	0.00	60.37	60.37	
4/3/15	DDA - Balance Change	1,042,477.49	1,042,477.49	1	0.30	0.300	0.00	381.81	381.81	
4/6/15	DDA - Balance Change	3,349,069.52	3,349,069.52	3	0.30	0.300	0.00	25.70	25.70	
4/7/15	DDA - Balance Change	1,904,119.79	1,904,119.79	1	0.30	0.300	0.00	27.53	27.53	
4/8/15	DDA - Balance Change	18,712,674.39	18,712,674.39	1	0.30	0.300	0.00	15.65	15.65	
4/9/15	DDA - Balance Change	50,507,184.11	50,507,184.11	1	0.30	0.300	0.00	153.80	153.80	
4/10/15	DDA - Balance Change	30,687,239.00	30,687,239.00	1	0.30	0.300	0.00	415.13	415.13	
4/13/15	DDA - Balance Change	1,475,791.05	1,475,791.05	3	0.30	0.300	0.00	756.67	756.67	
4/14/15	DDA - Balance Change	30,965,949.52	30,965,949.52	1	0.30	0.300	0.00	12.13	12.13	
4/15/15	DDA - Balance Change	33,451,021.72	33,451,021.72	1	0.30	0.300	0.00	254.51	254.51	

Return on Investment - Detail - AST

Between: July 1, 2014 and July 1, 2015

Printed: June 30, 2015 3:13 pm

Cash Flow Date	Transaction Description	Orig Curr Balance	Local Currency Equivalent ()						Interest	Total Cost
			Principal Movement	Days	Yield	Adj Yield	Premium/ (Discount)			
Arkansas State Treasury (Con't)										
Demand Accounts Invest (Con't)										
000000 - BOA MAIN - Tran Type: DDA, Start: July 1, 2004, Maturity: Overnight										
4/16/15	DDA - Balance Change	45,785,650.87	45,785,650.87	1	0.30	0.300	0.00	274.94	274.94	
4/17/15	DDA - Balance Change	34,236,942.59	34,236,942.59	1	0.30	0.300	0.00	376.32	376.32	
4/20/15	DDA - Balance Change	220,514.51	220,514.51	3	0.30	0.300	0.00	844.20	844.20	
4/21/15	DDA - Balance Change	17,766,129.29	17,766,129.29	1	0.30	0.300	0.00	1.81	1.81	
4/22/15	DDA - Balance Change	2,156,845.92	2,156,845.92	1	0.30	0.300	0.00	146.02	146.02	
4/23/15	DDA - Balance Change	44,443,010.78	44,443,010.78	1	0.30	0.300	0.00	17.73	17.73	
4/24/15	DDA - Balance Change	59,941,096.80	59,941,096.80	1	0.30	0.300	0.00	365.29	365.29	
4/27/15	DDA - Balance Change	10,964,289.89	10,964,289.89	3	0.30	0.300	0.00	1,478.00	1,478.00	
4/28/15	DDA - Balance Change	54,248,306.28	54,248,306.28	1	0.30	0.300	0.00	90.12	90.12	
4/29/15	DDA - Balance Change	4,894,431.74	4,894,431.74	1	0.30	0.300	0.00	445.88	445.88	
4/30/15	DDA - Balance Change	50,381,422.24	50,381,422.24	1	0.30	0.300	0.00	40.23	40.23	
5/1/15	DDA - Balance Change	664,806.15	664,806.15	1	0.07	0.070	0.00	414.09	414.09	
5/4/15	DDA - Balance Change	-27,017,925.00	(27,017,925.00)	3	0.07	0.070	0.00	3.82	3.82	
5/5/15	DDA - Balance Change	-42,575,320.92	(42,575,320.92)	1	0.07	0.070	0.00	(51.82)	(51.82)	
5/6/15	DDA - Balance Change	233,125.35	233,125.35	1	0.07	0.070	0.00	(81.65)	(81.65)	
5/7/15	DDA - Balance Change	2,649,218.65	2,649,218.65	1	0.07	0.070	0.00	0.45	0.45	
5/8/15	DDA - Balance Change	1,039,014.81	1,039,014.81	1	0.07	0.070	0.00	5.08	5.08	
5/11/15	DDA - Balance Change	4,878,558.01	4,878,558.01	3	0.07	0.070	0.00	5.98	5.98	
5/12/15	DDA - Balance Change	-2,441,652.31	(2,441,652.31)	1	0.07	0.070	0.00	9.36	9.36	
5/13/15	DDA - Balance Change	1,474,833.20	1,474,833.20	1	0.07	0.070	0.00	(4.68)	(4.68)	
5/14/15	DDA - Balance Change	68,803.36	68,803.36	1	0.07	0.070	0.00	2.83	2.83	
5/15/15	DDA - Balance Change	2,272,665.22	2,272,665.22	1	0.07	0.070	0.00	0.13	0.13	
5/18/15	DDA - Balance Change	4,054,938.22	4,054,938.22	3	0.07	0.070	0.00	13.08	13.08	
5/19/15	DDA - Balance Change	536,458.51	536,458.51	1	0.07	0.070	0.00	7.78	7.78	
5/20/15	DDA - Balance Change	4,296,803.25	4,296,803.25	1	0.07	0.070	0.00	1.03	1.03	
5/21/15	DDA - Balance Change	1,055,187.98	1,055,187.98	1	0.07	0.070	0.00	8.24	8.24	
5/22/15	DDA - Balance Change	-16,901,825.54	(16,901,825.54)	1	0.07	0.070	0.00	2.02	2.02	
5/26/15	DDA - Balance Change	-12,797,612.87	(12,797,612.87)	4	0.07	0.070	0.00	(129.66)	(129.66)	
5/27/15	DDA - Balance Change	-12,159,162.02	(12,159,162.02)	1	0.07	0.070	0.00	(24.54)	(24.54)	
5/28/15	DDA - Balance Change	930,343.00	930,343.00	1	0.07	0.070	0.00	(23.32)	(23.32)	
5/29/15	DDA - Balance Change	589,795.75	589,795.75	1	0.07	0.070	0.00	1.78	1.78	
6/1/15	DDA - Balance Change	606,221.09	606,221.09	3	0.07	0.070	0.00	3.39	3.39	

Return on Investment - Detail - AST

Between: July 1, 2014 and July 1, 2015

Printed: June 30, 2015 3:13 pm

Cash Flow Date	Transaction Description	Orig Curr Balance	Local Currency Equivalent ()						Interest	Total Cost
			Principal Movement	Days	Yield	Adj Yield	Premium/ (Discount)			
Arkansas State Treasury (Con't)										
Demand Accounts Invest (Con't)										
000000 - BOA MAIN - Tran Type: DDA, Start: July 1, 2004, Maturity: Overnight										
6/2/15	DDA - Balance Change	812,837.61	812,837.61	1	0.07	0.070	0.00	1.16	1.16	
6/3/15	DDA - Balance Change	46,588.70	46,588.70	1	0.07	0.070	0.00	1.56	1.56	
6/4/15	DDA - Balance Change	704,573.67	704,573.67	1	0.07	0.070	0.00	0.09	0.09	
6/5/15	DDA - Balance Change	1,987,688.76	1,987,688.76	1	0.07	0.070	0.00	1.35	1.35	
6/8/15	DDA - Balance Change	242,008.75	242,008.75	3	0.07	0.070	0.00	11.44	11.44	
6/9/15	DDA - Balance Change	1,049,749.34	1,049,749.34	1	0.07	0.070	0.00	0.46	0.46	
6/10/15	DDA - Balance Change	1,365,910.37	1,365,910.37	1	0.07	0.070	0.00	2.01	2.01	
6/11/15	DDA - Balance Change	3,582,342.57	3,582,342.57	1	0.07	0.070	0.00	2.62	2.62	
6/12/15	DDA - Balance Change	631,139.06	631,139.06	1	0.07	0.070	0.00	6.87	6.87	
6/15/15	DDA - Balance Change	1,148,563.33	1,148,563.33	3	0.07	0.070	0.00	3.63	3.63	
6/16/15	DDA - Balance Change	1,741,877.76	1,741,877.76	1	0.07	0.070	0.00	2.20	2.20	
6/17/15	DDA - Balance Change	1,192,593.86	1,192,593.86	1	0.07	0.070	0.00	3.34	3.34	
6/18/15	DDA - Balance Change	1,381,286.35	1,381,286.35	1	0.07	0.070	0.00	2.29	2.29	
6/19/15	DDA - Balance Change	917,645.61	917,645.61	1	0.07	0.070	0.00	2.65	2.65	
6/22/15	DDA - Balance Change	1,926,808.90	1,926,808.90	3	0.07	0.070	0.00	5.28	5.28	
6/23/15	DDA - Balance Change	2,895,271.22	2,895,271.22	1	0.07	0.070	0.00	3.70	3.70	
6/24/15	DDA - Balance Change	995,572.16	995,572.16	1	0.07	0.070	0.00	5.55	5.55	
6/25/15	DDA - Balance Change	3,603,291.75	3,603,291.75	1	0.07	0.070	0.00	1.91	1.91	
6/26/15	DDA - Balance Change	1,247,936.30	1,247,936.30	1	0.07	0.070	0.00	6.91	6.91	
6/29/15	DDA - Balance Change	1,289,170.70	1,289,170.70	3	0.07	0.070	0.00	7.18	7.18	
6/30/15	DDA - Balance Change	1,113,756.72	1,113,756.72	1	0.07	0.070	0.00	2.47	2.47	
7/1/15	Closing Balance	1,113,756.72	1,113,756.72	1	0.07	0.070	0.00	2.14	2.14	
							0.303	0.00	1,030,151.13	1,030,151.13
000000 - CENTEN DEP - Tran Type: DDA, Start: July 1, 2004, Maturity: Overnight										
7/1/14	Opening Balance	0.00	0.00	0	0.05	0.050	0.00	0.00	0.00	
7/1/15	Closing Balance	0.00	0.00	365	0.05	0.050	0.00	0.00	0.00	
							0.00	0.00	0.00	
000000 - CENTENNIAL - Tran Type: DDA, Start: July 1, 2004, Maturity: Overnight										
7/1/14	Opening Balance	34,762,273.76	34,762,273.76	0	0.25	0.250	0.00	621,555.47	621,555.47	
7/21/14	DDA - Balance Change	34,769,416.69	34,769,416.69	20	0.25	0.250	0.00	4,761.96	4,761.96	
8/1/14	DDA - Balance Change	34,769,416.69	34,769,416.69	11	0.25	0.250	0.00	2,619.61	2,619.61	
8/21/14	DDA - Balance Change	34,776,799.24	34,776,799.24	20	0.25	0.250	0.00	4,762.93	4,762.93	

Return on Investment - Detail - AST

Between: July 1, 2014 and July 1, 2015

Printed: June 30, 2015 3:13 pm

Cash Flow Date	Transaction Description	Orig Curr Balance	Local Currency Equivalent ()						Interest	Total Cost
			Principal Movement	Days	Yield	Adj Yield	Premium/ (Discount)			
Arkansas State Treasury (Con't)										
Demand Accounts Invest (Con't)										
000000 - CENTENNIAL - Tran Type: DDA, Start: July 1, 2004, Maturity: Overnight										
9/1/14	DDA - Balance Change	34,776,799.24	34,776,799.24	11	0.25	0.250	0.00	2,620.17	2,620.17	
9/26/14	DDA - Balance Change	34,784,183.35	34,784,183.35	25	0.25	0.250	0.00	5,954.93	5,954.93	
10/1/14	DDA - Balance Change	34,784,183.35	34,784,183.35	5	0.25	0.250	0.00	1,191.24	1,191.24	
10/29/14	DDA - Balance Change	34,791,330.78	34,791,330.78	28	0.25	0.250	0.00	6,670.94	6,670.94	
11/1/14	DDA - Balance Change	34,791,330.78	34,791,330.78	3	0.25	0.250	0.00	714.89	714.89	
11/26/14	DDA - Balance Change	34,798,717.98	34,798,717.98	25	0.25	0.250	0.00	5,957.42	5,957.42	
12/22/14	DDA - Balance Change	34,805,868.40	34,805,868.40	26	0.25	0.250	0.00	6,197.03	6,197.03	
1/28/15	DDA - Balance Change	34,820,648.98	34,820,648.98	37	0.25	0.250	0.00	8,820.67	8,820.67	
1/30/15	DDA - Balance Change	34,813,258.69	34,813,258.69	2	0.25	0.250	0.00	477.00	477.00	
2/24/15	DDA - Balance Change	14,820,650.55	14,820,650.55	25	0.25	0.250	0.00	5,961.17	5,961.17	
2/25/15	DDA - Balance Change	34,820,650.55	34,820,650.55	1	0.25	0.250	0.00	101.51	101.51	
3/25/15	DDA - Balance Change	34,827,191.50	34,827,191.50	28	0.25	0.250	0.00	6,677.93	6,677.93	
4/1/15	DDA - Balance Change	4,827,191.50	4,827,191.50	7	0.25	0.250	0.00	1,669.80	1,669.80	
4/2/15	DDA - Balance Change	34,827,191.50	34,827,191.50	1	0.25	0.250	0.00	33.06	33.06	
4/17/15	DDA - Balance Change	34,834,586.31	34,834,586.31	15	0.25	0.250	0.00	3,578.14	3,578.14	
4/20/15	DDA - Balance Change	22,834,586.31	22,834,586.31	3	0.25	0.250	0.00	715.78	715.78	
4/21/15	DDA - Balance Change	10,834,586.31	10,834,586.31	1	0.25	0.250	0.00	156.40	156.40	
4/22/15	DDA - Balance Change	2,834,586.31	2,834,586.31	1	0.25	0.250	0.00	74.21	74.21	
4/23/15	DDA - Balance Change	40,834,586.31	40,834,586.31	1	0.25	0.250	0.00	19.41	19.41	
4/24/15	DDA - Balance Change	20,834,586.31	20,834,586.31	1	0.25	0.250	0.00	279.69	279.69	
4/27/15	DDA - Balance Change	10,834,586.31	10,834,586.31	3	0.25	0.250	0.00	428.11	428.11	
4/30/15	DDA - Balance Change	28,834,586.31	28,834,586.31	3	0.25	0.250	0.00	222.63	222.63	
5/5/15	DDA - Balance Change	26,334,586.31	26,334,586.31	5	0.25	0.250	0.00	987.49	987.49	
5/6/15	DDA - Balance Change	32,334,586.31	32,334,586.31	1	0.25	0.250	0.00	180.37	180.37	
5/7/15	DDA - Balance Change	5,334,586.31	5,334,586.31	1	0.25	0.250	0.00	221.47	221.47	
5/8/15	DDA - Balance Change	11,334,586.31	11,334,586.31	1	0.25	0.250	0.00	36.54	36.54	
5/12/15	DDA - Balance Change	22,334,586.31	22,334,586.31	4	0.25	0.250	0.00	310.54	310.54	
5/13/15	DDA - Balance Change	34,334,586.31	34,334,586.31	1	0.25	0.250	0.00	152.98	152.98	
5/14/15	DDA - Balance Change	1,334,586.31	1,334,586.31	1	0.25	0.250	0.00	235.17	235.17	
5/15/15	DDA - Balance Change	61,334,586.31	61,334,586.31	1	0.25	0.250	0.00	9.14	9.14	
5/18/15	DDA - Balance Change	30,334,586.31	30,334,586.31	3	0.25	0.250	0.00	1,260.30	1,260.30	
5/19/15	DDA - Balance Change	60,334,586.31	60,334,586.31	1	0.25	0.250	0.00	207.77	207.77	

Return on Investment - Detail - AST

Between: July 1, 2014 and July 1, 2015

Printed: June 30, 2015 3:13 pm

Cash Flow Date	Transaction Description	Orig Curr Balance	Local Currency Equivalent ()						
			Principal Movement	Days	Yield	Adj Yield	Premium/ (Discount)	Interest	Total Cost
Arkansas State Treasury (Con't)									
Demand Accounts Invest (Con't)									
000000 - CENTENNIAL - Tran Type: DDA, Start: July 1, 2004, Maturity: Overnight									
5/20/15	DDA - Balance Change	12,334,586.31	12,334,586.31	1	0.25	0.250	0.00	413.25	413.25
5/21/15	DDA - Balance Change	72,334,586.31	72,334,586.31	1	0.25	0.250	0.00	84.48	84.48
5/22/15	DDA - Balance Change	21,334,586.31	21,334,586.31	1	0.25	0.250	0.00	495.44	495.44
5/26/15	DDA - Balance Change	6,334,586.31	6,334,586.31	4	0.25	0.250	0.00	584.51	584.51
5/27/15	DDA - Balance Change	28,334,586.31	28,334,586.31	1	0.25	0.250	0.00	43.39	43.39
5/28/15	DDA - Balance Change	38,340,292.05	38,340,292.05	1	0.25	0.250	0.00	194.07	194.07
5/29/15	DDA - Balance Change	25,340,292.05	25,340,292.05	1	0.25	0.250	0.00	262.60	262.60
6/1/15	DDA - Balance Change	43,340,292.05	43,340,292.05	3	0.25	0.250	0.00	520.69	520.69
6/2/15	DDA - Balance Change	45,340,292.05	45,340,292.05	1	0.25	0.250	0.00	296.85	296.85
6/4/15	DDA - Balance Change	48,340,292.05	48,340,292.05	2	0.25	0.250	0.00	621.10	621.10
6/5/15	DDA - Balance Change	35,340,292.05	35,340,292.05	1	0.25	0.250	0.00	331.10	331.10
6/8/15	DDA - Balance Change	41,340,292.05	41,340,292.05	3	0.25	0.250	0.00	726.17	726.17
6/9/15	DDA - Balance Change	45,340,292.05	45,340,292.05	1	0.25	0.250	0.00	283.15	283.15
6/10/15	DDA - Balance Change	42,340,292.05	42,340,292.05	1	0.25	0.250	0.00	310.55	310.55
6/11/15	DDA - Balance Change	340,292.05	340,292.05	1	0.25	0.250	0.00	290.00	290.00
6/12/15	DDA - Balance Change	4,340,292.05	4,340,292.05	1	0.25	0.250	0.00	2.33	2.33
6/15/15	DDA - Balance Change	45,340,292.05	45,340,292.05	3	0.25	0.250	0.00	89.18	89.18
6/16/15	DDA - Balance Change	48,340,292.05	48,340,292.05	1	0.25	0.250	0.00	310.55	310.55
6/17/15	DDA - Balance Change	21,340,292.05	21,340,292.05	1	0.25	0.250	0.00	331.10	331.10
6/19/15	DDA - Balance Change	43,340,292.05	43,340,292.05	2	0.25	0.250	0.00	292.33	292.33
6/22/15	DDA - Balance Change	45,340,292.05	45,340,292.05	3	0.25	0.250	0.00	890.55	890.55
6/23/15	DDA - Balance Change	45,346,508.14	45,346,508.14	1	0.25	0.250	0.00	310.55	310.55
6/24/15	DDA - Balance Change	83,346,508.14	83,346,508.14	1	0.25	0.250	0.00	310.59	310.59
6/25/15	DDA - Balance Change	28,346,508.14	28,346,508.14	1	0.25	0.250	0.00	570.87	570.87
6/26/15	DDA - Balance Change	1,346,508.14	1,346,508.14	1	0.25	0.250	0.00	194.15	194.15
6/29/15	DDA - Balance Change	40,346,508.14	40,346,508.14	3	0.25	0.250	0.00	27.67	27.67
6/30/15	DDA - Balance Change	7,346,508.14	7,346,508.14	1	0.25	0.250	0.00	276.35	276.35
7/1/15	Closing Balance	7,346,508.14	7,346,508.14	1	0.25	0.250	0.00	50.32	50.32
						0.250	0.00	704,937.76	704,937.76
000000 - CHAMBERS - Tran Type: DDA, Start: July 1, 2004, Maturity: Overnight									
7/1/14	Opening Balance	0.00	0.00	0	0.25	0.250	0.00	54,163.18	54,163.18
7/1/15	Closing Balance	0.00	0.00	365	0.25	0.250	0.00	0.00	0.00

Return on Investment - Detail - AST

Between: July 1, 2014 and July 1, 2015

Printed: June 30, 2015 3:13 pm

Cash Flow Date	Transaction Description	Orig Curr Balance	Local Currency Equivalent ()							
			Principal Movement	Days	Yield	Adj Yield	Premium/ (Discount)	Interest	Total Cost	
Arkansas State Treasury (Con't)										
Demand Accounts Invest (Con't)										
								0.00	54,163.18	54,163.18
000000 - DELIGHT - Tran Type: DDA, Start: July 1, 2004, Maturity: Overnight										
7/1/14	Opening Balance	0.00	0.00	0	0.25	0.250	0.00	77,308.71	77,308.71	
7/1/15	Closing Balance	0.00	0.00	365	0.25	0.250	0.00	0.00	0.00	
								0.00	77,308.71	77,308.71
000000 - DELTATRUST - Tran Type: DDA, Start: July 1, 2004, Maturity: Overnight										
7/1/14	Opening Balance	0.00	0.00	0	0.25	0.250	0.00	78,208.54	78,208.54	
7/1/15	Closing Balance	0.00	0.00	365	0.25	0.250	0.00	0.00	0.00	
								0.00	78,208.54	78,208.54
000000 - METRO DDA - Tran Type: DDA, Start: July 1, 2004, Maturity: Overnight										
7/1/14	Opening Balance	0.00	0.00	0	0.25	0.250	0.00	407.55	407.55	
7/1/15	Closing Balance	0.00	0.00	365	0.25	0.250	0.00	0.00	0.00	
								0.00	407.55	407.55
000000 - NEWPORT - Tran Type: DDA, Start: July 1, 2004, Maturity: Overnight										
7/1/14	Opening Balance	0.00	0.00	0	0.20	0.200	0.00	45,907.31	45,907.31	
7/1/15	Closing Balance	0.00	0.00	365	0.20	0.200	0.00	0.00	0.00	
								0.00	45,907.31	45,907.31
000000 - ONE BANK - Tran Type: DDA, Start: July 1, 2004, Maturity: Overnight										
7/1/14	Opening Balance	0.00	0.00	0	0.50	0.500	0.00	12,636.79	12,636.79	
7/1/15	Closing Balance	0.00	0.00	365	0.50	0.500	0.00	0.00	0.00	
								0.00	12,636.79	12,636.79
000000 - OZARKS - Tran Type: DDA, Start: July 1, 2004, Maturity: Overnight										
7/1/14	Opening Balance	2,277,101.90	2,277,101.90	0	0.25	0.250	0.00	57,973.80	57,973.80	
7/21/14	DDA - Balance Change	2,277,569.80	2,277,569.80	20	0.25	0.250	0.00	311.93	311.93	
8/1/14	DDA - Balance Change	2,277,569.80	2,277,569.80	11	0.25	0.250	0.00	171.60	171.60	
8/21/14	DDA - Balance Change	2,278,053.39	2,278,053.39	20	0.25	0.250	0.00	312.00	312.00	
9/1/14	DDA - Balance Change	2,278,053.39	2,278,053.39	11	0.25	0.250	0.00	171.63	171.63	
9/26/14	DDA - Balance Change	2,278,505.90	2,278,505.90	25	0.25	0.250	0.00	390.08	390.08	
10/1/14	DDA - Balance Change	2,278,505.90	2,278,505.90	5	0.25	0.250	0.00	78.03	78.03	
10/29/14	DDA - Balance Change	2,279,005.30	2,279,005.30	28	0.25	0.250	0.00	436.97	436.97	
11/1/14	DDA - Balance Change	2,279,005.30	2,279,005.30	3	0.25	0.250	0.00	46.83	46.83	
11/26/14	DDA - Balance Change	2,279,489.20	2,279,489.20	25	0.25	0.250	0.00	390.24	390.24	

Return on Investment - Detail - AST

Between: July 1, 2014 and July 1, 2015

Printed: June 30, 2015 3:13 pm

Cash Flow Date	Transaction Description	Orig Curr Balance	Local Currency Equivalent ()						Interest	Total Cost
			Principal Movement	Days	Yield	Adj Yield	Premium/ (Discount)			
Arkansas State Treasury (Con't)										
Demand Accounts Invest (Con't)										
000000 - OZARKS - Tran Type: DDA, Start: July 1, 2004, Maturity: Overnight										
12/22/14	DDA - Balance Change	2,279,926.36	2,279,926.36	26	0.25	0.250	0.00	405.94	405.94	
1/28/15	DDA - Balance Change	2,280,957.02	2,280,957.02	37	0.25	0.250	0.00	577.79	577.79	
1/30/15	DDA - Balance Change	2,280,441.69	2,280,441.69	2	0.25	0.250	0.00	31.25	31.25	
2/24/15	DDA - Balance Change	2,280,910.27	2,280,910.27	25	0.25	0.250	0.00	390.49	390.49	
3/25/15	DDA - Balance Change	2,281,347.70	2,281,347.70	29	0.25	0.250	0.00	453.06	453.06	
4/17/15	DDA - Balance Change	2,281,847.72	2,281,847.72	23	0.25	0.250	0.00	359.39	359.39	
4/23/15	DDA - Balance Change	10,281,847.72	10,281,847.72	6	0.25	0.250	0.00	93.77	93.77	
4/30/15	DDA - Balance Change	25,281,847.72	25,281,847.72	7	0.25	0.250	0.00	492.97	492.97	
5/6/15	DDA - Balance Change	31,281,847.72	31,281,847.72	6	0.25	0.250	0.00	1,038.98	1,038.98	
5/7/15	DDA - Balance Change	4,281,847.72	4,281,847.72	1	0.25	0.250	0.00	214.26	214.26	
5/8/15	DDA - Balance Change	11,281,847.72	11,281,847.72	1	0.25	0.250	0.00	29.33	29.33	
5/12/15	DDA - Balance Change	16,281,847.72	16,281,847.72	4	0.25	0.250	0.00	309.09	309.09	
5/13/15	DDA - Balance Change	34,281,847.72	34,281,847.72	1	0.25	0.250	0.00	111.52	111.52	
5/14/15	DDA - Balance Change	1,281,847.72	1,281,847.72	1	0.25	0.250	0.00	234.81	234.81	
5/15/15	DDA - Balance Change	28,281,847.72	28,281,847.72	1	0.25	0.250	0.00	8.78	8.78	
5/19/15	DDA - Balance Change	38,281,847.72	38,281,847.72	4	0.25	0.250	0.00	774.85	774.85	
5/21/15	DDA - Balance Change	73,281,847.72	73,281,847.72	2	0.25	0.250	0.00	524.41	524.41	
5/22/15	DDA - Balance Change	22,281,847.72	22,281,847.72	1	0.25	0.250	0.00	501.93	501.93	
5/26/15	DDA - Balance Change	7,281,847.72	7,281,847.72	4	0.25	0.250	0.00	610.46	610.46	
5/27/15	DDA - Balance Change	27,281,847.72	27,281,847.72	1	0.25	0.250	0.00	49.88	49.88	
5/28/15	DDA - Balance Change	27,282,857.69	27,282,857.69	1	0.25	0.250	0.00	186.86	186.86	
6/1/15	DDA - Balance Change	44,282,857.69	44,282,857.69	4	0.25	0.250	0.00	747.48	747.48	
6/5/15	DDA - Balance Change	32,282,857.69	32,282,857.69	4	0.25	0.250	0.00	1,213.23	1,213.23	
6/9/15	DDA - Balance Change	39,282,857.69	39,282,857.69	4	0.25	0.250	0.00	884.46	884.46	
6/10/15	DDA - Balance Change	31,282,857.69	31,282,857.69	1	0.25	0.250	0.00	269.06	269.06	
6/11/15	DDA - Balance Change	282,857.69	282,857.69	1	0.45	0.450	0.00	214.27	214.27	
6/12/15	DDA - Balance Change	2,282,857.69	2,282,857.69	1	0.45	0.450	0.00	3.49	3.49	
6/15/15	DDA - Balance Change	74,282,857.69	74,282,857.69	3	0.45	0.450	0.00	84.43	84.43	
6/23/15	DDA - Balance Change	74,287,619.35	74,287,619.35	8	0.45	0.450	0.00	7,326.53	7,326.53	
6/26/15	DDA - Balance Change	52,287,619.35	52,287,619.35	3	0.45	0.450	0.00	2,747.62	2,747.62	
6/29/15	DDA - Balance Change	75,287,619.35	75,287,619.35	3	0.45	0.450	0.00	1,933.93	1,933.93	
7/1/15	Closing Balance	75,287,619.35	75,287,619.35	2	0.45	0.450	0.00	1,856.41	1,856.41	

Return on Investment - Detail - AST

Between: July 1, 2014 and July 1, 2015

Printed: June 30, 2015 3:13 pm

Cash Flow Date	Transaction Description	Orig Curr Balance	Local Currency Equivalent ()							
			Principal Movement	Days	Yield	Adj Yield	Premium/ (Discount)	Interest	Total Cost	
Arkansas State Treasury (Con't)										
Demand Accounts Invest (Con't)										
							0.328	0.00	84,963.84	84,963.84
000000 - REGIONS - Tran Type: DDA, Start: July 1, 2004, Maturity: Overnight										
7/1/14	Opening Balance	16,073,162.40	16,073,162.40	0	0.10	0.100	0.00	235,068.73	235,068.73	
7/3/14	DDA - Balance Change	1,074,811.44	1,074,811.44	2	0.10	0.100	0.00	88.07	88.07	
7/7/14	DDA - Balance Change	1,140,998.19	1,140,998.19	4	0.10	0.100	0.00	11.78	11.78	
7/8/14	DDA - Balance Change	1,746,811.62	1,746,811.62	1	0.10	0.100	0.00	3.13	3.13	
7/9/14	DDA - Balance Change	2,066,448.60	2,066,448.60	1	0.10	0.100	0.00	4.79	4.79	
7/10/14	DDA - Balance Change	3,060,351.43	3,060,351.43	1	0.10	0.100	0.00	5.66	5.66	
7/11/14	DDA - Balance Change	3,356,566.58	3,356,566.58	1	0.10	0.100	0.00	8.38	8.38	
7/14/14	DDA - Balance Change	3,373,128.03	3,373,128.03	3	0.10	0.100	0.00	27.59	27.59	
7/15/14	DDA - Balance Change	4,140,327.43	4,140,327.43	1	0.10	0.100	0.00	9.24	9.24	
7/16/14	DDA - Balance Change	4,665,852.20	4,665,852.20	1	0.10	0.100	0.00	11.34	11.34	
7/17/14	DDA - Balance Change	17,110,668.64	17,110,668.64	1	0.10	0.100	0.00	12.78	12.78	
7/18/14	DDA - Balance Change	2,301,239.33	2,301,239.33	1	0.10	0.100	0.00	46.88	46.88	
7/21/14	DDA - Balance Change	19,227,466.12	19,227,466.12	3	0.10	0.100	0.00	18.91	18.91	
7/22/14	DDA - Balance Change	19,568,456.87	19,568,456.87	1	0.10	0.100	0.00	52.68	52.68	
7/23/14	DDA - Balance Change	1,006,971.79	1,006,971.79	1	0.10	0.100	0.00	53.61	53.61	
7/24/14	DDA - Balance Change	16,305,095.28	16,305,095.28	1	0.10	0.100	0.00	2.76	2.76	
7/25/14	DDA - Balance Change	16,672,422.08	16,672,422.08	1	0.10	0.100	0.00	44.67	44.67	
7/28/14	DDA - Balance Change	17,097,345.14	17,097,345.14	3	0.10	0.100	0.00	137.03	137.03	
7/29/14	DDA - Balance Change	416,506.91	416,506.91	1	0.10	0.100	0.00	46.84	46.84	
7/30/14	DDA - Balance Change	655,735.62	655,735.62	1	0.10	0.100	0.00	1.14	1.14	
7/31/14	DDA - Balance Change	670,010.49	670,010.49	1	0.10	0.100	0.00	1.80	1.80	
8/1/14	DDA - Balance Change	882,374.13	882,374.13	1	0.10	0.100	0.00	1.84	1.84	
8/4/14	DDA - Balance Change	960,777.43	960,777.43	3	0.10	0.100	0.00	7.25	7.25	
8/5/14	DDA - Balance Change	16,672,315.59	16,672,315.59	1	0.10	0.100	0.00	2.63	2.63	
8/6/14	DDA - Balance Change	930,518.12	930,518.12	1	0.10	0.100	0.00	45.68	45.68	
8/7/14	DDA - Balance Change	1,223,606.03	1,223,606.03	1	0.10	0.100	0.00	2.55	2.55	
8/8/14	DDA - Balance Change	1,379,758.42	1,379,758.42	1	0.10	0.100	0.00	3.35	3.35	
8/11/14	DDA - Balance Change	1,421,014.40	1,421,014.40	3	0.10	0.100	0.00	11.34	11.34	
8/12/14	DDA - Balance Change	1,796,780.59	1,796,780.59	1	0.10	0.100	0.00	3.89	3.89	
8/13/14	DDA - Balance Change	14,703,049.68	14,703,049.68	1	0.10	0.100	0.00	4.92	4.92	
8/14/14	DDA - Balance Change	22,655,212.72	22,655,212.72	1	0.10	0.100	0.00	40.28	40.28	

Return on Investment - Detail - AST

Between: July 1, 2014 and July 1, 2015

Printed: June 30, 2015 3:13 pm

Cash Flow Date	Transaction Description	Orig Curr Balance	Local Currency Equivalent ()						Interest	Total Cost
			Principal Movement	Days	Yield	Adj Yield	Premium/ (Discount)			
Arkansas State Treasury (Con't)										
Demand Accounts Invest (Con't)										
000000 - REGIONS - Tran Type: DDA, Start: July 1, 2004, Maturity: Overnight										
8/15/14	DDA - Balance Change	23,075,197.08	23,075,197.08	1	0.10	0.100	0.00	62.07	62.07	
8/18/14	DDA - Balance Change	3,479,551.88	3,479,551.88	3	0.10	0.100	0.00	189.66	189.66	
8/19/14	DDA - Balance Change	3,965,888.46	3,965,888.46	1	0.10	0.100	0.00	9.53	9.53	
8/20/14	DDA - Balance Change	17,216,779.34	17,216,779.34	1	0.10	0.100	0.00	10.87	10.87	
8/21/14	DDA - Balance Change	17,912,088.96	17,912,088.96	1	0.10	0.100	0.00	47.17	47.17	
8/22/14	DDA - Balance Change	18,387,469.34	18,387,469.34	1	0.10	0.100	0.00	49.07	49.07	
8/25/14	DDA - Balance Change	18,419,250.66	18,419,250.66	3	0.10	0.100	0.00	151.13	151.13	
8/26/14	DDA - Balance Change	19,106,965.46	19,106,965.46	1	0.10	0.100	0.00	50.46	50.46	
8/27/14	DDA - Balance Change	19,217,321.92	19,217,321.92	1	0.10	0.100	0.00	52.35	52.35	
8/28/14	DDA - Balance Change	29,004,824.82	29,004,824.82	1	0.10	0.100	0.00	52.65	52.65	
8/29/14	DDA - Balance Change	4,258,113.04	4,258,113.04	1	0.10	0.100	0.00	79.47	79.47	
9/1/14	DDA - Balance Change	4,258,113.04	4,258,113.04	3	0.10	0.100	0.00	35.00	35.00	
9/2/14	DDA - Balance Change	4,542,438.27	4,542,438.27	1	0.10	0.100	0.00	11.67	11.67	
9/3/14	DDA - Balance Change	4,854,787.79	4,854,787.79	1	0.10	0.100	0.00	12.45	12.45	
9/4/14	DDA - Balance Change	5,548,039.87	5,548,039.87	1	0.10	0.100	0.00	13.30	13.30	
9/5/14	DDA - Balance Change	5,776,569.39	5,776,569.39	1	0.10	0.100	0.00	15.20	15.20	
9/8/14	DDA - Balance Change	6,051,077.09	6,051,077.09	3	0.10	0.100	0.00	47.48	47.48	
9/9/14	DDA - Balance Change	6,258,416.05	6,258,416.05	1	0.10	0.100	0.00	16.58	16.58	
9/10/14	DDA - Balance Change	6,367,140.10	6,367,140.10	1	0.10	0.100	0.00	17.15	17.15	
9/11/14	DDA - Balance Change	31,163,824.22	31,163,824.22	1	0.10	0.100	0.00	17.44	17.44	
9/12/14	DDA - Balance Change	1,319,389.91	1,319,389.91	1	0.10	0.100	0.00	85.38	85.38	
9/15/14	DDA - Balance Change	1,348,007.18	1,348,007.18	3	0.10	0.100	0.00	10.84	10.84	
9/16/14	DDA - Balance Change	1,687,979.27	1,687,979.27	1	0.10	0.100	0.00	3.69	3.69	
9/17/14	DDA - Balance Change	2,577,053.69	2,577,053.69	1	0.10	0.100	0.00	4.62	4.62	
9/18/14	DDA - Balance Change	3,511,520.69	3,511,520.69	1	0.10	0.100	0.00	7.06	7.06	
9/19/14	DDA - Balance Change	19,499,351.42	19,499,351.42	1	0.10	0.100	0.00	9.62	9.62	
9/22/14	DDA - Balance Change	19,668,495.43	19,668,495.43	3	0.10	0.100	0.00	160.27	160.27	
9/23/14	DDA - Balance Change	21,155,619.35	21,155,619.35	1	0.10	0.100	0.00	53.89	53.89	
9/24/14	DDA - Balance Change	21,232,957.38	21,232,957.38	1	0.10	0.100	0.00	57.96	57.96	
9/25/14	DDA - Balance Change	1,411,252.46	1,411,252.46	1	0.10	0.100	0.00	58.17	58.17	
9/26/14	DDA - Balance Change	17,822,181.29	17,822,181.29	1	0.10	0.100	0.00	3.87	3.87	
9/29/14	DDA - Balance Change	17,969,053.53	17,969,053.53	3	0.10	0.100	0.00	146.48	146.48	

Return on Investment - Detail - AST

Between: July 1, 2014 and July 1, 2015

Printed: June 30, 2015 3:13 pm

Cash Flow Date	Transaction Description	Orig Curr Balance	Local Currency Equivalent ()						Interest	Total Cost
			Principal Movement	Days	Yield	Adj Yield	Premium/ (Discount)			
Arkansas State Treasury (Con't)										
Demand Accounts Invest (Con't)										
000000 - REGIONS - Tran Type: DDA, Start: July 1, 2004, Maturity: Overnight										
9/30/14	DDA - Balance Change	29,395,743.05	29,395,743.05	1	0.10	0.100	0.00	49.23	49.23	
10/1/14	DDA - Balance Change	4,713,384.74	4,713,384.74	1	0.10	0.100	0.00	80.54	80.54	
10/2/14	DDA - Balance Change	4,812,205.12	4,812,205.12	1	0.10	0.100	0.00	12.91	12.91	
10/3/14	DDA - Balance Change	5,142,568.50	5,142,568.50	1	0.10	0.100	0.00	13.18	13.18	
10/6/14	DDA - Balance Change	5,152,276.95	5,152,276.95	3	0.10	0.100	0.00	42.27	42.27	
10/7/14	DDA - Balance Change	5,646,034.45	5,646,034.45	1	0.10	0.100	0.00	14.12	14.12	
10/8/14	DDA - Balance Change	5,758,595.15	5,758,595.15	1	0.10	0.100	0.00	15.47	15.47	
10/9/14	DDA - Balance Change	5,941,531.92	5,941,531.92	1	0.10	0.100	0.00	15.78	15.78	
10/10/14	DDA - Balance Change	6,594,217.82	6,594,217.82	1	0.10	0.100	0.00	16.28	16.28	
10/13/14	DDA - Balance Change	6,614,217.82	6,614,217.82	3	0.10	0.100	0.00	54.20	54.20	
10/14/14	DDA - Balance Change	17,176,583.13	17,176,583.13	1	0.10	0.100	0.00	18.12	18.12	
10/15/14	DDA - Balance Change	2,892,591.79	2,892,591.79	1	0.10	0.100	0.00	47.06	47.06	
10/16/14	DDA - Balance Change	3,548,368.95	3,548,368.95	1	0.10	0.100	0.00	7.92	7.92	
10/17/14	DDA - Balance Change	21,595,796.61	21,595,796.61	1	0.10	0.100	0.00	9.72	9.72	
10/20/14	DDA - Balance Change	1,840,686.51	1,840,686.51	3	0.10	0.100	0.00	177.50	177.50	
10/21/14	DDA - Balance Change	2,257,361.89	2,257,361.89	1	0.10	0.100	0.00	5.04	5.04	
10/22/14	DDA - Balance Change	2,476,755.91	2,476,755.91	1	0.10	0.100	0.00	6.18	6.18	
10/23/14	DDA - Balance Change	10,035,211.12	10,035,211.12	1	0.10	0.100	0.00	6.79	6.79	
10/24/14	DDA - Balance Change	10,380,841.48	10,380,841.48	1	0.10	0.100	0.00	27.49	27.49	
10/27/14	DDA - Balance Change	851,306.28	851,306.28	3	0.10	0.100	0.00	85.32	85.32	
10/28/14	DDA - Balance Change	1,280,253.70	1,280,253.70	1	0.10	0.100	0.00	2.33	2.33	
10/29/14	DDA - Balance Change	1,843,840.68	1,843,840.68	1	0.10	0.100	0.00	3.51	3.51	
10/30/14	DDA - Balance Change	10,636,318.38	10,636,318.38	1	0.10	0.100	0.00	5.05	5.05	
10/31/14	DDA - Balance Change	857,074.33	857,074.33	1	0.10	0.100	0.00	29.14	29.14	
11/1/14	DDA - Balance Change	857,074.33	857,074.33	1	0.10	0.100	0.00	2.35	2.35	
11/3/14	DDA - Balance Change	868,163.23	868,163.23	2	0.10	0.100	0.00	4.70	4.70	
11/4/14	DDA - Balance Change	1,066,847.09	1,066,847.09	1	0.10	0.100	0.00	2.38	2.38	
11/5/14	DDA - Balance Change	1,156,500.42	1,156,500.42	1	0.10	0.100	0.00	2.92	2.92	
11/6/14	DDA - Balance Change	1,396,992.94	1,396,992.94	1	0.10	0.100	0.00	3.17	3.17	
11/7/14	DDA - Balance Change	9,920,901.35	9,920,901.35	1	0.10	0.100	0.00	3.83	3.83	
11/10/14	DDA - Balance Change	9,970,785.71	9,970,785.71	3	0.10	0.100	0.00	81.54	81.54	
11/12/14	DDA - Balance Change	10,784,395.22	10,784,395.22	2	0.10	0.100	0.00	54.63	54.63	

Return on Investment - Detail - AST

Between: July 1, 2014 and July 1, 2015

Printed: June 30, 2015 3:13 pm

Cash Flow Date	Transaction Description	Orig Curr Balance	Local Currency Equivalent ()						Interest	Total Cost
			Principal Movement	Days	Yield	Adj Yield	Premium/ (Discount)			
Arkansas State Treasury (Con't)										
Demand Accounts Invest (Con't)										
000000 - REGIONS - Tran Type: DDA, Start: July 1, 2004, Maturity: Overnight										
11/14/14	DDA - Balance Change	1,512,210.72	1,512,210.72	2	0.10	0.100	0.00	59.09	59.09	
11/17/14	DDA - Balance Change	1,536,461.41	1,536,461.41	3	0.10	0.100	0.00	12.43	12.43	
11/18/14	DDA - Balance Change	12,871,816.69	12,871,816.69	1	0.10	0.100	0.00	4.21	4.21	
11/19/14	DDA - Balance Change	13,909,603.54	13,909,603.54	1	0.10	0.100	0.00	35.27	35.27	
11/20/14	DDA - Balance Change	14,007,410.47	14,007,410.47	1	0.10	0.100	0.00	38.11	38.11	
11/21/14	DDA - Balance Change	14,410,999.50	14,410,999.50	1	0.10	0.100	0.00	38.38	38.38	
11/24/14	DDA - Balance Change	27,360,565.76	27,360,565.76	3	0.10	0.100	0.00	118.45	118.45	
11/25/14	DDA - Balance Change	2,671,271.11	2,671,271.11	1	0.10	0.100	0.00	74.96	74.96	
11/26/14	DDA - Balance Change	10,948,429.98	10,948,429.98	1	0.10	0.100	0.00	7.32	7.32	
12/1/14	DDA - Balance Change	11,122,870.29	11,122,870.29	5	0.10	0.100	0.00	149.98	149.98	
12/2/14	DDA - Balance Change	11,752,700.87	11,752,700.87	1	0.10	0.100	0.00	30.47	30.47	
12/3/14	DDA - Balance Change	11,796,702.91	11,796,702.91	1	0.10	0.100	0.00	32.20	32.20	
12/4/14	DDA - Balance Change	11,799,929.20	11,799,929.20	1	0.10	0.100	0.00	32.32	32.32	
12/5/14	DDA - Balance Change	12,088,932.72	12,088,932.72	1	0.10	0.100	0.00	32.33	32.33	
12/8/14	DDA - Balance Change	20,960,734.33	20,960,734.33	3	0.10	0.100	0.00	99.36	99.36	
12/9/14	DDA - Balance Change	1,187,109.11	1,187,109.11	1	0.10	0.100	0.00	57.43	57.43	
12/10/14	DDA - Balance Change	9,231,217.69	9,231,217.69	1	0.10	0.100	0.00	3.25	3.25	
12/11/14	DDA - Balance Change	9,556,967.73	9,556,967.73	1	0.10	0.100	0.00	25.29	25.29	
12/12/14	DDA - Balance Change	10,260,159.04	10,260,159.04	1	0.10	0.100	0.00	26.18	26.18	
12/15/14	DDA - Balance Change	10,342,271.63	10,342,271.63	3	0.10	0.100	0.00	84.33	84.33	
12/16/14	DDA - Balance Change	10,870,503.72	10,870,503.72	1	0.10	0.100	0.00	28.33	28.33	
12/17/14	DDA - Balance Change	11,242,581.21	11,242,581.21	1	0.10	0.100	0.00	29.78	29.78	
12/18/14	DDA - Balance Change	11,378,829.92	11,378,829.92	1	0.10	0.100	0.00	30.80	30.80	
12/19/14	DDA - Balance Change	11,529,913.09	11,529,913.09	1	0.10	0.100	0.00	31.17	31.17	
12/22/14	DDA - Balance Change	24,263,765.95	24,263,765.95	3	0.10	0.100	0.00	94.77	94.77	
12/23/14	DDA - Balance Change	25,230,590.72	25,230,590.72	1	0.10	0.100	0.00	66.48	66.48	
12/29/14	DDA - Balance Change	601,965.93	601,965.93	6	0.10	0.100	0.00	414.75	414.75	
12/30/14	DDA - Balance Change	9,402,518.33	9,402,518.33	1	0.10	0.100	0.00	1.65	1.65	
12/31/14	DDA - Balance Change	9,435,128.55	9,435,128.55	1	0.10	0.100	0.00	25.76	25.76	
1/2/15	DDA - Balance Change	9,597,612.12	9,597,612.12	2	0.10	0.100	0.00	51.70	51.70	
1/5/15	DDA - Balance Change	9,974,008.38	9,974,008.38	3	0.10	0.100	0.00	78.88	78.88	
1/6/15	DDA - Balance Change	10,558,515.74	10,558,515.74	1	0.10	0.100	0.00	27.33	27.33	

Return on Investment - Detail - AST

Between: July 1, 2014 and July 1, 2015

Printed: June 30, 2015 3:13 pm

Cash Flow Date	Transaction Description	Orig Curr Balance	Local Currency Equivalent ()					Interest	Total Cost
			Principal Movement	Days	Yield	Adj Yield	Premium/ (Discount)		
Arkansas State Treasury (Con't)									
Demand Accounts Invest (Con't)									
000000 - REGIONS - Tran Type: DDA, Start: July 1, 2004, Maturity: Overnight									
1/7/15	DDA - Balance Change	11,210,043.43	11,210,043.43	1	0.10	0.100	0.00	28.93	28.93
1/8/15	DDA - Balance Change	12,694,609.44	12,694,609.44	1	0.10	0.100	0.00	30.71	30.71
1/9/15	DDA - Balance Change	13,338,425.32	13,338,425.32	1	0.10	0.100	0.00	34.78	34.78
1/12/15	DDA - Balance Change	13,488,152.84	13,488,152.84	3	0.10	0.100	0.00	109.63	109.63
1/13/15	DDA - Balance Change	13,558,544.18	13,558,544.18	1	0.10	0.100	0.00	36.95	36.95
1/14/15	DDA - Balance Change	13,849,166.01	13,849,166.01	1	0.10	0.100	0.00	37.15	37.15
1/15/15	DDA - Balance Change	14,062,486.99	14,062,486.99	1	0.10	0.100	0.00	37.94	37.94
1/16/15	DDA - Balance Change	24,366,013.45	24,366,013.45	1	0.10	0.100	0.00	38.53	38.53
1/20/15	DDA - Balance Change	4,701,797.46	4,701,797.46	4	0.10	0.100	0.00	267.02	267.02
1/21/15	DDA - Balance Change	5,156,045.41	5,156,045.41	1	0.10	0.100	0.00	12.88	12.88
1/22/15	DDA - Balance Change	5,427,818.70	5,427,818.70	1	0.10	0.100	0.00	14.13	14.13
1/23/15	DDA - Balance Change	8,538,958.77	8,538,958.77	1	0.10	0.100	0.00	14.87	14.87
1/26/15	DDA - Balance Change	8,586,843.83	8,586,843.83	3	0.10	0.100	0.00	70.18	70.18
1/27/15	DDA - Balance Change	9,061,563.21	9,061,563.21	1	0.10	0.100	0.00	23.53	23.53
1/28/15	DDA - Balance Change	38,908,291.21	38,908,291.21	1	0.10	0.100	0.00	24.83	24.83
1/29/15	DDA - Balance Change	39,537,107.68	39,537,107.68	1	0.10	0.100	0.00	106.60	106.60
1/30/15	DDA - Balance Change	5,196,771.24	5,196,771.24	1	0.10	0.100	0.00	108.32	108.32
2/2/15	DDA - Balance Change	5,211,172.75	5,211,172.75	3	0.10	0.100	0.00	42.71	42.71
2/3/15	DDA - Balance Change	5,544,165.40	5,544,165.40	1	0.10	0.100	0.00	14.28	14.28
2/4/15	DDA - Balance Change	5,895,837.68	5,895,837.68	1	0.10	0.100	0.00	15.19	15.19
2/5/15	DDA - Balance Change	6,172,207.95	6,172,207.95	1	0.10	0.100	0.00	16.15	16.15
2/6/15	DDA - Balance Change	11,641,441.84	11,641,441.84	1	0.10	0.100	0.00	16.91	16.91
2/9/15	DDA - Balance Change	11,708,274.59	11,708,274.59	3	0.10	0.100	0.00	95.68	95.68
2/10/15	DDA - Balance Change	12,008,713.25	12,008,713.25	1	0.10	0.100	0.00	32.08	32.08
2/11/15	DDA - Balance Change	1,401,933.04	1,401,933.04	1	0.10	0.100	0.00	32.90	32.90
2/12/15	DDA - Balance Change	5,677,940.06	5,677,940.06	1	0.10	0.100	0.00	3.84	3.84
2/13/15	DDA - Balance Change	6,006,760.21	6,006,760.21	1	0.10	0.100	0.00	15.56	15.56
2/17/15	DDA - Balance Change	6,614,375.20	6,614,375.20	4	0.10	0.100	0.00	65.83	65.83
2/18/15	DDA - Balance Change	14,281,565.03	14,281,565.03	1	0.10	0.100	0.00	18.12	18.12
2/19/15	DDA - Balance Change	2,452,457.60	2,452,457.60	1	0.10	0.100	0.00	39.13	39.13
2/20/15	DDA - Balance Change	3,073,647.78	3,073,647.78	1	0.10	0.100	0.00	6.72	6.72
2/23/15	DDA - Balance Change	3,196,923.55	3,196,923.55	3	0.10	0.100	0.00	25.26	25.26

Return on Investment - Detail - AST

Between: July 1, 2014 and July 1, 2015

Printed: June 30, 2015 3:13 pm

Cash Flow Date	Transaction Description	Orig Curr Balance	Local Currency Equivalent ()						Interest	Total Cost
			Principal Movement	Days	Yield	Adj Yield	Premium/ (Discount)			
Arkansas State Treasury (Con't)										
Demand Accounts Invest (Con't)										
000000 - REGIONS - Tran Type: DDA, Start: July 1, 2004, Maturity: Overnight										
2/24/15	DDA - Balance Change	17,334,375.42	17,334,375.42	1	0.10	0.100	0.00	8.76	8.76	
2/25/15	DDA - Balance Change	17,368,195.28	17,368,195.28	1	0.10	0.100	0.00	47.49	47.49	
2/26/15	DDA - Balance Change	6,975,726.85	6,975,726.85	1	0.10	0.100	0.00	47.58	47.58	
2/27/15	DDA - Balance Change	7,916,540.98	7,916,540.98	1	0.10	0.100	0.00	19.11	19.11	
3/2/15	DDA - Balance Change	8,097,413.01	8,097,413.01	3	0.10	0.100	0.00	65.07	65.07	
3/3/15	DDA - Balance Change	8,978,029.44	8,978,029.44	1	0.10	0.100	0.00	22.18	22.18	
3/4/15	DDA - Balance Change	9,288,106.99	9,288,106.99	1	0.10	0.100	0.00	24.60	24.60	
3/6/15	DDA - Balance Change	9,654,066.84	9,654,066.84	2	0.10	0.100	0.00	50.89	50.89	
3/9/15	DDA - Balance Change	9,795,650.88	9,795,650.88	3	0.10	0.100	0.00	79.35	79.35	
3/10/15	DDA - Balance Change	14,367,890.11	14,367,890.11	1	0.10	0.100	0.00	26.84	26.84	
3/11/15	DDA - Balance Change	14,564,729.11	14,564,729.11	1	0.10	0.100	0.00	39.36	39.36	
3/12/15	DDA - Balance Change	18,893,872.11	18,893,872.11	1	0.10	0.100	0.00	39.90	39.90	
3/13/15	DDA - Balance Change	19,182,055.37	19,182,055.37	1	0.10	0.100	0.00	51.76	51.76	
3/16/15	DDA - Balance Change	19,562,278.59	19,562,278.59	3	0.10	0.100	0.00	157.66	157.66	
3/17/15	DDA - Balance Change	2,937,665.79	2,937,665.79	1	0.10	0.100	0.00	53.60	53.60	
3/18/15	DDA - Balance Change	4,003,556.68	4,003,556.68	1	0.10	0.100	0.00	8.05	8.05	
3/19/15	DDA - Balance Change	4,488,819.95	4,488,819.95	1	0.10	0.100	0.00	10.97	10.97	
3/20/15	DDA - Balance Change	12,101,703.83	12,101,703.83	1	0.10	0.100	0.00	12.30	12.30	
3/23/15	DDA - Balance Change	12,166,360.57	12,166,360.57	3	0.10	0.100	0.00	99.47	99.47	
3/24/15	DDA - Balance Change	12,938,446.16	12,938,446.16	1	0.10	0.100	0.00	33.33	33.33	
3/25/15	DDA - Balance Change	13,052,492.68	13,052,492.68	1	0.10	0.100	0.00	35.45	35.45	
3/26/15	DDA - Balance Change	49,231,929.82	49,231,929.82	1	0.10	0.100	0.00	35.76	35.76	
3/27/15	DDA - Balance Change	2,770,914.12	2,770,914.12	1	0.10	0.100	0.00	134.88	134.88	
3/30/15	DDA - Balance Change	2,837,516.96	2,837,516.96	3	0.10	0.100	0.00	22.77	22.77	
3/31/15	DDA - Balance Change	3,138,423.16	3,138,423.16	1	0.10	0.100	0.00	7.77	7.77	
4/1/15	DDA - Balance Change	3,378,745.99	3,378,745.99	1	0.10	0.100	0.00	8.60	8.60	
4/2/15	DDA - Balance Change	63,552,104.59	63,552,104.59	1	0.10	0.100	0.00	9.26	9.26	
4/3/15	DDA - Balance Change	4,115,215.97	4,115,215.97	1	0.10	0.100	0.00	174.12	174.12	
4/6/15	DDA - Balance Change	9,517,026.41	9,517,026.41	3	0.10	0.100	0.00	33.82	33.82	
4/7/15	DDA - Balance Change	2,879,582.65	2,879,582.65	1	0.10	0.100	0.00	26.07	26.07	
4/8/15	DDA - Balance Change	3,051,296.65	3,051,296.65	1	0.10	0.100	0.00	7.89	7.89	
4/9/15	DDA - Balance Change	3,243,644.26	3,243,644.26	1	0.10	0.100	0.00	8.36	8.36	

Return on Investment - Detail - AST

Between: July 1, 2014 and July 1, 2015

Printed: June 30, 2015 3:13 pm

Cash Flow Date	Transaction Description	Orig Curr Balance	Local Currency Equivalent ()						Interest	Total Cost
			Principal Movement	Days	Yield	Adj Yield	Premium/ (Discount)			
Arkansas State Treasury (Con't)										
Demand Accounts Invest (Con't)										
000000 - REGIONS - Tran Type: DDA, Start: July 1, 2004, Maturity: Overnight										
4/10/15	DDA - Balance Change	15,986,325.27	15,986,325.27	1	0.10	0.100	0.00	8.89	8.89	
4/13/15	DDA - Balance Change	3,077,075.28	3,077,075.28	3	0.10	0.100	0.00	131.39	131.39	
4/14/15	DDA - Balance Change	3,389,811.02	3,389,811.02	1	0.10	0.100	0.00	8.43	8.43	
4/15/15	DDA - Balance Change	6,700,160.40	6,700,160.40	1	0.10	0.100	0.00	9.29	9.29	
4/16/15	DDA - Balance Change	6,971,093.64	6,971,093.64	1	0.10	0.100	0.00	18.36	18.36	
4/17/15	DDA - Balance Change	7,637,328.93	7,637,328.93	1	0.10	0.100	0.00	19.10	19.10	
4/20/15	DDA - Balance Change	1,934,911.42	1,934,911.42	3	0.10	0.100	0.00	62.77	62.77	
4/21/15	DDA - Balance Change	2,619,597.02	2,619,597.02	1	0.10	0.100	0.00	5.30	5.30	
4/22/15	DDA - Balance Change	2,700,042.58	2,700,042.58	1	0.10	0.100	0.00	7.18	7.18	
4/23/15	DDA - Balance Change	14,122,497.79	14,122,497.79	1	0.10	0.100	0.00	7.40	7.40	
4/24/15	DDA - Balance Change	1,758,022.59	1,758,022.59	1	0.10	0.100	0.00	38.69	38.69	
4/27/15	DDA - Balance Change	2,164,122.18	2,164,122.18	3	0.10	0.100	0.00	14.45	14.45	
4/28/15	DDA - Balance Change	2,486,817.09	2,486,817.09	1	0.10	0.100	0.00	5.93	5.93	
4/29/15	DDA - Balance Change	3,269,708.87	3,269,708.87	1	0.10	0.100	0.00	6.81	6.81	
4/30/15	DDA - Balance Change	20,195,023.07	20,195,023.07	1	0.10	0.100	0.00	8.96	8.96	
5/1/15	DDA - Balance Change	1,341,363.90	1,341,363.90	1	0.10	0.100	0.00	55.33	55.33	
5/4/15	DDA - Balance Change	1,372,866.92	1,372,866.92	3	0.10	0.100	0.00	11.02	11.02	
5/5/15	DDA - Balance Change	1,682,777.52	1,682,777.52	1	0.10	0.100	0.00	3.76	3.76	
5/6/15	DDA - Balance Change	1,776,334.40	1,776,334.40	1	0.10	0.100	0.00	4.61	4.61	
5/7/15	DDA - Balance Change	1,969,885.89	1,969,885.89	1	0.10	0.100	0.00	4.87	4.87	
5/8/15	DDA - Balance Change	1,659,415.97	1,659,415.97	1	0.10	0.100	0.00	5.40	5.40	
5/11/15	DDA - Balance Change	2,015,188.85	2,015,188.85	3	0.10	0.100	0.00	13.64	13.64	
5/12/15	DDA - Balance Change	-2,387,887.64	(2,387,887.64)	1	0.10	0.100	0.00	5.52	5.52	
5/13/15	DDA - Balance Change	-9,911,997.20	(9,911,997.20)	1	0.10	0.100	0.00	(6.54)	(6.54)	
5/14/15	DDA - Balance Change	-9,375,341.20	(9,375,341.20)	1	0.10	0.100	0.00	(27.16)	(27.16)	
5/15/15	DDA - Balance Change	4,125,435.49	4,125,435.49	1	0.10	0.100	0.00	(25.69)	(25.69)	
5/18/15	DDA - Balance Change	4,159,972.17	4,159,972.17	3	0.10	0.100	0.00	33.91	33.91	
5/19/15	DDA - Balance Change	2,633,671.61	2,633,671.61	1	0.10	0.100	0.00	11.40	11.40	
5/20/15	DDA - Balance Change	2,794,115.99	2,794,115.99	1	0.10	0.100	0.00	7.22	7.22	
5/21/15	DDA - Balance Change	2,822,798.04	2,822,798.04	1	0.10	0.100	0.00	7.66	7.66	
5/22/15	DDA - Balance Change	-10,793,938.14	(10,793,938.14)	1	0.10	0.100	0.00	7.73	7.73	
5/26/15	DDA - Balance Change	-8,359,920.59	(8,359,920.59)	4	0.10	0.100	0.00	(118.29)	(118.29)	

Return on Investment - Detail - AST

Between: July 1, 2014 and July 1, 2015

Printed: June 30, 2015 3:13 pm

Cash Flow Date	Transaction Description	Orig Curr Balance	Local Currency Equivalent ()						Interest	Total Cost
			Principal Movement	Days	Yield	Adj Yield	Premium/ (Discount)			
Arkansas State Treasury (Con't)										
Demand Accounts Invest (Con't)										
000000 - REGIONS - Tran Type: DDA, Start: July 1, 2004, Maturity: Overnight										
5/27/15	DDA - Balance Change	-4,773,034.47	(4,773,034.47)	1	0.10	0.100	0.00	(22.90)	(22.90)	
5/28/15	DDA - Balance Change	-4,066,061.96	(4,066,061.96)	1	0.10	0.100	0.00	(13.08)	(13.08)	
5/29/15	DDA - Balance Change	4,265,086.46	4,265,086.46	1	0.10	0.100	0.00	(11.14)	(11.14)	
6/1/15	DDA - Balance Change	4,592,367.61	4,592,367.61	3	0.10	0.100	0.00	35.06	35.06	
6/2/15	DDA - Balance Change	4,988,753.64	4,988,753.64	1	0.10	0.100	0.00	12.58	12.58	
6/3/15	DDA - Balance Change	11,746.51	11,746.51	1	0.10	0.100	0.00	13.67	13.67	
6/4/15	DDA - Balance Change	271,792.45	271,792.45	1	0.10	0.100	0.00	0.03	0.03	
6/5/15	DDA - Balance Change	377,534.31	377,534.31	1	0.10	0.100	0.00	0.74	0.74	
6/8/15	DDA - Balance Change	1,198,046.53	1,198,046.53	3	0.10	0.100	0.00	3.10	3.10	
6/9/15	DDA - Balance Change	756,108.38	756,108.38	1	0.10	0.100	0.00	3.28	3.28	
6/10/15	DDA - Balance Change	1,097,242.19	1,097,242.19	1	0.10	0.100	0.00	2.07	2.07	
6/11/15	DDA - Balance Change	1,807,409.99	1,807,409.99	1	0.10	0.100	0.00	3.01	3.01	
6/12/15	DDA - Balance Change	1,031,328.57	1,031,328.57	1	0.10	0.100	0.00	4.95	4.95	
6/15/15	DDA - Balance Change	1,117,783.80	1,117,783.80	3	0.10	0.100	0.00	8.48	8.48	
6/16/15	DDA - Balance Change	1,990,847.98	1,990,847.98	1	0.10	0.100	0.00	3.06	3.06	
6/17/15	DDA - Balance Change	-10,334,029.10	(10,334,029.10)	1	0.10	0.100	0.00	5.45	5.45	
6/18/15	DDA - Balance Change	3,022,026.30	3,022,026.30	1	0.10	0.100	0.00	(28.31)	(28.31)	
6/19/15	DDA - Balance Change	861,094.34	861,094.34	1	0.10	0.100	0.00	8.28	8.28	
6/22/15	DDA - Balance Change	1,560,066.71	1,560,066.71	3	0.10	0.100	0.00	7.08	7.08	
6/23/15	DDA - Balance Change	2,802,858.10	2,802,858.10	1	0.10	0.100	0.00	4.27	4.27	
6/24/15	DDA - Balance Change	3,569,129.84	3,569,129.84	1	0.10	0.100	0.00	7.68	7.68	
6/25/15	DDA - Balance Change	1,996,300.69	1,996,300.69	1	0.10	0.100	0.00	9.78	9.78	
6/26/15	DDA - Balance Change	1,170,497.92	1,170,497.92	1	0.10	0.100	0.00	5.47	5.47	
6/29/15	DDA - Balance Change	1,237,607.01	1,237,607.01	3	0.10	0.100	0.00	9.62	9.62	
6/30/15	DDA - Balance Change	1,471,296.19	1,471,296.19	1	0.10	0.100	0.00	3.39	3.39	
7/1/15	Closing Balance	1,471,296.19	1,471,296.19	1	0.10	0.100	0.00	4.03	4.03	
						0.100	0.00	243,334.87	243,334.87	
000000 - SIMMONS - Tran Type: DDA, Start: July 1, 2004, Maturity: Overnight										
7/1/14	Opening Balance	17,655,456.14	17,655,456.14	0	0.50	0.500	0.00	692,017.64	692,017.64	
7/3/14	DDA - Balance Change	33,991,880.03	33,991,880.03	2	0.50	0.500	0.00	483.71	483.71	
7/7/14	DDA - Balance Change	25,277,754.63	25,277,754.63	4	0.50	0.500	0.00	1,862.57	1,862.57	
7/8/14	DDA - Balance Change	25,298,246.25	25,298,246.25	1	0.50	0.500	0.00	346.27	346.27	

Return on Investment - Detail - AST

Between: July 1, 2014 and July 1, 2015

Printed: June 30, 2015 3:13 pm

Cash Flow Date	Transaction Description	Orig Curr Balance	Local Currency Equivalent ()						Interest	Total Cost
			Principal Movement	Days	Yield	Adj Yield	Premium/ (Discount)			
Arkansas State Treasury (Con't)										
Demand Accounts Invest (Con't)										
000000 - SIMMONS - Tran Type: DDA, Start: July 1, 2004, Maturity: Overnight										
7/9/14	DDA - Balance Change	25,291,175.65	25,291,175.65	1	0.50	0.500	0.00	346.55	346.55	
7/10/14	DDA - Balance Change	27,464,183.68	27,464,183.68	1	0.50	0.500	0.00	346.45	346.45	
7/11/14	DDA - Balance Change	25,348,854.56	25,348,854.56	1	0.50	0.500	0.00	376.22	376.22	
7/14/14	DDA - Balance Change	27,231,591.10	27,231,591.10	3	0.50	0.500	0.00	1,041.73	1,041.73	
7/15/14	DDA - Balance Change	25,036,494.10	25,036,494.10	1	0.50	0.500	0.00	373.04	373.04	
7/16/14	DDA - Balance Change	24,653,633.29	24,653,633.29	1	0.50	0.500	0.00	342.97	342.97	
7/17/14	DDA - Balance Change	24,829,587.17	24,829,587.17	1	0.50	0.500	0.00	337.72	337.72	
7/18/14	DDA - Balance Change	22,940,081.69	22,940,081.69	1	0.50	0.500	0.00	340.13	340.13	
7/21/14	DDA - Balance Change	25,183,823.52	25,183,823.52	3	0.50	0.500	0.00	942.74	942.74	
7/22/14	DDA - Balance Change	25,308,170.07	25,308,170.07	1	0.50	0.500	0.00	344.98	344.98	
7/23/14	DDA - Balance Change	24,278,665.17	24,278,665.17	1	0.50	0.500	0.00	346.69	346.69	
7/24/14	DDA - Balance Change	25,211,221.18	25,211,221.18	1	0.50	0.500	0.00	332.58	332.58	
7/25/14	DDA - Balance Change	25,293,747.66	25,293,747.66	1	0.50	0.500	0.00	345.36	345.36	
7/28/14	DDA - Balance Change	26,377,146.93	26,377,146.93	3	0.50	0.500	0.00	1,039.47	1,039.47	
7/29/14	DDA - Balance Change	56,383,794.09	56,383,794.09	1	0.50	0.500	0.00	361.33	361.33	
7/30/14	DDA - Balance Change	25,453,751.47	25,453,751.47	1	0.50	0.500	0.00	772.38	772.38	
7/31/14	DDA - Balance Change	24,993,979.05	24,993,979.05	1	0.50	0.500	0.00	348.68	348.68	
8/1/14	DDA - Balance Change	25,256,689.87	25,256,689.87	1	0.50	0.500	0.00	342.38	342.38	
8/4/14	DDA - Balance Change	24,913,422.84	24,913,422.84	3	0.50	0.500	0.00	1,037.95	1,037.95	
8/5/14	DDA - Balance Change	24,644,756.69	24,644,756.69	1	0.50	0.500	0.00	341.28	341.28	
8/6/14	DDA - Balance Change	25,330,641.00	25,330,641.00	1	0.50	0.500	0.00	337.60	337.60	
8/7/14	DDA - Balance Change	28,618,046.86	28,618,046.86	1	0.50	0.500	0.00	347.00	347.00	
8/8/14	DDA - Balance Change	24,424,674.43	24,424,674.43	1	0.50	0.500	0.00	392.03	392.03	
8/11/14	DDA - Balance Change	25,323,690.93	25,323,690.93	3	0.50	0.500	0.00	1,003.75	1,003.75	
8/12/14	DDA - Balance Change	24,756,183.77	24,756,183.77	1	0.50	0.500	0.00	346.90	346.90	
8/13/14	DDA - Balance Change	23,080,224.35	23,080,224.35	1	0.50	0.500	0.00	339.13	339.13	
8/14/14	DDA - Balance Change	24,572,334.63	24,572,334.63	1	0.50	0.500	0.00	316.17	316.17	
8/15/14	DDA - Balance Change	24,694,654.31	24,694,654.31	1	0.50	0.500	0.00	336.61	336.61	
8/18/14	DDA - Balance Change	34,579,149.92	34,579,149.92	3	0.50	0.500	0.00	1,014.85	1,014.85	
8/19/14	DDA - Balance Change	24,680,490.30	24,680,490.30	1	0.50	0.500	0.00	473.69	473.69	
8/20/14	DDA - Balance Change	25,925,504.62	25,925,504.62	1	0.50	0.500	0.00	338.09	338.09	
8/21/14	DDA - Balance Change	24,966,106.72	24,966,106.72	1	0.50	0.500	0.00	355.14	355.14	

Return on Investment - Detail - AST

Between: July 1, 2014 and July 1, 2015

Printed: June 30, 2015 3:13 pm

Cash Flow Date	Transaction Description	Orig Curr Balance	Local Currency Equivalent ()						Interest	Total Cost
			Principal Movement	Days	Yield	Adj Yield	Premium/ (Discount)			
Arkansas State Treasury (Con't)										
Demand Accounts Invest (Con't)										
000000 - SIMMONS - Tran Type: DDA, Start: July 1, 2004, Maturity: Overnight										
8/22/14	DDA - Balance Change	25,050,872.20	25,050,872.20	1	0.50	0.500	0.00	342.00	342.00	
8/25/14	DDA - Balance Change	24,760,878.59	24,760,878.59	3	0.50	0.500	0.00	1,029.49	1,029.49	
8/26/14	DDA - Balance Change	25,093,517.31	25,093,517.31	1	0.50	0.500	0.00	339.19	339.19	
8/27/14	DDA - Balance Change	25,250,664.90	25,250,664.90	1	0.50	0.500	0.00	343.75	343.75	
8/28/14	DDA - Balance Change	24,763,535.34	24,763,535.34	1	0.50	0.500	0.00	345.90	345.90	
8/29/14	DDA - Balance Change	24,604,002.86	24,604,002.86	1	0.50	0.500	0.00	339.23	339.23	
9/1/14	DDA - Balance Change	24,604,002.86	24,604,002.86	3	0.50	0.500	0.00	1,011.12	1,011.12	
9/2/14	DDA - Balance Change	26,916,641.37	26,916,641.37	1	0.50	0.500	0.00	337.04	337.04	
9/3/14	DDA - Balance Change	24,442,886.09	24,442,886.09	1	0.50	0.500	0.00	368.72	368.72	
9/4/14	DDA - Balance Change	25,295,769.08	25,295,769.08	1	0.50	0.500	0.00	334.83	334.83	
9/5/14	DDA - Balance Change	25,594,808.93	25,594,808.93	1	0.50	0.500	0.00	346.52	346.52	
9/8/14	DDA - Balance Change	24,939,017.40	24,939,017.40	3	0.50	0.500	0.00	1,051.84	1,051.84	
9/9/14	DDA - Balance Change	25,114,142.58	25,114,142.58	1	0.50	0.500	0.00	341.63	341.63	
9/10/14	DDA - Balance Change	25,577,521.38	25,577,521.38	1	0.50	0.500	0.00	344.03	344.03	
9/11/14	DDA - Balance Change	24,110,972.87	24,110,972.87	1	0.50	0.500	0.00	350.38	350.38	
9/12/14	DDA - Balance Change	25,545,216.92	25,545,216.92	1	0.50	0.500	0.00	330.29	330.29	
9/15/14	DDA - Balance Change	25,177,464.69	25,177,464.69	3	0.50	0.500	0.00	1,049.80	1,049.80	
9/16/14	DDA - Balance Change	25,736,928.39	25,736,928.39	1	0.50	0.500	0.00	344.90	344.90	
9/17/14	DDA - Balance Change	23,708,585.95	23,708,585.95	1	0.50	0.500	0.00	352.56	352.56	
9/18/14	DDA - Balance Change	26,330,955.30	26,330,955.30	1	0.50	0.500	0.00	324.78	324.78	
9/19/14	DDA - Balance Change	23,714,748.15	23,714,748.15	1	0.50	0.500	0.00	360.70	360.70	
9/22/14	DDA - Balance Change	25,443,022.89	25,443,022.89	3	0.50	0.500	0.00	974.58	974.58	
9/23/14	DDA - Balance Change	25,668,177.07	25,668,177.07	1	0.50	0.500	0.00	348.53	348.53	
9/24/14	DDA - Balance Change	25,255,284.35	25,255,284.35	1	0.50	0.500	0.00	351.62	351.62	
9/25/14	DDA - Balance Change	25,143,683.53	25,143,683.53	1	0.50	0.500	0.00	345.96	345.96	
9/26/14	DDA - Balance Change	24,294,429.94	24,294,429.94	1	0.50	0.500	0.00	344.43	344.43	
9/29/14	DDA - Balance Change	24,519,196.58	24,519,196.58	3	0.50	0.500	0.00	998.40	998.40	
9/30/14	DDA - Balance Change	24,698,771.01	24,698,771.01	1	0.50	0.500	0.00	335.88	335.88	
10/1/14	DDA - Balance Change	26,520,552.03	26,520,552.03	1	0.50	0.500	0.00	338.34	338.34	
10/2/14	DDA - Balance Change	25,131,681.30	25,131,681.30	1	0.50	0.500	0.00	363.30	363.30	
10/3/14	DDA - Balance Change	24,687,102.79	24,687,102.79	1	0.50	0.500	0.00	344.27	344.27	
10/6/14	DDA - Balance Change	24,409,247.12	24,409,247.12	3	0.50	0.500	0.00	1,014.54	1,014.54	

Return on Investment - Detail - AST

Between: July 1, 2014 and July 1, 2015

Printed: June 30, 2015 3:13 pm

Cash Flow Date	Transaction Description	Orig Curr Balance	Local Currency Equivalent ()						Interest	Total Cost
			Principal Movement	Days	Yield	Adj Yield	Premium/ (Discount)			
Arkansas State Treasury (Con't)										
Demand Accounts Invest (Con't)										
000000 - SIMMONS - Tran Type: DDA, Start: July 1, 2004, Maturity: Overnight										
10/7/14	DDA - Balance Change	25,186,903.59	25,186,903.59	1	0.50	0.500	0.00	334.37	334.37	
10/8/14	DDA - Balance Change	25,297,351.53	25,297,351.53	1	0.50	0.500	0.00	345.03	345.03	
10/9/14	DDA - Balance Change	24,809,472.13	24,809,472.13	1	0.50	0.500	0.00	346.54	346.54	
10/10/14	DDA - Balance Change	25,551,692.38	25,551,692.38	1	0.50	0.500	0.00	339.86	339.86	
10/13/14	DDA - Balance Change	22,115,081.51	22,115,081.51	3	0.50	0.500	0.00	1,050.07	1,050.07	
10/14/14	DDA - Balance Change	25,753,698.87	25,753,698.87	1	0.50	0.500	0.00	302.95	302.95	
10/15/14	DDA - Balance Change	24,914,027.16	24,914,027.16	1	0.50	0.500	0.00	352.79	352.79	
10/16/14	DDA - Balance Change	24,168,729.68	24,168,729.68	1	0.50	0.500	0.00	341.29	341.29	
10/17/14	DDA - Balance Change	25,128,557.38	25,128,557.38	1	0.50	0.500	0.00	331.08	331.08	
10/20/14	DDA - Balance Change	24,751,174.29	24,751,174.29	3	0.50	0.500	0.00	1,032.68	1,032.68	
10/21/14	DDA - Balance Change	24,867,732.24	24,867,732.24	1	0.50	0.500	0.00	339.06	339.06	
10/22/14	DDA - Balance Change	26,432,896.95	26,432,896.95	1	0.50	0.500	0.00	340.65	340.65	
10/23/14	DDA - Balance Change	24,573,540.19	24,573,540.19	1	0.50	0.500	0.00	362.09	362.09	
10/24/14	DDA - Balance Change	32,512,327.68	32,512,327.68	1	0.50	0.500	0.00	336.62	336.62	
10/27/14	DDA - Balance Change	29,821,674.90	29,821,674.90	3	0.50	0.500	0.00	1,336.12	1,336.12	
10/28/14	DDA - Balance Change	24,757,840.48	24,757,840.48	1	0.50	0.500	0.00	408.52	408.52	
10/29/14	DDA - Balance Change	25,327,450.89	25,327,450.89	1	0.50	0.500	0.00	339.15	339.15	
10/30/14	DDA - Balance Change	27,271,493.17	27,271,493.17	1	0.50	0.500	0.00	346.95	346.95	
10/31/14	DDA - Balance Change	25,406,121.16	25,406,121.16	1	0.50	0.500	0.00	373.58	373.58	
11/1/14	DDA - Balance Change	25,406,121.16	25,406,121.16	1	0.50	0.500	0.00	348.03	348.03	
11/3/14	DDA - Balance Change	28,449,570.88	28,449,570.88	2	0.50	0.500	0.00	696.06	696.06	
11/4/14	DDA - Balance Change	24,500,333.18	24,500,333.18	1	0.50	0.500	0.00	389.72	389.72	
11/5/14	DDA - Balance Change	24,386,884.02	24,386,884.02	1	0.50	0.500	0.00	335.62	335.62	
11/6/14	DDA - Balance Change	25,024,754.92	25,024,754.92	1	0.50	0.500	0.00	334.07	334.07	
11/7/14	DDA - Balance Change	24,858,896.54	24,858,896.54	1	0.50	0.500	0.00	342.80	342.80	
11/10/14	DDA - Balance Change	25,405,341.05	25,405,341.05	3	0.50	0.500	0.00	1,021.60	1,021.60	
11/12/14	DDA - Balance Change	24,691,884.21	24,691,884.21	2	0.50	0.500	0.00	696.04	696.04	
11/14/14	DDA - Balance Change	24,991,332.62	24,991,332.62	2	0.50	0.500	0.00	676.49	676.49	
11/17/14	DDA - Balance Change	24,688,033.19	24,688,033.19	3	0.50	0.500	0.00	1,027.04	1,027.04	
11/18/14	DDA - Balance Change	24,856,146.38	24,856,146.38	1	0.50	0.500	0.00	338.19	338.19	
11/19/14	DDA - Balance Change	24,885,700.11	24,885,700.11	1	0.50	0.500	0.00	340.50	340.50	
11/20/14	DDA - Balance Change	25,981,508.39	25,981,508.39	1	0.50	0.500	0.00	340.90	340.90	

Return on Investment - Detail - AST

Between: July 1, 2014 and July 1, 2015

Printed: June 30, 2015 3:13 pm

Cash Flow Date	Transaction Description	Orig Curr Balance	Local Currency Equivalent ()						Interest	Total Cost
			Principal Movement	Days	Yield	Adj Yield	Premium/ (Discount)			
Arkansas State Treasury (Con't)										
Demand Accounts Invest (Con't)										
000000 - SIMMONS - Tran Type: DDA, Start: July 1, 2004, Maturity: Overnight										
11/21/14	DDA - Balance Change	34,423,753.31	34,423,753.31	1	0.50	0.500	0.00	355.91	355.91	
11/24/14	DDA - Balance Change	25,556,509.62	25,556,509.62	3	0.50	0.500	0.00	1,414.67	1,414.67	
11/25/14	DDA - Balance Change	19,677,314.24	19,677,314.24	1	0.50	0.500	0.00	350.09	350.09	
11/26/14	DDA - Balance Change	26,071,764.09	26,071,764.09	1	0.50	0.500	0.00	269.55	269.55	
12/1/14	DDA - Balance Change	25,552,989.21	25,552,989.21	5	0.50	0.500	0.00	1,785.74	1,785.74	
12/2/14	DDA - Balance Change	24,743,018.78	24,743,018.78	1	0.50	0.500	0.00	350.04	350.04	
12/3/14	DDA - Balance Change	25,196,171.89	25,196,171.89	1	0.50	0.500	0.00	338.95	338.95	
12/4/14	DDA - Balance Change	24,920,283.34	24,920,283.34	1	0.50	0.500	0.00	345.15	345.15	
12/5/14	DDA - Balance Change	24,986,200.69	24,986,200.69	1	0.50	0.500	0.00	341.37	341.37	
12/8/14	DDA - Balance Change	24,495,748.85	24,495,748.85	3	0.50	0.500	0.00	1,026.83	1,026.83	
12/9/14	DDA - Balance Change	24,986,243.23	24,986,243.23	1	0.50	0.500	0.00	335.56	335.56	
12/10/14	DDA - Balance Change	25,572,944.19	25,572,944.19	1	0.50	0.500	0.00	342.28	342.28	
12/11/14	DDA - Balance Change	25,511,693.87	25,511,693.87	1	0.50	0.500	0.00	350.31	350.31	
12/12/14	DDA - Balance Change	25,125,604.69	25,125,604.69	1	0.50	0.500	0.00	349.48	349.48	
12/15/14	DDA - Balance Change	24,957,899.69	24,957,899.69	3	0.50	0.500	0.00	1,032.56	1,032.56	
12/16/14	DDA - Balance Change	24,937,363.83	24,937,363.83	1	0.50	0.500	0.00	341.89	341.89	
12/17/14	DDA - Balance Change	24,539,920.02	24,539,920.02	1	0.50	0.500	0.00	341.61	341.61	
12/18/14	DDA - Balance Change	25,212,296.27	25,212,296.27	1	0.50	0.500	0.00	336.16	336.16	
12/19/14	DDA - Balance Change	25,918,906.59	25,918,906.59	1	0.50	0.500	0.00	345.37	345.37	
12/22/14	DDA - Balance Change	25,581,003.82	25,581,003.82	3	0.50	0.500	0.00	1,065.16	1,065.16	
12/23/14	DDA - Balance Change	25,636,777.87	25,636,777.87	1	0.50	0.500	0.00	350.42	350.42	
12/29/14	DDA - Balance Change	25,095,811.45	25,095,811.45	6	0.50	0.500	0.00	2,107.13	2,107.13	
12/30/14	DDA - Balance Change	25,254,548.40	25,254,548.40	1	0.50	0.500	0.00	343.78	343.78	
12/31/14	DDA - Balance Change	25,139,066.12	25,139,066.12	1	0.50	0.500	0.00	345.95	345.95	
1/2/15	DDA - Balance Change	25,280,715.40	25,280,715.40	2	0.50	0.500	0.00	688.74	688.74	
1/5/15	DDA - Balance Change	25,298,140.08	25,298,140.08	3	0.50	0.500	0.00	1,038.93	1,038.93	
1/6/15	DDA - Balance Change	25,534,329.18	25,534,329.18	1	0.50	0.500	0.00	346.55	346.55	
1/7/15	DDA - Balance Change	24,746,045.93	24,746,045.93	1	0.50	0.500	0.00	349.79	349.79	
1/8/15	DDA - Balance Change	25,491,050.20	25,491,050.20	1	0.50	0.500	0.00	338.99	338.99	
1/9/15	DDA - Balance Change	25,642,854.87	25,642,854.87	1	0.50	0.500	0.00	349.19	349.19	
1/12/15	DDA - Balance Change	25,015,513.74	25,015,513.74	3	0.50	0.500	0.00	1,053.82	1,053.82	
1/13/15	DDA - Balance Change	24,639,550.71	24,639,550.71	1	0.50	0.500	0.00	342.68	342.68	

Return on Investment - Detail - AST

Between: July 1, 2014 and July 1, 2015

Printed: June 30, 2015 3:13 pm

Cash Flow Date	Transaction Description	Orig Curr Balance	Local Currency Equivalent ()						Interest	Total Cost
			Principal Movement	Days	Yield	Adj Yield	Premium/ (Discount)			
Arkansas State Treasury (Con't)										
Demand Accounts Invest (Con't)										
000000 - SIMMONS - Tran Type: DDA, Start: July 1, 2004, Maturity: Overnight										
1/14/15	DDA - Balance Change	30,999,072.15	30,999,072.15	1	0.50	0.500	0.00	337.53	337.53	
1/15/15	DDA - Balance Change	25,571,653.98	25,571,653.98	1	0.50	0.500	0.00	424.64	424.64	
1/16/15	DDA - Balance Change	25,120,272.16	25,120,272.16	1	0.50	0.500	0.00	350.30	350.30	
1/20/15	DDA - Balance Change	24,786,301.99	24,786,301.99	4	0.50	0.500	0.00	1,376.45	1,376.45	
1/21/15	DDA - Balance Change	26,727,555.41	26,727,555.41	1	0.50	0.500	0.00	339.54	339.54	
1/22/15	DDA - Balance Change	25,264,900.86	25,264,900.86	1	0.50	0.500	0.00	366.13	366.13	
1/23/15	DDA - Balance Change	3,363,679.39	3,363,679.39	1	0.50	0.500	0.00	346.09	346.09	
1/26/15	DDA - Balance Change	26,313,489.25	26,313,489.25	3	0.50	0.500	0.00	138.23	138.23	
1/27/15	DDA - Balance Change	8,307,713.29	8,307,713.29	1	0.50	0.500	0.00	360.46	360.46	
1/28/15	DDA - Balance Change	-2,177,735.41	(2,177,735.41)	1	0.50	0.500	0.00	113.80	113.80	
1/29/15	DDA - Balance Change	-2,360,835.96	(2,360,835.96)	1	0.50	0.500	0.00	(29.83)	(29.83)	
1/30/15	DDA - Balance Change	28,609,706.76	28,609,706.76	1	0.50	0.500	0.00	(32.34)	(32.34)	
2/2/15	DDA - Balance Change	25,065,003.76	25,065,003.76	3	0.50	0.500	0.00	1,175.74	1,175.74	
2/3/15	DDA - Balance Change	25,608,510.22	25,608,510.22	1	0.50	0.500	0.00	343.36	343.36	
2/4/15	DDA - Balance Change	25,269,927.12	25,269,927.12	1	0.50	0.500	0.00	350.80	350.80	
2/5/15	DDA - Balance Change	26,785,727.23	26,785,727.23	1	0.50	0.500	0.00	346.16	346.16	
2/6/15	DDA - Balance Change	24,915,289.64	24,915,289.64	1	0.50	0.500	0.00	366.93	366.93	
2/9/15	DDA - Balance Change	16,263,020.58	16,263,020.58	3	0.50	0.500	0.00	1,023.92	1,023.92	
2/10/15	DDA - Balance Change	25,347,557.48	25,347,557.48	1	0.50	0.500	0.00	222.78	222.78	
2/11/15	DDA - Balance Change	24,628,756.22	24,628,756.22	1	0.50	0.500	0.00	347.23	347.23	
2/12/15	DDA - Balance Change	25,366,153.53	25,366,153.53	1	0.50	0.500	0.00	337.38	337.38	
2/13/15	DDA - Balance Change	26,115,747.79	26,115,747.79	1	0.50	0.500	0.00	347.48	347.48	
2/17/15	DDA - Balance Change	25,517,259.87	25,517,259.87	4	0.50	0.500	0.00	1,431.00	1,431.00	
2/18/15	DDA - Balance Change	26,042,929.90	26,042,929.90	1	0.50	0.500	0.00	349.55	349.55	
2/19/15	DDA - Balance Change	24,669,184.70	24,669,184.70	1	0.50	0.500	0.00	356.75	356.75	
2/20/15	DDA - Balance Change	25,499,171.60	25,499,171.60	1	0.50	0.500	0.00	337.93	337.93	
2/23/15	DDA - Balance Change	25,293,928.28	25,293,928.28	3	0.50	0.500	0.00	1,047.91	1,047.91	
2/24/15	DDA - Balance Change	25,690,995.35	25,690,995.35	1	0.50	0.500	0.00	346.49	346.49	
2/25/15	DDA - Balance Change	25,766,879.39	25,766,879.39	1	0.50	0.500	0.00	351.93	351.93	
2/26/15	DDA - Balance Change	25,827,798.85	25,827,798.85	1	0.50	0.500	0.00	352.97	352.97	
2/27/15	DDA - Balance Change	25,558,484.40	25,558,484.40	1	0.50	0.500	0.00	353.81	353.81	
3/2/15	DDA - Balance Change	32,696,789.65	32,696,789.65	3	0.50	0.500	0.00	1,050.35	1,050.35	

Return on Investment - Detail - AST

Between: July 1, 2014 and July 1, 2015

Printed: June 30, 2015 3:13 pm

Cash Flow Date	Transaction Description	Orig Curr Balance	Local Currency Equivalent ()						Interest	Total Cost
			Principal Movement	Days	Yield	Adj Yield	Premium/ (Discount)			
Arkansas State Treasury (Con't)										
Demand Accounts Invest (Con't)										
000000 - SIMMONS - Tran Type: DDA, Start: July 1, 2004, Maturity: Overnight										
3/3/15	DDA - Balance Change	27,794,764.09	27,794,764.09	1	0.50	0.500	0.00	447.90	447.90	
3/4/15	DDA - Balance Change	30,851,177.11	30,851,177.11	1	0.50	0.500	0.00	380.75	380.75	
3/6/15	DDA - Balance Change	39,668,797.13	39,668,797.13	2	0.50	0.500	0.00	845.24	845.24	
3/9/15	DDA - Balance Change	25,555,491.88	25,555,491.88	3	0.50	0.500	0.00	1,630.22	1,630.22	
3/10/15	DDA - Balance Change	25,304,514.28	25,304,514.28	1	0.50	0.500	0.00	350.08	350.08	
3/11/15	DDA - Balance Change	35,663,013.73	35,663,013.73	1	0.50	0.500	0.00	346.64	346.64	
3/12/15	DDA - Balance Change	40,252,805.65	40,252,805.65	1	0.50	0.500	0.00	488.53	488.53	
3/13/15	DDA - Balance Change	30,309,925.31	30,309,925.31	1	0.50	0.500	0.00	551.41	551.41	
3/16/15	DDA - Balance Change	25,678,065.83	25,678,065.83	3	0.50	0.500	0.00	1,245.61	1,245.61	
3/17/15	DDA - Balance Change	25,724,535.36	25,724,535.36	1	0.50	0.500	0.00	351.75	351.75	
3/18/15	DDA - Balance Change	25,020,924.75	25,020,924.75	1	0.50	0.500	0.00	352.39	352.39	
3/19/15	DDA - Balance Change	25,269,090.42	25,269,090.42	1	0.50	0.500	0.00	342.75	342.75	
3/20/15	DDA - Balance Change	28,853,088.85	28,853,088.85	1	0.50	0.500	0.00	346.15	346.15	
3/23/15	DDA - Balance Change	26,070,452.53	26,070,452.53	3	0.50	0.500	0.00	1,185.74	1,185.74	
3/24/15	DDA - Balance Change	35,939,103.11	35,939,103.11	1	0.50	0.500	0.00	357.13	357.13	
3/25/15	DDA - Balance Change	27,826,299.26	27,826,299.26	1	0.50	0.500	0.00	492.32	492.32	
3/26/15	DDA - Balance Change	26,086,711.63	26,086,711.63	1	0.50	0.500	0.00	381.18	381.18	
3/27/15	DDA - Balance Change	25,358,937.24	25,358,937.24	1	0.50	0.500	0.00	357.35	357.35	
3/30/15	DDA - Balance Change	24,844,636.21	24,844,636.21	3	0.50	0.500	0.00	1,042.15	1,042.15	
3/31/15	DDA - Balance Change	24,960,837.71	24,960,837.71	1	0.50	0.500	0.00	340.34	340.34	
4/1/15	DDA - Balance Change	26,732,647.49	26,732,647.49	1	0.50	0.500	0.00	341.93	341.93	
4/2/15	DDA - Balance Change	25,568,550.29	25,568,550.29	1	0.50	0.500	0.00	366.20	366.20	
4/3/15	DDA - Balance Change	24,943,658.53	24,943,658.53	1	0.50	0.500	0.00	350.25	350.25	
4/6/15	DDA - Balance Change	18,253,201.50	18,253,201.50	3	0.50	0.500	0.00	1,025.08	1,025.08	
4/7/15	DDA - Balance Change	19,451,347.80	19,451,347.80	1	0.50	0.500	0.00	250.04	250.04	
4/8/15	DDA - Balance Change	8,575,849.64	8,575,849.64	1	0.50	0.500	0.00	266.46	266.46	
4/9/15	DDA - Balance Change	24,993,100.19	24,993,100.19	1	0.50	0.500	0.00	117.48	117.48	
4/10/15	DDA - Balance Change	25,427,100.98	25,427,100.98	1	0.50	0.500	0.00	342.37	342.37	
4/13/15	DDA - Balance Change	17,254,719.79	17,254,719.79	3	0.50	0.500	0.00	1,044.95	1,044.95	
4/14/15	DDA - Balance Change	33,553,766.97	33,553,766.97	1	0.50	0.500	0.00	236.37	236.37	
4/15/15	DDA - Balance Change	35,972,630.79	35,972,630.79	1	0.50	0.500	0.00	459.64	459.64	
4/16/15	DDA - Balance Change	24,526,129.32	24,526,129.32	1	0.50	0.500	0.00	492.78	492.78	

Return on Investment - Detail - AST

Between: July 1, 2014 and July 1, 2015

Printed: June 30, 2015 3:13 pm

Cash Flow Date	Transaction Description	Orig Curr Balance	Local Currency Equivalent ()						Interest	Total Cost
			Principal Movement	Days	Yield	Adj Yield	Premium/ (Discount)			
Arkansas State Treasury (Con't)										
Demand Accounts Invest (Con't)										
000000 - SIMMONS - Tran Type: DDA, Start: July 1, 2004, Maturity: Overnight										
4/17/15	DDA - Balance Change	43,916,376.07	43,916,376.07	1	0.50	0.500	0.00	335.97	335.97	
4/20/15	DDA - Balance Change	35,228,711.85	35,228,711.85	3	0.50	0.500	0.00	1,804.78	1,804.78	
4/21/15	DDA - Balance Change	35,288,118.69	35,288,118.69	1	0.50	0.500	0.00	482.59	482.59	
4/22/15	DDA - Balance Change	35,366,106.47	35,366,106.47	1	0.50	0.500	0.00	483.40	483.40	
4/23/15	DDA - Balance Change	35,768,085.61	35,768,085.61	1	0.50	0.500	0.00	484.47	484.47	
4/24/15	DDA - Balance Change	35,484,094.28	35,484,094.28	1	0.50	0.500	0.00	489.97	489.97	
4/27/15	DDA - Balance Change	35,639,865.02	35,639,865.02	3	0.50	0.500	0.00	1,458.25	1,458.25	
4/28/15	DDA - Balance Change	39,493,374.35	39,493,374.35	1	0.50	0.500	0.00	488.22	488.22	
4/29/15	DDA - Balance Change	35,867,737.32	35,867,737.32	1	0.50	0.500	0.00	541.01	541.01	
4/30/15	DDA - Balance Change	27,660,921.78	27,660,921.78	1	0.50	0.500	0.00	491.34	491.34	
5/1/15	DDA - Balance Change	32,760,884.97	32,760,884.97	1	0.50	0.500	0.00	378.92	378.92	
5/4/15	DDA - Balance Change	35,401,559.47	35,401,559.47	3	0.50	0.500	0.00	1,346.34	1,346.34	
5/5/15	DDA - Balance Change	35,084,828.48	35,084,828.48	1	0.50	0.500	0.00	484.95	484.95	
5/6/15	DDA - Balance Change	35,662,201.16	35,662,201.16	1	0.50	0.500	0.00	480.61	480.61	
5/7/15	DDA - Balance Change	35,262,705.24	35,262,705.24	1	0.50	0.500	0.00	488.52	488.52	
5/8/15	DDA - Balance Change	35,843,462.67	35,843,462.67	1	0.50	0.500	0.00	483.05	483.05	
5/11/15	DDA - Balance Change	35,062,285.62	35,062,285.62	3	0.50	0.500	0.00	1,473.02	1,473.02	
5/12/15	DDA - Balance Change	35,069,803.54	35,069,803.54	1	0.50	0.500	0.00	480.31	480.31	
5/13/15	DDA - Balance Change	34,629,846.97	34,629,846.97	1	0.50	0.500	0.00	480.41	480.41	
5/14/15	DDA - Balance Change	35,427,098.32	35,427,098.32	1	0.50	0.500	0.00	474.38	474.38	
5/15/15	DDA - Balance Change	35,804,763.38	35,804,763.38	1	0.50	0.500	0.00	485.30	485.30	
5/18/15	DDA - Balance Change	34,600,006.76	34,600,006.76	3	0.50	0.500	0.00	1,471.43	1,471.43	
5/19/15	DDA - Balance Change	35,234,956.92	35,234,956.92	1	0.50	0.500	0.00	473.97	473.97	
5/20/15	DDA - Balance Change	35,384,648.33	35,384,648.33	1	0.50	0.500	0.00	482.67	482.67	
5/21/15	DDA - Balance Change	37,781,257.36	37,781,257.36	1	0.50	0.500	0.00	484.72	484.72	
5/22/15	DDA - Balance Change	37,678,303.77	37,678,303.77	1	0.50	0.500	0.00	517.55	517.55	
5/26/15	DDA - Balance Change	34,768,038.98	34,768,038.98	4	0.50	0.500	0.00	2,064.56	2,064.56	
5/27/15	DDA - Balance Change	35,479,010.46	35,479,010.46	1	0.50	0.500	0.00	476.27	476.27	
5/28/15	DDA - Balance Change	34,759,164.34	34,759,164.34	1	0.50	0.500	0.00	486.01	486.01	
5/29/15	DDA - Balance Change	19,490,476.37	19,490,476.37	1	0.50	0.500	0.00	476.15	476.15	
6/1/15	DDA - Balance Change	22,888,418.75	22,888,418.75	3	0.50	0.500	0.00	800.98	800.98	
6/2/15	DDA - Balance Change	45,259,855.53	45,259,855.53	1	0.50	0.500	0.00	313.54	313.54	

Return on Investment - Detail - AST

Between: July 1, 2014 and July 1, 2015

Printed: June 30, 2015 3:13 pm

Cash Flow Date	Transaction Description	Orig Curr Balance	Local Currency Equivalent ()							
			Principal Movement	Days	Yield	Adj Yield	Premium/ (Discount)	Interest	Total Cost	
Arkansas State Treasury (Con't)										
Demand Accounts Invest (Con't)										
000000 - SIMMONS - Tran Type: DDA, Start: July 1, 2004, Maturity: Overnight										
6/3/15	DDA - Balance Change	35,108,616.11	35,108,616.11	1	0.50	0.500	0.00	620.00	620.00	
6/4/15	DDA - Balance Change	34,942,537.82	34,942,537.82	1	0.50	0.500	0.00	480.94	480.94	
6/5/15	DDA - Balance Change	34,859,201.17	34,859,201.17	1	0.50	0.500	0.00	478.66	478.66	
6/8/15	DDA - Balance Change	35,127,108.71	35,127,108.71	3	0.50	0.500	0.00	1,432.57	1,432.57	
6/9/15	DDA - Balance Change	35,497,087.58	35,497,087.58	1	0.50	0.500	0.00	481.19	481.19	
6/10/15	DDA - Balance Change	34,840,128.04	34,840,128.04	1	0.50	0.500	0.00	486.26	486.26	
6/11/15	DDA - Balance Change	15,534,296.95	15,534,296.95	1	0.50	0.500	0.00	477.26	477.26	
6/12/15	DDA - Balance Change	24,494,604.36	24,494,604.36	1	0.50	0.500	0.00	212.80	212.80	
6/15/15	DDA - Balance Change	33,433,532.88	33,433,532.88	3	0.50	0.500	0.00	1,006.63	1,006.63	
6/16/15	DDA - Balance Change	35,678,415.83	35,678,415.83	1	0.50	0.500	0.00	457.99	457.99	
6/17/15	DDA - Balance Change	35,227,806.02	35,227,806.02	1	0.50	0.500	0.00	488.75	488.75	
6/18/15	DDA - Balance Change	35,365,736.61	35,365,736.61	1	0.50	0.500	0.00	482.57	482.57	
6/19/15	DDA - Balance Change	35,788,294.49	35,788,294.49	1	0.50	0.500	0.00	484.46	484.46	
6/22/15	DDA - Balance Change	35,035,357.53	35,035,357.53	3	0.50	0.500	0.00	1,470.75	1,470.75	
6/23/15	DDA - Balance Change	35,028,543.86	35,028,543.86	1	0.50	0.500	0.00	479.94	479.94	
6/24/15	DDA - Balance Change	35,635,683.84	35,635,683.84	1	0.50	0.500	0.00	479.84	479.84	
6/25/15	DDA - Balance Change	38,382,229.26	38,382,229.26	1	0.50	0.500	0.00	488.16	488.16	
6/26/15	DDA - Balance Change	35,779,990.69	35,779,990.69	1	0.50	0.500	0.00	525.78	525.78	
6/29/15	DDA - Balance Change	35,309,713.65	35,309,713.65	3	0.50	0.500	0.00	1,470.41	1,470.41	
6/30/15	DDA - Balance Change	71,427,077.42	71,427,077.42	1	0.50	0.500	0.00	483.69	483.69	
7/1/15	Closing Balance	71,427,077.42	71,427,077.42	1	0.50	0.500	0.00	978.45	978.45	
							0.500	0.00	829,232.85	829,232.85
000000 - SUMMIT - Tran Type: DDA, Start: July 1, 2004, Maturity: Overnight										
7/1/14	Opening Balance	0.00	0.00	0	0.25	0.250	0.00	110,304.62	110,304.62	
7/1/15	Closing Balance	0.00	0.00	365	0.25	0.250	0.00	0.00	0.00	
							0.00	110,304.62	110,304.62	
000000 - TWIN CITY - Tran Type: DDA, Start: July 1, 2004, Maturity: Overnight										
7/1/14	Opening Balance	0.00	0.00	0	0.50	0.500	0.00	0.00	0.00	
7/1/15	Closing Balance	0.00	0.00	365	0.50	0.500	0.00	0.00	0.00	
							0.00	0.00	0.00	
000000 - US BANK - Tran Type: DDA, Start: July 1, 2004, Maturity: Overnight										

Return on Investment - Detail - AST

Between: July 1, 2014 and July 1, 2015

Printed: June 30, 2015 3:13 pm

Cash Flow Date	Transaction Description	Orig Curr Balance	Local Currency Equivalent ()						Interest	Total Cost
			Principal Movement	Days	Yield	Adj Yield	Premium/ (Discount)			
Arkansas State Treasury (Con't)										
Demand Accounts Invest (Con't)										
000000 - US BANK - Tran Type: DDA, Start: July 1, 2004, Maturity: Overnight										
7/1/14	Opening Balance	84,357.03	84,357.03	0	0.04	0.035	0.00	0.08	0.08	
7/8/14	DDA - Balance Change	284,357.03	284,357.03	7	0.04	0.035	0.00	0.57	0.57	
7/16/14	DDA - Balance Change	157,857.03	157,857.03	8	0.04	0.035	0.00	2.18	2.18	
7/21/14	DDA - Balance Change	157,861.01	157,861.01	5	0.04	0.035	0.00	0.76	0.76	
8/1/14	DDA - Balance Change	157,861.01	157,861.01	11	0.04	0.035	0.00	1.67	1.67	
8/14/14	DDA - Balance Change	126,736.01	126,736.01	13	0.04	0.035	0.00	1.97	1.97	
8/21/14	DDA - Balance Change	126,741.05	126,741.05	7	0.04	0.035	0.00	0.85	0.85	
9/1/14	DDA - Balance Change	126,741.05	126,741.05	11	0.04	0.035	0.00	1.34	1.34	
9/15/14	DDA - Balance Change	120,741.05	120,741.05	14	0.04	0.035	0.00	1.70	1.70	
9/26/14	DDA - Balance Change	120,745.17	120,745.17	11	0.04	0.035	0.00	1.27	1.27	
10/1/14	DDA - Balance Change	120,745.17	120,745.17	5	0.04	0.035	0.00	0.58	0.58	
10/10/14	DDA - Balance Change	220,745.17	220,745.17	9	0.04	0.035	0.00	1.04	1.04	
10/15/14	DDA - Balance Change	89,245.17	89,245.17	5	0.04	0.035	0.00	1.06	1.06	
10/16/14	DDA - Balance Change	234,245.17	234,245.17	1	0.04	0.035	0.00	0.09	0.09	
10/29/14	DDA - Balance Change	234,248.70	234,248.70	13	0.04	0.035	0.00	2.92	2.92	
11/1/14	DDA - Balance Change	234,248.70	234,248.70	3	0.04	0.035	0.00	0.67	0.67	
11/14/14	DDA - Balance Change	231,473.70	231,473.70	13	0.04	0.035	0.00	2.92	2.92	
11/26/14	DDA - Balance Change	231,479.35	231,479.35	12	0.04	0.035	0.00	2.66	2.66	
12/10/14	DDA - Balance Change	105,979.35	105,979.35	14	0.04	0.035	0.00	3.11	3.11	
12/17/14	DDA - Balance Change	230,979.35	230,979.35	7	0.04	0.035	0.00	0.71	0.71	
12/22/14	DDA - Balance Change	230,986.03	230,986.03	5	0.04	0.035	0.00	1.11	1.11	
1/9/15	DDA - Balance Change	209,986.03	209,986.03	18	0.04	0.035	0.00	3.99	3.99	
1/28/15	DDA - Balance Change	209,997.85	209,997.85	19	0.04	0.035	0.00	3.83	3.83	
1/30/15	DDA - Balance Change	209,991.94	209,991.94	2	0.04	0.035	0.00	0.40	0.40	
2/5/15	DDA - Balance Change	97,491.94	97,491.94	6	0.04	0.035	0.00	1.21	1.21	
2/11/15	DDA - Balance Change	197,491.94	197,491.94	6	0.04	0.035	0.00	0.56	0.56	
2/24/15	DDA - Balance Change	197,498.32	197,498.32	13	0.04	0.035	0.00	2.46	2.46	
3/3/15	DDA - Balance Change	84,873.32	84,873.32	7	0.04	0.035	0.00	1.33	1.33	
3/4/15	DDA - Balance Change	184,873.32	184,873.32	1	0.04	0.035	0.00	0.08	0.08	
3/23/15	DDA - Balance Change	161,623.32	161,623.32	19	0.04	0.035	0.00	3.37	3.37	
3/25/15	DDA - Balance Change	161,627.98	161,627.98	2	0.04	0.035	0.00	0.31	0.31	
4/15/15	DDA - Balance Change	361,627.98	361,627.98	21	0.04	0.035	0.00	3.25	3.25	

Return on Investment - Detail - AST

Between: July 1, 2014 and July 1, 2015

Printed: June 30, 2015 3:13 pm

Cash Flow Date	Transaction Description	Orig Curr Balance	Local Currency Equivalent ()						
			Principal Movement	Days	Yield	Adj Yield	Premium/ (Discount)	Interest	Total Cost
Arkansas State Treasury (Con't)									
Demand Accounts Invest (Con't)									
000000 - US BANK - Tran Type: DDA, Start: July 1, 2004, Maturity: Overnight									
4/17/15	DDA - Balance Change	119,758.02	119,758.02	2	0.04	0.035	0.00	0.69	0.69
5/18/15	DDA - Balance Change	99,233.02	99,233.02	31	0.04	0.035	0.00	3.56	3.56
5/28/15	DDA - Balance Change	99,237.25	99,237.25	10	0.04	0.035	0.00	0.95	0.95
6/23/15	DDA - Balance Change	199,240.18	199,240.18	26	0.04	0.035	0.00	2.47	2.47
6/25/15	DDA - Balance Change	94,840.18	94,840.18	2	0.04	0.035	0.00	0.38	0.38
7/1/15	Closing Balance	94,840.18	94,840.18	6	0.04	0.035	0.00	0.55	0.55
						0.035	0.00	58.65	58.65
Demand Accounts						0.325	0.00	3,271,615.80	3,271,615.80
Federal Agri Mortgage Assoc Invest									
521381 - STIFEL NICOLAUS - Tran Type: FAMCA, Start: July 25, 2014, Maturity: January 25, 2016									
7/1/14	Opening Balance	0.00	0.00	0	0.00	0.000	0.00	0.00	0.00
7/25/14	Invest - Bond Purchase	-25,000,000.00	(25,000,000.00)	341	0.38	0.385	0.00	0.00	0.00
1/25/15	Invest - Bond Coupon Receipt	-25,000,000.00	0.00	0	0.38	0.385	0.00	47,500.00	47,500.00
7/1/15	Closing Balance	-25,000,000.00	(25,000,000.00)	0	0.38	0.385	0.00	41,166.67	41,166.67
						0.385	0.00	88,666.67	88,666.67
Federal Agri Mortgage Assoc						0.385	0.00	88,666.67	88,666.67
Federal Farm Credit Invest									
447788 - Vining Sparks - Tran Type: FFC, Start: January 16, 2013, Maturity: January 16, 2018									
7/1/14	Opening Balance	-8,800,000.00	(8,800,000.00)	365	0.90	0.912	0.00	(36,318.23)	(36,318.23)
7/16/14	Invest - Bond Coupon Receipt	-8,800,000.00	0.00	0	0.90	0.912	0.00	39,600.00	39,600.00
1/16/15	Invest - Bond Coupon Receipt	-8,800,000.00	0.00	0	0.90	0.912	0.00	39,600.00	39,600.00
7/1/15	Closing Balance	-8,800,000.00	(8,800,000.00)	0	0.90	0.912	0.00	36,318.23	36,318.23
						0.912	0.00	79,200.00	79,200.00
455133 - Bank of Oklahoma Invesments - Tran Type: FFC, Start: March 13, 2013, Maturity: March 13, 2017									
7/1/14	Opening Balance	-3,000,000.00	(3,000,000.00)	365	0.73	0.740	0.00	(6,546.20)	(6,546.20)
9/13/14	Invest - Bond Coupon Receipt	-3,000,000.00	0.00	0	0.73	0.740	0.00	10,950.00	10,950.00
3/13/15	Invest - Bond Coupon Receipt	-3,000,000.00	0.00	0	0.73	0.740	0.00	10,950.00	10,950.00
7/1/15	Closing Balance	-3,000,000.00	(3,000,000.00)	0	0.73	0.740	0.00	6,546.20	6,546.20
						0.740	0.00	21,900.00	21,900.00

Return on Investment - Detail - AST

Between: July 1, 2014 and July 1, 2015

Printed: June 30, 2015 3:13 pm

Cash Flow Date	Transaction Description	Orig Curr Balance	Local Currency Equivalent ()							
			Principal Movement	Days	Yield	Adj Yield	Premium/ (Discount)	Interest	Total Cost	
Arkansas State Treasury (Con't)										
Federal Farm Credit Invest (Con't)										
463591 - First Tennessee - Tran Type: FFC, Start: May 9, 2013, Maturity: May 9, 2017										
7/1/14	Opening Balance	-21,000,000.00	(21,000,000.00)	365	0.68	0.687	(8,959.02)	(19,356.52)	(28,315.54)	
11/9/14	Invest - Bond Coupon Receipt	-21,000,000.00	0.00	0	0.68	0.687	0.00	67,200.00	67,200.00	
5/9/15	Invest - Bond Coupon Receipt	-21,000,000.00	0.00	0	0.68	0.687	0.00	67,200.00	67,200.00	
7/1/15	Closing Balance	-21,000,000.00	(21,000,000.00)	0	0.68	0.687	16,814.86	19,356.52	36,171.38	
							0.687	7,855.84	134,400.00	142,255.84
463592 - First Tennessee - Tran Type: FFC, Start: May 9, 2013, Maturity: May 8, 2015										
7/1/14	Opening Balance	-4,024,000.00	(4,024,000.00)	311	0.41	0.416	0.00	(3,606.21)	(3,606.21)	
10/12/14	Invest - Bond Coupon Receipt	-4,024,000.00	0.00	0	0.41	0.416	0.00	8,249.20	8,249.20	
4/12/15	Invest - Bond Coupon Receipt	-4,024,000.00	0.00	0	0.41	0.416	0.00	8,249.20	8,249.20	
5/8/15	Invest - Bond Sale	0.00	4,024,000.00	0	0.41	0.416	0.00	1,172.02	1,172.02	
7/1/15	Closing Balance	0.00	0.00	0	0.41	0.410	0.00	0.00	0.00	
							0.416	0.00	14,064.21	14,064.21
464892 - Raymond James & Associates, Inc. - Tran Type: FFC, Start: May 17, 2013, Maturity: November 7, 2016										
7/1/14	Opening Balance	-5,000,000.00	(5,000,000.00)	365	0.54	0.548	0.00	(4,035.33)	(4,035.33)	
11/7/14	Invest - Bond Coupon Receipt	-5,000,000.00	0.00	0	0.54	0.548	0.00	13,500.00	13,500.00	
5/7/15	Invest - Bond Coupon Receipt	-5,000,000.00	0.00	0	0.54	0.548	0.00	13,500.00	13,500.00	
7/1/15	Closing Balance	-5,000,000.00	(5,000,000.00)	0	0.54	0.548	0.00	4,035.33	4,035.33	
							0.548	0.00	27,000.00	27,000.00
465485 - Simmons First Investment Group - Tran Type: FFC, Start: May 22, 2013, Maturity: May 22, 2018										
7/1/14	Opening Balance	-15,000,000.00	(15,000,000.00)	365	1.08	1.095	0.00	(17,608.70)	(17,608.70)	
11/22/14	Invest - Bond Coupon Receipt	-15,000,000.00	0.00	0	1.08	1.095	0.00	81,000.00	81,000.00	
5/22/15	Invest - Bond Coupon Receipt	-15,000,000.00	0.00	0	1.08	1.095	0.00	81,000.00	81,000.00	
7/1/15	Closing Balance	-15,000,000.00	(15,000,000.00)	0	1.08	1.095	0.00	17,608.70	17,608.70	
							1.095	0.00	162,000.00	162,000.00
470277 - First Tennessee - Tran Type: FFC, Start: June 20, 2013, Maturity: February 13, 2017										
7/1/14	Opening Balance	-5,000,000.00	(5,000,000.00)	365	0.83	0.844	(2,123.20)	(15,058.01)	(17,181.21)	
8/13/14	Invest - Bond Coupon Receipt	-5,000,000.00	0.00	0	0.83	0.844	0.00	19,750.00	19,750.00	
2/13/15	Invest - Bond Coupon Receipt	-5,000,000.00	0.00	0	0.83	0.844	0.00	19,750.00	19,750.00	
7/1/15	Closing Balance	-5,000,000.00	(5,000,000.00)	0	0.83	0.844	4,193.22	15,058.01	19,251.23	
							0.844	2,070.02	39,500.00	41,570.02
470509 - UBS - Tran Type: FFC, Start: June 20, 2013, Maturity: February 13, 2017										

Return on Investment - Detail - AST

Between: July 1, 2014 and July 1, 2015

Printed: June 30, 2015 3:13 pm

Cash Flow Date	Transaction Description	Orig Curr Balance	Local Currency Equivalent ()						
			Principal Movement	Days	Yield	Adj Yield	Premium/ (Discount)	Interest	Total Cost
Arkansas State Treasury (Con't)									
Federal Farm Credit Invest (Con't)									
470509 - UBS - Tran Type: FFC, Start: June 20, 2013, Maturity: February 13, 2017									
7/1/14	Opening Balance	-10,000,000.00	(10,000,000.00)	365	0.87	0.886	(8,434.10)	(30,116.02)	(38,550.12)
8/13/14	Invest - Bond Coupon Receipt	-10,000,000.00	0.00	0	0.87	0.886	0.00	39,500.00	39,500.00
2/13/15	Invest - Bond Coupon Receipt	-10,000,000.00	0.00	0	0.87	0.886	0.00	39,500.00	39,500.00
7/1/15	Closing Balance	-10,000,000.00	(10,000,000.00)	0	0.87	0.886	16,675.43	30,116.02	46,791.45
						0.886	8,241.33	79,000.00	87,241.33
480074 - First Tennessee - Tran Type: FFC, Start: September 6, 2013, Maturity: September 15, 2015									
7/1/14	Opening Balance	-2,000,000.00	(2,000,000.00)	365	0.46	0.468	(1,019.79)	(2,347.83)	(3,367.62)
9/15/14	Invest - Bond Coupon Receipt	-2,000,000.00	0.00	0	0.46	0.468	0.00	4,000.00	4,000.00
3/15/15	Invest - Bond Coupon Receipt	-2,000,000.00	0.00	0	0.46	0.468	0.00	4,000.00	4,000.00
7/1/15	Closing Balance	-2,000,000.00	(2,000,000.00)	0	0.46	0.468	2,254.54	2,347.83	4,602.37
						0.468	1,234.75	8,000.00	9,234.75
489048 - Bank of Oklahoma Investments - Tran Type: FFC, Start: May 9, 2013, Maturity: May 9, 2017									
7/1/14	Opening Balance	-25,000,000.00	(25,000,000.00)	365	0.69	0.704	(12,433.47)	(23,403.53)	(35,837.00)
11/9/14	Invest - Bond Coupon Receipt	-25,000,000.00	0.00	0	0.69	0.704	0.00	81,250.00	81,250.00
5/9/15	Invest - Bond Coupon Receipt	-25,000,000.00	0.00	0	0.69	0.704	0.00	81,250.00	81,250.00
7/1/15	Closing Balance	-25,000,000.00	(25,000,000.00)	0	0.69	0.704	23,343.72	23,403.53	46,747.25
						0.704	10,910.25	162,500.00	173,410.25
505872 - First National Bankers Bank-Arkansas Region - Tran Type: FFC, Start: March 21, 2014, Maturity: November 27, 2015									
7/1/14	Opening Balance	-7,000,000.00	(7,000,000.00)	365	0.32	0.325	(1,554.11)	(1,586.67)	(3,140.78)
11/28/14	Invest - Bond Coupon Receipt	-7,000,000.00	0.00	0	0.32	0.325	0.00	8,446.67	8,446.67
5/27/15	Invest - Bond Coupon Receipt	-7,000,000.00	0.00	0	0.32	0.325	0.00	8,353.33	8,353.33
7/1/15	Closing Balance	-7,000,000.00	(7,000,000.00)	0	0.32	0.325	7,165.98	1,586.67	8,752.65
						0.325	5,611.87	16,800.00	22,411.87
505875 - Vining Sparks - Tran Type: FFC, Start: March 21, 2014, Maturity: December 17, 2015									
7/1/14	Opening Balance	-10,000,000.00	(10,000,000.00)	365	0.35	0.351	(1,290.43)	(1,147.54)	(2,437.97)
12/17/14	Invest - Bond Coupon Receipt	-10,000,000.00	0.00	0	0.35	0.351	0.00	15,000.00	15,000.00
6/17/15	Invest - Bond Coupon Receipt	-10,000,000.00	0.00	0	0.35	0.351	0.00	15,000.00	15,000.00
7/1/15	Closing Balance	-10,000,000.00	(10,000,000.00)	0	0.35	0.351	5,890.24	1,147.54	7,037.78
						0.351	4,599.81	30,000.00	34,599.81
505876 - Simmons First Investment Group - Tran Type: FFC, Start: March 21, 2014, Maturity: October 5, 2015									
7/1/14	Opening Balance	-20,000,000.00	(20,000,000.00)	365	0.32	0.324	(1,145.29)	(14,262.30)	(15,407.59)

Return on Investment - Detail - AST

Between: July 1, 2014 and July 1, 2015

Printed: June 30, 2015 3:13 pm

Cash Flow Date	Transaction Description	Orig Curr Balance	Local Currency Equivalent ()						
			Principal Movement	Days	Yield	Adj Yield	Premium/ (Discount)	Interest	Total Cost
Arkansas State Treasury (Con't)									
Federal Farm Credit Invest (Con't)									
505876 - Simmons First Investment Group - Tran Type: FFC, Start: March 21, 2014, Maturity: October 5, 2015									
10/5/14	Invest - Bond Coupon Receipt	-20,000,000.00	0.00	0	0.32	0.324	0.00	30,000.00	30,000.00
4/5/15	Invest - Bond Coupon Receipt	-20,000,000.00	0.00	0	0.32	0.324	0.00	30,000.00	30,000.00
7/1/15	Closing Balance	-20,000,000.00	(20,000,000.00)	0	0.32	0.324	5,038.44	14,262.30	19,300.74
						0.324	3,893.15	60,000.00	63,893.15
520625 - Commerce Bank - Tran Type: FFC, Start: July 11, 2014, Maturity: January 11, 2016									
7/1/14	Opening Balance	0.00	0.00	0	0.00	0.000	0.00	0.00	0.00
7/11/14	Invest - Bond Purchase	-25,000,000.00	(25,000,000.00)	355	0.34	0.346	0.00	0.00	0.00
1/11/15	Invest - Bond Coupon Receipt	-25,000,000.00	0.00	0	0.34	0.346	0.00	33,750.00	33,750.00
7/1/15	Closing Balance	-25,000,000.00	(25,000,000.00)	0	0.34	0.346	17,148.61	31,885.36	49,033.97
						0.346	17,148.61	65,635.36	82,783.97
528037 - First National Bankers Bank-Arkansas Region - Tran Type: FFC, Start: September 4, 2014, Maturity: January 23, 2015									
7/1/14	Opening Balance	0.00	0.00	0	0.00	0.000	0.00	0.00	0.00
9/4/14	Invest - Bond Purchase	-10,000,000.00	(10,000,000.00)	141	1.78	1.804	0.00	(6,922.22)	(6,922.22)
11/20/14	Invest - Bond Expiry Call	-10,000,000.00	0.00	0	1.78	1.804	0.00	0.00	0.00
1/23/15	Invest - Bond Sale	0.00	10,000,000.00	0	1.78	1.804	474.45	75,456.52	75,930.97
7/1/15	Closing Balance	0.00	0.00	0	1.78	1.779	0.00	0.00	0.00
						1.804	474.45	68,534.30	69,008.75
534457 - Simmons First Investment Group - Tran Type: FFC, Start: October 22, 2014, Maturity: April 23, 2015									
7/1/14	Opening Balance	0.00	0.00	0	0.00	0.000	0.00	0.00	0.00
10/22/14	Invest - Bond Purchase	-15,000,000.00	(15,000,000.00)	183	0.40	0.406	0.00	(1,417.58)	(1,417.58)
4/14/15	Invest - Bond Coupon Receipt	-15,000,000.00	0.00	0	0.40	0.406	0.00	32,250.00	32,250.00
4/23/15	Invest - Bond Sale	0.00	15,000,000.00	0	0.40	0.406	(2,225.71)	1,586.07	(639.64)
7/1/15	Closing Balance	0.00	0.00	0	0.40	0.400	0.00	0.00	0.00
						0.406	(2,225.71)	32,418.49	30,192.78
535110 - Bank of Oklahoma Investments - Tran Type: FFC, Start: October 27, 2014, Maturity: April 27, 2016									
7/1/14	Opening Balance	0.00	0.00	0	0.00	0.000	0.00	0.00	0.00
10/27/14	Invest - Bond Purchase	-15,000,000.00	(15,000,000.00)	247	0.32	0.323	0.00	0.00	0.00
4/27/15	Invest - Bond Coupon Receipt	-15,000,000.00	0.00	0	0.32	0.323	0.00	18,750.00	18,750.00
7/1/15	Closing Balance	-15,000,000.00	(15,000,000.00)	0	0.32	0.323	6,975.37	6,659.84	13,635.21
						0.323	6,975.37	25,409.84	32,385.21

Return on Investment - Detail - AST

Between: July 1, 2014 and July 1, 2015

Printed: June 30, 2015 3:13 pm

Cash Flow Date	Transaction Description	Orig Curr Balance	Local Currency Equivalent ()									
			Principal Movement	Days	Yield	Adj Yield	Premium/ (Discount)	Interest	Total Cost			
Arkansas State Treasury (Con't)												
Federal Farm Credit							0.612	66,789.74	1,026,362.20	1,093,151.94		
Federal Home Loan Bank Invest												
426652 - Morgan Keegan - Tran Type: FHLB, Start: August 9, 2012, Maturity: August 9, 2017												
7/1/14	Opening Balance	-13,000,000.00	(13,000,000.00)	365	1.00	1.014	0.00	(51,277.78)	(51,277.78)			
8/9/14	Invest - Bond Coupon Receipt	-13,000,000.00	0.00	0	1.00	1.014	0.00	65,000.00	65,000.00			
2/9/15	Invest - Bond Coupon Receipt	-13,000,000.00	0.00	0	1.00	1.014	0.00	65,000.00	65,000.00			
7/1/15	Closing Balance	-13,000,000.00	(13,000,000.00)	0	1.00	1.014	0.00	51,277.78	51,277.78			
							1.014	0.00	130,000.00	130,000.00		
431887 - Delta Inv - Tran Type: FHLB, Start: September 18, 2012, Maturity: September 18, 2017												
7/1/14	Opening Balance	-25,000,000.00	(25,000,000.00)	365	1.00	1.014	0.00	(71,527.78)	(71,527.78)			
9/18/14	Invest - Bond Coupon Receipt	-25,000,000.00	0.00	0	1.00	1.014	0.00	125,000.00	125,000.00			
3/18/15	Invest - Bond Coupon Receipt	-25,000,000.00	0.00	0	1.00	1.014	0.00	125,000.00	125,000.00			
7/1/15	Closing Balance	-25,000,000.00	(25,000,000.00)	0	1.00	1.014	0.00	71,527.78	71,527.78			
							1.014	0.00	250,000.00	250,000.00		
433462 - Bank of Oklahoma Investments - Tran Type: FHLB, Start: September 27, 2012, Maturity: September 27, 2017												
7/1/14	Opening Balance	-25,000,000.00	(25,000,000.00)	365	1.00	1.014	0.00	(65,277.78)	(65,277.78)			
9/27/14	Invest - Bond Coupon Receipt	-25,000,000.00	0.00	0	1.00	1.014	0.00	125,000.00	125,000.00			
3/27/15	Invest - Bond Coupon Receipt	-25,000,000.00	0.00	0	1.00	1.014	0.00	125,000.00	125,000.00			
7/1/15	Closing Balance	-25,000,000.00	(25,000,000.00)	0	1.00	1.014	0.00	65,277.78	65,277.78			
							1.014	0.00	250,000.00	250,000.00		
448280 - Vining Sparks - Tran Type: FHLB, Start: January 22, 2013, Maturity: January 22, 2018												
7/1/14	Opening Balance	-15,000,000.00	(15,000,000.00)	365	0.97	0.984	4,261.90	(62,937.50)	(58,675.60)			
7/22/14	Invest - Bond Coupon Receipt	-15,000,000.00	0.00	0	0.97	0.984	0.00	71,250.00	71,250.00			
1/22/15	Invest - Bond Coupon Receipt	-15,000,000.00	0.00	0	0.97	0.984	0.00	71,250.00	71,250.00			
7/1/15	Closing Balance	-15,000,000.00	(15,000,000.00)	0	0.97	0.984	(7,218.85)	62,937.50	55,718.65			
							0.984	(2,956.95)	142,500.00	139,543.05		
449611 - Vining Sparks - Tran Type: FHLB, Start: January 30, 2013, Maturity: January 30, 2018												
7/1/14	Opening Balance	-20,000,000.00	(20,000,000.00)	365	1.05	1.065	0.00	(88,083.33)	(88,083.33)			
7/30/14	Invest - Bond Coupon Receipt	-20,000,000.00	0.00	0	1.05	1.065	0.00	105,000.00	105,000.00			
1/30/15	Invest - Bond Coupon Receipt	-20,000,000.00	0.00	0	1.05	1.065	0.00	105,000.00	105,000.00			
7/1/15	Closing Balance	-20,000,000.00	(20,000,000.00)	0	1.05	1.065	0.00	88,083.33	88,083.33			
							1.065	0.00	210,000.00	210,000.00		

Return on Investment - Detail - AST

Between: July 1, 2014 and July 1, 2015

Printed: June 30, 2015 3:13 pm

Cash Flow Date	Transaction Description	Orig Curr Balance	Local Currency Equivalent ()							
			Principal Movement	Days	Yield	Adj Yield	Premium/ (Discount)	Interest	Total Cost	
Arkansas State Treasury (Con't)										
Federal Home Loan Bank Invest (Con't)										
455775 - First National Bankers Bank-Arkansas Region - Tran Type: FHLB, Start: March 18, 2013, Maturity: February 13, 2018										
7/1/14	Opening Balance	-7,000,000.00	(7,000,000.00)	365	1.10	1.115	0.00	(29,516.67)	(29,516.67)	
8/13/14	Invest - Bond Coupon Receipt	-7,000,000.00	0.00	0	1.10	1.115	0.00	38,500.00	38,500.00	
2/13/15	Invest - Bond Coupon Receipt	-7,000,000.00	0.00	0	1.10	1.115	0.00	38,500.00	38,500.00	
7/1/15	Closing Balance	-7,000,000.00	(7,000,000.00)	0	1.10	1.115	0.00	29,516.67	29,516.67	
						1.115	0.00	77,000.00	77,000.00	
455778 - Stephens, Inc. - Tran Type: FHLB, Start: March 21, 2013, Maturity: September 21, 2016										
7/1/14	Opening Balance	-10,000,000.00	(10,000,000.00)	365	0.58	0.588	0.00	(16,111.11)	(16,111.11)	
9/21/14	Invest - Bond Coupon Receipt	-10,000,000.00	0.00	0	0.58	0.588	0.00	29,000.00	29,000.00	
3/21/15	Invest - Bond Coupon Receipt	-10,000,000.00	0.00	0	0.58	0.588	0.00	29,000.00	29,000.00	
7/1/15	Closing Balance	-10,000,000.00	(10,000,000.00)	0	0.58	0.588	0.00	16,111.11	16,111.11	
						0.588	0.00	58,000.00	58,000.00	
459532 - STIFEL NICOLAUS - Tran Type: FHLB, Start: April 11, 2013, Maturity: April 11, 2018										
7/1/14	Opening Balance	-10,000,000.00	(10,000,000.00)	365	1.13	1.146	0.00	(25,111.11)	(25,111.11)	
10/11/14	Invest - Bond Coupon Receipt	-10,000,000.00	0.00	0	1.13	1.146	0.00	56,500.00	56,500.00	
4/11/15	Invest - Bond Coupon Receipt	-10,000,000.00	0.00	0	1.13	1.146	0.00	56,500.00	56,500.00	
7/1/15	Closing Balance	-10,000,000.00	(10,000,000.00)	0	1.13	1.146	0.00	25,111.11	25,111.11	
						1.146	0.00	113,000.00	113,000.00	
460378 - Delta Inv - Tran Type: FHLB, Start: April 17, 2013, Maturity: April 17, 2015										
7/1/14	Opening Balance	-10,000,000.00	(10,000,000.00)	290	0.65	0.659	0.00	(13,361.11)	(13,361.11)	
10/17/14	Invest - Bond Coupon Receipt	-10,000,000.00	0.00	0	0.65	0.659	0.00	32,500.00	32,500.00	
4/17/15	Invest - Bond Coupon Receipt	0.00	0.00	0	0.65	0.659	0.00	32,500.00	32,500.00	
4/17/15	Invest - Bond Sale	0.00	10,000,000.00	0	0.65	0.659	0.00	0.00	0.00	
7/1/15	Closing Balance	0.00	0.00	0	0.65	0.650	0.00	0.00	0.00	
						0.659	0.00	51,638.89	51,638.89	
465849 - First Tennessee - Tran Type: FHLB, Start: May 24, 2013, Maturity: May 22, 2017										
7/1/14	Opening Balance	-12,750,000.00	(12,750,000.00)	365	0.74	0.750	0.00	(10,221.25)	(10,221.25)	
11/22/14	Invest - Bond Coupon Receipt	-12,750,000.00	0.00	0	0.74	0.750	0.00	47,175.00	47,175.00	
5/22/15	Invest - Bond Coupon Receipt	-12,750,000.00	0.00	0	0.74	0.750	0.00	47,175.00	47,175.00	
7/1/15	Closing Balance	-12,750,000.00	(12,750,000.00)	0	0.74	0.750	0.00	10,221.25	10,221.25	
						0.750	0.00	94,350.00	94,350.00	
468742 - Raymond James & Associates, Inc. - Tran Type: FHLB, Start: June 19, 2013, Maturity: December 19, 2016										

Return on Investment - Detail - AST

Between: July 1, 2014 and July 1, 2015

Printed: June 30, 2015 3:13 pm

Cash Flow Date	Transaction Description	Orig Curr Balance	Local Currency Equivalent ()							
			Principal Movement	Days	Yield	Adj Yield	Premium/ (Discount)	Interest	Total Cost	
Arkansas State Treasury (Con't)										
Federal Home Loan Bank Invest (Con't)										
468742 - Raymond James & Associates, Inc. - Tran Type: FHLB, Start: June 19, 2013, Maturity: December 19, 2016										
7/1/14	Opening Balance	-7,500,000.00	(7,500,000.00)	365	0.58	0.588	0.00	(1,450.00)	(1,450.00)	
12/19/14	Invest - Bond Coupon Receipt	-7,500,000.00	0.00	0	0.58	0.588	0.00	21,750.00	21,750.00	
6/19/15	Invest - Bond Coupon Receipt	-7,500,000.00	0.00	0	0.58	0.588	0.00	21,750.00	21,750.00	
6/19/15	Invest - Bond Pending Dealer Action C:	-7,500,000.00	0.00	0	0.58	0.588	0.00	0.00	0.00	
7/1/15	Closing Balance	-7,500,000.00	(7,500,000.00)	0	0.58	0.588	0.00	1,450.00	1,450.00	
							0.588	0.00	43,500.00	43,500.00
468744 - Raymond James & Associates, Inc. - Tran Type: FHLB, Start: June 20, 2013, Maturity: June 20, 2018										
7/1/14	Opening Balance	-12,500,000.00	(12,500,000.00)	365	1.15	1.166	0.00	(4,392.36)	(4,392.36)	
12/20/14	Invest - Bond Coupon Receipt	-12,500,000.00	0.00	0	1.15	1.166	0.00	71,875.00	71,875.00	
6/20/15	Invest - Bond Coupon Receipt	-12,500,000.00	0.00	0	1.15	1.166	0.00	71,875.00	71,875.00	
7/1/15	Closing Balance	-12,500,000.00	(12,500,000.00)	0	1.15	1.166	0.00	4,392.36	4,392.36	
							1.166	0.00	143,750.00	143,750.00
468983 - STIFEL NICOLAUS - Tran Type: FHLB, Start: June 20, 2013, Maturity: June 20, 2018										
7/1/14	Opening Balance	-25,000,000.00	(25,000,000.00)	365	1.25	1.269	507.92	(9,548.61)	(9,040.69)	
12/20/14	Invest - Bond Coupon Receipt	-25,000,000.00	0.00	0	1.25	1.269	0.00	156,250.00	156,250.00	
6/20/15	Invest - Bond Coupon Receipt	-25,000,000.00	0.00	0	1.25	1.269	0.00	156,250.00	156,250.00	
7/1/15	Closing Balance	-25,000,000.00	(25,000,000.00)	0	1.25	1.269	(1,000.79)	9,548.61	8,547.82	
							1.269	(492.87)	312,500.00	312,007.13
470942 - Raymond James & Associates, Inc. - Tran Type: FHLB, Start: June 27, 2013, Maturity: June 29, 2015										
7/1/14	Opening Balance	-4,430,000.00	(4,430,000.00)	363	1.20	1.217	0.00	(590.67)	(590.67)	
12/27/14	Invest - Bond Coupon Receipt	-4,430,000.00	0.00	0	1.20	1.217	0.00	26,580.00	26,580.00	
6/27/15	Invest - Bond Coupon Receipt	-4,430,000.00	0.00	0	1.20	1.217	0.00	26,580.00	26,580.00	
6/29/15	Invest - Bond Sale	0.00	4,430,000.00	0	1.20	1.217	0.00	295.33	295.33	
7/1/15	Closing Balance	0.00	0.00	0	1.20	1.200	0.00	0.00	0.00	
							1.217	0.00	52,864.66	52,864.66
506067 - Crews & Associates - Tran Type: FHLB, Start: March 21, 2014, Maturity: December 30, 2015										
7/1/14	Opening Balance	-7,640,000.00	(7,640,000.00)	365	0.37	0.380	0.00	(79.58)	(79.58)	
9/30/14	Invest - Bond Expiry Call	-7,640,000.00	0.00	0	0.37	0.380	0.00	0.00	0.00	
12/30/14	Invest - Bond Coupon Receipt	-7,640,000.00	0.00	0	0.37	0.380	0.00	14,325.00	14,325.00	
6/30/15	Invest - Bond Coupon Receipt	-7,640,000.00	0.00	0	0.37	0.380	0.00	14,325.00	14,325.00	
7/1/15	Closing Balance	-7,640,000.00	(7,640,000.00)	0	0.37	0.380	0.00	79.58	79.58	

Return on Investment - Detail - AST

Between: July 1, 2014 and July 1, 2015

Printed: June 30, 2015 3:13 pm

Cash Flow Date	Transaction Description	Orig Curr Balance	Local Currency Equivalent ()							
			Principal Movement	Days	Yield	Adj Yield	Premium/ (Discount)	Interest	Total Cost	
Arkansas State Treasury (Con't)										
Federal Home Loan Bank Invest (Con't)										
511432 - UBS - Tran Type: FHLB, Start: April 30, 2014, Maturity: October 28, 2014							0.380	0.00	28,650.00	28,650.00
7/1/14	Opening Balance	-5,000,000.00	(5,000,000.00)	119	1.01	1.023	69.69	(8,472.22)	(8,402.53)	
7/28/14	Invest - Bond Expiry Call	-5,000,000.00	0.00	0	1.01	1.023	69.69	0.00	69.69	
10/28/14	Invest - Bond Coupon Receipt	0.00	0.00	0	1.01	1.023	0.00	24,722.22	24,722.22	
10/28/14	Invest - Bond Sale	0.00	5,000,000.00	0	1.01	1.023	0.00	0.00	0.00	
7/1/15	Closing Balance	0.00	0.00	0	1.01	1.009	0.00	0.00	0.00	
							1.023	139.38	16,250.00	16,389.38
514269 - Commerce Bank - Tran Type: FHLB, Start: May 21, 2014, Maturity: September 29, 2016										
7/1/14	Opening Balance	-15,000,000.00	(15,000,000.00)	365	0.51	0.517	(1,949.83)	(23,100.00)	(25,049.83)	
9/29/14	Invest - Bond Coupon Receipt	-15,000,000.00	0.00	0	0.51	0.517	0.00	46,200.00	46,200.00	
3/29/15	Invest - Bond Coupon Receipt	-15,000,000.00	0.00	0	0.51	0.517	0.00	47,250.00	47,250.00	
7/1/15	Closing Balance	-15,000,000.00	(15,000,000.00)	0	0.51	0.517	19,509.90	24,150.00	43,659.90	
							0.517	17,560.07	94,500.00	112,060.07
517682 - First National Bankers Bank-Arkansas Region - Tran Type: FHLB, Start: June 16, 2014, Maturity: June 16, 2015										
7/1/14	Opening Balance	-10,000,000.00	(10,000,000.00)	350	0.72	0.730	0.00	(3,000.00)	(3,000.00)	
9/16/14	Invest - Bond Expiry Call	-10,000,000.00	0.00	0	0.72	0.730	0.00	0.00	0.00	
12/16/14	Invest - Bond Coupon Receipt	-10,000,000.00	0.00	0	0.72	0.730	0.00	36,000.00	36,000.00	
6/16/15	Invest - Bond Coupon Receipt	0.00	0.00	0	0.72	0.730	0.00	36,000.00	36,000.00	
6/16/15	Invest - Bond Sale	0.00	10,000,000.00	0	0.72	0.730	0.00	0.00	0.00	
7/1/15	Closing Balance	0.00	0.00	0	0.72	0.720	0.00	0.00	0.00	
							0.730	0.00	69,000.00	69,000.00
518148 - Simmons First Investment Group - Tran Type: FHLB, Start: June 19, 2014, Maturity: December 19, 2016										
7/1/14	Opening Balance	-15,000,000.00	(15,000,000.00)	365	0.70	0.710	0.00	(3,500.00)	(3,500.00)	
9/19/14	Invest - Bond Expiry Call	-15,000,000.00	0.00	0	0.70	0.710	0.00	0.00	0.00	
12/19/14	Invest - Bond Coupon Receipt	-15,000,000.00	0.00	0	0.70	0.710	0.00	52,500.00	52,500.00	
6/19/15	Invest - Bond Coupon Receipt	-15,000,000.00	0.00	0	0.70	0.710	0.00	52,500.00	52,500.00	
7/1/15	Closing Balance	-15,000,000.00	(15,000,000.00)	0	0.70	0.710	0.00	3,500.00	3,500.00	
							0.710	0.00	105,000.00	105,000.00
528035 - Commerce Bank - Tran Type: FHLB, Start: September 4, 2014, Maturity: June 14, 2019										
7/1/14	Opening Balance	0.00	0.00	0	0.00	0.000	0.00	0.00	0.00	
9/4/14	Invest - Bond Purchase	-30,000,000.00	(30,000,000.00)	300	1.78	1.805	0.00	(108,333.33)	(108,333.33)	

Return on Investment - Detail - AST

Between: July 1, 2014 and July 1, 2015

Printed: June 30, 2015 3:13 pm

Cash Flow Date	Transaction Description	Orig Curr Balance	Local Currency Equivalent ()							
			Principal Movement	Days	Yield	Adj Yield	Premium/ (Discount)	Interest	Total Cost	
Arkansas State Treasury (Con't)										
Federal Home Loan Bank Invest (Con't)										
528035 - Commerce Bank - Tran Type: FHLB, Start: September 4, 2014, Maturity: June 14, 2019										
12/14/14	Invest - Bond Coupon Receipt	-30,000,000.00	0.00	0	1.78	1.805	0.00	243,750.00	243,750.00	
6/14/15	Invest - Bond Coupon Receipt	-30,000,000.00	0.00	0	1.78	1.805	0.00	243,750.00	243,750.00	
7/1/15	Closing Balance	-30,000,000.00	(30,000,000.00)	0	1.78	1.805	(36,065.77)	23,020.83	(13,044.94)	
							1.805	(36,065.77)	402,187.50	366,121.73
528036 - First National Bankers Bank-Arkansas Region - Tran Type: FHLB, Start: September 4, 2014, Maturity: April 14, 2015										
7/1/14	Opening Balance	0.00	0.00	0	0.00	0.000	0.00	0.00	0.00	
9/4/14	Invest - Bond Purchase	-10,500,000.00	(10,500,000.00)	158	1.40	1.419	0.00	(11,433.33)	(11,433.33)	
11/6/14	Invest - Bond Expiry Call	-10,500,000.00	0.00	0	1.40	1.419	0.00	0.00	0.00	
2/6/15	Invest - Bond Coupon Receipt	-10,500,000.00	0.00	0	1.40	1.419	0.00	73,500.00	73,500.00	
2/9/15	Invest - Bond Sale	-3,500,000.00	7,000,000.00	64	1.40	1.419	0.00	816.67	816.67	
4/14/15	Invest - Bond Sale	0.00	3,500,000.00	0	1.40	1.419	0.00	9,255.56	9,255.56	
7/1/15	Closing Balance	0.00	0.00	0	1.40	1.400	0.00	0.00	0.00	
							1.419	0.00	72,138.90	72,138.90
533393 - Vining Sparks - Tran Type: FHLB, Start: October 15, 2014, Maturity: January 22, 2015										
7/1/14	Opening Balance	0.00	0.00	0	0.00	0.000	0.00	0.00	0.00	
10/15/14	Invest - Bond Purchase	-25,000,000.00	(25,000,000.00)	99	1.75	1.776	0.00	0.00	0.00	
1/15/15	Invest - Bond Expiry Call	-25,000,000.00	0.00	0	1.75	1.776	0.00	0.00	0.00	
1/22/15	Invest - Bond Sale	0.00	25,000,000.00	0	1.75	1.776	82.99	117,881.94	117,964.93	
7/1/15	Closing Balance	0.00	0.00	0	1.75	1.751	0.00	0.00	0.00	
							1.776	82.99	117,881.94	117,964.93
534456 - UBS - Tran Type: FHLB, Start: October 22, 2014, Maturity: May 11, 2016										
7/1/14	Opening Balance	0.00	0.00	0	0.00	0.000	0.00	0.00	0.00	
10/22/14	Invest - Bond Purchase	-15,000,000.00	(15,000,000.00)	252	0.32	0.324	0.00	0.00	0.00	
11/11/14	Invest - Bond Coupon Receipt	-15,000,000.00	0.00	0	0.32	0.324	0.00	2,533.33	2,533.33	
5/11/15	Invest - Bond Coupon Receipt	-15,000,000.00	0.00	0	0.32	0.324	0.00	24,000.00	24,000.00	
7/1/15	Closing Balance	-15,000,000.00	(15,000,000.00)	0	0.32	0.324	0.00	6,666.67	6,666.67	
							0.324	0.00	33,200.00	33,200.00
544126 - Commerce Bank - Tran Type: FHLB, Start: January 7, 2015, Maturity: March 18, 2016										
7/1/14	Opening Balance	0.00	0.00	0	0.00	0.000	0.00	0.00	0.00	
1/7/15	Invest - Bond Purchase	-20,000,000.00	(20,000,000.00)	175	0.38	0.380	0.00	(8,177.78)	(8,177.78)	
3/18/15	Invest - Bond Coupon Receipt	-20,000,000.00	0.00	0	0.38	0.380	0.00	20,800.00	20,800.00	

Return on Investment - Detail - AST

Between: July 1, 2014 and July 1, 2015

Printed: June 30, 2015 3:13 pm

Cash Flow Date	Transaction Description	Orig Curr Balance	Local Currency Equivalent ()							
			Principal Movement	Days	Yield	Adj Yield	Premium/ (Discount)	Interest	Total Cost	
Arkansas State Treasury (Con't)										
Federal Home Loan Bank Invest (Con't)										
544126 - Commerce Bank - Tran Type: FHLB, Start: January 7, 2015, Maturity: March 18, 2016										
7/1/15	Closing Balance	-20,000,000.00	(20,000,000.00)	0	0.38	0.380	(5,242.91)	18,311.11	13,068.20	
							0.380	(5,242.91)	30,933.33	25,690.42
544127 - Vining Sparks - Tran Type: FHLB, Start: January 7, 2015, Maturity: March 18, 2016										
7/1/14	Opening Balance	0.00	0.00	0	0.00	0.000	0.00	0.00	0.00	
1/7/15	Invest - Bond Purchase	-20,000,000.00	(20,000,000.00)	175	0.37	0.378	0.00	(8,177.78)	(8,177.78)	
3/18/15	Invest - Bond Coupon Receipt	-20,000,000.00	0.00	0	0.37	0.378	0.00	20,800.00	20,800.00	
7/1/15	Closing Balance	-20,000,000.00	(20,000,000.00)	0	0.37	0.378	(4,987.60)	18,311.11	13,323.51	
							0.378	(4,987.60)	30,933.33	25,945.73
569803 - Crews & Associates - Tran Type: FHLB, Start: June 11, 2015, Maturity: September 15, 2043										
7/1/14	Opening Balance	0.00	0.00	0	0.00	0.000	0.00	0.00	0.00	
6/11/15	Invest - Bond Purchase	-11,726,074.80	(11,726,074.80)	20	2.44	2.477	0.00	(8,143.11)	(8,143.11)	
7/1/15	Closing Balance	-11,726,074.80	(11,726,074.80)	0	2.44	2.477	261.18	86,316.94	86,578.12	
							2.477	261.18	78,173.83	78,435.01
							0.972	(31,702.48)	3,007,952.38	2,976,249.90
Federal Home Loan Bank										
Federal Home Loan Mortgage Corporation Invest										
426018 - Morgan Keegan - Tran Type: FHLMC, Start: August 7, 2012, Maturity: August 7, 2017										
7/1/14	Opening Balance	-12,000,000.00	(12,000,000.00)	365	1.00	1.014	0.00	(48,000.00)	(48,000.00)	
8/7/14	Invest - Bond Coupon Receipt	-12,000,000.00	0.00	0	1.00	1.014	0.00	60,000.00	60,000.00	
8/7/14	Invest - Bond Expiry Call	-12,000,000.00	0.00	0	1.00	1.014	0.00	0.00	0.00	
2/7/15	Invest - Bond Coupon Receipt	-12,000,000.00	0.00	0	1.00	1.014	0.00	60,000.00	60,000.00	
7/1/15	Closing Balance	-12,000,000.00	(12,000,000.00)	0	1.00	1.014	0.00	48,000.00	48,000.00	
							1.014	0.00	120,000.00	120,000.00
432311 - Simmons First Investment Group - Tran Type: FHLMC, Start: September 20, 2012, Maturity: September 20, 2017										
7/1/14	Opening Balance	-25,000,000.00	(25,000,000.00)	365	1.05	1.065	0.00	(73,645.83)	(73,645.83)	
9/20/14	Invest - Bond Coupon Receipt	-25,000,000.00	0.00	0	1.05	1.065	0.00	131,250.00	131,250.00	
3/20/15	Invest - Bond Coupon Receipt	-25,000,000.00	0.00	0	1.05	1.065	0.00	131,250.00	131,250.00	
7/1/15	Closing Balance	-25,000,000.00	(25,000,000.00)	0	1.05	1.065	0.00	73,645.83	73,645.83	
							1.065	0.00	262,500.00	262,500.00
432312 - Bank of Oklahoma Invesments - Tran Type: FHLMC, Start: September 20, 2012, Maturity: September 20, 2017										
7/1/14	Opening Balance	-25,000,000.00	(25,000,000.00)	365	1.05	1.065	0.00	(73,645.83)	(73,645.83)	

Return on Investment - Detail - AST

Between: July 1, 2014 and July 1, 2015

Printed: June 30, 2015 3:13 pm

Cash Flow Date	Transaction Description	Orig Curr Balance	Local Currency Equivalent ()							
			Principal Movement	Days	Yield	Adj Yield	Premium/ (Discount)	Interest	Total Cost	
Arkansas State Treasury (Con't)										
Federal Home Loan Mortgage Corporation Invest (Con't)										
432312 - Bank of Oklahoma Investments - Tran Type: FHLMC, Start: September 20, 2012, Maturity: September 20, 2017										
9/20/14	Invest - Bond Coupon Receipt	-25,000,000.00	0.00	0	1.05	1.065	0.00	131,250.00	131,250.00	
3/20/15	Invest - Bond Coupon Receipt	-25,000,000.00	0.00	0	1.05	1.065	0.00	131,250.00	131,250.00	
7/1/15	Closing Balance	-25,000,000.00	(25,000,000.00)	0	1.05	1.065	0.00	73,645.83	73,645.83	
							1.065	0.00	262,500.00	262,500.00
433299 - Stephens, Inc. - Tran Type: FHLMC, Start: September 27, 2012, Maturity: September 27, 2017										
7/1/14	Opening Balance	-50,000,000.00	(50,000,000.00)	365	1.04	1.054	0.00	(135,777.78)	(135,777.78)	
9/27/14	Invest - Bond Coupon Receipt	-50,000,000.00	0.00	0	1.04	1.054	0.00	260,000.00	260,000.00	
3/27/15	Invest - Bond Coupon Receipt	-50,000,000.00	0.00	0	1.04	1.054	0.00	260,000.00	260,000.00	
7/1/15	Closing Balance	-50,000,000.00	(50,000,000.00)	0	1.04	1.054	0.00	135,777.78	135,777.78	
							1.054	0.00	520,000.00	520,000.00
446457 - First National Bankers Bank-Arkansas Region - Tran Type: FHLMC, Start: January 8, 2013, Maturity: January 3, 2018										
7/1/14	Opening Balance	-20,000,000.00	(20,000,000.00)	365	0.91	0.924	10,238.07	(86,527.78)	(76,289.71)	
7/3/14	Invest - Bond Coupon Receipt	-20,000,000.00	0.00	0	0.91	0.924	0.00	87,500.00	87,500.00	
1/3/15	Invest - Bond Coupon Receipt	-20,000,000.00	0.00	0	0.91	0.924	0.00	87,500.00	87,500.00	
7/1/15	Closing Balance	-20,000,000.00	(20,000,000.00)	0	0.91	0.924	(17,156.09)	86,527.78	69,371.69	
							0.924	(6,918.02)	175,000.00	168,081.98
447932 - Crews & Associates - Tran Type: FHLMC, Start: January 17, 2013, Maturity: January 11, 2018										
7/1/14	Opening Balance	-3,675,000.00	(3,675,000.00)	365	1.00	1.014	0.00	(17,354.17)	(17,354.17)	
7/11/14	Invest - Bond Coupon Receipt	-3,675,000.00	0.00	0	1.00	1.014	0.00	18,375.00	18,375.00	
1/11/15	Invest - Bond Coupon Receipt	-3,675,000.00	0.00	0	1.00	1.014	0.00	18,375.00	18,375.00	
7/1/15	Closing Balance	-3,675,000.00	(3,675,000.00)	0	1.00	1.014	0.00	17,354.17	17,354.17	
							1.014	0.00	36,750.00	36,750.00
455777 - UBS - Tran Type: FHLMC, Start: March 21, 2013, Maturity: June 22, 2015										
7/1/14	Opening Balance	-5,000,000.00	(5,000,000.00)	356	0.62	0.634	0.00	(8,680.56)	(8,680.56)	
9/21/14	Invest - Bond Coupon Receipt	-5,000,000.00	0.00	0	0.62	0.634	0.00	15,625.00	15,625.00	
3/21/15	Invest - Bond Coupon Receipt	-5,000,000.00	0.00	0	0.62	0.634	0.00	15,625.00	15,625.00	
6/22/15	Invest - Bond Sale	0.00	5,000,000.00	0	0.62	0.634	0.00	7,899.31	7,899.31	
7/1/15	Closing Balance	0.00	0.00	0	0.62	0.625	0.00	0.00	0.00	
							0.634	0.00	30,468.75	30,468.75
455779 - Stephens, Inc. - Tran Type: FHLMC, Start: March 21, 2013, Maturity: March 21, 2017										
7/1/14	Opening Balance	-15,200,000.00	(15,200,000.00)	365	0.80	0.811	0.00	(33,777.78)	(33,777.78)	

Return on Investment - Detail - AST

Between: July 1, 2014 and July 1, 2015

Printed: June 30, 2015 3:13 pm

Cash Flow Date	Transaction Description	Orig Curr Balance	Local Currency Equivalent ()						
			Principal Movement	Days	Yield	Adj Yield	Premium/ (Discount)	Interest	Total Cost
Arkansas State Treasury (Con't)									
Federal Home Loan Mortgage Corporation Invest (Con't)									
455779 - Stephens, Inc. - Tran Type: FHLMC, Start: March 21, 2013, Maturity: March 21, 2017									
9/21/14	Invest - Bond Coupon Receipt	-15,200,000.00	0.00	0	0.80	0.811	0.00	60,800.00	60,800.00
3/21/15	Invest - Bond Coupon Receipt	-15,200,000.00	0.00	0	0.80	0.811	0.00	60,800.00	60,800.00
7/1/15	Closing Balance	-15,200,000.00	(15,200,000.00)	0	0.80	0.811	0.00	33,777.78	33,777.78
						0.811	0.00	121,600.00	121,600.00
466108 - Vining Sparks - Tran Type: FHLMC, Start: May 29, 2013, Maturity: November 25, 2016									
7/1/14	Opening Balance	-25,000,000.00	(25,000,000.00)	365	0.63	0.634	0.00	(15,625.00)	(15,625.00)
11/25/14	Invest - Bond Coupon Receipt	-25,000,000.00	0.00	0	0.63	0.634	0.00	78,125.00	78,125.00
5/25/15	Invest - Bond Coupon Receipt	-25,000,000.00	0.00	0	0.63	0.634	0.00	78,125.00	78,125.00
7/1/15	Closing Balance	-25,000,000.00	(25,000,000.00)	0	0.63	0.634	0.00	15,625.00	15,625.00
						0.634	0.00	156,250.00	156,250.00
466565 - Raymond James & Associates, Inc. - Tran Type: FHLMC, Start: May 30, 2013, Maturity: May 25, 2018									
7/1/14	Opening Balance	-15,000,000.00	(15,000,000.00)	365	1.13	1.141	0.00	(16,875.00)	(16,875.00)
11/25/14	Invest - Bond Coupon Receipt	-15,000,000.00	0.00	0	1.13	1.141	0.00	84,375.00	84,375.00
5/25/15	Invest - Bond Coupon Receipt	-15,000,000.00	0.00	0	1.13	1.141	0.00	84,375.00	84,375.00
7/1/15	Closing Balance	-15,000,000.00	(15,000,000.00)	0	1.13	1.141	0.00	16,875.00	16,875.00
						1.141	0.00	168,750.00	168,750.00
466778 - First Tennessee - Tran Type: FHLMC, Start: May 31, 2013, Maturity: June 29, 2015									
7/1/14	Opening Balance	-5,000,000.00	(5,000,000.00)	363	0.71	0.723	804.39	(9,138.89)	(8,334.50)
9/27/14	Invest - Bond Coupon Receipt	-5,000,000.00	0.00	0	0.71	0.723	0.00	17,500.00	17,500.00
3/27/15	Invest - Bond Coupon Receipt	-5,000,000.00	0.00	0	0.71	0.723	0.00	17,500.00	17,500.00
6/29/15	Invest - Bond Sale	0.00	5,000,000.00	0	0.71	0.723	0.00	8,944.44	8,944.44
7/1/15	Closing Balance	0.00	0.00	0	0.71	0.713	0.00	0.00	0.00
						0.723	804.39	34,805.55	35,609.94
466779 - Bank of Oklahoma Investments - Tran Type: FHLMC, Start: May 31, 2013, Maturity: September 18, 2017									
7/1/14	Opening Balance	-25,000,000.00	(25,000,000.00)	365	0.92	0.929	5,598.05	(64,375.00)	(58,776.95)
9/18/14	Invest - Bond Coupon Receipt	-25,000,000.00	0.00	0	0.92	0.929	0.00	112,500.00	112,500.00
3/18/15	Invest - Bond Coupon Receipt	-25,000,000.00	0.00	0	0.92	0.929	0.00	112,500.00	112,500.00
7/1/15	Closing Balance	-25,000,000.00	(25,000,000.00)	0	0.92	0.929	(10,753.39)	64,375.00	53,621.61
						0.929	(5,155.34)	225,000.00	219,844.66
468534 - First National Bankers Bank-Arkansas Region - Tran Type: FHLMC, Start: June 12, 2013, Maturity: December 12, 2017									
7/1/14	Opening Balance	-10,000,000.00	(10,000,000.00)	365	0.85	0.862	0.00	(4,486.11)	(4,486.11)

Return on Investment - Detail - AST

Between: July 1, 2014 and July 1, 2015

Printed: June 30, 2015 3:13 pm

Cash Flow Date	Transaction Description	Orig Curr Balance	Local Currency Equivalent ()							
			Principal Movement	Days	Yield	Adj Yield	Premium/ (Discount)	Interest	Total Cost	
Arkansas State Treasury (Con't)										
Federal Home Loan Mortgage Corporation Invest (Con't)										
468534 - First National Bankers Bank-Arkansas Region - Tran Type: FHLMC, Start: June 12, 2013, Maturity: December 12, 2017										
12/12/14	Invest - Bond Coupon Receipt	-10,000,000.00	0.00	0	0.85	0.862	0.00	42,500.00	42,500.00	
6/12/15	Invest - Bond Coupon Receipt	-10,000,000.00	0.00	0	0.85	0.862	0.00	42,500.00	42,500.00	
6/12/15	Invest - Bond Pending Dealer Action C:	-10,000,000.00	0.00	0	0.85	0.862	0.00	0.00	0.00	
7/1/15	Closing Balance	-10,000,000.00	(10,000,000.00)	0	0.85	0.862	0.00	4,486.11	4,486.11	
						0.862	0.00	85,000.00	85,000.00	
470750 - Simmons First Investment Group - Tran Type: FHLMC, Start: June 26, 2013, Maturity: June 26, 2015										
7/1/14	Opening Balance	-10,000,000.00	(10,000,000.00)	360	1.50	1.521	0.00	(2,083.33)	(2,083.33)	
12/26/14	Invest - Bond Coupon Receipt	-10,000,000.00	0.00	0	1.50	1.521	0.00	75,000.00	75,000.00	
6/26/15	Invest - Bond Coupon Receipt	0.00	0.00	0	1.50	1.521	0.00	75,000.00	75,000.00	
6/26/15	Invest - Bond Sale	0.00	10,000,000.00	0	1.50	1.521	0.00	0.00	0.00	
7/1/15	Closing Balance	0.00	0.00	0	1.50	1.500	0.00	0.00	0.00	
						1.521	0.00	147,916.67	147,916.67	
470941 - UBS - Tran Type: FHLMC, Start: June 27, 2013, Maturity: June 29, 2015										
7/1/14	Opening Balance	-10,000,000.00	(10,000,000.00)	363	0.85	0.862	0.00	(944.44)	(944.44)	
12/27/14	Invest - Bond Coupon Receipt	-10,000,000.00	0.00	0	0.85	0.862	0.00	42,500.00	42,500.00	
6/27/15	Invest - Bond Coupon Receipt	-10,000,000.00	0.00	0	0.85	0.862	0.00	42,500.00	42,500.00	
6/29/15	Invest - Bond Sale	0.00	10,000,000.00	0	0.85	0.862	0.00	472.22	472.22	
7/1/15	Closing Balance	0.00	0.00	0	0.85	0.850	0.00	0.00	0.00	
						0.862	0.00	84,527.78	84,527.78	
473104 - Crews & Associates - Tran Type: FHLMC, Start: July 17, 2013, Maturity: April 17, 2015										
7/1/14	Opening Balance	-10,000,000.00	(10,000,000.00)	290	1.55	1.572	0.00	(70,611.11)	(70,611.11)	
7/17/14	Invest - Bond Coupon Receipt	-10,000,000.00	0.00	0	1.55	1.572	0.00	77,500.00	77,500.00	
1/17/15	Invest - Bond Coupon Receipt	-10,000,000.00	0.00	0	1.55	1.572	0.00	77,500.00	77,500.00	
4/17/15	Invest - Bond Sale	0.00	10,000,000.00	0	1.55	1.572	0.00	38,750.00	38,750.00	
7/1/15	Closing Balance	0.00	0.00	0	1.55	1.550	0.00	0.00	0.00	
						1.572	0.00	123,138.89	123,138.89	
473105 - Raymond James & Associates, Inc. - Tran Type: FHLMC, Start: July 17, 2013, Maturity: April 17, 2015										
7/1/14	Opening Balance	-5,500,000.00	(5,500,000.00)	290	1.55	1.572	0.00	(38,836.11)	(38,836.11)	
7/17/14	Invest - Bond Coupon Receipt	-5,500,000.00	0.00	0	1.55	1.572	0.00	42,625.00	42,625.00	
1/17/15	Invest - Bond Coupon Receipt	-5,500,000.00	0.00	0	1.55	1.572	0.00	42,625.00	42,625.00	
4/17/15	Invest - Bond Sale	0.00	5,500,000.00	0	1.55	1.572	0.00	21,312.50	21,312.50	

Return on Investment - Detail - AST

Between: July 1, 2014 and July 1, 2015

Printed: June 30, 2015 3:13 pm

Cash Flow Date	Transaction Description	Orig Curr Balance	Local Currency Equivalent ()							
			Principal Movement	Days	Yield	Adj Yield	Premium/ (Discount)	Interest	Total Cost	
Arkansas State Treasury (Con't)										
Federal Home Loan Mortgage Corporation Invest (Con't)										
473105 - Raymond James & Associates, Inc. - Tran Type: FHLMC, Start: July 17, 2013, Maturity: April 17, 2015										
7/1/15	Closing Balance	0.00	0.00	0	1.55	1.550	0.00	0.00	0.00	
							1.572	0.00	67,726.39	67,726.39
516066 - Delta Trust Investment, Inc. - Tran Type: FHLMC, Start: June 4, 2014, Maturity: May 26, 2015										
7/1/14	Opening Balance	-10,000,000.00	(10,000,000.00)	329	0.56	0.565	(165.81)	(4,994.44)	(5,160.25)	
8/26/14	Invest - Bond Coupon Receipt	-10,000,000.00	0.00	0	0.56	0.565	0.00	13,855.56	13,855.56	
2/26/15	Invest - Bond Coupon Receipt	-10,000,000.00	0.00	0	0.56	0.565	0.00	29,000.00	29,000.00	
5/26/15	Invest - Bond Sale	0.00	10,000,000.00	0	0.56	0.565	0.00	14,500.00	14,500.00	
7/1/15	Closing Balance	0.00	0.00	0	0.56	0.557	0.00	0.00	0.00	
							0.565	(165.81)	52,361.12	52,195.31
548415 - STIFEL NICOLAUS - Tran Type: FHLMC, Start: January 30, 2015, Maturity: April 30, 2015										
7/1/14	Opening Balance	0.00	0.00	0	0.00	0.000	0.00	0.00	0.00	
1/30/15	Invest - Bond Purchase	-10,000,000.00	(10,000,000.00)	90	1.55	1.572	0.00	0.00	0.00	
4/30/15	Invest - Bond Sale	0.00	10,000,000.00	0	1.55	1.572	0.00	38,750.00	38,750.00	
7/1/15	Closing Balance	0.00	0.00	0	1.55	1.550	0.00	0.00	0.00	
							1.572	0.00	38,750.00	38,750.00
569999 - Commerce Bank - Tran Type: FHLMC, Start: June 30, 2015, Maturity: August 15, 2042										
7/1/14	Opening Balance	0.00	0.00	0	0.00	0.000	0.00	0.00	0.00	
6/30/15	Invest - Bond Purchase	-18,981,000.00	(18,981,000.00)	1	3.84	3.898	0.00	(53,515.88)	(53,515.88)	
7/1/15	Closing Balance	-18,981,000.00	(18,981,000.00)	0	3.84	3.898	49.35	286,824.00	286,873.35	
							3.898	49.35	233,308.12	233,357.47
							0.989	(11,385.43)	2,946,353.27	2,934,967.84
Federal National Mortgage Association Invest										
422958 - Morgan Keegan - Tran Type: FNMA, Start: July 17, 2012, Maturity: April 17, 2015										
7/1/14	Opening Balance	-25,000,000.00	(25,000,000.00)	290	1.20	1.217	0.00	(136,740.33)	(136,740.33)	
7/17/14	Invest - Bond Coupon Receipt	-25,000,000.00	0.00	0	1.20	1.217	0.00	150,000.00	150,000.00	
1/17/15	Invest - Bond Coupon Receipt	-25,000,000.00	0.00	0	1.20	1.217	0.00	150,000.00	150,000.00	
4/17/15	Invest - Bond Sale	0.00	25,000,000.00	0	1.20	1.217	0.00	75,000.00	75,000.00	
7/1/15	Closing Balance	0.00	0.00	0	1.20	1.200	0.00	0.00	0.00	
							1.217	0.00	238,259.67	238,259.67
422960 - Crews & Associates - Tran Type: FNMA, Start: July 17, 2012, Maturity: April 17, 2015										

Return on Investment - Detail - AST

Between: July 1, 2014 and July 1, 2015

Printed: June 30, 2015 3:13 pm

Cash Flow Date	Transaction Description	Orig Curr Balance	Local Currency Equivalent ()						
			Principal Movement	Days	Yield	Adj Yield	Premium/ (Discount)	Interest	Total Cost
Arkansas State Treasury (Con't)									
Federal National Mortgage Association Invest (Con't)									
422960 - Crews & Associates - Tran Type: FNMA, Start: July 17, 2012, Maturity: April 17, 2015									
7/1/14	Opening Balance	-15,000,000.00	(15,000,000.00)	290	1.20	1.217	0.00	(82,044.20)	(82,044.20)
7/17/14	Invest - Bond Coupon Receipt	-15,000,000.00	0.00	0	1.20	1.217	0.00	90,000.00	90,000.00
1/17/15	Invest - Bond Coupon Receipt	-15,000,000.00	0.00	0	1.20	1.217	0.00	90,000.00	90,000.00
4/17/15	Invest - Bond Sale	0.00	15,000,000.00	0	1.20	1.217	0.00	45,000.00	45,000.00
7/1/15	Closing Balance	0.00	0.00	0	1.20	1.200	0.00	0.00	0.00
						1.217	0.00	142,955.80	142,955.80
424432 - First National Bankers Bank-Arkansas Region - Tran Type: FNMA, Start: July 26, 2012, Maturity: October 27, 2014									
7/1/14	Opening Balance	-20,000,000.00	(20,000,000.00)	118	1.01	1.024	0.00	(87,049.72)	(87,049.72)
7/26/14	Invest - Bond Coupon Receipt	-20,000,000.00	0.00	0	1.01	1.024	0.00	101,000.00	101,000.00
10/27/14	Invest - Bond Sale	0.00	20,000,000.00	0	1.01	1.024	0.00	52,183.33	52,183.33
7/1/15	Closing Balance	0.00	0.00	0	1.01	1.010	0.00	0.00	0.00
						1.024	0.00	66,133.61	66,133.61
424433 - First National Bankers Bank-Arkansas Region - Tran Type: FNMA, Start: July 26, 2012, Maturity: October 27, 2014									
7/1/14	Opening Balance	-20,000,000.00	(20,000,000.00)	118	1.01	1.024	0.00	(87,049.72)	(87,049.72)
7/26/14	Invest - Bond Coupon Receipt	-20,000,000.00	0.00	0	1.01	1.024	0.00	101,000.00	101,000.00
10/27/14	Invest - Bond Sale	0.00	20,000,000.00	0	1.01	1.024	0.00	52,183.33	52,183.33
7/1/15	Closing Balance	0.00	0.00	0	1.01	1.010	0.00	0.00	0.00
						1.024	0.00	66,133.61	66,133.61
427238 - St. Bernard Financial - Tran Type: FNMA, Start: August 15, 2012, Maturity: August 15, 2017									
7/1/14	Opening Balance	-50,000,000.00	(50,000,000.00)	365	1.01	1.024	0.00	(189,723.76)	(189,723.76)
8/15/14	Invest - Bond Coupon Receipt	-50,000,000.00	0.00	0	1.01	1.024	0.00	252,500.00	252,500.00
2/15/15	Invest - Bond Coupon Receipt	-50,000,000.00	0.00	0	1.01	1.024	0.00	252,500.00	252,500.00
7/1/15	Closing Balance	-50,000,000.00	(50,000,000.00)	0	1.01	1.024	0.00	189,723.76	189,723.76
						1.024	0.00	505,000.00	505,000.00
427239 - St. Bernard Financial - Tran Type: FNMA, Start: August 15, 2012, Maturity: August 15, 2017									
7/1/14	Opening Balance	-50,000,000.00	(50,000,000.00)	365	1.01	1.024	0.00	(189,723.76)	(189,723.76)
8/15/14	Invest - Bond Coupon Receipt	-50,000,000.00	0.00	0	1.01	1.024	0.00	252,500.00	252,500.00
2/15/15	Invest - Bond Coupon Receipt	-50,000,000.00	0.00	0	1.01	1.024	0.00	252,500.00	252,500.00
7/1/15	Closing Balance	-50,000,000.00	(50,000,000.00)	0	1.01	1.024	0.00	189,723.76	189,723.76
						1.024	0.00	505,000.00	505,000.00
429370 - St. Bernard Financial - Tran Type: FNMA, Start: August 28, 2012, Maturity: May 28, 2015									

Return on Investment - Detail - AST

Between: July 1, 2014 and July 1, 2015

Printed: June 30, 2015 3:13 pm

Cash Flow Date	Transaction Description	Orig Curr Balance	Local Currency Equivalent ()							
			Principal Movement	Days	Yield	Adj Yield	Premium/ (Discount)	Interest	Total Cost	
Arkansas State Treasury (Con't)										
Federal National Mortgage Association Invest (Con't)										
429370 - St. Bernard Financial - Tran Type: FNMA, Start: August 28, 2012, Maturity: May 28, 2015										
7/1/14	Opening Balance	-35,000,000.00	(35,000,000.00)	331	1.00	1.014	0.00	(119,583.33)	(119,583.33)	
8/28/14	Invest - Bond Coupon Receipt	-35,000,000.00	0.00	0	1.00	1.014	0.00	175,000.00	175,000.00	
2/28/15	Invest - Bond Coupon Receipt	-35,000,000.00	0.00	0	1.00	1.014	0.00	175,000.00	175,000.00	
5/28/15	Invest - Bond Sale	0.00	35,000,000.00	0	1.00	1.014	0.00	87,500.00	87,500.00	
7/1/15	Closing Balance	0.00	0.00	0	1.00	1.000	0.00	0.00	0.00	
							1.014	0.00	317,916.67	317,916.67
429371 - St. Bernard Financial - Tran Type: FNMA, Start: August 28, 2012, Maturity: May 28, 2015										
7/1/14	Opening Balance	-35,000,000.00	(35,000,000.00)	331	1.00	1.014	0.00	(119,583.33)	(119,583.33)	
8/28/14	Invest - Bond Coupon Receipt	-35,000,000.00	0.00	0	1.00	1.014	0.00	175,000.00	175,000.00	
2/28/15	Invest - Bond Coupon Receipt	-35,000,000.00	0.00	0	1.00	1.014	0.00	175,000.00	175,000.00	
5/28/15	Invest - Bond Sale	0.00	35,000,000.00	0	1.00	1.014	0.00	87,500.00	87,500.00	
7/1/15	Closing Balance	0.00	0.00	0	1.00	1.000	0.00	0.00	0.00	
							1.014	0.00	317,916.67	317,916.67
429374 - Morgan Keegan - Tran Type: FNMA, Start: August 28, 2012, Maturity: May 28, 2015										
7/1/14	Opening Balance	-25,000,000.00	(25,000,000.00)	331	1.10	1.115	0.00	(93,958.33)	(93,958.33)	
8/28/14	Invest - Bond Coupon Receipt	-25,000,000.00	0.00	0	1.10	1.115	0.00	137,500.00	137,500.00	
2/28/15	Invest - Bond Coupon Receipt	-25,000,000.00	0.00	0	1.10	1.115	0.00	137,500.00	137,500.00	
5/28/15	Invest - Bond Sale	0.00	25,000,000.00	0	1.10	1.115	0.00	68,750.00	68,750.00	
7/1/15	Closing Balance	0.00	0.00	0	1.10	1.100	0.00	0.00	0.00	
							1.115	0.00	249,791.67	249,791.67
433458 - Morgan Keegan - Tran Type: FNMA, Start: September 27, 2012, Maturity: September 27, 2017										
7/1/14	Opening Balance	-25,000,000.00	(25,000,000.00)	365	1.07	1.085	0.00	(69,782.61)	(69,782.61)	
9/27/14	Invest - Bond Coupon Receipt	-25,000,000.00	0.00	0	1.07	1.085	0.00	133,750.00	133,750.00	
3/27/15	Invest - Bond Coupon Receipt	-25,000,000.00	0.00	0	1.07	1.085	0.00	133,750.00	133,750.00	
7/1/15	Closing Balance	-25,000,000.00	(25,000,000.00)	0	1.07	1.085	0.00	69,782.61	69,782.61	
							1.085	0.00	267,500.00	267,500.00
433459 - St. Bernard Financial - Tran Type: FNMA, Start: September 27, 2012, Maturity: September 27, 2017										
7/1/14	Opening Balance	-25,000,000.00	(25,000,000.00)	365	1.02	1.034	0.00	(66,521.74)	(66,521.74)	
9/27/14	Invest - Bond Coupon Receipt	-25,000,000.00	0.00	0	1.02	1.034	0.00	127,500.00	127,500.00	
3/27/15	Invest - Bond Coupon Receipt	-25,000,000.00	0.00	0	1.02	1.034	0.00	127,500.00	127,500.00	
7/1/15	Closing Balance	-25,000,000.00	(25,000,000.00)	0	1.02	1.034	0.00	66,521.74	66,521.74	

Return on Investment - Detail - AST

Between: July 1, 2014 and July 1, 2015

Printed: June 30, 2015 3:13 pm

Cash Flow Date	Transaction Description	Orig Curr Balance	Local Currency Equivalent ()							
			Principal Movement	Days	Yield	Adj Yield	Premium/ (Discount)	Interest	Total Cost	
Arkansas State Treasury (Con't)										
Federal National Mortgage Association Invest (Con't)										
433460 - St. Bernard Financial - Tran Type: FNMA, Start: September 27, 2012, Maturity: September 27, 2017							1.034	0.00	255,000.00	255,000.00
7/1/14	Opening Balance	-25,000,000.00	(25,000,000.00)	365	1.02	1.034	0.00	(66,521.74)	(66,521.74)	
9/27/14	Invest - Bond Coupon Receipt	-25,000,000.00	0.00	0	1.02	1.034	0.00	127,500.00	127,500.00	
3/27/15	Invest - Bond Coupon Receipt	-25,000,000.00	0.00	0	1.02	1.034	0.00	127,500.00	127,500.00	
7/1/15	Closing Balance	-25,000,000.00	(25,000,000.00)	0	1.02	1.034	0.00	66,521.74	66,521.74	
433461 - St. Bernard Financial - Tran Type: FNMA, Start: September 27, 2012, Maturity: September 27, 2017							1.034	0.00	255,000.00	255,000.00
7/1/14	Opening Balance	-25,000,000.00	(25,000,000.00)	365	1.00	1.014	0.00	(65,217.39)	(65,217.39)	
9/27/14	Invest - Bond Coupon Receipt	-25,000,000.00	0.00	0	1.00	1.014	0.00	125,000.00	125,000.00	
3/27/15	Invest - Bond Coupon Receipt	-25,000,000.00	0.00	0	1.00	1.014	0.00	125,000.00	125,000.00	
7/1/15	Closing Balance	-25,000,000.00	(25,000,000.00)	0	1.00	1.014	0.00	65,217.39	65,217.39	
441643 - Simmons First Investment Group - Tran Type: FNMA, Start: November 29, 2012, Maturity: November 29, 2017							1.014	0.00	250,000.00	250,000.00
7/1/14	Opening Balance	-15,000,000.00	(15,000,000.00)	365	1.03	1.044	0.00	(13,854.62)	(13,854.62)	
11/29/14	Invest - Bond Coupon Receipt	-15,000,000.00	0.00	0	1.03	1.044	0.00	77,250.00	77,250.00	
5/29/15	Invest - Bond Coupon Receipt	-15,000,000.00	0.00	0	1.03	1.044	0.00	77,250.00	77,250.00	
7/1/15	Closing Balance	-15,000,000.00	(15,000,000.00)	0	1.03	1.044	0.00	13,854.62	13,854.62	
449391 - Simmons First Investment Group - Tran Type: FNMA, Start: January 30, 2013, Maturity: January 30, 2018							1.044	0.00	154,500.00	154,500.00
7/1/14	Opening Balance	-25,000,000.00	(25,000,000.00)	365	1.03	1.044	0.00	(108,121.55)	(108,121.55)	
7/30/14	Invest - Bond Coupon Receipt	-25,000,000.00	0.00	0	1.03	1.044	0.00	128,750.00	128,750.00	
1/30/15	Invest - Bond Coupon Receipt	-25,000,000.00	0.00	0	1.03	1.044	0.00	128,750.00	128,750.00	
7/1/15	Closing Balance	-25,000,000.00	(25,000,000.00)	0	1.03	1.044	0.00	108,121.55	108,121.55	
449392 - First National Bankers Bank-Arkansas Region - Tran Type: FNMA, Start: January 30, 2013, Maturity: January 30, 2018							1.044	0.00	257,500.00	257,500.00
7/1/14	Opening Balance	-6,000,000.00	(6,000,000.00)	365	1.02	1.034	0.00	(25,697.24)	(25,697.24)	
7/30/14	Invest - Bond Coupon Receipt	-6,000,000.00	0.00	0	1.02	1.034	0.00	30,600.00	30,600.00	
1/30/15	Invest - Bond Coupon Receipt	-6,000,000.00	0.00	0	1.02	1.034	0.00	30,600.00	30,600.00	
7/1/15	Closing Balance	-6,000,000.00	(6,000,000.00)	0	1.02	1.034	0.00	25,697.24	25,697.24	
449612 - Bank of Oklahoma Investments - Tran Type: FNMA, Start: January 30, 2013, Maturity: January 30, 2018							1.034	0.00	61,200.00	61,200.00

Return on Investment - Detail - AST

Between: July 1, 2014 and July 1, 2015

Printed: June 30, 2015 3:13 pm

Cash Flow Date	Transaction Description	Orig Curr Balance	Local Currency Equivalent ()							
			Principal Movement	Days	Yield	Adj Yield	Premium/ (Discount)	Interest	Total Cost	
Arkansas State Treasury (Con't)										
Federal National Mortgage Association Invest (Con't)										
449612 - Bank of Oklahoma Invesments - Tran Type: FNMA, Start: January 30, 2013, Maturity: January 30, 2018										
7/1/14	Opening Balance	-11,200,000.00	(11,200,000.00)	365	1.05	1.065	0.00	(49,379.01)	(49,379.01)	
7/30/14	Invest - Bond Coupon Receipt	-11,200,000.00	0.00	0	1.05	1.065	0.00	58,800.00	58,800.00	
1/30/15	Invest - Bond Coupon Receipt	-11,200,000.00	0.00	0	1.05	1.065	0.00	58,800.00	58,800.00	
7/1/15	Closing Balance	-11,200,000.00	(11,200,000.00)	0	1.05	1.065	0.00	49,379.01	49,379.01	
							1.065	0.00	117,600.00	117,600.00
454565 - Institutional Investment Securities - Tran Type: FNMA, Start: March 7, 2013, Maturity: January 30, 2018										
7/1/14	Opening Balance	-10,000,000.00	(10,000,000.00)	365	1.02	1.034	0.00	(43,066.67)	(43,066.67)	
7/30/14	Invest - Bond Coupon Receipt	-10,000,000.00	0.00	0	1.02	1.034	0.00	51,000.00	51,000.00	
1/30/15	Invest - Bond Coupon Receipt	-10,000,000.00	0.00	0	1.02	1.034	0.00	51,000.00	51,000.00	
7/1/15	Closing Balance	-10,000,000.00	(10,000,000.00)	0	1.02	1.034	0.00	43,066.67	43,066.67	
							1.034	0.00	102,000.00	102,000.00
455772 - UBS - Tran Type: FNMA, Start: March 18, 2013, Maturity: May 21, 2015										
7/1/14	Opening Balance	-10,000,000.00	(10,000,000.00)	324	0.80	0.811	0.00	(28,888.89)	(28,888.89)	
8/21/14	Invest - Bond Coupon Receipt	-10,000,000.00	0.00	0	0.80	0.811	0.00	40,000.00	40,000.00	
2/21/15	Invest - Bond Coupon Receipt	-10,000,000.00	0.00	0	0.80	0.811	0.00	40,000.00	40,000.00	
5/21/15	Invest - Bond Sale	0.00	10,000,000.00	0	0.80	0.811	0.00	20,000.00	20,000.00	
7/1/15	Closing Balance	0.00	0.00	0	0.80	0.800	0.00	0.00	0.00	
							0.811	0.00	71,111.11	71,111.11
455776 - Vining Sparks - Tran Type: FNMA, Start: March 20, 2013, Maturity: March 20, 2018										
7/1/14	Opening Balance	-20,000,000.00	(20,000,000.00)	365	1.13	1.143	504.91	(63,125.00)	(62,620.09)	
9/20/14	Invest - Bond Coupon Receipt	-20,000,000.00	0.00	0	1.13	1.143	0.00	112,500.00	112,500.00	
3/20/15	Invest - Bond Coupon Receipt	-20,000,000.00	0.00	0	1.13	1.143	0.00	112,500.00	112,500.00	
7/1/15	Closing Balance	-20,000,000.00	(20,000,000.00)	0	1.13	1.143	(899.21)	63,125.00	62,225.79	
							1.143	(394.30)	225,000.00	224,605.70
457225 - Bank of Oklahoma Invesments - Tran Type: FNMA, Start: March 26, 2013, Maturity: June 26, 2015										
7/1/14	Opening Balance	-10,000,000.00	(10,000,000.00)	360	0.65	0.659	0.00	(17,152.78)	(17,152.78)	
9/26/14	Invest - Bond Coupon Receipt	-10,000,000.00	0.00	0	0.65	0.659	0.00	32,500.00	32,500.00	
3/26/15	Invest - Bond Coupon Receipt	-10,000,000.00	0.00	0	0.65	0.659	0.00	32,500.00	32,500.00	
6/26/15	Invest - Bond Sale	0.00	10,000,000.00	0	0.65	0.659	0.00	16,250.00	16,250.00	
7/1/15	Closing Balance	0.00	0.00	0	0.65	0.650	0.00	0.00	0.00	
							0.659	0.00	64,097.22	64,097.22

Return on Investment - Detail - AST

Between: July 1, 2014 and July 1, 2015

Printed: June 30, 2015 3:13 pm

Cash Flow Date	Transaction Description	Orig Curr Balance	Local Currency Equivalent ()							
			Principal Movement	Days	Yield	Adj Yield	Premium/ (Discount)	Interest	Total Cost	
Arkansas State Treasury (Con't)										
Federal National Mortgage Association Invest (Con't)										
457434 - First National Bankers Bank-Arkansas Region - Tran Type: FNMA, Start: March 27, 2013, Maturity: March 27, 2018										
7/1/14	Opening Balance	-2,000,000.00	(2,000,000.00)	365	1.06	1.075	248.58	(5,483.33)	(5,234.75)	
9/27/14	Invest - Bond Coupon Receipt	-2,000,000.00	0.00	0	1.06	1.075	0.00	10,500.00	10,500.00	
3/27/15	Invest - Bond Coupon Receipt	-2,000,000.00	0.00	0	1.06	1.075	0.00	10,500.00	10,500.00	
7/1/15	Closing Balance	-2,000,000.00	(2,000,000.00)	0	1.06	1.075	(445.72)	5,483.33	5,037.61	
							1.075	(197.14)	21,000.00	20,802.86
459533 - UBS - Tran Type: FNMA, Start: April 11, 2013, Maturity: April 11, 2017										
7/1/14	Opening Balance	-5,000,000.00	(5,000,000.00)	365	0.80	0.811	0.00	(8,888.89)	(8,888.89)	
10/11/14	Invest - Bond Coupon Receipt	-5,000,000.00	0.00	0	0.80	0.811	0.00	20,000.00	20,000.00	
4/11/15	Invest - Bond Coupon Receipt	-5,000,000.00	0.00	0	0.80	0.811	0.00	20,000.00	20,000.00	
7/1/15	Closing Balance	-5,000,000.00	(5,000,000.00)	0	0.80	0.811	0.00	8,888.89	8,888.89	
							0.811	0.00	40,000.00	40,000.00
460606 - UBS - Tran Type: FNMA, Start: April 18, 2013, Maturity: October 20, 2014										
7/1/14	Opening Balance	-5,000,000.00	(5,000,000.00)	111	0.55	0.558	0.00	(5,576.39)	(5,576.39)	
10/18/14	Invest - Bond Coupon Receipt	-5,000,000.00	0.00	0	0.55	0.558	0.00	13,750.00	13,750.00	
10/20/14	Invest - Bond Sale	0.00	5,000,000.00	0	0.55	0.558	0.00	152.78	152.78	
7/1/15	Closing Balance	0.00	0.00	0	0.55	0.550	0.00	0.00	0.00	
							0.558	0.00	8,326.39	8,326.39
464891 - UBS - Tran Type: FNMA, Start: May 17, 2013, Maturity: May 8, 2017										
7/1/14	Opening Balance	-4,650,000.00	(4,650,000.00)	365	0.75	0.760	0.00	(5,134.38)	(5,134.38)	
11/8/14	Invest - Bond Coupon Receipt	-4,650,000.00	0.00	0	0.75	0.760	0.00	17,437.50	17,437.50	
5/8/15	Invest - Bond Coupon Receipt	-4,650,000.00	0.00	0	0.75	0.760	0.00	17,437.50	17,437.50	
7/1/15	Closing Balance	-4,650,000.00	(4,650,000.00)	0	0.75	0.760	0.00	5,134.38	5,134.38	
							0.760	0.00	34,875.00	34,875.00
465486 - Raymond James & Associates, Inc. - Tran Type: FNMA, Start: May 22, 2013, Maturity: November 22, 2016										
7/1/14	Opening Balance	-2,000,000.00	(2,000,000.00)	365	0.52	0.527	0.00	(1,130.43)	(1,130.43)	
11/22/14	Invest - Bond Coupon Receipt	-2,000,000.00	0.00	0	0.52	0.527	0.00	5,200.00	5,200.00	
5/22/15	Invest - Bond Coupon Receipt	-2,000,000.00	0.00	0	0.52	0.527	0.00	5,200.00	5,200.00	
7/1/15	Closing Balance	-2,000,000.00	(2,000,000.00)	0	0.52	0.527	0.00	1,130.43	1,130.43	
							0.527	0.00	10,400.00	10,400.00
466099 - First National Bankers Bank-Arkansas Region - Tran Type: FNMA, Start: May 28, 2013, Maturity: November 28, 2017										
7/1/14	Opening Balance	-13,450,000.00	(13,450,000.00)	365	0.82	0.828	1,103.49	(9,941.30)	(8,837.81)	

Return on Investment - Detail - AST

Between: July 1, 2014 and July 1, 2015

Printed: June 30, 2015 3:13 pm

Cash Flow Date	Transaction Description	Orig Curr Balance	Local Currency Equivalent ()							
			Principal Movement	Days	Yield	Adj Yield	Premium/ (Discount)	Interest	Total Cost	
Arkansas State Treasury (Con't)										
Federal National Mortgage Association Invest (Con't)										
466099 - First National Bankers Bank-Arkansas Region - Tran Type: FNMA, Start: May 28, 2013, Maturity: November 28, 2017										
11/28/14	Invest - Bond Coupon Receipt	-13,450,000.00	0.00	0	0.82	0.828	0.00	53,800.00	53,800.00	
5/28/15	Invest - Bond Coupon Receipt	-13,450,000.00	0.00	0	0.82	0.828	0.00	53,800.00	53,800.00	
7/1/15	Closing Balance	-13,450,000.00	(13,450,000.00)	0	0.82	0.828	(1,103.58)	9,941.30	8,837.72	
							0.828	(0.09)	107,600.00	107,599.91
466100 - First National Bankers Bank-Arkansas Region - Tran Type: FNMA, Start: May 28, 2013, Maturity: August 28, 2017										
7/1/14	Opening Balance	-10,000,000.00	(10,000,000.00)	365	0.76	0.773	579.42	(25,483.43)	(24,904.01)	
8/28/14	Invest - Bond Coupon Receipt	-10,000,000.00	0.00	0	0.76	0.773	0.00	37,500.00	37,500.00	
2/28/15	Invest - Bond Coupon Receipt	-10,000,000.00	0.00	0	0.76	0.773	0.00	37,500.00	37,500.00	
7/1/15	Closing Balance	-10,000,000.00	(10,000,000.00)	0	0.76	0.773	(579.45)	25,483.43	24,903.98	
							0.773	(0.03)	75,000.00	74,999.97
466549 - First National Bankers Bank-Arkansas Region - Tran Type: FNMA, Start: May 30, 2013, Maturity: May 25, 2018										
7/1/14	Opening Balance	-12,375,000.00	(12,375,000.00)	365	1.14	1.151	1,328.30	(13,921.88)	(12,593.58)	
11/25/14	Invest - Bond Coupon Receipt	-12,375,000.00	0.00	0	1.14	1.151	0.00	69,609.38	69,609.38	
5/25/15	Invest - Bond Coupon Receipt	-12,375,000.00	0.00	0	1.14	1.151	0.00	69,609.38	69,609.38	
7/1/15	Closing Balance	-12,375,000.00	(12,375,000.00)	0	1.14	1.151	(2,551.42)	13,921.88	11,370.46	
							1.151	(1,223.12)	139,218.76	137,995.64
467641 - Simmons First Investment Group - Tran Type: FNMA, Start: June 6, 2013, Maturity: June 8, 2015										
7/1/14	Opening Balance	-5,000,000.00	(5,000,000.00)	342	0.55	0.558	0.00	(8,784.72)	(8,784.72)	
9/6/14	Invest - Bond Coupon Receipt	-5,000,000.00	0.00	0	0.55	0.558	0.00	13,750.00	13,750.00	
3/6/15	Invest - Bond Coupon Receipt	-5,000,000.00	0.00	0	0.55	0.558	0.00	13,750.00	13,750.00	
6/8/15	Invest - Bond Sale	0.00	5,000,000.00	0	0.55	0.558	0.00	7,027.78	7,027.78	
7/1/15	Closing Balance	0.00	0.00	0	0.55	0.550	0.00	0.00	0.00	
							0.558	0.00	25,743.06	25,743.06
468741 - Delta Inv - Tran Type: FNMA, Start: June 19, 2013, Maturity: June 19, 2015										
7/1/14	Opening Balance	-5,000,000.00	(5,000,000.00)	353	0.75	0.760	0.00	(1,250.00)	(1,250.00)	
12/19/14	Invest - Bond Coupon Receipt	-5,000,000.00	0.00	0	0.75	0.760	0.00	18,750.00	18,750.00	
6/19/15	Invest - Bond Coupon Receipt	0.00	0.00	0	0.75	0.760	0.00	18,750.00	18,750.00	
6/19/15	Invest - Bond Sale	0.00	5,000,000.00	0	0.75	0.760	0.00	0.00	0.00	
7/1/15	Closing Balance	0.00	0.00	0	0.75	0.750	0.00	0.00	0.00	
							0.760	0.00	36,250.00	36,250.00
471575 - Vining Sparks - Tran Type: FNMA, Start: July 8, 2013, Maturity: October 22, 2015										

Return on Investment - Detail - AST

Between: July 1, 2014 and July 1, 2015

Printed: June 30, 2015 3:13 pm

Cash Flow Date	Transaction Description	Orig Curr Balance	Local Currency Equivalent ()							
			Principal Movement	Days	Yield	Adj Yield	Premium/ (Discount)	Interest	Total Cost	
Arkansas State Treasury (Con't)										
Federal National Mortgage Association Invest (Con't)										
471575 - Vining Sparks - Tran Type: FNMA, Start: July 8, 2013, Maturity: October 22, 2015										
7/1/14	Opening Balance	-10,000,000.00	(10,000,000.00)	365	0.69	0.695	17,713.20	(9,583.33)	8,129.87	
10/22/14	Invest - Bond Coupon Receipt	-10,000,000.00	0.00	0	0.69	0.695	0.00	25,000.00	25,000.00	
4/22/15	Invest - Bond Coupon Receipt	-10,000,000.00	0.00	0	0.69	0.695	0.00	25,000.00	25,000.00	
7/1/15	Closing Balance	-10,000,000.00	(10,000,000.00)	0	0.69	0.695	(35,810.42)	9,583.33	(26,227.09)	
							0.695	(18,097.22)	50,000.00	31,902.78
474735 - Raymond James & Associates, Inc. - Tran Type: FNMA, Start: March 26, 2013, Maturity: October 30, 2017										
7/1/14	Opening Balance	-15,000,000.00	(15,000,000.00)	365	0.85	0.862	0.00	(21,604.17)	(21,604.17)	
10/30/14	Invest - Bond Coupon Receipt	-15,000,000.00	0.00	0	0.85	0.862	0.00	63,750.00	63,750.00	
4/30/15	Invest - Bond Coupon Receipt	-15,000,000.00	0.00	0	0.85	0.862	0.00	63,750.00	63,750.00	
7/1/15	Closing Balance	-15,000,000.00	(15,000,000.00)	0	0.85	0.862	0.00	21,604.17	21,604.17	
							0.862	0.00	127,500.00	127,500.00
474736 - First National Bankers Bank-Arkansas Region - Tran Type: FNMA, Start: March 5, 2013, Maturity: October 30, 2017										
7/1/14	Opening Balance	-20,000,000.00	(20,000,000.00)	365	0.86	0.873	2,799.50	(28,805.56)	(26,006.06)	
10/30/14	Invest - Bond Coupon Receipt	-20,000,000.00	0.00	0	0.86	0.873	0.00	85,000.00	85,000.00	
4/30/15	Invest - Bond Coupon Receipt	-20,000,000.00	0.00	0	0.86	0.873	0.00	85,000.00	85,000.00	
7/1/15	Closing Balance	-20,000,000.00	(20,000,000.00)	0	0.86	0.873	(4,917.03)	28,805.56	23,888.53	
							0.873	(2,117.53)	170,000.00	167,882.47
480288 - UBS - Tran Type: FNMA, Start: September 9, 2013, Maturity: December 21, 2015										
7/1/14	Opening Balance	-5,000,000.00	(5,000,000.00)	365	0.51	0.520	5,480.42	(520.83)	4,959.59	
12/21/14	Invest - Bond Coupon Receipt	-5,000,000.00	0.00	0	0.51	0.520	0.00	9,375.00	9,375.00	
6/21/15	Invest - Bond Coupon Receipt	-5,000,000.00	0.00	0	0.51	0.520	0.00	9,375.00	9,375.00	
7/1/15	Closing Balance	-5,000,000.00	(5,000,000.00)	0	0.51	0.520	(12,245.48)	520.83	(11,724.65)	
							0.520	(6,765.06)	18,750.00	11,984.94
482506 - First National Bankers Bank-Arkansas Region - Tran Type: FNMA, Start: March 25, 2013, Maturity: September 25, 2017										
7/1/14	Opening Balance	-13,000,000.00	(13,000,000.00)	365	1.00	1.014	0.00	(34,666.67)	(34,666.67)	
9/25/14	Invest - Bond Coupon Receipt	-13,000,000.00	0.00	0	1.00	1.014	0.00	65,000.00	65,000.00	
3/25/15	Invest - Bond Coupon Receipt	-13,000,000.00	0.00	0	1.00	1.014	0.00	65,000.00	65,000.00	
7/1/15	Closing Balance	-13,000,000.00	(13,000,000.00)	0	1.00	1.014	0.00	34,666.67	34,666.67	
							1.014	0.00	130,000.00	130,000.00
511229 - Commerce Bank - Tran Type: FNMA, Start: April 30, 2014, Maturity: October 26, 2017										
7/1/14	Opening Balance	-20,000,000.00	(20,000,000.00)	365	1.18	1.197	9,902.47	(31,597.22)	(21,694.75)	

Return on Investment - Detail - AST

Between: July 1, 2014 and July 1, 2015

Printed: June 30, 2015 3:13 pm

Cash Flow Date	Transaction Description	Orig Curr Balance	Local Currency Equivalent ()						
			Principal Movement	Days	Yield	Adj Yield	Premium/ (Discount)	Interest	Total Cost
Arkansas State Treasury (Con't)									
Federal National Mortgage Association Invest (Con't)									
511229 - Commerce Bank - Tran Type: FNMA, Start: April 30, 2014, Maturity: October 26, 2017									
10/26/14	Invest - Bond Coupon Receipt	-20,000,000.00	0.00	0	1.18	1.197	0.00	87,500.00	87,500.00
4/26/15	Invest - Bond Coupon Receipt	-20,000,000.00	0.00	0	1.18	1.197	0.00	87,500.00	87,500.00
7/1/15	Closing Balance	-20,000,000.00	(20,000,000.00)	0	1.18	1.197	(68,444.61)	31,597.22	(36,847.39)
						1.197	(58,542.14)	175,000.00	116,457.86
569801 - First National Bankers Bank-Arkansas Region - Tran Type: FNMA, Start: June 15, 2015, Maturity: January 17, 2045									
7/1/14	Opening Balance	0.00	0.00	0	0.00	0.000	0.00	0.00	0.00
6/15/15	Invest - Bond Purchase	-22,925,258.00	(22,925,258.00)	16	2.08	2.105	0.00	(17,483.18)	(17,483.18)
7/1/15	Closing Balance	-22,925,258.00	(22,925,258.00)	0	2.08	2.105	(1,201.51)	208,874.57	207,673.06
						2.105	(1,201.51)	191,391.39	190,189.88
569802 - Crews & Associates - Tran Type: FNMA, Start: June 11, 2015, Maturity: September 26, 2039									
7/1/14	Opening Balance	0.00	0.00	0	0.00	0.000	0.00	0.00	0.00
6/11/15	Invest - Bond Purchase	-32,557,026.93	(32,557,026.93)	20	2.87	2.912	0.00	(26,541.96)	(26,541.96)
7/1/15	Closing Balance	-32,557,026.93	(32,557,026.93)	0	2.87	2.912	0.00	257,743.13	257,743.13
						2.912	0.00	231,201.17	231,201.17
569804 - Commerce Bank - Tran Type: FNMA, Start: June 15, 2015, Maturity: June 26, 2045									
7/1/14	Opening Balance	0.00	0.00	0	0.00	0.000	0.00	0.00	0.00
6/15/15	Invest - Bond Purchase	-10,029,000.00	(10,029,000.00)	16	2.02	2.047	0.00	(7,704.95)	(7,704.95)
6/26/15	Invest - Bond Coupon Receipt	-10,029,000.00	0.00	0	2.02	2.047	0.00	100,290.00	100,290.00
7/1/15	Closing Balance	-10,029,000.00	(10,029,000.00)	0	2.02	2.047	(240.13)	2,785.83	2,545.70
						2.047	(240.13)	95,370.88	95,130.75
569805 - Vining Sparks - Tran Type: FNMA, Start: June 15, 2015, Maturity: June 26, 2045									
7/1/14	Opening Balance	0.00	0.00	0	0.00	0.000	0.00	0.00	0.00
6/15/15	Invest - Bond Purchase	-11,000,000.00	(11,000,000.00)	16	2.02	2.048	0.00	(8,450.93)	(8,450.93)
6/26/15	Invest - Bond Coupon Receipt	-11,000,000.00	0.00	0	2.02	2.048	0.00	110,000.00	110,000.00
7/1/15	Closing Balance	-11,000,000.00	(11,000,000.00)	0	2.02	2.048	(263.38)	3,055.56	2,792.18
						2.048	(263.38)	104,604.63	104,341.25
569806 - Commerce Bank - Tran Type: FNMA, Start: June 12, 2015, Maturity: September 26, 2039									
7/1/14	Opening Balance	0.00	0.00	0	0.00	0.000	0.00	0.00	0.00
6/12/15	Invest - Bond Purchase	-7,728,849.00	(7,728,849.00)	19	2.87	2.911	0.00	(5,461.16)	(5,461.16)
7/1/15	Closing Balance	-7,728,849.00	(7,728,849.00)	0	2.87	2.911	(3,182.39)	61,186.72	58,004.33
						2.911	(3,182.39)	55,725.56	52,543.17

Return on Investment - Detail - AST

Between: July 1, 2014 and July 1, 2015

Printed: June 30, 2015 3:13 pm

Cash Flow Date	Transaction Description	Orig Curr Balance	Local Currency Equivalent ()							
			Principal Movement	Days	Yield	Adj Yield	Premium/ (Discount)	Interest	Total Cost	
Arkansas State Treasury (Con't)										
Federal National Mortgage Association							1.015	(92,224.04)	6,337,572.87	6,245,348.83
FHLB STRNT Invest										
451356 - Vining Sparks - Tran Type: FHLB STRNT, Start: February 13, 2013, Maturity: November 13, 2014										
7/1/14	Opening Balance	-15,000,000.00	(15,000,000.00)	43	0.50	1.168	0.00	(12,982.34)	(12,982.34)	
8/13/14	Invest - FRN Rate Reneg/Aggregate	-15,000,000.00	0.00	92	0.50	1.168	0.00	0.00	0.00	
8/13/14	Invest - FRN Coupon Receipt	-15,000,000.00	0.00	0	0.50	1.168	0.00	24,375.00	24,375.00	
11/13/14	Invest - FRN Coupon Receipt	0.00	0.00	0	0.50	1.168	0.00	26,250.00	26,250.00	
11/13/14	Invest - FRN Sale	0.00	15,000,000.00	0	0.50	1.168	0.00	0.00	0.00	
7/1/15	Closing Balance	0.00	0.00	0	0.50	1.150	0.00	0.00	0.00	
							1.168	0.00	37,642.66	37,642.66
466104 - STIFEL NICOLAUS - Tran Type: FHLB STRNT, Start: May 29, 2013, Maturity: May 25, 2018										
7/1/14	Opening Balance	-25,000,000.00	(25,000,000.00)	147	0.85	1.623	(12,860.10)	(18,851.90)	(31,712.00)	
11/25/14	Invest - FRN Rate Reneg/Aggregate	-25,000,000.00	0.00	181	0.85	1.623	0.00	0.00	0.00	
11/25/14	Invest - FRN Coupon Receipt	-25,000,000.00	0.00	0	0.85	1.623	0.00	93,750.00	93,750.00	
5/25/15	Invest - FRN Rate Reneg/Aggregate	-25,000,000.00	0.00	37	0.85	1.623	0.00	0.00	0.00	
5/25/15	Invest - FRN Coupon Receipt	-25,000,000.00	0.00	0	0.85	1.623	0.00	93,750.00	93,750.00	
7/1/15	Closing Balance	-25,000,000.00	(25,000,000.00)	0	0.85	1.623	12,860.10	18,851.90	31,712.00	
							1.623	0.00	187,500.00	187,500.00
466105 - Vining Sparks - Tran Type: FHLB STRNT, Start: May 29, 2013, Maturity: May 29, 2018										
7/1/14	Opening Balance	-25,000,000.00	(25,000,000.00)	151	0.78	1.551	(4,069.74)	(16,813.86)	(20,883.60)	
11/29/14	Invest - FRN Rate Reneg/Aggregate	-25,000,000.00	0.00	181	0.78	1.551	0.00	0.00	0.00	
11/29/14	Invest - FRN Coupon Receipt	-25,000,000.00	0.00	0	0.78	1.551	0.00	93,750.00	93,750.00	
5/29/15	Invest - FRN Rate Reneg/Aggregate	-25,000,000.00	0.00	33	0.78	1.551	0.00	0.00	0.00	
5/29/15	Invest - FRN Coupon Receipt	-25,000,000.00	0.00	0	0.78	1.551	0.00	93,750.00	93,750.00	
7/1/15	Closing Balance	-25,000,000.00	(25,000,000.00)	0	0.78	1.677	(8,998.92)	19,616.17	10,617.25	
							1.551	(13,068.66)	190,302.31	177,233.65
468745 - Delta Inv - Tran Type: FHLB STRNT, Start: June 20, 2013, Maturity: June 20, 2018										
7/1/14	Opening Balance	-25,000,000.00	(25,000,000.00)	174	1.00	2.028	0.00	(7,638.89)	(7,638.89)	
12/22/14	Invest - FRN Rate Reneg/Aggregate	-25,000,000.00	0.00	182	1.00	2.028	0.00	0.00	0.00	
12/22/14	Invest - FRN Coupon Receipt	-25,000,000.00	0.00	0	1.00	2.028	0.00	126,388.89	126,388.89	
6/22/15	Invest - FRN Rate Reneg/Aggregate	-25,000,000.00	0.00	9	1.00	2.028	0.00	0.00	0.00	
6/22/15	Invest - FRN Coupon Receipt	-25,000,000.00	0.00	0	1.00	2.028	0.00	125,000.00	125,000.00	
7/1/15	Closing Balance	-25,000,000.00	(25,000,000.00)	0	1.00	2.028	0.00	6,250.00	6,250.00	

Return on Investment - Detail - AST

Between: July 1, 2014 and July 1, 2015

Printed: June 30, 2015 3:13 pm

Cash Flow Date	Transaction Description	Orig Curr Balance	Local Currency Equivalent ()							
			Principal Movement	Days	Yield	Adj Yield	Premium/ (Discount)	Interest	Total Cost	
Arkansas State Treasury (Con't)										
FHLB STRNT Invest (Con't)										
470751 - STIFEL NICOLAUS - Tran Type: FHLB STRNT, Start: June 26, 2013, Maturity: June 26, 2015							2.028	0.00	250,000.00	250,000.00
7/1/14	Opening Balance	-25,000,000.00	(25,000,000.00)	178	0.75	1.521	0.00	(2,604.17)	(2,604.17)	
12/26/14	Invest - FRN Rate Reneg/Aggregate	-25,000,000.00	0.00	182	0.75	1.521	0.00	0.00	0.00	
12/26/14	Invest - FRN Coupon Receipt	-25,000,000.00	0.00	0	0.75	1.521	0.00	93,750.00	93,750.00	
6/26/15	Invest - FRN Coupon Receipt	0.00	0.00	0	0.75	1.521	0.00	93,750.00	93,750.00	
6/26/15	Invest - FRN Sale	0.00	25,000,000.00	0	0.75	1.521	0.00	0.00	0.00	
7/1/15	Closing Balance	0.00	0.00	0	0.75	1.500	0.00	0.00	0.00	
							1.521	0.00	184,895.83	184,895.83
470756 - Stephens, Inc. - Tran Type: FHLB STRNT, Start: June 27, 2013, Maturity: March 27, 2015										
7/1/14	Opening Balance	-25,000,000.00	(25,000,000.00)	181	1.25	2.535	0.00	(3,472.22)	(3,472.22)	
12/29/14	Invest - FRN Rate Reneg/Aggregate	-25,000,000.00	0.00	88	1.25	2.535	0.00	0.00	0.00	
12/29/14	Invest - FRN Coupon Receipt	-25,000,000.00	0.00	0	1.25	2.535	0.00	157,986.11	157,986.11	
3/27/15	Invest - FRN Sale	0.00	25,000,000.00	0	1.25	2.535	0.00	76,388.89	76,388.89	
7/1/15	Closing Balance	0.00	0.00	0	1.25	2.500	0.00	0.00	0.00	
							2.535	0.00	230,902.78	230,902.78
470757 - Delta Inv - Tran Type: FHLB STRNT, Start: June 27, 2013, Maturity: December 29, 2014										
7/1/14	Opening Balance	-25,000,000.00	(25,000,000.00)	181	1.13	2.281	0.00	(3,125.00)	(3,125.00)	
12/29/14	Invest - FRN Coupon Receipt	0.00	0.00	0	1.13	2.281	0.00	142,187.50	142,187.50	
12/29/14	Invest - FRN Sale	0.00	25,000,000.00	0	1.13	2.281	0.00	0.00	0.00	
7/1/15	Closing Balance	0.00	0.00	0	1.13	2.250	0.00	0.00	0.00	
							2.281	0.00	139,062.50	139,062.50
473660 - STIFEL NICOLAUS - Tran Type: FHLB STRNT, Start: July 22, 2013, Maturity: July 10, 2014										
7/1/14	Opening Balance	-15,000,000.00	(15,000,000.00)	9	0.50	1.014	0.00	(35,625.00)	(35,625.00)	
7/10/14	Invest - FRN Rate Reneg/Aggregate	0.00	0.00	0	0.50	1.014	0.00	0.00	0.00	
7/10/14	Invest - FRN Coupon Receipt	0.00	0.00	0	0.50	1.014	0.00	37,500.00	37,500.00	
7/10/14	Invest - FRN Sale	0.00	15,000,000.00	0	0.50	1.014	0.00	0.00	0.00	
7/1/15	Closing Balance	0.00	0.00	0	0.50	1.000	0.00	0.00	0.00	
							1.014	0.00	1,875.00	1,875.00
506066 - Crews & Associates - Tran Type: FHLB STRNT, Start: March 21, 2014, Maturity: September 22, 2014										
7/1/14	Opening Balance	-1,235,000.00	(1,235,000.00)	83	0.75	1.521	0.00	(2,598.65)	(2,598.65)	
9/22/14	Invest - FRN Coupon Receipt	0.00	0.00	0	0.75	1.521	0.00	4,682.71	4,682.71	

Return on Investment - Detail - AST

Between: July 1, 2014 and July 1, 2015

Printed: June 30, 2015 3:13 pm

Cash Flow Date	Transaction Description	Orig Curr Balance	Local Currency Equivalent ()						
			Principal Movement	Days	Yield	Adj Yield	Premium/ (Discount)	Interest	Total Cost
Arkansas State Treasury (Con't)									
FHLB STRNT Invest (Con't)									
506066 - Crews & Associates - Tran Type: FHLB STRNT, Start: March 21, 2014, Maturity: September 22, 2014									
9/22/14	Invest - FRN Sale	0.00	1,235,000.00	0	0.75	1.521	0.00	0.00	0.00
7/1/15	Closing Balance	0.00	0.00	0	0.75	1.500	0.00	0.00	0.00
						1.521	0.00	2,084.06	2,084.06
516063 - Bank of Oklahoma Invesments - Tran Type: FHLB STRNT, Start: June 4, 2013, Maturity: June 4, 2015									
7/1/14	Opening Balance	-10,000,000.00	(10,000,000.00)	156	0.60	1.495	0.00	(6,562.50)	(6,562.50)
12/4/14	Invest - FRN Rate Reneg/Aggregate	-10,000,000.00	0.00	182	0.60	1.495	0.00	0.00	0.00
12/4/14	Invest - FRN Coupon Receipt	-10,000,000.00	0.00	0	0.60	1.495	0.00	43,750.00	43,750.00
6/4/15	Invest - FRN Coupon Receipt	0.00	0.00	0	0.60	1.495	0.00	43,750.00	43,750.00
6/4/15	Invest - FRN Sale	0.00	10,000,000.00	0	0.60	1.495	0.00	0.00	0.00
7/1/15	Closing Balance	0.00	0.00	0	0.60	1.475	0.00	0.00	0.00
						1.495	0.00	80,937.50	80,937.50
523085 - Bank of Oklahoma Invesments - Tran Type: FHLB STRNT, Start: January 30, 2013, Maturity: January 30, 2015									
7/1/14	Opening Balance	-35,000,000.00	(35,000,000.00)	29	0.50	1.115	0.00	(88,083.33)	(88,083.33)
7/30/14	Invest - FRN Rate Reneg/Aggregate	-35,000,000.00	0.00	184	0.50	1.115	0.00	0.00	0.00
7/30/14	Invest - FRN Coupon Receipt	-35,000,000.00	0.00	0	0.50	1.115	0.00	105,000.00	105,000.00
1/30/15	Invest - FRN Coupon Receipt	0.00	0.00	0	0.50	1.115	0.00	131,250.00	131,250.00
1/30/15	Invest - FRN Sale	0.00	35,000,000.00	0	0.50	1.115	0.00	0.00	0.00
7/1/15	Closing Balance	0.00	0.00	0	0.50	1.100	0.00	0.00	0.00
						1.115	0.00	148,166.67	148,166.67
529421 - Crews & Associates - Tran Type: FHLB STRNT, Start: March 21, 2014, Maturity: December 15, 2014									
7/1/14	Opening Balance	-5,000,000.00	(5,000,000.00)	74	0.50	1.014	0.00	(7,500.00)	(7,500.00)
9/13/14	Invest - FRN Rate Reneg/Aggregate	-5,000,000.00	0.00	93	0.50	1.014	0.00	0.00	0.00
9/13/14	Invest - FRN Coupon Receipt	-5,000,000.00	0.00	0	0.50	1.014	0.00	12,500.00	12,500.00
12/15/14	Invest - FRN Sale	0.00	5,000,000.00	0	0.50	1.014	0.00	6,388.89	6,388.89
7/1/15	Closing Balance	0.00	0.00	0	0.50	1.000	0.00	0.00	0.00
						1.014	0.00	11,388.89	11,388.89
531202 - Bank of Oklahoma Invesments - Tran Type: FHLB STRNT, Start: March 27, 2013, Maturity: December 29, 2014									
7/1/14	Opening Balance	-15,000,000.00	(15,000,000.00)	90	0.60	1.495	0.00	(34,270.83)	(34,270.83)
9/29/14	Invest - FRN Rate Reneg/Aggregate	-15,000,000.00	0.00	91	0.60	1.495	0.00	0.00	0.00
9/29/14	Invest - FRN Coupon Receipt	-15,000,000.00	0.00	0	0.60	1.495	0.00	66,354.17	66,354.17
12/27/14	Invest - FRN Expiry Call	-15,000,000.00	0.00	0	0.60	1.495	0.00	0.00	0.00

Return on Investment - Detail - AST

Between: July 1, 2014 and July 1, 2015

Printed: June 30, 2015 3:13 pm

Cash Flow Date	Transaction Description	Orig Curr Balance	Local Currency Equivalent ()						
			Principal Movement	Days	Yield	Adj Yield	Premium/ (Discount)	Interest	Total Cost
Arkansas State Treasury (Con't)									
FHLB STRNT Invest (Con't)									
531202 - Bank of Oklahoma Invesments - Tran Type: FHLB STRNT, Start: March 27, 2013, Maturity: December 29, 2014									
12/29/14	Invest - FRN Sale	0.00	15,000,000.00	0	0.60	1.495	0.00	32,812.50	32,812.50
7/1/15	Closing Balance	0.00	0.00	0	0.60	1.475	0.00	0.00	0.00
						1.495	0.00	64,895.84	64,895.84
531206 - Bank of Oklahoma Invesments - Tran Type: FHLB STRNT, Start: June 26, 2014, Maturity: December 26, 2014									
7/1/14	Opening Balance	-20,000,000.00	(20,000,000.00)	87	0.50	1.015	0.00	(1,388.89)	(1,388.89)
9/26/14	Invest - FRN Rate Reneg/Aggregate	-20,000,000.00	0.00	91	0.50	1.015	0.00	0.00	0.00
9/26/14	Invest - FRN Coupon Receipt	-20,000,000.00	0.00	0	0.50	1.015	0.00	25,000.00	25,000.00
12/26/14	Invest - FRN Coupon Receipt	0.00	0.00	0	0.50	1.015	0.00	25,000.00	25,000.00
12/26/14	Invest - FRN Sale	0.00	20,000,000.00	0	0.50	1.015	0.00	0.00	0.00
7/1/15	Closing Balance	0.00	0.00	0	0.50	1.000	0.00	0.00	0.00
						1.015	0.00	48,611.11	48,611.11
FHLB STRNT						1.667	(13,068.66)	1,578,265.15	1,565,196.49
FNMA StrNt Invest									
427445 - Vining Sparks - Tran Type: FNMA STRNT, Start: August 16, 2012, Maturity: November 17, 2014									
7/1/14	Opening Balance	-25,000,000.00	(25,000,000.00)	46	0.75	1.521	0.00	(69,924.03)	(69,924.03)
8/16/14	Invest - FRN Rate Reneg/Aggregate	-25,000,000.00	0.00	93	0.75	1.521	0.00	0.00	0.00
8/16/14	Invest - FRN Coupon Receipt	-25,000,000.00	0.00	0	0.75	1.521	0.00	93,750.00	93,750.00
11/17/14	Invest - FRN Sale	0.00	25,000,000.00	0	0.75	1.521	0.00	55,281.93	55,281.93
7/1/15	Closing Balance	0.00	0.00	0	0.75	1.500	0.00	0.00	0.00
						1.521	0.00	79,107.90	79,107.90
427446 - Simmons First Investment Group - Tran Type: FNMA STRNT, Start: August 16, 2012, Maturity: February 17, 2015									
7/1/14	Opening Balance	-40,000,000.00	(40,000,000.00)	46	0.75	1.521	0.00	(111,878.45)	(111,878.45)
8/16/14	Invest - FRN Rate Reneg/Aggregate	-40,000,000.00	0.00	184	0.75	1.521	0.00	0.00	0.00
8/16/14	Invest - FRN Coupon Receipt	-40,000,000.00	0.00	0	0.75	1.521	0.00	150,000.00	150,000.00
2/16/15	Invest - FRN Rate Reneg/Aggregate	-40,000,000.00	0.00	1	0.75	1.521	0.00	0.00	0.00
2/16/15	Invest - FRN Coupon Receipt	-40,000,000.00	0.00	0	0.75	1.521	0.00	150,000.00	150,000.00
2/17/15	Invest - FRN Sale	0.00	40,000,000.00	0	0.75	1.521	0.00	828.73	828.73
7/1/15	Closing Balance	0.00	0.00	0	0.75	1.500	0.00	0.00	0.00
						1.521	0.00	188,950.28	188,950.28
427447 - Delta Inv - Tran Type: FNMA STRNT, Start: August 16, 2012, Maturity: February 17, 2015									

Return on Investment - Detail - AST

Between: July 1, 2014 and July 1, 2015

Printed: June 30, 2015 3:13 pm

Cash Flow Date	Transaction Description	Orig Curr Balance	Local Currency Equivalent ()						
			Principal Movement	Days	Yield	Adj Yield	Premium/ (Discount)	Interest	Total Cost
Arkansas State Treasury (Con't)									
FNMA StrNt Invest (Con't)									
427447 - Delta Inv - Tran Type: FNMA STRNT, Start: August 16, 2012, Maturity: February 17, 2015									
7/1/14	Opening Balance	-25,000,000.00	(25,000,000.00)	46	0.75	1.521	0.00	(69,924.03)	(69,924.03)
8/16/14	Invest - FRN Rate Reneg/Aggregate	-25,000,000.00	0.00	184	0.75	1.521	0.00	0.00	0.00
8/16/14	Invest - FRN Coupon Receipt	-25,000,000.00	0.00	0	0.75	1.521	0.00	93,750.00	93,750.00
2/16/15	Invest - FRN Rate Reneg/Aggregate	-25,000,000.00	0.00	1	0.75	1.521	0.00	0.00	0.00
2/16/15	Invest - FRN Coupon Receipt	-25,000,000.00	0.00	0	0.75	1.521	0.00	93,750.00	93,750.00
2/17/15	Invest - FRN Sale	0.00	25,000,000.00	0	0.75	1.521	0.00	517.96	517.96
7/1/15	Closing Balance	0.00	0.00	0	0.75	1.500	0.00	0.00	0.00
						1.521	0.00	118,093.93	118,093.93
427448 - STIFEL NICOLAUS - Tran Type: FNMA STRNT, Start: August 16, 2012, Maturity: February 17, 2015									
7/1/14	Opening Balance	-25,000,000.00	(25,000,000.00)	46	0.75	1.521	0.00	(69,924.03)	(69,924.03)
8/16/14	Invest - FRN Rate Reneg/Aggregate	-25,000,000.00	0.00	184	0.75	1.521	0.00	0.00	0.00
8/16/14	Invest - FRN Coupon Receipt	-25,000,000.00	0.00	0	0.75	1.521	0.00	93,750.00	93,750.00
2/16/15	Invest - FRN Rate Reneg/Aggregate	-25,000,000.00	0.00	1	0.75	1.521	0.00	0.00	0.00
2/16/15	Invest - FRN Coupon Receipt	-25,000,000.00	0.00	0	0.75	1.521	0.00	93,750.00	93,750.00
2/17/15	Invest - FRN Sale	0.00	25,000,000.00	0	0.75	1.521	0.00	517.96	517.96
7/1/15	Closing Balance	0.00	0.00	0	0.75	1.500	0.00	0.00	0.00
						1.521	0.00	118,093.93	118,093.93
427450 - Delta Inv - Tran Type: FNMA STRNT, Start: August 16, 2012, Maturity: February 17, 2015									
7/1/14	Opening Balance	-25,000,000.00	(25,000,000.00)	46	0.75	1.521	0.00	(69,924.03)	(69,924.03)
8/16/14	Invest - FRN Rate Reneg/Aggregate	-25,000,000.00	0.00	184	0.75	1.521	0.00	0.00	0.00
8/16/14	Invest - FRN Coupon Receipt	-25,000,000.00	0.00	0	0.75	1.521	0.00	93,750.00	93,750.00
2/16/15	Invest - FRN Rate Reneg/Aggregate	-25,000,000.00	0.00	1	0.75	1.521	0.00	0.00	0.00
2/16/15	Invest - FRN Coupon Receipt	-25,000,000.00	0.00	0	0.75	1.521	0.00	93,750.00	93,750.00
2/17/15	Invest - FRN Sale	0.00	25,000,000.00	0	0.75	1.521	0.00	517.96	517.96
7/1/15	Closing Balance	0.00	0.00	0	0.75	1.500	0.00	0.00	0.00
						1.521	0.00	118,093.93	118,093.93
427451 - Crews & Associates - Tran Type: FNMA STRNT, Start: August 16, 2012, Maturity: February 17, 2015									
7/1/14	Opening Balance	-25,000,000.00	(25,000,000.00)	46	0.75	1.521	0.00	(69,924.03)	(69,924.03)
8/16/14	Invest - FRN Rate Reneg/Aggregate	-25,000,000.00	0.00	184	0.75	1.521	0.00	0.00	0.00
8/16/14	Invest - FRN Coupon Receipt	-25,000,000.00	0.00	0	0.75	1.521	0.00	93,750.00	93,750.00
2/16/15	Invest - FRN Rate Reneg/Aggregate	-25,000,000.00	0.00	1	0.75	1.521	0.00	0.00	0.00

Return on Investment - Detail - AST

Between: July 1, 2014 and July 1, 2015

Printed: June 30, 2015 3:13 pm

Cash Flow Date	Transaction Description	Orig Curr Balance	Local Currency Equivalent ()							
			Principal Movement	Days	Yield	Adj Yield	Premium/ (Discount)	Interest	Total Cost	
Arkansas State Treasury (Con't)										
FNMA StrNt Invest (Con't)										
427451 - Crews & Associates - Tran Type: FNMA STRNT, Start: August 16, 2012, Maturity: February 17, 2015										
2/16/15	Invest - FRN Coupon Receipt	-25,000,000.00	0.00	0	0.75	1.521	0.00	93,750.00	93,750.00	
2/17/15	Invest - FRN Sale	0.00	25,000,000.00	0	0.75	1.521	0.00	517.96	517.96	
7/1/15	Closing Balance	0.00	0.00	0	0.75	1.500	0.00	0.00	0.00	
						1.521	0.00	118,093.93	118,093.93	
434865 - Stephens, Inc. - Tran Type: FNMA STRNT, Start: October 10, 2012, Maturity: July 10, 2014										
7/1/14	Opening Balance	-30,000,000.00	(30,000,000.00)	9	0.63	1.267	0.00	(42,008.20)	(42,008.20)	
7/10/14	Invest - FRN Sale	0.00	30,000,000.00	0	0.63	1.267	0.00	46,618.85	46,618.85	
7/1/15	Closing Balance	0.00	0.00	0	0.63	1.250	0.00	0.00	0.00	
						1.267	0.00	4,610.65	4,610.65	
436987 - Delta Inv - Tran Type: FNMA STRNT, Start: October 25, 2012, Maturity: April 27, 2015										
7/1/14	Opening Balance	-30,000,000.00	(30,000,000.00)	116	0.70	1.419	0.00	(38,442.62)	(38,442.62)	
10/25/14	Invest - FRN Rate Reneg/Aggregate	-30,000,000.00	0.00	182	0.70	1.419	0.00	0.00	0.00	
10/25/14	Invest - FRN Coupon Receipt	-30,000,000.00	0.00	0	0.70	1.419	0.00	105,000.00	105,000.00	
4/25/15	Invest - FRN Rate Reneg/Aggregate	-30,000,000.00	0.00	2	0.70	1.419	0.00	0.00	0.00	
4/25/15	Invest - FRN Coupon Receipt	-30,000,000.00	0.00	0	0.70	1.419	0.00	105,000.00	105,000.00	
4/27/15	Invest - FRN Sale	0.00	30,000,000.00	0	0.70	1.419	0.00	1,147.54	1,147.54	
7/1/15	Closing Balance	0.00	0.00	0	0.70	1.400	0.00	0.00	0.00	
						1.419	0.00	172,704.92	172,704.92	
436988 - Institutional Investment Securities - Tran Type: FNMA STRNT, Start: October 25, 2012, Maturity: April 27, 2015										
7/1/14	Opening Balance	-25,000,000.00	(25,000,000.00)	116	0.70	1.419	0.00	(32,035.52)	(32,035.52)	
10/25/14	Invest - FRN Rate Reneg/Aggregate	-25,000,000.00	0.00	182	0.70	1.419	0.00	0.00	0.00	
10/25/14	Invest - FRN Coupon Receipt	-25,000,000.00	0.00	0	0.70	1.419	0.00	87,500.00	87,500.00	
4/25/15	Invest - FRN Rate Reneg/Aggregate	-25,000,000.00	0.00	2	0.70	1.419	0.00	0.00	0.00	
4/25/15	Invest - FRN Coupon Receipt	-25,000,000.00	0.00	0	0.70	1.419	0.00	87,500.00	87,500.00	
4/27/15	Invest - FRN Sale	0.00	25,000,000.00	0	0.70	1.419	0.00	956.28	956.28	
7/1/15	Closing Balance	0.00	0.00	0	0.70	1.400	0.00	0.00	0.00	
						1.419	0.00	143,920.76	143,920.76	
438899 - Crews & Associates - Tran Type: FNMA STRNT, Start: November 7, 2012, Maturity: May 7, 2015										
7/1/14	Opening Balance	-25,000,000.00	(25,000,000.00)	129	0.60	1.369	0.00	(28,023.10)	(28,023.10)	
11/7/14	Invest - FRN Rate Reneg/Aggregate	-25,000,000.00	0.00	181	0.60	1.369	0.00	0.00	0.00	
11/7/14	Invest - FRN Coupon Receipt	-25,000,000.00	0.00	0	0.60	1.369	0.00	93,750.00	93,750.00	

Return on Investment - Detail - AST

Between: July 1, 2014 and July 1, 2015

Printed: June 30, 2015 3:13 pm

Cash Flow Date	Transaction Description	Orig Curr Balance	Local Currency Equivalent ()							
			Principal Movement	Days	Yield	Adj Yield	Premium/ (Discount)	Interest	Total Cost	
Arkansas State Treasury (Con't)										
FNMA StrNt Invest (Con't)										
438899 - Crews & Associates - Tran Type: FNMA STRNT, Start: November 7, 2012, Maturity: May 7, 2015										
5/7/15	Invest - FRN Coupon Receipt	0.00	0.00	0	0.60	1.369	0.00	100,000.00	100,000.00	
5/7/15	Invest - FRN Sale	0.00	25,000,000.00	0	0.60	1.369	0.00	0.00	0.00	
7/1/15	Closing Balance	0.00	0.00	0	0.60	1.350	0.00	0.00	0.00	
						1.369	0.00	165,726.90	165,726.90	
439120 - STIFEL NICOLAUS - Tran Type: FNMA STRNT, Start: November 8, 2012, Maturity: May 8, 2015										
7/1/14	Opening Balance	-30,000,000.00	(30,000,000.00)	130	0.70	1.419	0.00	(30,815.22)	(30,815.22)	
11/8/14	Invest - FRN Rate Reneg/Aggregate	-30,000,000.00	0.00	181	0.70	1.419	0.00	0.00	0.00	
11/8/14	Invest - FRN Coupon Receipt	-30,000,000.00	0.00	0	0.70	1.419	0.00	105,000.00	105,000.00	
5/8/15	Invest - FRN Coupon Receipt	0.00	0.00	0	0.70	1.419	0.00	120,000.00	120,000.00	
5/8/15	Invest - FRN Sale	0.00	30,000,000.00	0	0.70	1.419	0.00	0.00	0.00	
7/1/15	Closing Balance	0.00	0.00	0	0.70	1.400	0.00	0.00	0.00	
						1.419	0.00	194,184.78	194,184.78	
439833 - Stephens, Inc. - Tran Type: FNMA STRNT, Start: November 15, 2012, Maturity: May 15, 2015										
7/1/14	Opening Balance	-25,000,000.00	(25,000,000.00)	137	0.63	1.394	0.00	(23,947.01)	(23,947.01)	
11/15/14	Invest - FRN Rate Reneg/Aggregate	-25,000,000.00	0.00	181	0.63	1.394	0.00	0.00	0.00	
11/15/14	Invest - FRN Coupon Receipt	-25,000,000.00	0.00	0	0.63	1.394	0.00	93,750.00	93,750.00	
5/15/15	Invest - FRN Coupon Receipt	0.00	0.00	0	0.63	1.394	0.00	100,000.00	100,000.00	
5/15/15	Invest - FRN Sale	0.00	25,000,000.00	0	0.63	1.394	0.00	0.00	0.00	
7/1/15	Closing Balance	0.00	0.00	0	0.63	1.375	0.00	0.00	0.00	
						1.394	0.00	169,802.99	169,802.99	
439834 - Stephens, Inc. - Tran Type: FNMA STRNT, Start: November 15, 2012, Maturity: May 15, 2015										
7/1/14	Opening Balance	-25,000,000.00	(25,000,000.00)	137	0.63	1.394	0.00	(23,947.01)	(23,947.01)	
11/15/14	Invest - FRN Rate Reneg/Aggregate	-25,000,000.00	0.00	181	0.63	1.394	0.00	0.00	0.00	
11/15/14	Invest - FRN Coupon Receipt	-25,000,000.00	0.00	0	0.63	1.394	0.00	93,750.00	93,750.00	
5/15/15	Invest - FRN Coupon Receipt	0.00	0.00	0	0.63	1.394	0.00	100,000.00	100,000.00	
5/15/15	Invest - FRN Sale	0.00	25,000,000.00	0	0.63	1.394	0.00	0.00	0.00	
7/1/15	Closing Balance	0.00	0.00	0	0.63	1.375	0.00	0.00	0.00	
						1.394	0.00	169,802.99	169,802.99	
443241 - St. Bernard Financial - Tran Type: FNMA STRNT, Start: December 11, 2012, Maturity: December 11, 2017										
7/1/14	Opening Balance	-25,000,000.00	(25,000,000.00)	163	0.70	1.419	0.00	(9,562.84)	(9,562.84)	
12/11/14	Invest - FRN Rate Reneg/Aggregate	-25,000,000.00	0.00	182	0.70	1.419	0.00	0.00	0.00	

Return on Investment - Detail - AST

Between: July 1, 2014 and July 1, 2015

Printed: June 30, 2015 3:13 pm

Cash Flow Date	Transaction Description	Orig Curr Balance	Local Currency Equivalent ()						
			Principal Movement	Days	Yield	Adj Yield	Premium/ (Discount)	Interest	Total Cost
Arkansas State Treasury (Con't)									
FNMA StrNt Invest (Con't)									
443241 - St. Bernard Financial - Tran Type: FNMA STRNT, Start: December 11, 2012, Maturity: December 11, 2017									
12/11/14	Invest - FRN Coupon Receipt	-25,000,000.00	0.00	0	0.70	1.419	0.00	87,500.00	87,500.00
6/11/15	Invest - FRN Rate Reneg/Aggregate	-25,000,000.00	0.00	20	0.70	1.419	0.00	0.00	0.00
6/11/15	Invest - FRN Coupon Receipt	-25,000,000.00	0.00	0	0.70	1.419	0.00	100,000.00	100,000.00
7/1/15	Closing Balance	-25,000,000.00	(25,000,000.00)	0	0.70	1.521	0.00	10,928.96	10,928.96
						1.419	0.00	188,866.12	188,866.12
443916 - UBS - Tran Type: FNMA STRNT, Start: December 13, 2012, Maturity: December 13, 2017									
7/1/14	Opening Balance	-25,000,000.00	(25,000,000.00)	165	0.70	1.419	0.00	(8,606.56)	(8,606.56)
12/13/14	Invest - FRN Rate Reneg/Aggregate	-25,000,000.00	0.00	182	0.70	1.419	0.00	0.00	0.00
12/13/14	Invest - FRN Coupon Receipt	-25,000,000.00	0.00	0	0.70	1.419	0.00	87,500.00	87,500.00
6/13/15	Invest - FRN Rate Reneg/Aggregate	-25,000,000.00	0.00	18	0.70	1.419	0.00	0.00	0.00
6/13/15	Invest - FRN Coupon Receipt	-25,000,000.00	0.00	0	0.70	1.419	0.00	100,000.00	100,000.00
7/1/15	Closing Balance	-25,000,000.00	(25,000,000.00)	0	0.70	1.521	0.00	9,836.07	9,836.07
						1.419	0.00	188,729.51	188,729.51
443917 - Institutional Investment Securities - Tran Type: FNMA STRNT, Start: December 13, 2012, Maturity: December 13, 2017									
7/1/14	Opening Balance	-25,000,000.00	(25,000,000.00)	165	0.70	1.419	0.00	(8,606.56)	(8,606.56)
12/13/14	Invest - FRN Rate Reneg/Aggregate	-25,000,000.00	0.00	182	0.70	1.419	0.00	0.00	0.00
12/13/14	Invest - FRN Coupon Receipt	-25,000,000.00	0.00	0	0.70	1.419	0.00	87,500.00	87,500.00
6/13/15	Invest - FRN Rate Reneg/Aggregate	-25,000,000.00	0.00	18	0.70	1.419	0.00	0.00	0.00
6/13/15	Invest - FRN Coupon Receipt	-25,000,000.00	0.00	0	0.70	1.419	0.00	100,000.00	100,000.00
7/1/15	Closing Balance	-25,000,000.00	(25,000,000.00)	0	0.70	1.521	0.00	9,836.07	9,836.07
						1.419	0.00	188,729.51	188,729.51
444399 - Crews & Associates - Tran Type: FNMA STRNT, Start: December 18, 2012, Maturity: December 18, 2017									
7/1/14	Opening Balance	-20,000,000.00	(20,000,000.00)	170	0.75	1.521	0.00	(5,327.87)	(5,327.87)
12/18/14	Invest - FRN Rate Reneg/Aggregate	-20,000,000.00	0.00	182	0.75	1.521	0.00	0.00	0.00
12/18/14	Invest - FRN Coupon Receipt	-20,000,000.00	0.00	0	0.75	1.521	0.00	75,000.00	75,000.00
6/18/15	Invest - FRN Rate Reneg/Aggregate	-20,000,000.00	0.00	13	0.75	1.521	0.00	0.00	0.00
6/18/15	Invest - FRN Coupon Receipt	-20,000,000.00	0.00	0	0.75	1.521	0.00	85,000.00	85,000.00
7/1/15	Closing Balance	-20,000,000.00	(20,000,000.00)	0	0.75	1.622	0.00	6,038.25	6,038.25
						1.521	0.00	160,710.38	160,710.38
444780 - UBS - Tran Type: FNMA STRNT, Start: December 20, 2012, Maturity: December 20, 2017									
7/1/14	Opening Balance	-25,000,000.00	(25,000,000.00)	172	0.70	1.470	0.00	(5,635.25)	(5,635.25)

Return on Investment - Detail - AST

Between: July 1, 2014 and July 1, 2015

Printed: June 30, 2015 3:13 pm

Cash Flow Date	Transaction Description	Orig Curr Balance	Local Currency Equivalent ()							
			Principal Movement	Days	Yield	Adj Yield	Premium/ (Discount)	Interest	Total Cost	
Arkansas State Treasury (Con't)										
FNMA StrNt Invest (Con't)										
444780 - UBS - Tran Type: FNMA STRNT, Start: December 20, 2012, Maturity: December 20, 2017										
12/20/14	Invest - FRN Rate Reneg/Aggregate	-25,000,000.00	0.00	182	0.70	1.470	0.00	0.00	0.00	
12/20/14	Invest - FRN Coupon Receipt	-25,000,000.00	0.00	0	0.70	1.470	0.00	93,750.00	93,750.00	
6/20/15	Invest - FRN Rate Reneg/Aggregate	-25,000,000.00	0.00	11	0.70	1.470	0.00	0.00	0.00	
6/20/15	Invest - FRN Coupon Receipt	-25,000,000.00	0.00	0	0.70	1.470	0.00	100,000.00	100,000.00	
7/1/15	Closing Balance	-25,000,000.00	(25,000,000.00)	0	0.70	1.521	0.00	6,010.93	6,010.93	
						1.470	0.00	194,125.68	194,125.68	
444788 - St. Bernard Financial - Tran Type: FNMA STRNT, Start: December 20, 2012, Maturity: December 20, 2017										
7/1/14	Opening Balance	-15,000,000.00	(15,000,000.00)	172	0.65	1.318	0.00	(2,930.33)	(2,930.33)	
12/20/14	Invest - FRN Rate Reneg/Aggregate	-15,000,000.00	0.00	182	0.65	1.318	0.00	0.00	0.00	
12/20/14	Invest - FRN Coupon Receipt	-15,000,000.00	0.00	0	0.65	1.318	0.00	48,750.00	48,750.00	
6/20/15	Invest - FRN Rate Reneg/Aggregate	-15,000,000.00	0.00	11	0.65	1.318	0.00	0.00	0.00	
6/20/15	Invest - FRN Coupon Receipt	-15,000,000.00	0.00	0	0.65	1.318	0.00	52,500.00	52,500.00	
7/1/15	Closing Balance	-15,000,000.00	(15,000,000.00)	0	0.65	1.369	0.00	3,155.74	3,155.74	
						1.318	0.00	101,475.41	101,475.41	
444992 - Morgan Keegan - Tran Type: FNMA STRNT, Start: December 26, 2012, Maturity: December 26, 2017										
7/1/14	Opening Balance	-15,000,000.00	(15,000,000.00)	178	0.70	1.419	0.00	(1,434.43)	(1,434.43)	
12/26/14	Invest - FRN Rate Reneg/Aggregate	-15,000,000.00	0.00	182	0.70	1.419	0.00	0.00	0.00	
12/26/14	Invest - FRN Coupon Receipt	-15,000,000.00	0.00	0	0.70	1.419	0.00	52,500.00	52,500.00	
6/26/15	Invest - FRN Rate Reneg/Aggregate	-15,000,000.00	0.00	5	0.70	1.419	0.00	0.00	0.00	
6/26/15	Invest - FRN Coupon Receipt	-15,000,000.00	0.00	0	0.70	1.419	0.00	60,000.00	60,000.00	
7/1/15	Closing Balance	-15,000,000.00	(15,000,000.00)	0	0.70	1.521	0.00	1,639.34	1,639.34	
						1.419	0.00	112,704.91	112,704.91	
444993 - Stephens, Inc. - Tran Type: FNMA STRNT, Start: December 27, 2012, Maturity: December 27, 2017										
7/1/14	Opening Balance	-25,000,000.00	(25,000,000.00)	179	0.63	1.445	0.00	(2,185.79)	(2,185.79)	
12/27/14	Invest - FRN Rate Reneg/Aggregate	-25,000,000.00	0.00	182	0.63	1.445	0.00	0.00	0.00	
12/27/14	Invest - FRN Coupon Receipt	-25,000,000.00	0.00	0	0.63	1.445	0.00	100,000.00	100,000.00	
6/27/15	Invest - FRN Rate Reneg/Aggregate	-25,000,000.00	0.00	4	0.63	1.445	0.00	0.00	0.00	
6/27/15	Invest - FRN Coupon Receipt	-25,000,000.00	0.00	0	0.63	1.445	0.00	100,000.00	100,000.00	
7/1/15	Closing Balance	-25,000,000.00	(25,000,000.00)	0	0.63	1.445	0.00	2,185.79	2,185.79	
						1.445	0.00	200,000.00	200,000.00	
449393 - UBS - Tran Type: FNMA STRNT, Start: January 30, 2013, Maturity: April 30, 2015										

Return on Investment - Detail - AST

Between: July 1, 2014 and July 1, 2015

Printed: June 30, 2015 3:13 pm

Cash Flow Date	Transaction Description	Orig Curr Balance	Local Currency Equivalent ()						
			Principal Movement	Days	Yield	Adj Yield	Premium/ (Discount)	Interest	Total Cost
Arkansas State Treasury (Con't)									
FNMA StrNt Invest (Con't)									
449393 - UBS - Tran Type: FNMA STRNT, Start: January 30, 2013, Maturity: April 30, 2015									
7/1/14	Opening Balance	-7,000,000.00	(7,000,000.00)	29	0.50	1.141	0.00	(18,370.17)	(18,370.17)
7/30/14	Invest - FRN Rate Reneg/Aggregate	-7,000,000.00	0.00	184	0.50	1.141	0.00	0.00	0.00
7/30/14	Invest - FRN Coupon Receipt	-7,000,000.00	0.00	0	0.50	1.141	0.00	21,875.00	21,875.00
1/30/15	Invest - FRN Rate Reneg/Aggregate	-7,000,000.00	0.00	90	0.50	1.141	0.00	0.00	0.00
1/30/15	Invest - FRN Coupon Receipt	-7,000,000.00	0.00	0	0.50	1.141	0.00	26,250.00	26,250.00
4/30/15	Invest - FRN Sale	0.00	7,000,000.00	0	0.50	1.141	0.00	15,227.90	15,227.90
7/1/15	Closing Balance	0.00	0.00	0	0.50	1.125	0.00	0.00	0.00
						1.141	0.00	44,982.73	44,982.73
449394 - Stephens, Inc. - Tran Type: FNMA STRNT, Start: January 30, 2013, Maturity: January 30, 2018									
7/1/14	Opening Balance	-7,000,000.00	(7,000,000.00)	29	0.50	1.014	0.00	(14,696.13)	(14,696.13)
7/30/14	Invest - FRN Rate Reneg/Aggregate	-7,000,000.00	0.00	184	0.50	1.014	0.00	0.00	0.00
7/30/14	Invest - FRN Coupon Receipt	-7,000,000.00	0.00	0	0.50	1.014	0.00	17,500.00	17,500.00
7/30/14	Invest - FRN Expiry Call	-7,000,000.00	0.00	0	0.50	1.014	0.00	0.00	0.00
1/30/15	Invest - FRN Rate Reneg/Aggregate	-7,000,000.00	0.00	152	0.50	1.014	0.00	0.00	0.00
1/30/15	Invest - FRN Coupon Receipt	-7,000,000.00	0.00	0	0.50	1.014	0.00	35,000.00	35,000.00
7/1/15	Closing Balance	-7,000,000.00	(7,000,000.00)	0	0.50	1.521	0.00	29,392.27	29,392.27
						1.014	0.00	67,196.14	67,196.14
449610 - Crews & Associates - Tran Type: FNMA STRNT, Start: January 30, 2013, Maturity: April 30, 2015									
7/1/14	Opening Balance	-20,000,000.00	(20,000,000.00)	29	0.75	1.521	0.00	(62,983.43)	(62,983.43)
7/30/14	Invest - FRN Rate Reneg/Aggregate	-20,000,000.00	0.00	184	0.75	1.521	0.00	0.00	0.00
7/30/14	Invest - FRN Coupon Receipt	-20,000,000.00	0.00	0	0.75	1.521	0.00	75,000.00	75,000.00
1/30/15	Invest - FRN Rate Reneg/Aggregate	-20,000,000.00	0.00	90	0.75	1.521	0.00	0.00	0.00
1/30/15	Invest - FRN Coupon Receipt	-20,000,000.00	0.00	0	0.75	1.521	0.00	75,000.00	75,000.00
4/30/15	Invest - FRN Sale	0.00	20,000,000.00	0	0.75	1.521	0.00	42,265.19	42,265.19
7/1/15	Closing Balance	0.00	0.00	0	0.75	1.500	0.00	0.00	0.00
						1.521	0.00	129,281.76	129,281.76
449613 - Stephens, Inc. - Tran Type: FNMA STRNT, Start: January 30, 2013, Maturity: April 30, 2015									
7/1/14	Opening Balance	-30,000,000.00	(30,000,000.00)	29	0.50	1.115	0.00	(75,580.11)	(75,580.11)
7/30/14	Invest - FRN Rate Reneg/Aggregate	-30,000,000.00	0.00	184	0.50	1.115	0.00	0.00	0.00
7/30/14	Invest - FRN Coupon Receipt	-30,000,000.00	0.00	0	0.50	1.115	0.00	90,000.00	90,000.00
1/30/15	Invest - FRN Rate Reneg/Aggregate	-30,000,000.00	0.00	90	0.50	1.115	0.00	0.00	0.00

Return on Investment - Detail - AST

Between: July 1, 2014 and July 1, 2015

Printed: June 30, 2015 3:13 pm

Cash Flow Date	Transaction Description	Orig Curr Balance	Local Currency Equivalent ()						
			Principal Movement	Days	Yield	Adj Yield	Premium/ (Discount)	Interest	Total Cost
Arkansas State Treasury (Con't)									
FNMA StrNt Invest (Con't)									
449613 - Stephens, Inc. - Tran Type: FNMA STRNT, Start: January 30, 2013, Maturity: April 30, 2015									
1/30/15	Invest - FRN Coupon Receipt	-30,000,000.00	0.00	0	0.50	1.115	0.00	105,000.00	105,000.00
4/30/15	Invest - FRN Sale	0.00	30,000,000.00	0	0.50	1.115	0.00	59,668.51	59,668.51
7/1/15	Closing Balance	0.00	0.00	0	0.50	1.100	0.00	0.00	0.00
						1.115	0.00	179,088.40	179,088.40
449615 - Crews & Associates - Tran Type: FNMA STRNT, Start: January 30, 2013, Maturity: January 30, 2018									
7/1/14	Opening Balance	-16,325,000.00	(16,325,000.00)	29	0.75	1.521	0.00	(51,410.22)	(51,410.22)
7/30/14	Invest - FRN Rate Reneg/Aggregate	-16,325,000.00	0.00	184	0.75	1.521	0.00	0.00	0.00
7/30/14	Invest - FRN Coupon Receipt	-16,325,000.00	0.00	0	0.75	1.521	0.00	61,218.75	61,218.75
1/30/15	Invest - FRN Rate Reneg/Aggregate	-16,325,000.00	0.00	136	0.75	1.521	0.00	0.00	0.00
1/30/15	Invest - FRN Coupon Receipt	-16,325,000.00	0.00	0	0.75	1.521	0.00	61,218.75	61,218.75
6/15/15	Invest - FRN Sale	-6,325,000.00	10,000,000.00	16	0.75	1.521	0.00	32,872.93	32,872.93
7/1/15	Closing Balance	-6,325,000.00	(6,325,000.00)	0	0.75	1.648	0.00	23,238.26	23,238.26
						1.521	0.00	127,138.47	127,138.47
457435 - Stephens, Inc. - Tran Type: FNMA STRNT, Start: March 27, 2013, Maturity: June 15, 2015									
7/1/14	Opening Balance	-10,000,000.00	(10,000,000.00)	90	0.50	1.521	0.00	(26,111.11)	(26,111.11)
9/29/14	Invest - FRN Rate Reneg/Aggregate	-10,000,000.00	0.00	179	0.50	1.521	0.00	0.00	0.00
9/29/14	Invest - FRN Coupon Receipt	-10,000,000.00	0.00	0	0.50	1.521	0.00	50,555.56	50,555.56
3/27/15	Invest - FRN Rate Reneg/Aggregate	-10,000,000.00	0.00	80	0.50	1.521	0.00	0.00	0.00
3/27/15	Invest - FRN Coupon Receipt	-10,000,000.00	0.00	0	0.50	1.521	0.00	49,444.44	49,444.44
6/15/15	Invest - FRN Sale	0.00	10,000,000.00	0	0.50	1.521	0.00	21,666.67	21,666.67
7/1/15	Closing Balance	0.00	0.00	0	0.50	1.500	0.00	0.00	0.00
						1.521	0.00	95,555.56	95,555.56
465651 - Crews & Associates - Tran Type: FNMA STRNT, Start: May 22, 2013, Maturity: May 22, 2018									
7/1/14	Opening Balance	-25,000,000.00	(25,000,000.00)	144	0.75	1.521	0.00	(20,380.43)	(20,380.43)
11/22/14	Invest - FRN Rate Reneg/Aggregate	-25,000,000.00	0.00	181	0.75	1.521	0.00	0.00	0.00
11/22/14	Invest - FRN Coupon Receipt	-25,000,000.00	0.00	0	0.75	1.521	0.00	93,750.00	93,750.00
5/22/15	Invest - FRN Rate Reneg/Aggregate	-25,000,000.00	0.00	40	0.75	1.521	0.00	0.00	0.00
5/22/15	Invest - FRN Coupon Receipt	-25,000,000.00	0.00	0	0.75	1.521	0.00	93,750.00	93,750.00
7/1/15	Closing Balance	-25,000,000.00	(25,000,000.00)	0	0.75	1.521	0.00	20,380.43	20,380.43
						1.521	0.00	187,500.00	187,500.00
466103 - UBS - Tran Type: FNMA STRNT, Start: May 29, 2013, Maturity: May 26, 2015									

Return on Investment - Detail - AST

Between: July 1, 2014 and July 1, 2015

Printed: June 30, 2015 3:13 pm

Cash Flow Date	Transaction Description	Orig Curr Balance	Local Currency Equivalent ()						
			Principal Movement	Days	Yield	Adj Yield	Premium/ (Discount)	Interest	Total Cost
Arkansas State Treasury (Con't)									
FNMA StrNt Invest (Con't)									
466103 - UBS - Tran Type: FNMA STRNT, Start: May 29, 2013, Maturity: May 26, 2015									
7/1/14	Opening Balance	-10,000,000.00	(10,000,000.00)	147	0.72	1.440	(1,135.90)	(7,038.04)	(8,173.94)
11/25/14	Invest - FRN Rate Reneg/Aggregate	-10,000,000.00	0.00	181	0.72	1.440	0.00	0.00	0.00
11/25/14	Invest - FRN Coupon Receipt	-10,000,000.00	0.00	0	0.72	1.440	0.00	35,000.00	35,000.00
5/25/15	Invest - FRN Rate Reneg/Aggregate	-10,000,000.00	0.00	1	0.72	1.440	0.00	0.00	0.00
5/25/15	Invest - FRN Coupon Receipt	-10,000,000.00	0.00	0	0.72	1.440	0.00	35,000.00	35,000.00
5/26/15	Invest - FRN Sale	0.00	10,000,000.00	0	0.72	1.440	0.00	190.22	190.22
7/1/15	Closing Balance	0.00	0.00	0	0.72	1.420	0.00	0.00	0.00
						1.440	(1,135.90)	63,152.18	62,016.28
FNMA StrNt						1.429	(1,135.90)	3,990,424.65	3,989,288.75
Money Management Fund Invest									
158606 - Money Management Fund - Tran Type: MMF, Start: July 3, 2006, Maturity: Overnight									
7/1/14	Opening Balance	-56,341,700.00	(56,341,700.00)	30	0.51	0.511	0.00	(785.53)	(785.53)
7/31/14	MMkt - Cash Int Payment/Receipt	-56,341,700.00	(149.31)	33	0.51	0.511	0.00	24,351.32	24,351.32
9/2/14	MMkt - Cash Int Payment/Receipt	-56,341,700.00	(11,348.20)	28	0.51	0.511	0.00	25,922.45	25,922.45
9/30/14	MMkt - Cash Int Payment/Receipt	-56,341,700.00	(17,714.87)	31	0.51	0.511	0.00	21,999.24	21,999.24
10/31/14	MMkt - Cash Int Payment/Receipt	-56,341,700.00	(32,461.11)	30	0.51	0.511	0.00	24,363.98	24,363.98
11/30/14	MMkt - Cash Int Payment/Receipt	-56,341,700.00	(18,056.77)	28	0.51	0.511	0.00	23,591.65	23,591.65
12/28/14	MMkt - Cash Int Payment/Receipt	-56,341,700.00	(6,475.78)	34	0.51	0.511	0.00	22,025.94	22,025.94
1/31/15	MMkt - Cash Int Payment/Receipt	-56,341,700.00	(141.85)	28	0.51	0.511	0.00	26,748.86	26,748.86
2/28/15	MMkt - Cash Int Payment/Receipt	-56,341,700.00	(5,425.42)	31	0.51	0.511	0.00	22,028.53	22,028.53
3/31/15	MMkt - Cash Int Payment/Receipt	-56,341,700.00	(30,868.35)	1	0.51	0.511	0.00	24,391.08	24,391.08
4/1/15	MMkt - Cash Renegotiation	-11,345,678.19	45,000,000.00	29	0.51	0.511	0.00	0.00	0.00
4/30/15	MMkt - Cash Int Payment/Receipt	-11,345,678.19	(1,273.39)	31	0.51	0.511	0.00	5,382.96	5,382.96
5/31/15	MMkt - Cash Int Payment/Receipt	-11,345,678.19	(2,704.80)	31	0.51	0.511	0.00	4,913.22	4,913.22
7/1/15	Closing Balance	-11,345,678.19	(11,345,678.19)	0	0.51	0.511	0.00	4,914.39	4,914.39
						0.511	0.00	229,848.09	229,848.09
Money Management Fund						0.511	0.00	229,848.09	229,848.09
Money Market Funds Invest									
106893 - Simmons Aim Institutional Fund - Tran Type: MMKT, Start: June 30, 2004, Maturity: Overnight									

Return on Investment - Detail - AST

Between: July 1, 2014 and July 1, 2015

Printed: June 30, 2015 3:13 pm

Cash Flow Date	Transaction Description	Orig Curr Balance	Local Currency Equivalent ()						Interest	Total Cost
			Principal Movement	Days	Yield	Adj Yield	Premium/ (Discount)			
Arkansas State Treasury (Con't)										
Money Market Funds Invest (Con't)										
106893 - Simmons Aim Institutional Fund - Tran Type: MMKT, Start: June 30, 2004, Maturity: Overnight										
7/1/14	Opening Balance	-94,280,800.45	(94,280,800.45)	0	0.01	0.010	0.00	(25.83)	(25.83)	
7/1/14	MMkt - Cash Renegotiation	-84,280,800.45	0.00	0	0.01	0.010	0.00	0.00	0.00	
7/1/14	MMkt - Cash Renegotiation	-84,280,800.45	10,000,000.00	1	0.01	0.010	0.00	0.00	0.00	
7/2/14	MMkt - Cash Renegotiation	-77,280,800.45	7,000,000.00	1	0.01	0.010	0.00	0.00	0.00	
7/3/14	MMkt - Cash Renegotiation	-55,280,800.45	22,000,000.00	4	0.01	0.010	0.00	0.00	0.00	
7/7/14	MMkt - Cash Renegotiation	-60,280,800.45	(5,000,000.00)	1	0.01	0.010	0.00	0.00	0.00	
7/8/14	MMkt - Cash Renegotiation	-77,280,800.45	(17,000,000.00)	2	0.01	0.010	0.00	0.00	0.00	
7/10/14	MMkt - Cash Renegotiation	-144,280,800.45	(67,000,000.00)	1	0.01	0.010	0.00	0.00	0.00	
7/11/14	MMkt - Cash Renegotiation	-82,280,800.45	62,000,000.00	3	0.01	0.010	0.00	0.00	0.00	
7/14/14	MMkt - Cash Renegotiation	-50,280,800.45	32,000,000.00	1	0.01	0.010	0.00	0.00	0.00	
7/15/14	MMkt - Cash Renegotiation	-60,280,800.45	(10,000,000.00)	1	0.01	0.010	0.00	0.00	0.00	
7/16/14	MMkt - Cash Renegotiation	-95,280,800.45	(35,000,000.00)	1	0.01	0.010	0.00	0.00	0.00	
7/17/14	MMkt - Cash Renegotiation	-116,280,800.45	(21,000,000.00)	1	0.01	0.010	0.00	0.00	0.00	
7/18/14	MMkt - Cash Renegotiation	-99,280,800.45	17,000,000.00	3	0.01	0.010	0.00	0.00	0.00	
7/21/14	MMkt - Cash Renegotiation	-108,280,800.45	(9,000,000.00)	1	0.01	0.010	0.00	0.00	0.00	
7/22/14	MMkt - Cash Renegotiation	-143,280,800.45	(35,000,000.00)	1	0.01	0.010	0.00	0.00	0.00	
7/23/14	MMkt - Cash Renegotiation	-137,280,800.45	6,000,000.00	1	0.01	0.010	0.00	0.00	0.00	
7/24/14	MMkt - Cash Renegotiation	-166,280,800.45	(29,000,000.00)	1	0.01	0.010	0.00	0.00	0.00	
7/25/14	MMkt - Cash Renegotiation	-117,280,800.45	49,000,000.00	3	0.01	0.010	0.00	0.00	0.00	
7/28/14	MMkt - Cash Renegotiation	-129,280,800.45	(12,000,000.00)	1	0.01	0.010	0.00	0.00	0.00	
7/29/14	MMkt - Cash Renegotiation	-147,280,800.45	(18,000,000.00)	1	0.01	0.010	0.00	0.00	0.00	
7/30/14	MMkt - Cash Renegotiation	-152,280,800.45	(5,000,000.00)	1	0.01	0.010	0.00	0.00	0.00	
7/31/14	MMkt - Cash Renegotiation	-169,281,641.28	(17,000,000.00)	0	0.01	0.010	0.00	0.00	0.00	
7/31/14	MMkt - Cash Int Payment/Receipt	-169,281,641.28	(840.83)	1	0.01	0.010	0.00	832.55	832.55	
8/1/14	MMkt - Cash Renegotiation	-132,281,641.28	37,000,000.00	3	0.01	0.010	0.00	0.00	0.00	
8/4/14	MMkt - Cash Renegotiation	-136,281,641.28	(4,000,000.00)	1	0.01	0.010	0.00	0.00	0.00	
8/5/14	MMkt - Cash Renegotiation	-127,281,641.28	9,000,000.00	1	0.01	0.010	0.00	0.00	0.00	
8/6/14	MMkt - Cash Renegotiation	-117,281,641.28	10,000,000.00	1	0.01	0.010	0.00	0.00	0.00	
8/7/14	MMkt - Cash Renegotiation	-128,281,641.28	(11,000,000.00)	1	0.01	0.010	0.00	0.00	0.00	
8/8/14	MMkt - Cash Renegotiation	-55,281,641.28	73,000,000.00	4	0.01	0.010	0.00	0.00	0.00	
8/12/14	MMkt - Cash Renegotiation	-65,281,641.28	(10,000,000.00)	1	0.01	0.010	0.00	0.00	0.00	
8/13/14	MMkt - Cash Renegotiation	-75,281,641.28	(10,000,000.00)	1	0.01	0.010	0.00	0.00	0.00	

Return on Investment - Detail - AST

Between: July 1, 2014 and July 1, 2015

Printed: June 30, 2015 3:13 pm

Cash Flow Date	Transaction Description	Orig Curr Balance	Local Currency Equivalent ()						Interest	Total Cost
			Principal Movement	Days	Yield	Adj Yield	Premium/ (Discount)			
Arkansas State Treasury (Con't)										
Money Market Funds Invest (Con't)										
106893 - Simmons Aim Institutional Fund - Tran Type: MMKT, Start: June 30, 2004, Maturity: Overnight										
8/14/14	MMkt - Cash Renegotiation	-131,281,641.28	(56,000,000.00)	1	0.01	0.010	0.00	0.00	0.00	
8/15/14	MMkt - Cash Renegotiation	-78,281,641.28	53,000,000.00	3	0.01	0.010	0.00	0.00	0.00	
8/18/14	MMkt - Cash Renegotiation	-110,281,641.28	(32,000,000.00)	1	0.01	0.010	0.00	0.00	0.00	
8/19/14	MMkt - Cash Renegotiation	-130,281,641.28	(20,000,000.00)	1	0.01	0.010	0.00	0.00	0.00	
8/20/14	MMkt - Cash Renegotiation	-146,281,641.28	(16,000,000.00)	1	0.01	0.010	0.00	0.00	0.00	
8/21/14	MMkt - Cash Renegotiation	-202,281,641.28	(56,000,000.00)	1	0.01	0.010	0.00	0.00	0.00	
8/22/14	MMkt - Cash Renegotiation	-172,281,641.28	30,000,000.00	3	0.01	0.010	0.00	0.00	0.00	
8/25/14	MMkt - Cash Renegotiation	-139,281,641.28	33,000,000.00	1	0.01	0.010	0.00	0.00	0.00	
8/26/14	MMkt - Cash Renegotiation	-90,281,641.28	49,000,000.00	1	0.01	0.010	0.00	0.00	0.00	
8/27/14	MMkt - Cash Renegotiation	-105,281,641.28	(15,000,000.00)	1	0.01	0.010	0.00	0.00	0.00	
8/28/14	MMkt - Cash Renegotiation	-125,281,641.28	(20,000,000.00)	1	0.01	0.010	0.00	0.00	0.00	
8/29/14	MMkt - Cash Renegotiation	-107,282,592.27	18,000,000.00	2	0.01	0.010	0.00	0.00	0.00	
8/31/14	MMkt - Cash Int Payment/Receipt	-107,282,592.27	(950.99)	5	0.01	0.010	0.00	981.83	981.83	
9/5/14	MMkt - Cash Renegotiation	-62,282,592.27	45,000,000.00	4	0.01	0.010	0.00	0.00	0.00	
9/9/14	MMkt - Cash Renegotiation	-66,282,592.27	(4,000,000.00)	1	0.01	0.010	0.00	0.00	0.00	
9/10/14	MMkt - Cash Renegotiation	-47,282,592.27	19,000,000.00	1	0.01	0.010	0.00	0.00	0.00	
9/11/14	MMkt - Cash Renegotiation	-110,282,592.27	(63,000,000.00)	1	0.01	0.010	0.00	0.00	0.00	
9/12/14	MMkt - Cash Renegotiation	-77,282,592.27	33,000,000.00	3	0.01	0.010	0.00	0.00	0.00	
9/15/14	MMkt - Cash Renegotiation	-93,282,592.27	(16,000,000.00)	1	0.01	0.010	0.00	0.00	0.00	
9/16/14	MMkt - Cash Renegotiation	-140,282,592.27	(47,000,000.00)	1	0.01	0.010	0.00	0.00	0.00	
9/17/14	MMkt - Cash Renegotiation	-158,282,592.27	(18,000,000.00)	1	0.01	0.010	0.00	0.00	0.00	
9/18/14	MMkt - Cash Renegotiation	-183,282,592.27	(25,000,000.00)	1	0.01	0.010	0.00	0.00	0.00	
9/19/14	MMkt - Cash Renegotiation	-142,282,592.27	41,000,000.00	3	0.01	0.010	0.00	0.00	0.00	
9/22/14	MMkt - Cash Renegotiation	-171,282,592.27	(29,000,000.00)	1	0.01	0.010	0.00	0.00	0.00	
9/23/14	MMkt - Cash Renegotiation	-202,282,592.27	(31,000,000.00)	1	0.01	0.010	0.00	0.00	0.00	
9/24/14	MMkt - Cash Renegotiation	-184,282,592.27	18,000,000.00	1	0.01	0.010	0.00	0.00	0.00	
9/25/14	MMkt - Cash Renegotiation	-213,282,592.27	(29,000,000.00)	1	0.01	0.010	0.00	0.00	0.00	
9/26/14	MMkt - Cash Renegotiation	-197,282,592.27	16,000,000.00	3	0.01	0.010	0.00	0.00	0.00	
9/29/14	MMkt - Cash Renegotiation	-147,282,592.27	50,000,000.00	1	0.01	0.010	0.00	0.00	0.00	
9/30/14	MMkt - Cash Renegotiation	-142,283,615.27	5,000,000.00	0	0.01	0.010	0.00	0.00	0.00	
9/30/14	MMkt - Cash Int Payment/Receipt	-142,283,615.27	(1,023.00)	1	0.01	0.010	0.00	1,028.33	1,028.33	
10/1/14	MMkt - Cash Renegotiation	-115,283,615.27	27,000,000.00	1	0.01	0.010	0.00	0.00	0.00	

Return on Investment - Detail - AST

Between: July 1, 2014 and July 1, 2015

Printed: June 30, 2015 3:13 pm

Cash Flow Date	Transaction Description	Orig Curr Balance	Local Currency Equivalent ()						Interest	Total Cost
			Principal Movement	Days	Yield	Adj Yield	Premium/ (Discount)			
Arkansas State Treasury (Con't)										
Money Market Funds Invest (Con't)										
106893 - Simmons Aim Institutional Fund - Tran Type: MMKT, Start: June 30, 2004, Maturity: Overnight										
10/2/14	MMkt - Cash Renegotiation	-136,283,615.27	(21,000,000.00)	1	0.01	0.010	0.00	0.00	0.00	
10/3/14	MMkt - Cash Renegotiation	-89,283,615.27	47,000,000.00	3	0.01	0.010	0.00	0.00	0.00	
10/6/14	MMkt - Cash Renegotiation	-79,283,615.27	10,000,000.00	2	0.01	0.010	0.00	0.00	0.00	
10/8/14	MMkt - Cash Renegotiation	-74,283,615.27	5,000,000.00	1	0.01	0.010	0.00	0.00	0.00	
10/9/14	MMkt - Cash Renegotiation	-125,283,615.27	(51,000,000.00)	1	0.01	0.010	0.00	0.00	0.00	
10/10/14	MMkt - Cash Renegotiation	-48,283,615.27	77,000,000.00	5	0.01	0.010	0.00	0.00	0.00	
10/15/14	MMkt - Cash Renegotiation	-55,283,615.27	(7,000,000.00)	1	0.01	0.010	0.00	0.00	0.00	
10/16/14	MMkt - Cash Renegotiation	-123,283,615.27	(68,000,000.00)	1	0.01	0.010	0.00	0.00	0.00	
10/17/14	MMkt - Cash Renegotiation	-103,283,615.27	20,000,000.00	3	0.01	0.010	0.00	0.00	0.00	
10/20/14	MMkt - Cash Renegotiation	-110,283,615.27	(7,000,000.00)	1	0.01	0.010	0.00	0.00	0.00	
10/21/14	MMkt - Cash Renegotiation	-176,283,615.27	(66,000,000.00)	1	0.01	0.010	0.00	0.00	0.00	
10/22/14	MMkt - Cash Renegotiation	-191,283,615.27	(15,000,000.00)	1	0.01	0.010	0.00	0.00	0.00	
10/23/14	MMkt - Cash Renegotiation	-180,283,615.27	11,000,000.00	1	0.01	0.010	0.00	0.00	0.00	
10/24/14	MMkt - Cash Renegotiation	-72,283,615.27	108,000,000.00	3	0.01	0.010	0.00	0.00	0.00	
10/27/14	MMkt - Cash Renegotiation	-87,283,615.27	(15,000,000.00)	1	0.01	0.010	0.00	0.00	0.00	
10/28/14	MMkt - Cash Renegotiation	-102,283,615.27	(15,000,000.00)	1	0.01	0.010	0.00	0.00	0.00	
10/29/14	MMkt - Cash Renegotiation	-108,283,615.27	(6,000,000.00)	1	0.01	0.010	0.00	0.00	0.00	
10/30/14	MMkt - Cash Renegotiation	-124,283,615.27	(16,000,000.00)	1	0.01	0.010	0.00	0.00	0.00	
10/31/14	MMkt - Cash Renegotiation	-93,284,424.78	31,000,000.00	0	0.01	0.010	0.00	0.00	0.00	
10/31/14	MMkt - Cash Int Payment/Receipt	-93,284,424.78	(809.51)	3	0.01	0.010	0.00	834.72	834.72	
11/3/14	MMkt - Cash Renegotiation	-78,284,424.78	15,000,000.00	1	0.01	0.010	0.00	0.00	0.00	
11/4/14	MMkt - Cash Renegotiation	-85,284,424.78	(7,000,000.00)	1	0.01	0.010	0.00	0.00	0.00	
11/5/14	MMkt - Cash Renegotiation	-79,284,424.78	6,000,000.00	1	0.01	0.010	0.00	0.00	0.00	
11/6/14	MMkt - Cash Renegotiation	-99,284,424.78	(20,000,000.00)	1	0.01	0.010	0.00	0.00	0.00	
11/7/14	MMkt - Cash Renegotiation	-49,284,424.78	50,000,000.00	3	0.01	0.010	0.00	0.00	0.00	
11/10/14	MMkt - Cash Renegotiation	-31,284,424.78	18,000,000.00	3	0.01	0.010	0.00	0.00	0.00	
11/13/14	MMkt - Cash Renegotiation	-106,284,424.78	(75,000,000.00)	1	0.01	0.010	0.00	0.00	0.00	
11/14/14	MMkt - Cash Renegotiation	-26,284,424.78	80,000,000.00	3	0.01	0.010	0.00	0.00	0.00	
11/17/14	MMkt - Cash Renegotiation	-42,284,424.78	(16,000,000.00)	1	0.01	0.010	0.00	0.00	0.00	
11/18/14	MMkt - Cash Renegotiation	-84,284,424.78	(42,000,000.00)	1	0.01	0.010	0.00	0.00	0.00	
11/19/14	MMkt - Cash Renegotiation	-101,284,424.78	(6,000,000.00)	0	0.01	0.010	0.00	0.00	0.00	
11/19/14	MMkt - Cash Renegotiation	-101,284,424.78	(11,000,000.00)	1	0.01	0.010	0.00	0.00	0.00	

Return on Investment - Detail - AST

Between: July 1, 2014 and July 1, 2015

Printed: June 30, 2015 3:13 pm

Cash Flow Date	Transaction Description	Orig Curr Balance	Local Currency Equivalent ()						Interest	Total Cost
			Principal Movement	Days	Yield	Adj Yield	Premium/ (Discount)			
Arkansas State Treasury (Con't)										
Money Market Funds Invest (Con't)										
106893 - Simmons Aim Institutional Fund - Tran Type: MMKT, Start: June 30, 2004, Maturity: Overnight										
11/20/14	MMkt - Cash Renegotiation	-131,284,424.78	(30,000,000.00)	1	0.01	0.010	0.00	0.00	0.00	
11/21/14	MMkt - Cash Renegotiation	-161,284,424.78	(30,000,000.00)	3	0.01	0.010	0.00	0.00	0.00	
11/24/14	MMkt - Cash Renegotiation	-116,284,424.78	45,000,000.00	1	0.01	0.010	0.00	0.00	0.00	
11/25/14	MMkt - Cash Renegotiation	-98,284,424.78	18,000,000.00	1	0.01	0.010	0.00	0.00	0.00	
11/26/14	MMkt - Cash Renegotiation	-87,285,086.25	11,000,000.00	4	0.01	0.010	0.00	0.00	0.00	
11/30/14	MMkt - Cash Int Payment/Receipt	-87,285,086.25	(661.47)	1	0.01	0.010	0.00	672.74	672.74	
12/1/14	MMkt - Cash Renegotiation	-65,285,086.25	22,000,000.00	2	0.01	0.010	0.00	0.00	0.00	
12/3/14	MMkt - Cash Renegotiation	-68,285,086.25	(3,000,000.00)	1	0.01	0.010	0.00	0.00	0.00	
12/4/14	MMkt - Cash Renegotiation	-93,285,086.25	(25,000,000.00)	1	0.01	0.010	0.00	0.00	0.00	
12/5/14	MMkt - Cash Renegotiation	-49,285,086.25	44,000,000.00	3	0.01	0.010	0.00	0.00	0.00	
12/8/14	MMkt - Cash Renegotiation	-45,285,086.25	4,000,000.00	1	0.01	0.010	0.00	0.00	0.00	
12/9/14	MMkt - Cash Renegotiation	-57,285,086.25	(12,000,000.00)	1	0.01	0.010	0.00	0.00	0.00	
12/10/14	MMkt - Cash Renegotiation	-175,285,086.25	3,000,000.00	0	0.01	0.010	0.00	0.00	0.00	
12/10/14	MMkt - Cash Renegotiation	-175,285,086.25	(121,000,000.00)	1	0.01	0.010	0.00	0.00	0.00	
12/11/14	MMkt - Cash Renegotiation	-188,285,086.25	(13,000,000.00)	1	0.01	0.010	0.00	0.00	0.00	
12/12/14	MMkt - Cash Renegotiation	-113,285,086.25	75,000,000.00	3	0.01	0.010	0.00	0.00	0.00	
12/15/14	MMkt - Cash Renegotiation	-120,285,086.25	(7,000,000.00)	1	0.01	0.010	0.00	0.00	0.00	
12/16/14	MMkt - Cash Renegotiation	-166,285,086.25	(46,000,000.00)	1	0.01	0.010	0.00	0.00	0.00	
12/17/14	MMkt - Cash Renegotiation	-185,285,086.25	(19,000,000.00)	1	0.01	0.010	0.00	0.00	0.00	
12/18/14	MMkt - Cash Renegotiation	-208,285,086.25	(23,000,000.00)	1	0.01	0.010	0.00	0.00	0.00	
12/19/14	MMkt - Cash Renegotiation	-152,285,086.25	56,000,000.00	3	0.01	0.010	0.00	0.00	0.00	
12/22/14	MMkt - Cash Renegotiation	-183,285,086.25	(31,000,000.00)	1	0.01	0.010	0.00	0.00	0.00	
12/23/14	MMkt - Cash Renegotiation	-192,285,086.25	(9,000,000.00)	1	0.01	0.010	0.00	0.00	0.00	
12/24/14	MMkt - Cash Renegotiation	-134,285,086.25	58,000,000.00	5	0.01	0.010	0.00	0.00	0.00	
12/29/14	MMkt - Cash Renegotiation	-178,285,086.25	(44,000,000.00)	1	0.01	0.010	0.00	0.00	0.00	
12/30/14	MMkt - Cash Renegotiation	-183,285,086.25	(5,000,000.00)	1	0.01	0.010	0.00	0.00	0.00	
12/31/14	MMkt - Cash Renegotiation	-207,286,166.03	(24,000,000.00)	0	0.01	0.010	0.00	0.00	0.00	
12/31/14	MMkt - Cash Int Payment/Receipt	-207,286,166.03	(1,079.78)	2	0.01	0.010	0.00	1,062.69	1,062.69	
1/2/15	MMkt - Cash Renegotiation	-176,286,166.03	31,000,000.00	3	0.01	0.010	0.00	0.00	0.00	
1/5/15	MMkt - Cash Renegotiation	-208,286,166.03	(32,000,000.00)	1	0.01	0.010	0.00	0.00	0.00	
1/6/15	MMkt - Cash Renegotiation	-194,286,166.03	14,000,000.00	1	0.01	0.010	0.00	0.00	0.00	
1/7/15	MMkt - Cash Renegotiation	-169,286,166.03	25,000,000.00	1	0.01	0.010	0.00	0.00	0.00	

Return on Investment - Detail - AST

Between: July 1, 2014 and July 1, 2015

Printed: June 30, 2015 3:13 pm

Cash Flow Date	Transaction Description	Orig Curr Balance	Local Currency Equivalent ()						Interest	Total Cost
			Principal Movement	Days	Yield	Adj Yield	Premium/ (Discount)			
Arkansas State Treasury (Con't)										
Money Market Funds Invest (Con't)										
106893 - Simmons Aim Institutional Fund - Tran Type: MMKT, Start: June 30, 2004, Maturity: Overnight										
1/8/15	MMkt - Cash Renegotiation	-226,286,166.03	(57,000,000.00)	1	0.01	0.010	0.00	0.00	0.00	
1/9/15	MMkt - Cash Renegotiation	-134,286,166.03	92,000,000.00	3	0.01	0.010	0.00	0.00	0.00	
1/12/15	MMkt - Cash Renegotiation	-140,286,166.03	(6,000,000.00)	2	0.01	0.010	0.00	0.00	0.00	
1/14/15	MMkt - Cash Renegotiation	-157,286,166.03	(17,000,000.00)	1	0.01	0.010	0.00	0.00	0.00	
1/15/15	MMkt - Cash Renegotiation	-197,286,166.03	(40,000,000.00)	1	0.01	0.010	0.00	0.00	0.00	
1/16/15	MMkt - Cash Renegotiation	-202,286,166.03	(5,000,000.00)	4	0.01	0.010	0.00	0.00	0.00	
1/20/15	MMkt - Cash Renegotiation	-234,286,166.03	(32,000,000.00)	1	0.01	0.010	0.00	0.00	0.00	
1/21/15	MMkt - Cash Renegotiation	-301,286,166.03	(67,000,000.00)	1	0.01	0.010	0.00	0.00	0.00	
1/22/15	MMkt - Cash Renegotiation	-363,286,166.03	(62,000,000.00)	1	0.01	0.010	0.00	0.00	0.00	
1/23/15	MMkt - Cash Renegotiation	-291,286,166.03	72,000,000.00	3	0.01	0.010	0.00	0.00	0.00	
1/26/15	MMkt - Cash Renegotiation	-300,286,166.03	(9,000,000.00)	1	0.01	0.010	0.00	0.00	0.00	
1/27/15	MMkt - Cash Renegotiation	-216,286,166.03	84,000,000.00	1	0.01	0.010	0.00	0.00	0.00	
1/28/15	MMkt - Cash Renegotiation	-196,286,166.03	20,000,000.00	1	0.01	0.010	0.00	0.00	0.00	
1/29/15	MMkt - Cash Renegotiation	-218,286,166.03	(22,000,000.00)	1	0.01	0.010	0.00	0.00	0.00	
1/30/15	MMkt - Cash Renegotiation	-193,287,913.52	25,000,000.00	1	0.01	0.010	0.00	0.00	0.00	
1/31/15	MMkt - Cash Int Payment/Receipt	-193,287,913.52	(1,747.49)	2	0.01	0.010	0.00	1,776.94	1,776.94	
2/2/15	MMkt - Cash Renegotiation	-201,287,913.52	(8,000,000.00)	1	0.01	0.010	0.00	0.00	0.00	
2/3/15	MMkt - Cash Renegotiation	-90,287,913.52	67,000,000.00	0	0.01	0.010	0.00	0.00	0.00	
2/3/15	MMkt - Cash Renegotiation	-90,287,913.52	44,000,000.00	1	0.01	0.010	0.00	0.00	0.00	
2/4/15	MMkt - Cash Renegotiation	-37,287,913.52	53,000,000.00	1	0.01	0.010	0.00	0.00	0.00	
2/5/15	MMkt - Cash Renegotiation	-53,287,913.52	(16,000,000.00)	1	0.01	0.010	0.00	0.00	0.00	
2/6/15	MMkt - Cash Renegotiation	-8,287,913.52	45,000,000.00	11	0.01	0.010	0.00	0.00	0.00	
2/17/15	MMkt - Cash Renegotiation	-41,287,913.52	7,000,000.00	0	0.01	0.010	0.00	0.00	0.00	
2/17/15	MMkt - Cash Renegotiation	-41,287,913.52	(40,000,000.00)	1	0.01	0.010	0.00	0.00	0.00	
2/18/15	MMkt - Cash Renegotiation	-1,287,913.52	40,000,000.00	7	0.01	0.010	0.00	0.00	0.00	
2/25/15	MMkt - Cash Renegotiation	-21,287,913.52	(20,000,000.00)	1	0.01	0.010	0.00	0.00	0.00	
2/26/15	MMkt - Cash Renegotiation	-11,287,913.52	10,000,000.00	1	0.01	0.010	0.00	0.00	0.00	
2/27/15	MMkt - Cash Renegotiation	-31,288,132.84	(20,000,000.00)	1	0.01	0.010	0.00	0.00	0.00	
2/28/15	MMkt - Cash Int Payment/Receipt	-31,288,132.84	(219.32)	2	0.01	0.010	0.00	266.88	266.88	
3/2/15	MMkt - Cash Renegotiation	-17,288,132.84	14,000,000.00	1	0.01	0.010	0.00	0.00	0.00	
3/3/15	MMkt - Cash Renegotiation	-49,288,132.84	(32,000,000.00)	1	0.01	0.010	0.00	0.00	0.00	
3/4/15	MMkt - Cash Renegotiation	-66,288,132.84	(17,000,000.00)	2	0.01	0.010	0.00	0.00	0.00	

Return on Investment - Detail - AST

Between: July 1, 2014 and July 1, 2015

Printed: June 30, 2015 3:13 pm

Cash Flow Date	Transaction Description	Orig Curr Balance	Local Currency Equivalent ()						Interest	Total Cost
			Principal Movement	Days	Yield	Adj Yield	Premium/ (Discount)			
Arkansas State Treasury (Con't)										
Money Market Funds Invest (Con't)										
106893 - Simmons Aim Institutional Fund - Tran Type: MMKT, Start: June 30, 2004, Maturity: Overnight										
3/6/15	MMkt - Cash Renegotiation	-32,288,132.84	34,000,000.00	3	0.01	0.010	0.00	0.00	0.00	
3/9/15	MMkt - Cash Renegotiation	-81,288,132.84	(49,000,000.00)	1	0.01	0.010	0.00	0.00	0.00	
3/10/15	MMkt - Cash Renegotiation	-47,288,132.84	34,000,000.00	2	0.01	0.010	0.00	0.00	0.00	
3/12/15	MMkt - Cash Renegotiation	-92,288,132.84	(45,000,000.00)	1	0.01	0.010	0.00	0.00	0.00	
3/13/15	MMkt - Cash Renegotiation	-43,288,132.84	49,000,000.00	3	0.01	0.010	0.00	0.00	0.00	
3/16/15	MMkt - Cash Renegotiation	-65,288,132.84	(22,000,000.00)	1	0.01	0.010	0.00	0.00	0.00	
3/17/15	MMkt - Cash Renegotiation	-116,288,132.84	(51,000,000.00)	1	0.01	0.010	0.00	0.00	0.00	
3/18/15	MMkt - Cash Renegotiation	-144,288,132.84	(20,000,000.00)	0	0.01	0.010	0.00	0.00	0.00	
3/18/15	MMkt - Cash Renegotiation	-144,288,132.84	(8,000,000.00)	1	0.01	0.010	0.00	0.00	0.00	
3/19/15	MMkt - Cash Renegotiation	-161,288,132.84	(17,000,000.00)	1	0.01	0.010	0.00	0.00	0.00	
3/20/15	MMkt - Cash Renegotiation	-106,288,132.84	55,000,000.00	3	0.01	0.010	0.00	0.00	0.00	
3/23/15	MMkt - Cash Renegotiation	-166,288,132.84	(60,000,000.00)	1	0.01	0.010	0.00	0.00	0.00	
3/24/15	MMkt - Cash Renegotiation	-186,288,132.84	(20,000,000.00)	1	0.01	0.010	0.00	0.00	0.00	
3/25/15	MMkt - Cash Renegotiation	-288,132.84	186,000,000.00	1	0.01	0.010	0.00	0.00	0.00	
3/26/15	MMkt - Cash Renegotiation	-24,288,132.84	(24,000,000.00)	1	0.01	0.010	0.00	0.00	0.00	
3/27/15	MMkt - Cash Renegotiation	-288,648.59	24,000,000.00	4	0.01	0.010	0.00	0.00	0.00	
3/31/15	MMkt - Cash Int Payment/Receipt	-288,648.59	(515.75)	9	0.01	0.010	0.00	531.76	531.76	
4/9/15	MMkt - Cash Renegotiation	-10,288,648.59	(10,000,000.00)	1	0.01	0.010	0.00	0.00	0.00	
4/10/15	MMkt - Cash Renegotiation	-288,648.59	10,000,000.00	10	0.01	0.010	0.00	0.00	0.00	
4/20/15	MMkt - Cash Renegotiation	-200,657.29	88,000.00	10	0.01	0.010	0.00	0.00	0.00	
4/30/15	MMkt - Cash Int Payment/Receipt	-200,657.29	(4.77)	31	0.01	0.010	0.00	4.87	4.87	
5/31/15	MMkt - Cash Int Payment/Receipt	-200,657.29	(3.93)	31	0.01	0.010	0.00	1.70	1.70	
7/1/15	Closing Balance	-200,657.29	(200,657.29)	0	0.01	0.010	0.00	1.70	1.70	
						0.010	0.00	7,970.88	7,970.88	
106895 - Federated Investment - Tran Type: MMKT, Start: June 30, 2004, Maturity: Overnight										
7/1/14	Opening Balance	-94,433,818.49	(94,433,818.49)	0	0.01	0.010	0.00	(25.87)	(25.87)	
7/1/14	MMkt - Cash Renegotiation	-84,433,818.49	10,000,000.00	1	0.01	0.010	0.00	0.00	0.00	
7/2/14	MMkt - Cash Renegotiation	-77,433,818.49	7,000,000.00	1	0.01	0.010	0.00	0.00	0.00	
7/3/14	MMkt - Cash Renegotiation	-40,433,818.49	22,000,000.00	0	0.01	0.010	0.00	0.00	0.00	
7/3/14	MMkt - Cash Renegotiation	-40,433,818.49	15,000,000.00	4	0.01	0.010	0.00	0.00	0.00	
7/7/14	MMkt - Cash Renegotiation	-60,433,818.49	(20,000,000.00)	1	0.01	0.010	0.00	0.00	0.00	
7/8/14	MMkt - Cash Renegotiation	-77,433,818.49	(17,000,000.00)	2	0.01	0.010	0.00	0.00	0.00	

Return on Investment - Detail - AST

Between: July 1, 2014 and July 1, 2015

Printed: June 30, 2015 3:13 pm

Cash Flow Date	Transaction Description	Orig Curr Balance	Local Currency Equivalent ()						Interest	Total Cost
			Principal Movement	Days	Yield	Adj Yield	Premium/ (Discount)			
Arkansas State Treasury (Con't)										
Money Market Funds Invest (Con't)										
106895 - Federated Investment - Tran Type: MMKT, Start: June 30, 2004, Maturity: Overnight										
7/10/14	MMkt - Cash Renegotiation	-144,433,818.49	(67,000,000.00)	1	0.01	0.010	0.00	0.00	0.00	
7/11/14	MMkt - Cash Renegotiation	-82,433,818.49	62,000,000.00	3	0.01	0.010	0.00	0.00	0.00	
7/14/14	MMkt - Cash Renegotiation	-50,433,818.49	32,000,000.00	1	0.01	0.010	0.00	0.00	0.00	
7/15/14	MMkt - Cash Renegotiation	-60,433,818.49	(10,000,000.00)	1	0.01	0.010	0.00	0.00	0.00	
7/16/14	MMkt - Cash Renegotiation	-95,433,818.49	(35,000,000.00)	1	0.01	0.010	0.00	0.00	0.00	
7/17/14	MMkt - Cash Renegotiation	-116,433,818.49	(21,000,000.00)	1	0.01	0.010	0.00	0.00	0.00	
7/18/14	MMkt - Cash Renegotiation	-99,433,818.49	17,000,000.00	3	0.01	0.010	0.00	0.00	0.00	
7/21/14	MMkt - Cash Renegotiation	-108,433,818.49	(9,000,000.00)	1	0.01	0.010	0.00	0.00	0.00	
7/22/14	MMkt - Cash Renegotiation	-143,433,818.49	(35,000,000.00)	1	0.01	0.010	0.00	0.00	0.00	
7/23/14	MMkt - Cash Renegotiation	-137,433,818.49	6,000,000.00	1	0.01	0.010	0.00	0.00	0.00	
7/24/14	MMkt - Cash Renegotiation	-166,433,818.49	(29,000,000.00)	1	0.01	0.010	0.00	0.00	0.00	
7/25/14	MMkt - Cash Renegotiation	-117,433,818.49	49,000,000.00	3	0.01	0.010	0.00	0.00	0.00	
7/28/14	MMkt - Cash Renegotiation	-129,433,818.49	(12,000,000.00)	1	0.01	0.010	0.00	0.00	0.00	
7/29/14	MMkt - Cash Renegotiation	-147,433,818.49	(18,000,000.00)	1	0.01	0.010	0.00	0.00	0.00	
7/30/14	MMkt - Cash Renegotiation	-152,433,818.49	(5,000,000.00)	1	0.01	0.010	0.00	0.00	0.00	
7/31/14	MMkt - Cash Renegotiation	-169,434,656.51	(17,000,000.00)	0	0.01	0.010	0.00	0.00	0.00	
7/31/14	MMkt - Cash Int Payment/Receipt	-169,434,656.51	(838.02)	1	0.01	0.010	0.00	817.38	817.38	
8/1/14	MMkt - Cash Renegotiation	-132,434,656.51	37,000,000.00	3	0.01	0.010	0.00	0.00	0.00	
8/4/14	MMkt - Cash Renegotiation	-136,434,656.51	(4,000,000.00)	1	0.01	0.010	0.00	0.00	0.00	
8/5/14	MMkt - Cash Renegotiation	-127,434,656.51	9,000,000.00	1	0.01	0.010	0.00	0.00	0.00	
8/6/14	MMkt - Cash Renegotiation	-117,434,656.51	10,000,000.00	1	0.01	0.010	0.00	0.00	0.00	
8/7/14	MMkt - Cash Renegotiation	-128,434,656.51	(11,000,000.00)	1	0.01	0.010	0.00	0.00	0.00	
8/8/14	MMkt - Cash Renegotiation	-55,434,656.51	73,000,000.00	4	0.01	0.010	0.00	0.00	0.00	
8/12/14	MMkt - Cash Renegotiation	-65,434,656.51	(10,000,000.00)	1	0.01	0.010	0.00	0.00	0.00	
8/13/14	MMkt - Cash Renegotiation	-75,434,656.51	(10,000,000.00)	1	0.01	0.010	0.00	0.00	0.00	
8/14/14	MMkt - Cash Renegotiation	-131,434,656.51	(56,000,000.00)	1	0.01	0.010	0.00	0.00	0.00	
8/15/14	MMkt - Cash Renegotiation	-78,434,656.51	53,000,000.00	3	0.01	0.010	0.00	0.00	0.00	
8/18/14	MMkt - Cash Renegotiation	-110,434,656.51	(32,000,000.00)	1	0.01	0.010	0.00	0.00	0.00	
8/19/14	MMkt - Cash Renegotiation	-130,434,656.51	(20,000,000.00)	1	0.01	0.010	0.00	0.00	0.00	
8/20/14	MMkt - Cash Renegotiation	-146,434,656.51	(16,000,000.00)	1	0.01	0.010	0.00	0.00	0.00	
8/21/14	MMkt - Cash Renegotiation	-202,434,656.51	(56,000,000.00)	1	0.01	0.010	0.00	0.00	0.00	
8/22/14	MMkt - Cash Renegotiation	-172,434,656.51	30,000,000.00	3	0.01	0.010	0.00	0.00	0.00	

Return on Investment - Detail - AST

Between: July 1, 2014 and July 1, 2015

Printed: June 30, 2015 3:13 pm

Cash Flow Date	Transaction Description	Orig Curr Balance	Local Currency Equivalent ()						Interest	Total Cost
			Principal Movement	Days	Yield	Adj Yield	Premium/ (Discount)			
Arkansas State Treasury (Con't)										
Money Market Funds Invest (Con't)										
106895 - Federated Investment - Tran Type: MMKT, Start: June 30, 2004, Maturity: Overnight										
8/25/14	MMkt - Cash Renegotiation	-139,434,656.51	33,000,000.00	1	0.01	0.010	0.00	0.00	0.00	
8/26/14	MMkt - Cash Renegotiation	-90,434,656.51	49,000,000.00	1	0.01	0.010	0.00	0.00	0.00	
8/27/14	MMkt - Cash Renegotiation	-105,434,656.51	(15,000,000.00)	1	0.01	0.010	0.00	0.00	0.00	
8/28/14	MMkt - Cash Renegotiation	-125,434,656.51	(20,000,000.00)	1	0.01	0.010	0.00	0.00	0.00	
8/29/14	MMkt - Cash Renegotiation	-107,435,623.58	18,000,000.00	2	0.01	0.010	0.00	0.00	0.00	
8/31/14	MMkt - Cash Int Payment/Receipt	-107,435,623.58	(967.07)	5	0.01	0.010	0.00	983.17	983.17	
9/5/14	MMkt - Cash Renegotiation	-62,435,623.58	45,000,000.00	4	0.01	0.010	0.00	0.00	0.00	
9/9/14	MMkt - Cash Renegotiation	-66,435,623.58	(4,000,000.00)	1	0.01	0.010	0.00	0.00	0.00	
9/10/14	MMkt - Cash Renegotiation	-47,435,623.58	19,000,000.00	1	0.01	0.010	0.00	0.00	0.00	
9/11/14	MMkt - Cash Renegotiation	-110,435,623.58	(63,000,000.00)	1	0.01	0.010	0.00	0.00	0.00	
9/12/14	MMkt - Cash Renegotiation	-77,435,623.58	33,000,000.00	3	0.01	0.010	0.00	0.00	0.00	
9/15/14	MMkt - Cash Renegotiation	-93,435,623.58	(16,000,000.00)	1	0.01	0.010	0.00	0.00	0.00	
9/16/14	MMkt - Cash Renegotiation	-140,435,623.58	(47,000,000.00)	1	0.01	0.010	0.00	0.00	0.00	
9/17/14	MMkt - Cash Renegotiation	-158,435,623.58	(18,000,000.00)	1	0.01	0.010	0.00	0.00	0.00	
9/18/14	MMkt - Cash Renegotiation	-183,435,623.58	(25,000,000.00)	1	0.01	0.010	0.00	0.00	0.00	
9/19/14	MMkt - Cash Renegotiation	-142,435,623.58	41,000,000.00	3	0.01	0.010	0.00	0.00	0.00	
9/22/14	MMkt - Cash Renegotiation	-171,435,623.58	(29,000,000.00)	1	0.01	0.010	0.00	0.00	0.00	
9/23/14	MMkt - Cash Renegotiation	-202,435,623.58	(31,000,000.00)	1	0.01	0.010	0.00	0.00	0.00	
9/24/14	MMkt - Cash Renegotiation	-184,435,623.58	18,000,000.00	1	0.01	0.010	0.00	0.00	0.00	
9/25/14	MMkt - Cash Renegotiation	-213,435,623.58	(29,000,000.00)	1	0.01	0.010	0.00	0.00	0.00	
9/26/14	MMkt - Cash Renegotiation	-197,435,623.58	16,000,000.00	3	0.01	0.010	0.00	0.00	0.00	
9/29/14	MMkt - Cash Renegotiation	-147,435,623.58	50,000,000.00	1	0.01	0.010	0.00	0.00	0.00	
9/30/14	MMkt - Cash Renegotiation	-142,436,662.93	5,000,000.00	0	0.01	0.010	0.00	0.00	0.00	
9/30/14	MMkt - Cash Int Payment/Receipt	-142,436,662.93	(1,039.35)	1	0.01	0.010	0.00	1,029.63	1,029.63	
10/1/14	MMkt - Cash Renegotiation	-115,436,662.93	27,000,000.00	1	0.01	0.010	0.00	0.00	0.00	
10/2/14	MMkt - Cash Renegotiation	-136,436,662.93	(21,000,000.00)	1	0.01	0.010	0.00	0.00	0.00	
10/3/14	MMkt - Cash Renegotiation	-89,436,662.93	47,000,000.00	3	0.01	0.010	0.00	0.00	0.00	
10/6/14	MMkt - Cash Renegotiation	-79,436,662.93	10,000,000.00	2	0.01	0.010	0.00	0.00	0.00	
10/8/14	MMkt - Cash Renegotiation	-74,436,662.93	5,000,000.00	1	0.01	0.010	0.00	0.00	0.00	
10/9/14	MMkt - Cash Renegotiation	-125,436,662.93	(51,000,000.00)	1	0.01	0.010	0.00	0.00	0.00	
10/10/14	MMkt - Cash Renegotiation	-48,436,662.93	77,000,000.00	5	0.01	0.010	0.00	0.00	0.00	
10/15/14	MMkt - Cash Renegotiation	-55,436,662.93	(7,000,000.00)	1	0.01	0.010	0.00	0.00	0.00	

Return on Investment - Detail - AST

Between: July 1, 2014 and July 1, 2015

Printed: June 30, 2015 3:13 pm

Cash Flow Date	Transaction Description	Orig Curr Balance	Local Currency Equivalent ()						Interest	Total Cost
			Principal Movement	Days	Yield	Adj Yield	Premium/ (Discount)			
Arkansas State Treasury (Con't)										
Money Market Funds Invest (Con't)										
106895 - Federated Investment - Tran Type: MMKT, Start: June 30, 2004, Maturity: Overnight										
10/16/14	MMkt - Cash Renegotiation	-123,436,662.93	(68,000,000.00)	1	0.01	0.010	0.00	0.00	0.00	
10/17/14	MMkt - Cash Renegotiation	-103,436,662.93	20,000,000.00	3	0.01	0.010	0.00	0.00	0.00	
10/20/14	MMkt - Cash Renegotiation	-110,436,662.93	(7,000,000.00)	1	0.01	0.010	0.00	0.00	0.00	
10/21/14	MMkt - Cash Renegotiation	-176,436,662.93	(66,000,000.00)	1	0.01	0.010	0.00	0.00	0.00	
10/22/14	MMkt - Cash Renegotiation	-191,436,662.93	(15,000,000.00)	1	0.01	0.010	0.00	0.00	0.00	
10/23/14	MMkt - Cash Renegotiation	-180,436,662.93	11,000,000.00	1	0.01	0.010	0.00	0.00	0.00	
10/24/14	MMkt - Cash Renegotiation	-72,436,662.93	108,000,000.00	3	0.01	0.010	0.00	0.00	0.00	
10/27/14	MMkt - Cash Renegotiation	-87,436,662.93	(15,000,000.00)	1	0.01	0.010	0.00	0.00	0.00	
10/28/14	MMkt - Cash Renegotiation	-102,436,662.93	(15,000,000.00)	1	0.01	0.010	0.00	0.00	0.00	
10/29/14	MMkt - Cash Renegotiation	-108,436,662.93	(6,000,000.00)	1	0.01	0.010	0.00	0.00	0.00	
10/30/14	MMkt - Cash Renegotiation	-124,436,662.93	(16,000,000.00)	1	0.01	0.010	0.00	0.00	0.00	
10/31/14	MMkt - Cash Renegotiation	-93,437,485.64	31,000,000.00	0	0.01	0.010	0.00	0.00	0.00	
10/31/14	MMkt - Cash Int Payment/Receipt	-93,437,485.64	(822.71)	3	0.01	0.010	0.00	836.05	836.05	
11/3/14	MMkt - Cash Renegotiation	-78,437,485.64	15,000,000.00	1	0.01	0.010	0.00	0.00	0.00	
11/4/14	MMkt - Cash Renegotiation	-85,437,485.64	(7,000,000.00)	1	0.01	0.010	0.00	0.00	0.00	
11/5/14	MMkt - Cash Renegotiation	-79,437,485.64	6,000,000.00	1	0.01	0.010	0.00	0.00	0.00	
11/6/14	MMkt - Cash Renegotiation	-99,437,485.64	(20,000,000.00)	1	0.01	0.010	0.00	0.00	0.00	
11/7/14	MMkt - Cash Renegotiation	-49,437,485.64	50,000,000.00	3	0.01	0.010	0.00	0.00	0.00	
11/10/14	MMkt - Cash Renegotiation	-31,437,485.64	18,000,000.00	3	0.01	0.010	0.00	0.00	0.00	
11/13/14	MMkt - Cash Renegotiation	-106,437,485.64	(75,000,000.00)	1	0.01	0.010	0.00	0.00	0.00	
11/14/14	MMkt - Cash Renegotiation	-26,437,485.64	80,000,000.00	3	0.01	0.010	0.00	0.00	0.00	
11/17/14	MMkt - Cash Renegotiation	-42,437,485.64	(16,000,000.00)	1	0.01	0.010	0.00	0.00	0.00	
11/18/14	MMkt - Cash Renegotiation	-84,437,485.64	(42,000,000.00)	1	0.01	0.010	0.00	0.00	0.00	
11/19/14	MMkt - Cash Renegotiation	-101,437,485.64	(6,000,000.00)	0	0.01	0.010	0.00	0.00	0.00	
11/19/14	MMkt - Cash Renegotiation	-101,437,485.64	(11,000,000.00)	1	0.01	0.010	0.00	0.00	0.00	
11/20/14	MMkt - Cash Renegotiation	-131,437,485.64	(30,000,000.00)	1	0.01	0.010	0.00	0.00	0.00	
11/21/14	MMkt - Cash Renegotiation	-161,437,485.64	(30,000,000.00)	3	0.01	0.010	0.00	0.00	0.00	
11/24/14	MMkt - Cash Renegotiation	-116,437,485.64	45,000,000.00	1	0.01	0.010	0.00	0.00	0.00	
11/25/14	MMkt - Cash Renegotiation	-98,437,485.64	18,000,000.00	1	0.01	0.010	0.00	0.00	0.00	
11/26/14	MMkt - Cash Renegotiation	-87,437,485.64	11,000,000.00	2	0.01	0.010	0.00	0.00	0.00	
11/28/14	MMkt - Cash Renegotiation	-57,438,160.59	30,000,000.00	2	0.01	0.010	0.00	0.00	0.00	
11/30/14	MMkt - Cash Int Payment/Receipt	-57,438,160.59	(674.95)	2	0.01	0.010	0.00	657.56	657.56	

Return on Investment - Detail - AST

Between: July 1, 2014 and July 1, 2015

Printed: June 30, 2015 3:13 pm

Cash Flow Date	Transaction Description	Orig Curr Balance	Local Currency Equivalent ()						Interest	Total Cost
			Principal Movement	Days	Yield	Adj Yield	Premium/ (Discount)			
Arkansas State Treasury (Con't)										
Money Market Funds Invest (Con't)										
106895 - Federated Investment - Tran Type: MMKT, Start: June 30, 2004, Maturity: Overnight										
12/2/14	MMkt - Cash Renegotiation	-61,438,160.59	(4,000,000.00)	1	0.01	0.010	0.00	0.00	0.00	
12/3/14	MMkt - Cash Renegotiation	-68,438,160.59	(7,000,000.00)	1	0.01	0.010	0.00	0.00	0.00	
12/4/14	MMkt - Cash Renegotiation	-93,438,160.59	(25,000,000.00)	1	0.01	0.010	0.00	0.00	0.00	
12/5/14	MMkt - Cash Renegotiation	-49,438,160.59	44,000,000.00	3	0.01	0.010	0.00	0.00	0.00	
12/8/14	MMkt - Cash Renegotiation	-45,438,160.59	4,000,000.00	1	0.01	0.010	0.00	0.00	0.00	
12/9/14	MMkt - Cash Renegotiation	-57,438,160.59	(12,000,000.00)	1	0.01	0.010	0.00	0.00	0.00	
12/10/14	MMkt - Cash Renegotiation	-175,438,160.59	3,000,000.00	0	0.01	0.010	0.00	0.00	0.00	
12/10/14	MMkt - Cash Renegotiation	-175,438,160.59	(121,000,000.00)	1	0.01	0.010	0.00	0.00	0.00	
12/11/14	MMkt - Cash Renegotiation	-188,438,160.59	(13,000,000.00)	1	0.01	0.010	0.00	0.00	0.00	
12/12/14	MMkt - Cash Renegotiation	-113,438,160.59	75,000,000.00	3	0.01	0.010	0.00	0.00	0.00	
12/15/14	MMkt - Cash Renegotiation	-120,438,160.59	(7,000,000.00)	1	0.01	0.010	0.00	0.00	0.00	
12/16/14	MMkt - Cash Renegotiation	-166,438,160.59	(46,000,000.00)	1	0.01	0.010	0.00	0.00	0.00	
12/17/14	MMkt - Cash Renegotiation	-185,438,160.59	(19,000,000.00)	1	0.01	0.010	0.00	0.00	0.00	
12/18/14	MMkt - Cash Renegotiation	-208,438,160.59	(23,000,000.00)	1	0.01	0.010	0.00	0.00	0.00	
12/19/14	MMkt - Cash Renegotiation	-152,438,160.59	56,000,000.00	3	0.01	0.010	0.00	0.00	0.00	
12/22/14	MMkt - Cash Renegotiation	-183,438,160.59	(31,000,000.00)	1	0.01	0.010	0.00	0.00	0.00	
12/23/14	MMkt - Cash Renegotiation	-192,438,160.59	(9,000,000.00)	1	0.01	0.010	0.00	0.00	0.00	
12/24/14	MMkt - Cash Renegotiation	-134,438,160.59	58,000,000.00	5	0.01	0.010	0.00	0.00	0.00	
12/29/14	MMkt - Cash Renegotiation	-178,438,160.59	(44,000,000.00)	1	0.01	0.010	0.00	0.00	0.00	
12/30/14	MMkt - Cash Renegotiation	-183,438,160.59	(5,000,000.00)	1	0.01	0.010	0.00	0.00	0.00	
12/31/14	MMkt - Cash Renegotiation	-207,439,254.30	(24,000,000.00)	0	0.01	0.010	0.00	0.00	0.00	
12/31/14	MMkt - Cash Int Payment/Receipt	-207,439,254.30	(1,093.71)	2	0.01	0.010	0.00	1,052.50	1,052.50	
1/2/15	MMkt - Cash Renegotiation	-176,439,254.30	31,000,000.00	3	0.01	0.010	0.00	0.00	0.00	
1/5/15	MMkt - Cash Renegotiation	-208,439,254.30	(32,000,000.00)	1	0.01	0.010	0.00	0.00	0.00	
1/6/15	MMkt - Cash Renegotiation	-194,439,254.30	14,000,000.00	1	0.01	0.010	0.00	0.00	0.00	
1/7/15	MMkt - Cash Renegotiation	-169,439,254.30	25,000,000.00	1	0.01	0.010	0.00	0.00	0.00	
1/8/15	MMkt - Cash Renegotiation	-226,439,254.30	(57,000,000.00)	1	0.01	0.010	0.00	0.00	0.00	
1/9/15	MMkt - Cash Renegotiation	-134,439,254.30	92,000,000.00	3	0.01	0.010	0.00	0.00	0.00	
1/12/15	MMkt - Cash Renegotiation	-140,439,254.30	(6,000,000.00)	2	0.01	0.010	0.00	0.00	0.00	
1/14/15	MMkt - Cash Renegotiation	-157,439,254.30	(17,000,000.00)	1	0.01	0.010	0.00	0.00	0.00	
1/15/15	MMkt - Cash Renegotiation	-197,439,254.30	(40,000,000.00)	1	0.01	0.010	0.00	0.00	0.00	
1/16/15	MMkt - Cash Renegotiation	-202,439,254.30	(5,000,000.00)	4	0.01	0.010	0.00	0.00	0.00	

Return on Investment - Detail - AST

Between: July 1, 2014 and July 1, 2015

Printed: June 30, 2015 3:13 pm

Cash Flow Date	Transaction Description	Orig Curr Balance	Local Currency Equivalent ()						Interest	Total Cost
			Principal Movement	Days	Yield	Adj Yield	Premium/ (Discount)			
Arkansas State Treasury (Con't)										
Money Market Funds Invest (Con't)										
106895 - Federated Investment - Tran Type: MMKT, Start: June 30, 2004, Maturity: Overnight										
1/20/15	MMkt - Cash Renegotiation	-234,439,254.30	(32,000,000.00)	1	0.01	0.010	0.00	0.00	0.00	
1/21/15	MMkt - Cash Renegotiation	-301,439,254.30	(67,000,000.00)	1	0.01	0.010	0.00	0.00	0.00	
1/22/15	MMkt - Cash Renegotiation	-363,439,254.30	(62,000,000.00)	1	0.01	0.010	0.00	0.00	0.00	
1/23/15	MMkt - Cash Renegotiation	-291,439,254.30	72,000,000.00	3	0.01	0.010	0.00	0.00	0.00	
1/26/15	MMkt - Cash Renegotiation	-300,439,254.30	(9,000,000.00)	1	0.01	0.010	0.00	0.00	0.00	
1/27/15	MMkt - Cash Renegotiation	-216,439,254.30	84,000,000.00	1	0.01	0.010	0.00	0.00	0.00	
1/28/15	MMkt - Cash Renegotiation	-196,439,254.30	20,000,000.00	1	0.01	0.010	0.00	0.00	0.00	
1/29/15	MMkt - Cash Renegotiation	-218,439,254.30	(22,000,000.00)	1	0.01	0.010	0.00	0.00	0.00	
1/30/15	MMkt - Cash Renegotiation	-193,441,028.87	25,000,000.00	1	0.01	0.010	0.00	0.00	0.00	
1/31/15	MMkt - Cash Int Payment/Receipt	-193,441,028.87	(1,774.57)	2	0.01	0.010	0.00	1,778.25	1,778.25	
2/2/15	MMkt - Cash Renegotiation	-201,441,028.87	(8,000,000.00)	1	0.01	0.010	0.00	0.00	0.00	
2/3/15	MMkt - Cash Renegotiation	-90,441,028.87	67,000,000.00	0	0.01	0.010	0.00	0.00	0.00	
2/3/15	MMkt - Cash Renegotiation	-90,441,028.87	44,000,000.00	1	0.01	0.010	0.00	0.00	0.00	
2/4/15	MMkt - Cash Renegotiation	-37,441,028.87	53,000,000.00	1	0.01	0.010	0.00	0.00	0.00	
2/5/15	MMkt - Cash Renegotiation	-53,441,028.87	(16,000,000.00)	1	0.01	0.010	0.00	0.00	0.00	
2/6/15	MMkt - Cash Renegotiation	-8,441,028.87	45,000,000.00	18	0.01	0.010	0.00	0.00	0.00	
2/24/15	MMkt - Cash Renegotiation	-1,441,028.87	7,000,000.00	1	0.01	0.010	0.00	0.00	0.00	
2/25/15	MMkt - Cash Renegotiation	-21,441,028.87	(20,000,000.00)	1	0.01	0.010	0.00	0.00	0.00	
2/26/15	MMkt - Cash Renegotiation	-11,441,028.87	10,000,000.00	1	0.01	0.010	0.00	0.00	0.00	
2/27/15	MMkt - Cash Renegotiation	-31,441,254.93	(20,000,000.00)	1	0.01	0.010	0.00	0.00	0.00	
2/28/15	MMkt - Cash Int Payment/Receipt	-31,441,254.93	(226.06)	2	0.01	0.010	0.00	270.50	270.50	
3/2/15	MMkt - Cash Renegotiation	-17,441,254.93	14,000,000.00	1	0.01	0.010	0.00	0.00	0.00	
3/3/15	MMkt - Cash Renegotiation	-49,441,254.93	(32,000,000.00)	1	0.01	0.010	0.00	0.00	0.00	
3/4/15	MMkt - Cash Renegotiation	-66,441,254.93	(17,000,000.00)	2	0.01	0.010	0.00	0.00	0.00	
3/6/15	MMkt - Cash Renegotiation	-32,441,254.93	34,000,000.00	3	0.01	0.010	0.00	0.00	0.00	
3/9/15	MMkt - Cash Renegotiation	-81,441,254.93	(49,000,000.00)	1	0.01	0.010	0.00	0.00	0.00	
3/10/15	MMkt - Cash Renegotiation	-47,441,254.93	34,000,000.00	2	0.01	0.010	0.00	0.00	0.00	
3/12/15	MMkt - Cash Renegotiation	-92,441,254.93	(45,000,000.00)	1	0.01	0.010	0.00	0.00	0.00	
3/13/15	MMkt - Cash Renegotiation	-43,441,254.93	49,000,000.00	3	0.01	0.010	0.00	0.00	0.00	
3/16/15	MMkt - Cash Renegotiation	-65,441,254.93	(22,000,000.00)	1	0.01	0.010	0.00	0.00	0.00	
3/17/15	MMkt - Cash Renegotiation	-116,441,254.93	(51,000,000.00)	1	0.01	0.010	0.00	0.00	0.00	
3/18/15	MMkt - Cash Renegotiation	-136,441,254.93	(20,000,000.00)	1	0.01	0.010	0.00	0.00	0.00	

Return on Investment - Detail - AST

Between: July 1, 2014 and July 1, 2015

Printed: June 30, 2015 3:13 pm

Cash Flow Date	Transaction Description	Orig Curr Balance	Local Currency Equivalent ()						
			Principal Movement	Days	Yield	Adj Yield	Premium/ (Discount)	Interest	Total Cost
Arkansas State Treasury (Con't)									
Money Market Funds Invest (Con't)									
106895 - Federated Investment - Tran Type: MMKT, Start: June 30, 2004, Maturity: Overnight									
3/19/15	MMkt - Cash Renegotiation	-161,441,254.93	(25,000,000.00)	1	0.01	0.010	0.00	0.00	0.00
3/20/15	MMkt - Cash Renegotiation	-106,441,254.93	55,000,000.00	3	0.01	0.010	0.00	0.00	0.00
3/23/15	MMkt - Cash Renegotiation	-166,441,254.93	(60,000,000.00)	1	0.01	0.010	0.00	0.00	0.00
3/24/15	MMkt - Cash Renegotiation	-186,441,254.93	(20,000,000.00)	1	0.01	0.010	0.00	0.00	0.00
3/25/15	MMkt - Cash Renegotiation	-441,254.93	186,000,000.00	1	0.01	0.010	0.00	0.00	0.00
3/26/15	MMkt - Cash Renegotiation	-24,441,254.93	(24,000,000.00)	1	0.01	0.010	0.00	0.00	0.00
3/27/15	MMkt - Cash Renegotiation	-441,777.30	24,000,000.00	4	0.01	0.010	0.00	0.00	0.00
3/31/15	MMkt - Cash Int Payment/Receipt	-441,777.30	(522.37)	9	0.01	0.010	0.00	530.88	530.88
4/9/15	MMkt - Cash Renegotiation	-10,441,777.30	(10,000,000.00)	1	0.01	0.010	0.00	0.00	0.00
4/10/15	MMkt - Cash Renegotiation	-441,777.30	10,000,000.00	10	0.01	0.010	0.00	0.00	0.00
4/20/15	MMkt - Cash Renegotiation	-200,784.84	241,000.00	10	0.01	0.010	0.00	0.00	0.00
4/30/15	MMkt - Cash Int Payment/Receipt	-200,784.84	(5.68)	31	0.01	0.010	0.00	5.71	5.71
5/31/15	MMkt - Cash Int Payment/Receipt	-200,784.84	(1.86)	31	0.01	0.010	0.00	1.71	1.71
7/1/15	Closing Balance	-200,784.84	(200,784.84)	0	0.01	0.010	0.00	1.71	1.71
						0.010	0.00	7,939.18	7,939.18
106897 - BOA Securities, LLC MM - Tran Type: MMKT, Start: June 30, 2004, Maturity: Overnight									
7/1/14	Opening Balance	-94,944,274.59	(94,944,274.59)	0	0.01	0.010	0.00	(26.01)	(26.01)
7/1/14	MMkt - Cash Renegotiation	-84,944,274.59	10,000,000.00	1	0.01	0.010	0.00	0.00	0.00
7/2/14	MMkt - Cash Renegotiation	-77,944,274.59	7,000,000.00	1	0.01	0.010	0.00	0.00	0.00
7/3/14	MMkt - Cash Renegotiation	-55,944,274.59	22,000,000.00	4	0.01	0.010	0.00	0.00	0.00
7/7/14	MMkt - Cash Renegotiation	-60,944,274.59	(5,000,000.00)	1	0.01	0.010	0.00	0.00	0.00
7/8/14	MMkt - Cash Renegotiation	-77,944,274.59	(17,000,000.00)	2	0.01	0.010	0.00	0.00	0.00
7/10/14	MMkt - Cash Renegotiation	-144,944,274.59	(67,000,000.00)	1	0.01	0.010	0.00	0.00	0.00
7/11/14	MMkt - Cash Renegotiation	-82,944,274.59	62,000,000.00	3	0.01	0.010	0.00	0.00	0.00
7/14/14	MMkt - Cash Renegotiation	-50,944,274.59	32,000,000.00	1	0.01	0.010	0.00	0.00	0.00
7/15/14	MMkt - Cash Renegotiation	-60,944,274.59	(10,000,000.00)	1	0.01	0.010	0.00	0.00	0.00
7/16/14	MMkt - Cash Renegotiation	-95,944,274.59	(35,000,000.00)	1	0.01	0.010	0.00	0.00	0.00
7/17/14	MMkt - Cash Renegotiation	-116,944,274.59	(21,000,000.00)	1	0.01	0.010	0.00	0.00	0.00
7/18/14	MMkt - Cash Renegotiation	-99,944,274.59	17,000,000.00	3	0.01	0.010	0.00	0.00	0.00
7/21/14	MMkt - Cash Renegotiation	-108,944,274.59	(9,000,000.00)	1	0.01	0.010	0.00	0.00	0.00
7/22/14	MMkt - Cash Renegotiation	-143,944,274.59	(35,000,000.00)	1	0.01	0.010	0.00	0.00	0.00
7/23/14	MMkt - Cash Renegotiation	-137,944,274.59	6,000,000.00	1	0.01	0.010	0.00	0.00	0.00

Return on Investment - Detail - AST

Between: July 1, 2014 and July 1, 2015

Printed: June 30, 2015 3:13 pm

Cash Flow Date	Transaction Description	Orig Curr Balance	Local Currency Equivalent ()						Interest	Total Cost
			Principal Movement	Days	Yield	Adj Yield	Premium/ (Discount)			
Arkansas State Treasury (Con't)										
Money Market Funds Invest (Con't)										
106897 - BOA Securities, LLC MM - Tran Type: MMKT, Start: June 30, 2004, Maturity: Overnight										
7/24/14	MMkt - Cash Renegotiation	-166,944,274.59	(29,000,000.00)	1	0.01	0.010	0.00	0.00	0.00	
7/25/14	MMkt - Cash Renegotiation	-117,944,274.59	49,000,000.00	3	0.01	0.010	0.00	0.00	0.00	
7/28/14	MMkt - Cash Renegotiation	-129,944,274.59	(12,000,000.00)	1	0.01	0.010	0.00	0.00	0.00	
7/29/14	MMkt - Cash Renegotiation	-147,944,274.59	(18,000,000.00)	1	0.01	0.010	0.00	0.00	0.00	
7/30/14	MMkt - Cash Renegotiation	-152,944,274.59	(5,000,000.00)	1	0.01	0.010	0.00	0.00	0.00	
7/31/14	MMkt - Cash Renegotiation	-169,945,133.38	(17,000,000.00)	0	0.01	0.010	0.00	0.00	0.00	
7/31/14	MMkt - Cash Int Payment/Receipt	-169,945,133.38	(858.79)	1	0.01	0.010	0.00	838.16	838.16	
8/1/14	MMkt - Cash Renegotiation	-132,945,133.38	37,000,000.00	3	0.01	0.010	0.00	0.00	0.00	
8/4/14	MMkt - Cash Renegotiation	-136,945,133.38	(4,000,000.00)	1	0.01	0.010	0.00	0.00	0.00	
8/5/14	MMkt - Cash Renegotiation	-127,945,133.38	9,000,000.00	1	0.01	0.010	0.00	0.00	0.00	
8/6/14	MMkt - Cash Renegotiation	-117,945,133.38	10,000,000.00	1	0.01	0.010	0.00	0.00	0.00	
8/7/14	MMkt - Cash Renegotiation	-128,945,133.38	(11,000,000.00)	1	0.01	0.010	0.00	0.00	0.00	
8/8/14	MMkt - Cash Renegotiation	-55,945,133.38	73,000,000.00	4	0.01	0.010	0.00	0.00	0.00	
8/12/14	MMkt - Cash Renegotiation	-65,945,133.38	(10,000,000.00)	1	0.01	0.010	0.00	0.00	0.00	
8/13/14	MMkt - Cash Renegotiation	-75,945,133.38	(10,000,000.00)	1	0.01	0.010	0.00	0.00	0.00	
8/14/14	MMkt - Cash Renegotiation	-131,945,133.38	(56,000,000.00)	1	0.01	0.010	0.00	0.00	0.00	
8/15/14	MMkt - Cash Renegotiation	-78,945,133.38	53,000,000.00	3	0.01	0.010	0.00	0.00	0.00	
8/18/14	MMkt - Cash Renegotiation	-110,945,133.38	(32,000,000.00)	1	0.01	0.010	0.00	0.00	0.00	
8/19/14	MMkt - Cash Renegotiation	-130,945,133.38	(20,000,000.00)	1	0.01	0.010	0.00	0.00	0.00	
8/20/14	MMkt - Cash Renegotiation	-146,945,133.38	(16,000,000.00)	1	0.01	0.010	0.00	0.00	0.00	
8/21/14	MMkt - Cash Renegotiation	-202,945,133.38	(56,000,000.00)	1	0.01	0.010	0.00	0.00	0.00	
8/22/14	MMkt - Cash Renegotiation	-172,945,133.38	30,000,000.00	3	0.01	0.010	0.00	0.00	0.00	
8/25/14	MMkt - Cash Renegotiation	-139,945,133.38	33,000,000.00	1	0.01	0.010	0.00	0.00	0.00	
8/26/14	MMkt - Cash Renegotiation	-90,945,133.38	49,000,000.00	1	0.01	0.010	0.00	0.00	0.00	
8/27/14	MMkt - Cash Renegotiation	-105,945,133.38	(15,000,000.00)	1	0.01	0.010	0.00	0.00	0.00	
8/28/14	MMkt - Cash Renegotiation	-125,945,133.38	(20,000,000.00)	1	0.01	0.010	0.00	0.00	0.00	
8/29/14	MMkt - Cash Renegotiation	-107,946,578.64	18,000,000.00	2	0.01	0.010	0.00	0.00	0.00	
8/31/14	MMkt - Cash Int Payment/Receipt	-107,946,578.64	(1,445.26)	5	0.01	0.010	0.00	987.51	987.51	
9/5/14	MMkt - Cash Renegotiation	-62,946,578.64	45,000,000.00	4	0.01	0.010	0.00	0.00	0.00	
9/9/14	MMkt - Cash Renegotiation	-66,946,578.64	(4,000,000.00)	1	0.01	0.010	0.00	0.00	0.00	
9/10/14	MMkt - Cash Renegotiation	-47,946,578.64	19,000,000.00	1	0.01	0.010	0.00	0.00	0.00	
9/11/14	MMkt - Cash Renegotiation	-110,946,578.64	(63,000,000.00)	1	0.01	0.010	0.00	0.00	0.00	

Return on Investment - Detail - AST

Between: July 1, 2014 and July 1, 2015

Printed: June 30, 2015 3:13 pm

Cash Flow Date	Transaction Description	Orig Curr Balance	Local Currency Equivalent ()						Interest	Total Cost
			Principal Movement	Days	Yield	Adj Yield	Premium/ (Discount)			
Arkansas State Treasury (Con't)										
Money Market Funds Invest (Con't)										
106897 - BOA Securities, LLC MM - Tran Type: MMKT, Start: June 30, 2004, Maturity: Overnight										
9/12/14	MMkt - Cash Renegotiation	-77,946,578.64	33,000,000.00	3	0.01	0.010	0.00	0.00	0.00	
9/15/14	MMkt - Cash Renegotiation	-93,946,578.64	(16,000,000.00)	1	0.01	0.010	0.00	0.00	0.00	
9/16/14	MMkt - Cash Renegotiation	-140,946,578.64	(47,000,000.00)	1	0.01	0.010	0.00	0.00	0.00	
9/17/14	MMkt - Cash Renegotiation	-158,946,578.64	(18,000,000.00)	1	0.01	0.010	0.00	0.00	0.00	
9/18/14	MMkt - Cash Renegotiation	-183,946,578.64	(25,000,000.00)	1	0.01	0.010	0.00	0.00	0.00	
9/19/14	MMkt - Cash Renegotiation	-142,946,578.64	41,000,000.00	3	0.01	0.010	0.00	0.00	0.00	
9/22/14	MMkt - Cash Renegotiation	-171,946,578.64	(29,000,000.00)	1	0.01	0.010	0.00	0.00	0.00	
9/23/14	MMkt - Cash Renegotiation	-202,946,578.64	(31,000,000.00)	1	0.01	0.010	0.00	0.00	0.00	
9/24/14	MMkt - Cash Renegotiation	-184,946,578.64	18,000,000.00	1	0.01	0.010	0.00	0.00	0.00	
9/25/14	MMkt - Cash Renegotiation	-213,946,578.64	(29,000,000.00)	1	0.01	0.010	0.00	0.00	0.00	
9/26/14	MMkt - Cash Renegotiation	-197,946,578.64	16,000,000.00	3	0.01	0.010	0.00	0.00	0.00	
9/29/14	MMkt - Cash Renegotiation	-147,946,578.64	50,000,000.00	1	0.01	0.010	0.00	0.00	0.00	
9/30/14	MMkt - Cash Renegotiation	-142,947,786.89	5,000,000.00	0	0.01	0.010	0.00	0.00	0.00	
9/30/14	MMkt - Cash Int Payment/Receipt	-142,947,786.89	(1,208.25)	1	0.01	0.010	0.00	1,033.83	1,033.83	
10/1/14	MMkt - Cash Renegotiation	-115,947,786.89	27,000,000.00	1	0.01	0.010	0.00	0.00	0.00	
10/2/14	MMkt - Cash Renegotiation	-136,947,786.89	(21,000,000.00)	1	0.01	0.010	0.00	0.00	0.00	
10/3/14	MMkt - Cash Renegotiation	-89,947,786.89	47,000,000.00	3	0.01	0.010	0.00	0.00	0.00	
10/6/14	MMkt - Cash Renegotiation	-79,947,786.89	10,000,000.00	2	0.01	0.010	0.00	0.00	0.00	
10/8/14	MMkt - Cash Renegotiation	-74,947,786.89	5,000,000.00	1	0.01	0.010	0.00	0.00	0.00	
10/9/14	MMkt - Cash Renegotiation	-125,947,786.89	(51,000,000.00)	1	0.01	0.010	0.00	0.00	0.00	
10/10/14	MMkt - Cash Renegotiation	-48,947,786.89	77,000,000.00	5	0.01	0.010	0.00	0.00	0.00	
10/15/14	MMkt - Cash Renegotiation	-55,947,786.89	(7,000,000.00)	1	0.01	0.010	0.00	0.00	0.00	
10/16/14	MMkt - Cash Renegotiation	-123,947,786.89	(68,000,000.00)	1	0.01	0.010	0.00	0.00	0.00	
10/17/14	MMkt - Cash Renegotiation	-103,947,786.89	20,000,000.00	3	0.01	0.010	0.00	0.00	0.00	
10/20/14	MMkt - Cash Renegotiation	-110,947,786.89	(7,000,000.00)	1	0.01	0.010	0.00	0.00	0.00	
10/21/14	MMkt - Cash Renegotiation	-176,947,786.89	(66,000,000.00)	1	0.01	0.010	0.00	0.00	0.00	
10/22/14	MMkt - Cash Renegotiation	-191,947,786.89	(15,000,000.00)	1	0.01	0.010	0.00	0.00	0.00	
10/23/14	MMkt - Cash Renegotiation	-180,947,786.89	11,000,000.00	1	0.01	0.010	0.00	0.00	0.00	
10/24/14	MMkt - Cash Renegotiation	-72,947,786.89	108,000,000.00	3	0.01	0.010	0.00	0.00	0.00	
10/27/14	MMkt - Cash Renegotiation	-87,947,786.89	(15,000,000.00)	1	0.01	0.010	0.00	0.00	0.00	
10/28/14	MMkt - Cash Renegotiation	-102,947,786.89	(15,000,000.00)	1	0.01	0.010	0.00	0.00	0.00	
10/29/14	MMkt - Cash Renegotiation	-108,947,786.89	(6,000,000.00)	1	0.01	0.010	0.00	0.00	0.00	

Return on Investment - Detail - AST

Between: July 1, 2014 and July 1, 2015

Printed: June 30, 2015 3:13 pm

Cash Flow Date	Transaction Description	Orig Curr Balance	Local Currency Equivalent ()						Interest	Total Cost
			Principal Movement	Days	Yield	Adj Yield	Premium/ (Discount)			
Arkansas State Treasury (Con't)										
Money Market Funds Invest (Con't)										
106897 - BOA Securities, LLC MM - Tran Type: MMKT, Start: June 30, 2004, Maturity: Overnight										
10/30/14	MMkt - Cash Renegotiation	-124,947,786.89	(16,000,000.00)	1	0.01	0.010	0.00	0.00	0.00	
10/31/14	MMkt - Cash Renegotiation	-93,948,613.93	31,000,000.00	0	0.01	0.010	0.00	0.00	0.00	
10/31/14	MMkt - Cash Int Payment/Receipt	-93,948,613.93	(827.04)	3	0.01	0.010	0.00	840.39	840.39	
11/3/14	MMkt - Cash Renegotiation	-78,948,613.93	15,000,000.00	1	0.01	0.010	0.00	0.00	0.00	
11/4/14	MMkt - Cash Renegotiation	-85,948,613.93	(7,000,000.00)	1	0.01	0.010	0.00	0.00	0.00	
11/5/14	MMkt - Cash Renegotiation	-79,948,613.93	6,000,000.00	1	0.01	0.010	0.00	0.00	0.00	
11/6/14	MMkt - Cash Renegotiation	-99,948,613.93	(20,000,000.00)	1	0.01	0.010	0.00	0.00	0.00	
11/7/14	MMkt - Cash Renegotiation	-49,948,613.93	50,000,000.00	3	0.01	0.010	0.00	0.00	0.00	
11/10/14	MMkt - Cash Renegotiation	-31,948,613.93	18,000,000.00	3	0.01	0.010	0.00	0.00	0.00	
11/13/14	MMkt - Cash Renegotiation	-106,948,613.93	(75,000,000.00)	1	0.01	0.010	0.00	0.00	0.00	
11/14/14	MMkt - Cash Renegotiation	-26,948,613.93	80,000,000.00	3	0.01	0.010	0.00	0.00	0.00	
11/17/14	MMkt - Cash Renegotiation	-42,948,613.93	(16,000,000.00)	1	0.01	0.010	0.00	0.00	0.00	
11/18/14	MMkt - Cash Renegotiation	-84,948,613.93	(42,000,000.00)	1	0.01	0.010	0.00	0.00	0.00	
11/19/14	MMkt - Cash Renegotiation	-90,948,613.93	(6,000,000.00)	1	0.01	0.010	0.00	0.00	0.00	
11/20/14	MMkt - Cash Renegotiation	-131,948,613.93	(41,000,000.00)	1	0.01	0.010	0.00	0.00	0.00	
11/21/14	MMkt - Cash Renegotiation	-161,948,613.93	(30,000,000.00)	3	0.01	0.010	0.00	0.00	0.00	
11/24/14	MMkt - Cash Renegotiation	-116,948,613.93	45,000,000.00	1	0.01	0.010	0.00	0.00	0.00	
11/25/14	MMkt - Cash Renegotiation	-98,948,613.93	18,000,000.00	1	0.01	0.010	0.00	0.00	0.00	
11/26/14	MMkt - Cash Renegotiation	-87,948,613.93	11,000,000.00	2	0.01	0.010	0.00	0.00	0.00	
11/28/14	MMkt - Cash Renegotiation	-57,949,445.51	30,000,000.00	2	0.01	0.010	0.00	0.00	0.00	
11/30/14	MMkt - Cash Int Payment/Receipt	-57,949,445.51	(831.58)	2	0.01	0.010	0.00	658.75	658.75	
12/2/14	MMkt - Cash Renegotiation	-61,949,445.51	(4,000,000.00)	1	0.01	0.010	0.00	0.00	0.00	
12/3/14	MMkt - Cash Renegotiation	-68,949,445.51	(7,000,000.00)	1	0.01	0.010	0.00	0.00	0.00	
12/4/14	MMkt - Cash Renegotiation	-93,949,445.51	(25,000,000.00)	1	0.01	0.010	0.00	0.00	0.00	
12/5/14	MMkt - Cash Renegotiation	-49,949,445.51	44,000,000.00	3	0.01	0.010	0.00	0.00	0.00	
12/8/14	MMkt - Cash Renegotiation	-45,949,445.51	4,000,000.00	1	0.01	0.010	0.00	0.00	0.00	
12/9/14	MMkt - Cash Renegotiation	-57,949,445.51	(12,000,000.00)	1	0.01	0.010	0.00	0.00	0.00	
12/10/14	MMkt - Cash Renegotiation	-54,949,445.51	3,000,000.00	1	0.01	0.010	0.00	0.00	0.00	
12/11/14	MMkt - Cash Renegotiation	-188,949,445.51	(134,000,000.00)	1	0.01	0.010	0.00	0.00	0.00	
12/12/14	MMkt - Cash Renegotiation	-113,949,445.51	75,000,000.00	3	0.01	0.010	0.00	0.00	0.00	
12/15/14	MMkt - Cash Renegotiation	-120,949,445.51	(7,000,000.00)	1	0.01	0.010	0.00	0.00	0.00	
12/16/14	MMkt - Cash Renegotiation	-166,949,445.51	(46,000,000.00)	1	0.01	0.010	0.00	0.00	0.00	

Return on Investment - Detail - AST

Between: July 1, 2014 and July 1, 2015

Printed: June 30, 2015 3:13 pm

Cash Flow Date	Transaction Description	Orig Curr Balance	Local Currency Equivalent ()						Interest	Total Cost
			Principal Movement	Days	Yield	Adj Yield	Premium/ (Discount)			
Arkansas State Treasury (Con't)										
Money Market Funds Invest (Con't)										
106897 - BOA Securities, LLC MM - Tran Type: MMKT, Start: June 30, 2004, Maturity: Overnight										
12/17/14	MMkt - Cash Renegotiation	-185,949,445.51	(19,000,000.00)	1	0.01	0.010	0.00	0.00	0.00	
12/18/14	MMkt - Cash Renegotiation	-208,949,445.51	(23,000,000.00)	1	0.01	0.010	0.00	0.00	0.00	
12/19/14	MMkt - Cash Renegotiation	-152,949,445.51	56,000,000.00	3	0.01	0.010	0.00	0.00	0.00	
12/22/14	MMkt - Cash Renegotiation	-183,949,445.51	(31,000,000.00)	1	0.01	0.010	0.00	0.00	0.00	
12/23/14	MMkt - Cash Renegotiation	-192,949,445.51	(9,000,000.00)	1	0.01	0.010	0.00	0.00	0.00	
12/24/14	MMkt - Cash Renegotiation	-134,949,445.51	0.00	0	0.01	0.010	0.00	0.00	0.00	
12/24/14	MMkt - Cash Renegotiation	-134,949,445.51	58,000,000.00	5	0.01	0.010	0.00	0.00	0.00	
12/29/14	MMkt - Cash Renegotiation	-178,949,445.51	(44,000,000.00)	1	0.01	0.010	0.00	0.00	0.00	
12/30/14	MMkt - Cash Renegotiation	-183,949,445.51	(5,000,000.00)	1	0.01	0.010	0.00	0.00	0.00	
12/31/14	MMkt - Cash Renegotiation	-207,950,510.39	(24,000,000.00)	0	0.01	0.010	0.00	0.00	0.00	
12/31/14	MMkt - Cash Int Payment/Receipt	-207,950,510.39	(1,064.88)	2	0.01	0.010	0.00	1,023.70	1,023.70	
1/2/15	MMkt - Cash Renegotiation	-176,950,510.39	31,000,000.00	3	0.01	0.010	0.00	0.00	0.00	
1/5/15	MMkt - Cash Renegotiation	-208,950,510.39	(32,000,000.00)	1	0.01	0.010	0.00	0.00	0.00	
1/6/15	MMkt - Cash Renegotiation	-194,950,510.39	14,000,000.00	1	0.01	0.010	0.00	0.00	0.00	
1/7/15	MMkt - Cash Renegotiation	-169,950,510.39	25,000,000.00	1	0.01	0.010	0.00	0.00	0.00	
1/8/15	MMkt - Cash Renegotiation	-226,950,510.39	(57,000,000.00)	1	0.01	0.010	0.00	0.00	0.00	
1/9/15	MMkt - Cash Renegotiation	-134,950,510.39	92,000,000.00	3	0.01	0.010	0.00	0.00	0.00	
1/12/15	MMkt - Cash Renegotiation	-140,950,510.39	(6,000,000.00)	2	0.01	0.010	0.00	0.00	0.00	
1/14/15	MMkt - Cash Renegotiation	-157,950,510.39	(17,000,000.00)	1	0.01	0.010	0.00	0.00	0.00	
1/15/15	MMkt - Cash Renegotiation	-197,950,510.39	(40,000,000.00)	1	0.01	0.010	0.00	0.00	0.00	
1/16/15	MMkt - Cash Renegotiation	-202,950,510.39	(5,000,000.00)	4	0.01	0.010	0.00	0.00	0.00	
1/20/15	MMkt - Cash Renegotiation	-234,950,510.39	(32,000,000.00)	1	0.01	0.010	0.00	0.00	0.00	
1/21/15	MMkt - Cash Renegotiation	-301,950,510.39	(67,000,000.00)	1	0.01	0.010	0.00	0.00	0.00	
1/22/15	MMkt - Cash Renegotiation	-363,950,510.39	(62,000,000.00)	1	0.01	0.010	0.00	0.00	0.00	
1/23/15	MMkt - Cash Renegotiation	-291,950,510.39	72,000,000.00	3	0.01	0.010	0.00	0.00	0.00	
1/26/15	MMkt - Cash Renegotiation	-300,950,510.39	(9,000,000.00)	1	0.01	0.010	0.00	0.00	0.00	
1/27/15	MMkt - Cash Renegotiation	-216,950,510.39	84,000,000.00	1	0.01	0.010	0.00	0.00	0.00	
1/28/15	MMkt - Cash Renegotiation	-196,950,510.39	20,000,000.00	1	0.01	0.010	0.00	0.00	0.00	
1/29/15	MMkt - Cash Renegotiation	-218,950,510.39	(22,000,000.00)	1	0.01	0.010	0.00	0.00	0.00	
1/30/15	MMkt - Cash Renegotiation	-193,952,289.33	25,000,000.00	1	0.01	0.010	0.00	0.00	0.00	
1/31/15	MMkt - Cash Int Payment/Receipt	-193,952,289.33	(1,778.94)	2	0.01	0.010	0.00	1,782.60	1,782.60	
2/2/15	MMkt - Cash Renegotiation	-201,952,289.33	(8,000,000.00)	1	0.01	0.010	0.00	0.00	0.00	

Return on Investment - Detail - AST

Between: July 1, 2014 and July 1, 2015

Printed: June 30, 2015 3:13 pm

Cash Flow Date	Transaction Description	Orig Curr Balance	Local Currency Equivalent ()						Interest	Total Cost
			Principal Movement	Days	Yield	Adj Yield	Premium/ (Discount)			
Arkansas State Treasury (Con't)										
Money Market Funds Invest (Con't)										
106897 - BOA Securities, LLC MM - Tran Type: MMKT, Start: June 30, 2004, Maturity: Overnight										
2/3/15	MMkt - Cash Renegotiation	-90,952,289.33	67,000,000.00	0	0.01	0.010	0.00	0.00	0.00	
2/3/15	MMkt - Cash Renegotiation	-90,952,289.33	44,000,000.00	1	0.01	0.010	0.00	0.00	0.00	
2/4/15	MMkt - Cash Renegotiation	-37,952,289.33	53,000,000.00	1	0.01	0.010	0.00	0.00	0.00	
2/5/15	MMkt - Cash Renegotiation	-53,952,289.33	(16,000,000.00)	1	0.01	0.010	0.00	0.00	0.00	
2/6/15	MMkt - Cash Renegotiation	-8,952,289.33	45,000,000.00	19	0.01	0.010	0.00	0.00	0.00	
2/25/15	MMkt - Cash Renegotiation	-21,952,289.33	(13,000,000.00)	1	0.01	0.010	0.00	0.00	0.00	
2/26/15	MMkt - Cash Renegotiation	-11,952,289.33	10,000,000.00	1	0.01	0.010	0.00	0.00	0.00	
2/27/15	MMkt - Cash Renegotiation	-31,952,521.32	(20,000,000.00)	1	0.01	0.010	0.00	0.00	0.00	
2/28/15	MMkt - Cash Int Payment/Receipt	-31,952,521.32	(231.99)	2	0.01	0.010	0.00	276.34	276.34	
3/2/15	MMkt - Cash Renegotiation	-17,952,521.32	14,000,000.00	1	0.01	0.010	0.00	0.00	0.00	
3/3/15	MMkt - Cash Renegotiation	-49,952,521.32	(32,000,000.00)	1	0.01	0.010	0.00	0.00	0.00	
3/4/15	MMkt - Cash Renegotiation	-66,952,521.32	(17,000,000.00)	2	0.01	0.010	0.00	0.00	0.00	
3/6/15	MMkt - Cash Renegotiation	-32,952,521.32	34,000,000.00	3	0.01	0.010	0.00	0.00	0.00	
3/9/15	MMkt - Cash Renegotiation	-81,952,521.32	(49,000,000.00)	1	0.01	0.010	0.00	0.00	0.00	
3/10/15	MMkt - Cash Renegotiation	-47,952,521.32	34,000,000.00	2	0.01	0.010	0.00	0.00	0.00	
3/12/15	MMkt - Cash Renegotiation	-92,952,521.32	(45,000,000.00)	1	0.01	0.010	0.00	0.00	0.00	
3/13/15	MMkt - Cash Renegotiation	-43,952,521.32	49,000,000.00	3	0.01	0.010	0.00	0.00	0.00	
3/16/15	MMkt - Cash Renegotiation	-65,952,521.32	(22,000,000.00)	1	0.01	0.010	0.00	0.00	0.00	
3/17/15	MMkt - Cash Renegotiation	-116,952,521.32	(51,000,000.00)	1	0.01	0.010	0.00	0.00	0.00	
3/18/15	MMkt - Cash Renegotiation	-136,952,521.32	(20,000,000.00)	1	0.01	0.010	0.00	0.00	0.00	
3/19/15	MMkt - Cash Renegotiation	-161,952,521.32	(25,000,000.00)	1	0.01	0.010	0.00	0.00	0.00	
3/20/15	MMkt - Cash Renegotiation	-106,952,521.32	55,000,000.00	3	0.01	0.010	0.00	0.00	0.00	
3/23/15	MMkt - Cash Renegotiation	-166,952,521.32	(60,000,000.00)	1	0.01	0.010	0.00	0.00	0.00	
3/24/15	MMkt - Cash Renegotiation	-186,952,521.32	(20,000,000.00)	1	0.01	0.010	0.00	0.00	0.00	
3/25/15	MMkt - Cash Renegotiation	-953,041.52	186,000,000.00	6	0.01	0.010	0.00	0.00	0.00	
3/31/15	MMkt - Cash Int Payment/Receipt	-953,041.52	(520.20)	20	0.01	0.010	0.00	528.65	528.65	
4/20/15	MMkt - Cash Renegotiation	-200,048.78	753,000.00	10	0.01	0.010	0.00	0.00	0.00	
4/30/15	MMkt - Cash Int Payment/Receipt	-200,048.78	(5.56)	31	0.01	0.010	0.00	5.77	5.77	
5/31/15	MMkt - Cash Int Payment/Receipt	-200,048.78	(1.70)	31	0.01	0.010	0.00	1.70	1.70	
7/1/15	Closing Balance	-200,048.78	(200,048.78)	0	0.01	0.010	0.00	1.70	1.70	
							0.010	0.00	7,953.09	7,953.09
113341 - Merrill Lynch Funds for Institutions - Tran Type: MMKT, Start: June 30, 2004, Maturity: Overnight										

Return on Investment - Detail - AST

Between: July 1, 2014 and July 1, 2015

Printed: June 30, 2015 3:13 pm

Cash Flow Date	Transaction Description	Orig Curr Balance	Local Currency Equivalent ()							
			Principal Movement	Days	Yield	Adj Yield	Premium/ (Discount)	Interest	Total Cost	
Arkansas State Treasury (Con't)										
Money Market Funds Invest (Con't)										
113341 - Merrill Lynch Funds for Institutions - Tran Type: MMKT, Start: June 30, 2004, Maturity: Overnight										
7/1/14	Opening Balance	0.00	0.00	365	2.85	2.867	0.00	(24,532.07)	(24,532.07)	
7/1/15	Closing Balance	0.00	0.00	0	2.85	2.867	0.00	24,532.07	24,532.07	
							0.00	0.00	0.00	
567678 - Bank of the Ozarks - Tran Type: MMKT, Start: June 12, 2015, Maturity: Notice										
7/1/14	Opening Balance	-50,000,000.00	(50,000,000.00)	346	0.00	0.000	0.00	0.00	0.00	
6/12/15	MMkt - Cash Invest/Borrow	-50,000,000.00	(50,000,000.00)	6	0.00	0.000	0.00	0.00	0.00	
6/18/15	MMkt - Cash Renegotiation	-50,000,000.00	0.00	7	0.40	0.406	0.00	0.00	0.00	
6/25/15	MMkt - Cash Renegotiation	-125,000,000.00	(75,000,000.00)	6	0.40	0.406	0.00	0.00	0.00	
7/1/15	Closing Balance	-125,000,000.00	(125,000,000.00)	0	0.40	0.406	0.00	12,222.22	12,222.22	
							0.024	0.00	12,222.22	12,222.22
Money Market Funds						0.012	0.00	36,085.37	36,085.37	
US TREASURY BOND Invest										
516065 - UBS - Tran Type: US TBOND, Start: June 4, 2014, Maturity: July 15, 2016										
7/1/14	Opening Balance	-5,000,000.00	(5,000,000.00)	365	0.42	0.423	766.31	(14,416.44)	(13,650.13)	
7/15/14	Invest - Bond Coupon Receipt	-5,000,000.00	0.00	0	0.42	0.423	0.00	15,625.00	15,625.00	
1/15/15	Invest - Bond Coupon Receipt	-5,000,000.00	0.00	0	0.42	0.423	0.00	15,625.00	15,625.00	
7/1/15	Closing Balance	-5,000,000.00	(5,000,000.00)	0	0.42	0.423	(11,086.37)	14,416.44	3,330.07	
							0.423	(10,320.06)	31,250.00	20,929.94
US TREASURY BOND						0.423	(10,320.06)	31,250.00	20,929.94	
Arkansas State Treasury						0.924	2,152,041.53	22,859,025.68	25,011,067.21	

Return on Investment - Detail - AST

Between: July 1, 2014 and July 1, 2015

Printed: June 30, 2015 3:13 pm

Cash Flow Date	Transaction Description	Orig Curr Balance	Local Currency Equivalent ()					Interest	Total Cost
			Principal Movement	Days	Yield	Adj Yield	Premium/ (Discount)		

Safekeeping Inventory

Item #	Item ID	Item Type*	Safekeeping Item Description (Issuer)	Rate	Maturity	Par / Shares	Last Updated
BOE - REVOLVING FUND							
154	K3743	CI	DIERKS SD #2	4.950	11/1/16	36,000.00	10/30/14
137	K3735	CI	NORTHCENTRAL AR EDUCATION SERVI	4.950	11/1/16	32,861.80	10/20/14
275	K3787	CI	IZARD COUNTY SD	4.950	11/1/19	58,333.33	10/13/14
279	K3788	CI	HOWARD SD #2	4.950	11/1/18	64,426.40	10/30/14
272	K3785	CI	HACKET SD #17	4.950	5/1/23	160,000.00	4/13/15
147	K3738	CI	DECATUR SD #17	4.950	5/1/16	17,500.00	4/16/15
120	K3719	CI	QUITMAN SD# 21	4.950	11/1/15	15,000.00	10/13/14
258	K3776	CI	DIERKS SD #2	4.950	11/1/15	15,900.00	10/30/14
271	K3784	CI	IZARD COUNTY CONSOLIDATED SD #1	4.950	11/1/20	64,245.74	10/13/14
269	K3783	CI	GURDON SD #60	4.950	5/1/17	33,460.00	4/15/15
181	K3761	CI	MOUNTAINBURG SD #16	4.950	11/1/15	9,483.58	10/21/14
251	K3774	CI	HARTFORD SD #1	4.950	5/1/16	23,620.80	4/20/15
185	K3765	CI	NETTLETON SD 1611	4.950	11/1/16	22,893.72	10/20/14
265	K3781	CI	MINERAL SPRINGS SD #3	4.950	11/1/21	43,400.00	10/30/14
187	K3766	CI	JONESBORO SD #1	4.950	11/1/18	56,000.00	10/13/14
180	K3764	CI	NORFORK SD #61	4.950	11/1/18	40,000.00	10/20/14
195	K3767	CI	MOUNTAINBURG SD #16	4.950	11/1/18	60,000.00	10/21/14
138	K3733	CI	CARLISLE SD #43	4.950	11/1/16	70,000.00	10/14/14
135	K3731	CI	GREENLAND SD #95	4.950	11/1/15	13,540.50	10/20/14
122	K3721	CI	VIOLA SD #15	4.950	11/1/15	25,000.00	10/21/14
136	K3732	CI	WESTERN YELL COUNTY SD #9	4.950	11/1/15	5,727.50	10/20/14
252	K3775	CI	HORATIO SD #55	4.950	5/1/16	35,069.00	4/15/15
149	K3740	CI	JASPER SD #1	4.950	5/1/16	25,000.00	4/15/15
263	K3779	CI	DEER/MOUNT JUDEA SD	4.950	5/1/21	29,454.60	4/15/15
153	K3742	CI	DIERKS SD #2	4.950	11/1/16	13,640.00	10/30/14
266	K3782	CI	OMAHA SD #6	4.950	11/1/17	55,000.01	10/20/14
167	K3756	CI	IZARD CO. SD #1	4.950	11/1/17	37,500.00	10/13/14
182	K3762	CI	OMAHA SD #6	4.950	11/1/18	16,000.00	10/20/14
250	K3773	CI	NORPHLET SD #50	4.950	11/1/15	15,152.00	10/20/14
174	K3758	CI	EUREKA SPRINGS SD #21	4.950	5/1/18	150,000.00	4/13/15
262	K3778	CI	WESTERN YELL COUNTY SD	4.950	5/1/21	59,400.00	4/20/15
273	K3786	CI	HORATIO SD #55	4.950	11/1/17	60,378.00	4/15/15
261	K3777	CI	WESTERN YELL COUNTY SD	4.950	5/1/21	45,000.00	4/20/15
285	K3789	CI	HORATIO SD #55	4.950	5/1/20	180,620.00	3/17/15
146	K3737	CI	JASPER SD #1	4.950	11/1/16	39,000.00	10/21/14
35 items for BOE - REVOLVING FUND						1,628,606.98	

Item #	Item ID	Item Type*	Safekeeping Item Description (Issuer)	Rate	Maturity	Par / Shares	Last Updated
268	11605744	CD	AR MCDONALD'S SELF INSURED TRUST	1.250	6/30/17	50,382.13	8/13/12
213	1078027	CD	SPARKS REGIONAL MEDICAL CENTER	1.500	7/27/05	200,000.00	6/28/10
194	10250312	CD	ARKANSAS RURAL ELECTRIC	3.560	5/21/10	100,000.00	7/31/09
227	57261076	CD	BROOKSHIRE GROCERY COMPANY	2.080	10/15/05	300,000.00	6/28/10
196	1114	CD	COLUMBIA FOREST PRODUCTS CORP	2.030	1/28/10	200,000.00	6/28/10
282	101795557	CD	ARKANSAS HOSPITAL ASSOCIATION	0.300	6/19/15	30,000.00	8/6/14
237	41356	CD	LAND O'FROST	6.000	8/27/92	100,000.00	6/28/10
281	00193718	CD	ARKANSAS HOSPITAL ASSOCIATION	0.400	6/25/15	50,000.00	8/6/14
253	245790	CD	AR MCDONALD'S SELF INSURED TRUST	0.600	6/17/12	200,000.00	7/29/11
236	20440	CD	LAND O'FROST	6.000	8/27/92	100,000.00	6/28/10
214	024555	CD	AMCA TRUCKING	6.250	4/25/96	100,000.00	6/28/10
209	14544	CD	PETERSON FARMS INC.	4.850	5/5/02	50,000.00	6/28/10
245	113806	CD	ST. BERNARDS MEDICAL CENTER	7.600	7/23/91	100,000.00	6/28/10
241	54882	CD	ARKANSAS RURAL ELECTRIC	5.500	10/28/95	100,000.00	6/28/10
240	35393	CD	ARKANSAS RURAL ELECTRIC	6.600	11/7/01	100,000.00	6/28/10
278	00192056	CD	ARKANSAS HOSPITAL ASSOCIATION	0.400	2/28/15	200,000.00	4/30/14
232	47070	CD	HARDING UNIVERSITY	6.600	2/8/96	200,000.00	6/28/10
192	1000913001	CD	ARKANSAS RURAL ELECTRIC	2.240	12/31/09	150,000.00	7/9/09
238	219976	CD	NORTH ARKANSAS MEDICAL CENTER	5.250	11/30/96	100,000.00	6/28/10
222	33708	CD	ARKANSAS HOSPITALITY WORKERS	5.560	12/4/07	100,000.00	6/28/10
239	1018127	CD	NORTH ARKANSAS MEDICAL CENTER	6.000	7/1/97	100,000.00	6/28/10
267	11604728	CD	AR MCDONALD'S SELF INSURED TRUST	1.250	6/20/17	201,528.51	8/13/12
205	5809	CD	SIMMONS INDUSTRIES INC.	8.250	8/17/91	100,000.00	6/28/10
203	991067	CD	ST. BERNARDS MEDICAL CENTER	1.790	6/17/11	100,000.00	6/28/10
228	24930	CD	BAXTER COUNTY REGIONAL HOSPITAL	7.110	6/24/91	100,000.00	6/28/10
221	6040009109	CD	ARKANSAS HOSPITALITY WORKERS	5.080	2/4/08	100,000.00	6/28/10
274	301108	CD	SIMMONS FOODS, INC.	0.400	7/17/14	300,000.00	8/7/13
276	1600024111	CD	ST. BERNARDS MEDICAL CENTER	0.550	11/18/14	100,000.00	1/31/14
234	53400	CD	JEFFERSON REGIONAL MEDICAL CENTI	7.650	6/7/91	200,000.00	6/28/10
216	40521	CD	AMCA TRUCKING	5.700	4/6/01	100,000.00	6/28/10
206	10397	CD	SIMMONS INDUSTRIES INC.	7.750	11/27/93	100,000.00	6/28/10
231	02278	CD	GILSTER-MARY LEE CORP.	7.700	6/26/91	200,000.00	6/28/10
235	140507751	CD	KLEIN TOOLS INC.	4.750	10/30/99	200,000.00	6/28/10
223	5997234	CD	ARKANSAS HOSPITALITY WORKERS	5.250	1/4/08	100,000.00	6/28/10
218	103341	CD	ARKANSAS TRUCKING ASSOCIATION	5.490	6/27/02	100,000.00	6/28/10
226	52173	CD	WHITE COUNTY MEDICAL CENTER	6.100	7/30/98	200,000.00	6/28/10
212	3041087	CD	SPARKS REGIONAL MEDICAL CENTER	2.500	12/10/02	100,000.00	6/28/10
229	41357938	CD	BAXTER COUNTY REGIONAL HOSPITAL	5.180	12/10/99	100,000.00	6/28/10
257	246082	CD	ARKANSAS SELF-INSURANCE TRUST	1.850	7/19/16	300,000.00	8/8/11
277	41315110531	CD	PAM TRANSPORT INC.	0.400	3/13/15	300,000.00	3/28/14
242	1000100001	CD	ARKANSAS RURAL ELECTRIC	4.750	3/28/07	100,000.00	6/28/10
225	873061345	CD	ARKANSAS HOSPITALITY WORKERS	5.000	1/4/08	100,000.00	6/28/10
219	873061648	CD	ARKANSAS TRUCKING ASSOCIATION	4.710	2/8/08	100,000.00	6/28/10

Item #	Item ID	Item Type*	Safekeeping Item Description (Issuer)	Rate	Maturity	Par / Shares	Last Updated
198	111428195	CD	BAPTIST HEALTH	1.390	8/24/10	500,000.00	9/9/09
243	2129456	CD	ARKANSAS RURAL ELECTRIC	2.450	5/15/09	100,000.00	6/28/10
207	12399	CD	SIMMONS INDUSTRIES INC.	3.250	1/3/95	100,000.00	6/28/10
191	70062968	CD	ARKANSAS RURAL ELECTRIC	1.700	6/18/10	100,000.00	7/9/09
254	4130876187	CD	AR MCDONALD'S SELF INSURED TRUST	0.500	6/30/12	50,000.00	7/29/11
220	9510007433	CD	ARKANSAS BLUE CROSS & BLUE SHIELI	4.600	10/13/00	200,000.00	6/28/10
247	10275304	CD	ARKANSAS HOSPITAL ASSOCIATION	1.660	2/22/14	220,000.00	3/1/11
283	23065	CD	MUNI LEAGUE WORKER'S COMP TRUST	0.480	12/31/15	3,000,000.00	1/9/15
284	102586717373	CD	ATA WORKERS COMPENSATION SELF-II	1.100	1/9/20	250,000.00	3/9/15
280	0120592493	CD	HCF TRUST	0.010	1/7/15	350,002.01	7/15/14
224	1000042111	CD	ARKANSAS HOSPITALITY WORKERS	5.010	12/4/07	100,000.00	6/28/10
233	679506833	CD	HYTROL CONVEYOR CO. INC.	6.250	11/13/01	200,000.00	6/28/10
246	120587678	CD	AR TRANSIT AUTHORITY	1.830	6/20/15	250,000.00	3/1/11
217	791007	CD	ARKANSAS TRUCKING ASSOCIATION	2.280	5/3/05	100,000.00	6/28/10
215	4013329	CD	AMCA TRUCKING	5.300	4/26/97	100,000.00	6/28/10
259	6024017336	CD	ARKANSAS CHILDREN'S HOSPITAL	0.650	9/19/12	200,000.00	9/22/11
59 items for WCC - Workmans Comp Commission						11,751,912.65	
						Total:	13,380,519.63

* Legend: CI = Certificate of Indebtedness
IB = Industrial Bond
GM = GNMA Passthrough
CM = Common Stock
OTH = Other
NA = Not Applicable